

DECLARATION OF GERARD P. GRENIER

I, Gerard P. Grenier, am over twenty-one (21) years of age. I have never been convicted of a felony, and I am fully competent to make this declaration. I declare the following to be true to the best of my knowledge, information and belief:

1. I am Senior Director of Publishing Technologies of The Institute of Electrical and Electronics Engineers, Incorporated (“IEEE”).
2. IEEE is a neutral third party in IPR2019-00129.
3. Neither I nor IEEE itself is being compensated for this declaration.
4. Among my responsibilities as Senior Director of Publishing Technologies, I act as a custodian of certain records for IEEE.
5. I make this declaration based on my personal knowledge and information contained in the business records of IEEE.
6. As part of its ordinary course of business, IEEE publishes and makes available technical articles, proceedings and standards. These publications are made available for public download through the IEEE digital library, IEEE Xplore.
7. It is the regular practice of IEEE to publish articles and other writings including article abstracts and make them available to the public through IEEE Xplore. IEEE maintains copies of publications in the ordinary course of its regularly conducted activities.
8. The article below has been attached as Attachment A to this declaration:


A.	A. Youssef, J. Haslett and E. Youssoufian, "Digitally-controlled RF passive attenuator in 65 nm CMOS for mobile TV tuner ICs," Proceedings of 2010 IEEE International Symposium on Circuits and Systems, May 30 – June 2, 2010.
----	---

9. I obtained a copy of Attachment A through IEEE Xplore, where it is maintained in the ordinary course of IEEE’s business. Attachment A is a true and correct copy of the Attachment, as it existed on or about May 3, 2018.
10. The article and abstract from IEEE Xplore shows the date of publication. IEEE Xplore populates this information using the metadata associated with the publication.

11. A. Youssef, J. Haslett and E. Youssoufian, "Digitally-controlled RF passive attenuator in 65 nm CMOS for mobile TV tuner ICs," was published in Proceedings of 2010 IEEE International Symposium on Circuits and Systems. Proceedings of 2010 IEEE International Symposium on Circuits and Systems was held from May 30 – June 2, 2010. Copies of the conference proceedings were made available no later than the last day of the conference. The article is currently available for public download from the IEEE digital library, IEEE Xplore.
12. I hereby declare that all statements made herein of my own knowledge are true and that all statements made on information and belief are believed to be true, and further that these statements were made with the knowledge that willful false statements and the like are punishable by fine or imprisonment, or both, under 18 U.S.C. § 1001.

I declare under penalty of perjury that the foregoing statements are true and correct.

Executed on: 5 November 2018

A handwritten signature in blue ink, appearing to be 'M. S.', written over a horizontal line.

ATTACHMENT A

Access provided by:
IEEE Staff
Sign Out

Browse

My Settings

Get Help

Browse Conferences > Circuits and Systems (ISCAS),...

[Back to Results](#)

Digitally-controlled RF passive attenuator in 65 nm CMOS for mobile TV tuner ICs

[View Document](#)

3
Paper
Citations

538
Full
Text Views

Related Articles

[Point to point GALS interconnect](#)

An adaptively-pipelined mixed synchronous-asynchronous digital FIR filter chip o...

[View All](#)

3
Author(s)

Ahmed Youssef ; James Haslett ; Edward Youssoufian

[View All Authors](#)

Abstract	Authors	Figures	References	Citations	Keywords	Metrics	Media
-----------------	---------	---------	------------	-----------	----------	---------	-------

Abstract:

A novel VHF/UHF passive attenuator linearization circuit suitable for mobile TV applications has been designed and implemented in 65 nm CMOS technology. The proposed attenuator has a wide gain range of 48 dB that can be digitally programmed in 3 to 6 dB steps. At every gain setting, the input and output of the attenuator are matched to 50 Ω to facilitate its integration into mobile TV tuners.

Published in: Circuits and Systems (ISCAS), Proceedings of 2010 IEEE International Symposium on

Date of Conference: 30 May-2 June 2010

INSPEC Accession Number: 11463052

Date Added to IEEE Xplore: 03 August 2010

DOI: 10.1109/ISCAS.2010.5537117

ISBN Information:

Publisher: IEEE

ISSN Information:

Conference Location: Paris, France

Contents

[Download PDF](#)

[Download Citation](#)

[View References](#)

[Email](#)

[Print](#)

[Request Permissions](#)

[Export to Collabratec](#)

SECTION I. Introduction

Mobile TV is one of the latest features to be added to cell phones and other hand-held devices. The low cost, low power, and small size demands of this application have pushed researchers to use nanometer CMOS technologies in designing high performance tuner chip sets. The bulky RF filters (i.e., SAW filters) usually used in traditional TV-can tuners to suppress far-away interferer blockers are thus not an option for these integrated tuners. This results in tightening the linearity requirement of the RF front-end needed for mobile TV reception, and hence demands innovative design techniques to adhere to the low power necessities for this application [1].

The RF-AGC (Automatic gain control) technique has been proposed recently in the literature as one of the low power solutions that can help mobile TV receivers achieve their stringent linearity requirements [2][3][4]. Decreasing the RF gain at large input signal levels helps the receiver pass larger signals without any degradation in the output SNR (Signal-to-Noise Ratio). Although there

[Full Text](#)

[Authors](#)

[References](#)

[Citations](#)

[Keywords](#)

[Related Articles](#)

[Back to Top](#)

This paper proposes an RF attenuator linearization circuit used to vary the RF gain of mobile TV receivers while maximizing their dynamic range. The paper describes a passive attenuator designed, implemented in 65 nm CMOS technology and characterized in the lab. Additionally, a 5 bit linear thermometer decoder [5] integrated in the same test chip is used to program the gain of the attenuator. The decoder sets the gain value according to the signal level received at the attenuator input. Also, an on-chip programmable matching network is used to provide a stable 50 Ω input resistance to the mobile TV antenna for the entire gain range.

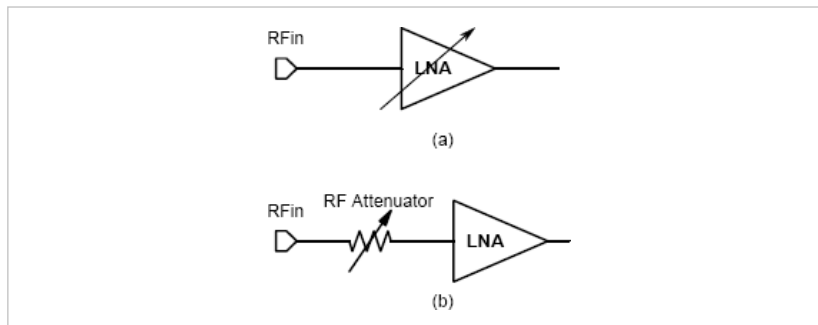


Figure 1. RF gain control through a) a variable gain LNA or through b) RF programmable passive attenuator

This paper is organized as follows. Section II discusses the advantages of using passive gain control over active gain control (i.e., Variable Gain (VG) LNA) to vary the RF gain of a mobile TV receiver. Section III presents the proposed RF attenuator design and demonstrates some practical issues dealt with in its integration with the rest of the mobile TV system. Measurement results are given in Section IV, and finally Section V draws the conclusions.

SECTION II.

Passive Gain Control Versus Active Gain Control

There are several ways to achieve gain control in RF front-ends. Fig. 1a shows a VG-LNA used to control the RF gain, while Fig. 1b shows a programmable passive attenuator used to control the RF gain. Both techniques are capable of preventing a receiver from clipping at large input signal levels and, in theory, either one can be used to boost the linearity of a mobile TV tuner. However, the difference between them becomes clear when the receiver dynamic range (DR) is taken into consideration. Having the attenuator control (passive control) the RF gain results in a DR value that is far superior to that achieved when gain is controlled by a VG - LNA (active control), especially at the higher attenuation (lower gain) settings.

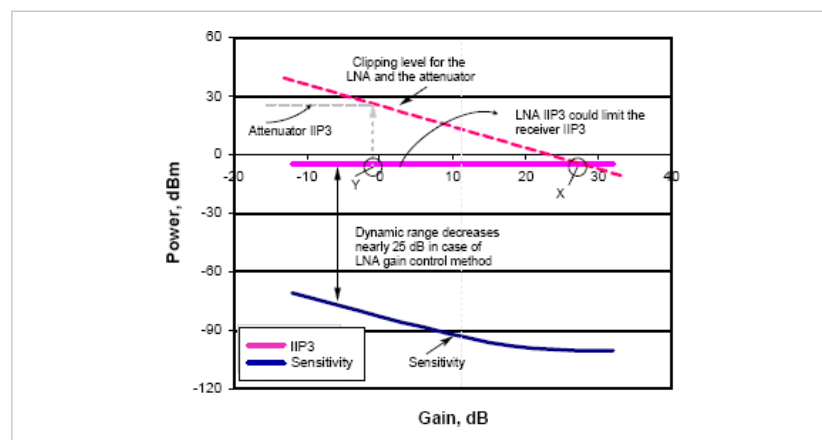


Figure 2. Simulation results show the impact of using the active gain control method versus the passive gain control on a receiver dynamic range

Explore Litigation Insights

Docket Alarm provides insights to develop a more informed litigation strategy and the peace of mind of knowing you're on top of things.

Real-Time Litigation Alerts



Keep your litigation team up-to-date with **real-time alerts** and advanced team management tools built for the enterprise, all while greatly reducing PACER spend.

Our comprehensive service means we can handle Federal, State, and Administrative courts across the country.

Advanced Docket Research



With over 230 million records, Docket Alarm's cloud-native docket research platform finds what other services can't. Coverage includes Federal, State, plus PTAB, TTAB, ITC and NLRB decisions, all in one place.

Identify arguments that have been successful in the past with full text, pinpoint searching. Link to case law cited within any court document via Fastcase.

Analytics At Your Fingertips



Learn what happened the last time a particular judge, opposing counsel or company faced cases similar to yours.

Advanced out-of-the-box PTAB and TTAB analytics are always at your fingertips.

API

Docket Alarm offers a powerful API (application programming interface) to developers that want to integrate case filings into their apps.

LAW FIRMS

Build custom dashboards for your attorneys and clients with live data direct from the court.

Automate many repetitive legal tasks like conflict checks, document management, and marketing.

FINANCIAL INSTITUTIONS

Litigation and bankruptcy checks for companies and debtors.

E-DISCOVERY AND LEGAL VENDORS

Sync your system to PACER to automate legal marketing.