



US009814826B2

(12) **United States Patent**
Hidem et al.

(10) **Patent No.:** **US 9,814,826 B2**

(45) **Date of Patent:** ***Nov. 14, 2017**

(54) **INTEGRATED STRONTIUM-RUBIDIUM
RADIOISOTOPE INFUSION SYSTEMS**

(71) Applicant: **Bracco Diagnostics Inc.**, Monroe Township, NJ (US)

(72) Inventors: **Stephen E. Hidem**, Edina, MN (US); **Aaron M. Fontaine**, Minneapolis, MN (US); **Janet L. Gelbach**, Schaumburg, IL (US); **Patrick M. McDonald**, Omaha, NE (US); **Kathryn M. Hunter**, Knoxville, TN (US); **Rolf E. Swenson**, Silver Spring, MD (US); **Julius P. Zodda**, Mercerville, NJ (US)

(73) Assignee: **Bracco Diagnostics Inc.**, Monroe Township, NJ (US)

(*) Notice: Subject to any disclaimer, the term of this patent is extended or adjusted under 35 U.S.C. 154(b) by 0 days.
This patent is subject to a terminal disclaimer.

(21) Appl. No.: **15/620,320**

(22) Filed: **Jun. 12, 2017**

(65) **Prior Publication Data**
US 2017/0274138 A1 Sep. 28, 2017

Related U.S. Application Data

(63) Continuation of application No. 15/389,200, filed on Dec. 22, 2016, now Pat. No. 9,750,869, which is a (Continued)

(51) **Int. Cl.**
A61M 5/00 (2006.01)
A61M 5/14 (2006.01)
(Continued)

(52) **U.S. Cl.**
CPC **A61M 5/007** (2013.01); **A61B 6/037** (2013.01); **A61B 6/107** (2013.01); **A61B 6/481** (2013.01);
(Continued)

(58) **Field of Classification Search**
CPC .. A61M 5/007; A61M 5/1001; A61M 5/1002; A61M 5/1007;

(Continued)

(56) **References Cited**

U.S. PATENT DOCUMENTS

3,483,867 A 12/1969 Markovitz
3,535,085 A 10/1970 Shumate
(Continued)

FOREIGN PATENT DOCUMENTS

CA 2913373 A1 4/2008
CN 1968653 A 5/2007
(Continued)

OTHER PUBLICATIONS

Alvarez-Diez et al. "Manufacture of strontium-82/rubidium-82 generators and quality control of rubidium-82 chloride for myocardial perfusion imaging in patients using positron emission tomography," Applied Radiation and Isotopes, 1999, pp. 1015-1023.

(Continued)

Primary Examiner — Charles A Marmor, II

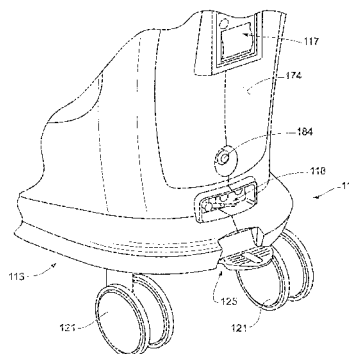
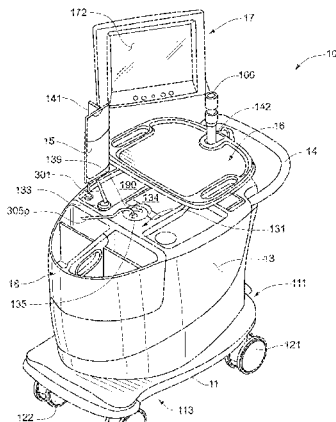
Assistant Examiner — Carrie R Dorna

(74) *Attorney, Agent, or Firm* — Fredrikson & Byron, P.A.

(57) **ABSTRACT**

Methods for setting up, maintaining and operating a radio-pharmaceutical infusion system, that includes a radioisotope generator, are facilitated by a computer of the system. The computer may include pre-programmed instructions and a computer interface, for interaction with a user of the system, for example, in order to track contained volumes of eluant and/or eluate, and/or to track time from completion of an elution performed by the system, and/or to calculate one or more system and/or injection parameters for quality control, and/or to perform purges of the system, and/or to facilitate diagnostic imaging.

30 Claims, 27 Drawing Sheets



Related U.S. Application Data

continuation of application No. 12/808,467, filed as application No. PCT/US2009/047031 on Jun. 11, 2009, now Pat. No. 9,607,722, which is a continuation of application No. 12/137,377, filed on Jun. 11, 2008, now Pat. No. 8,708,352, and a continuation of application No. 12/137,363, filed on Jun. 11, 2008, now Pat. No. 7,862,534, and a continuation of application No. 12/137,356, filed on Jun. 11, 2008, now Pat. No. 8,317,674, and a continuation of application No. 12/137,364, filed on Jun. 11, 2008, now Pat. No. 9,597,053.

(51) **Int. Cl.**

A61B 90/00 (2016.01)
A61M 5/145 (2006.01)
G21F 3/00 (2006.01)
A61M 5/158 (2006.01)
G21F 7/00 (2006.01)
A61M 5/168 (2006.01)
G21G 1/00 (2006.01)
A61B 6/00 (2006.01)
A61B 6/03 (2006.01)
G21G 4/08 (2006.01)
A61B 50/13 (2016.01)
A61M 5/142 (2006.01)
A61K 51/00 (2006.01)
G06F 21/31 (2013.01)
A61B 6/10 (2006.01)
A61B 50/10 (2016.01)
A61N 5/10 (2006.01)
B62B 3/00 (2006.01)

(52) **U.S. Cl.**

CPC *A61B 6/507* (2013.01); *A61B 50/13* (2016.02); *A61B 90/39* (2016.02); *A61K 51/00* (2013.01); *A61M 5/14* (2013.01); *A61M 5/142* (2013.01); *A61M 5/1409* (2013.01); *A61M 5/1452* (2013.01); *A61M 5/158* (2013.01); *A61M 5/16854* (2013.01); *A61M 5/16881* (2013.01); *A61N 5/1001* (2013.01); *A61N 5/1007* (2013.01); *A61N 5/1075* (2013.01); *G06F 21/31* (2013.01); *G21F 3/00* (2013.01); *G21F 7/00* (2013.01); *G21G 1/001* (2013.01); *G21G 1/0005* (2013.01); *G21G 4/08* (2013.01); *A61B 2050/105* (2016.02); *A61B 2090/392* (2016.02); *A61M 2005/1403* (2013.01); *A61M 2205/18* (2013.01); *A61M 2205/276* (2013.01); *A61M 2205/50* (2013.01); *A61M 2205/505* (2013.01); *A61M 2205/52* (2013.01); *A61M 2209/084* (2013.01); *A61N 2005/1021* (2013.01); *A61N 2005/1022* (2013.01); *A61N 2005/1074* (2013.01); *A61N 2005/1094* (2013.01); *B62B 3/005* (2013.01); *G21G 2001/0031* (2013.01)

(58) **Field of Classification Search**

CPC *A61M 5/1014-5/1017*; *A61M 5/1027*; *A61M 5/1028*; *A61M 5/1071*; *A61M 5/14*; *A61M 5/142*; *A61M 2005/1021*; *G21G 4/08*; *G21G 1/0005*; *G06F 19/3468*;

(56)

References Cited

U.S. PATENT DOCUMENTS

3,543,752 A 12/1970 Hesse et al.
 3,565,376 A 2/1971 Viers
 3,576,998 A 5/1971 Deutsch et al.
 3,710,118 A 1/1973 Holgate et al.
 3,714,429 A 1/1973 McAfee et al.
 3,774,036 A 11/1973 Gerhart
 3,847,138 A 11/1974 Gollub
 3,861,380 A 1/1975 Chassagne et al.
 3,953,567 A 4/1976 Grant et al.
 3,991,960 A 11/1976 Tanaka
 3,997,784 A 12/1976 Picunco et al.
 4,096,859 A 6/1978 Agarwal et al.
 4,160,910 A 7/1979 Thornton et al.
 4,212,303 A 7/1980 Nolan
 4,241,728 A 12/1980 Mirell
 4,286,169 A 8/1981 Rossem
 4,336,036 A 6/1982 Leeke et al.
 4,406,877 A 9/1983 Neirinckx et al.
 4,466,888 A 8/1984 Verkaart
 4,562,829 A 1/1986 Bergner
 4,585,009 A 4/1986 Barker et al.
 4,585,941 A 4/1986 Bergner
 4,597,951 A 7/1986 Gennaro et al.
 4,623,102 A 11/1986 Hough et al.
 4,625,118 A 11/1986 Kriwetz et al.
 4,656,697 A 4/1987 Naslund
 4,674,403 A 6/1987 Bryant et al.
 4,679,142 A 7/1987 Lee
 4,755,679 A 7/1988 Wong
 4,759,345 A 7/1988 Mistry
 4,769,008 A 9/1988 Hessel
 4,853,546 A 8/1989 Abe et al.
 4,994,056 A 2/1991 Ikeda
 5,039,863 A 8/1991 Matsuno et al.
 5,092,834 A 3/1992 Bradshaw et al.
 5,166,526 A 11/1992 Dietzel
 5,254,328 A 10/1993 Herscheid
 5,258,906 A 11/1993 Kroll et al.
 5,274,239 A 12/1993 Lane et al.
 5,395,320 A 3/1995 Padda et al.
 5,468,355 A 11/1995 Shefer et al.
 5,475,232 A 12/1995 Powers et al.
 5,485,831 A 1/1996 Holdsworth et al.
 5,580,541 A 12/1996 Wells et al.
 5,590,648 A 1/1997 Mitchell et al.
 5,674,404 A 10/1997 Kenley et al.
 5,681,285 A 10/1997 Ford et al.
 5,702,115 A 12/1997 Pool et al.
 5,739,508 A 4/1998 Uber et al.
 5,765,842 A 6/1998 Phaneuf
 5,827,429 A 10/1998 Ruschke et al.
 5,840,026 A 11/1998 Uber, III et al.
 5,885,216 A 3/1999 Evans, III et al.
 6,058,718 A 5/2000 Forsberg et al.
 6,157,036 A 12/2000 Whiting et al.
 6,220,554 B1 4/2001 Daoud
 6,267,717 B1 7/2001 Stoll et al.
 6,269,810 B1 8/2001 Brooker et al.
 6,327,895 B1 12/2001 Jeppsson et al.
 6,347,711 B1 2/2002 Goebel et al.
 6,442,418 B1 8/2002 Evans, III et al.
 6,450,936 B1 9/2002 Smith, III et al.
 6,454,460 B1 9/2002 Ramanathan et al.
 6,558,125 B1 5/2003 Futterknecht
 6,626,862 B1 9/2003 Duchon et al.
 6,639,237 B2 10/2003 Pedersen et al.
 6,758,975 B2 7/2004 Peabody et al.
 6,767,319 B2 7/2004 Reilly et al.
 6,773,686 B1 8/2004 Herscheid et al.
 6,870,175 B2 3/2005 Dell
 6,901,283 B2 5/2005 Evans, III et al.
 6,908,598 B2 6/2005 Sylvester
 6,931,327 B2 8/2005 Goode et al.

(56)

References Cited

U.S. PATENT DOCUMENTS

7,163,031 B2 1/2007 Graves et al.
 7,169,135 B2 1/2007 Duchon et al.
 7,204,797 B2 4/2007 Reilly et al.
 7,256,888 B2 8/2007 Staehr et al.
 7,286,867 B2 10/2007 Schlyer et al.
 7,413,123 B2 8/2008 Ortenzi
 7,476,377 B2 1/2009 Moller et al.
 7,504,646 B2 3/2009 Balestracci et al.
 7,522,952 B2 4/2009 Krieg et al.
 7,586,102 B2 9/2009 Mourtada et al.
 7,605,384 B2 10/2009 Sonnenhol et al.
 7,608,831 B2 10/2009 Lamb et al.
 7,612,999 B2 11/2009 Clark et al.
 7,712,491 B2 5/2010 Tochon-Danguy et al.
 7,734,331 B2 6/2010 Dhawale et al.
 7,737,415 B2 6/2010 Casale et al.
 7,780,352 B2 8/2010 Fox et al.
 7,813,841 B2 10/2010 deKemp et al.
 7,825,372 B2 11/2010 Allberg
 7,862,534 B2 1/2011 Quirico et al.
 7,996,068 B2 8/2011 Telischak et al.
 8,058,632 B2 11/2011 Balestracci et al.
 8,071,959 B2 12/2011 deKemp
 8,198,599 B2 6/2012 Bouton et al.
 8,216,181 B2 7/2012 Balestracci
 8,216,184 B2 7/2012 Balestracci
 8,295,916 B2 10/2012 Shimchuk et al.
 8,317,674 B2 11/2012 Quirico et al.
 8,431,909 B2 4/2013 Horton et al.
 8,439,815 B2 5/2013 Lemer
 8,442,803 B2 5/2013 Chen et al.
 8,708,352 B2 4/2014 Quirico et al.
 2002/0128594 A1 9/2002 Das et al.
 2002/0129471 A1 9/2002 Wang
 2003/0139640 A1 7/2003 Whittacre et al.
 2003/0194894 A1 10/2003 Wariar et al.
 2004/0054319 A1 3/2004 Langley et al.
 2004/0104160 A1 6/2004 Scagliarini et al.
 2004/0260143 A1 12/2004 Reilly et al.
 2005/0085682 A1 4/2005 Sasaki et al.
 2005/0187515 A1 8/2005 Varrichio et al.
 2005/0277833 A1 12/2005 Williams
 2005/0278066 A1 12/2005 Graves et al.
 2006/0015056 A1 1/2006 Ellingboe et al.
 2006/0151048 A1 7/2006 Tochon-Danguy et al.
 2006/0164093 A1 7/2006 Ooe et al.
 2006/0173419 A1 8/2006 Malcolm
 2007/0080223 A1 4/2007 Japuntich
 2007/0140958 A1 6/2007 deKemp
 2007/0226175 A1 9/2007 Resnic et al.
 2007/0232980 A1 10/2007 Felt et al.
 2007/0260213 A1 11/2007 Williams et al.
 2007/0282263 A1 12/2007 Kalafut et al.
 2008/0015794 A1 1/2008 Eiler et al.
 2008/0071219 A1 3/2008 Rhinehart et al.
 2008/0093564 A1 4/2008 Tartaglia et al.
 2008/0166292 A1 7/2008 Levin et al.
 2008/0177126 A1 7/2008 Tate et al.
 2008/0191148 A1 8/2008 Gibson
 2008/0200747 A1 8/2008 Wagner et al.
 2008/0203318 A1 8/2008 Wagner et al.
 2008/0237502 A1 10/2008 Fago
 2008/0242915 A1 10/2008 Jackson et al.
 2008/0260580 A1 10/2008 Helle et al.
 2009/0112478 A1 4/2009 Mueller, Jr. et al.
 2009/0155167 A1 6/2009 Powell et al.
 2009/0224171 A1 9/2009 Verbokkem
 2009/0312630 A1 12/2009 Hidem et al.
 2010/0312039 A1 12/2010 Quirico et al.
 2011/0071392 A1 3/2011 Quirico et al.
 2011/0172524 A1 7/2011 Hidem et al.
 2011/0178359 A1 7/2011 Hirschman et al.
 2011/0209764 A1 9/2011 Uber et al.

2012/0310031 A1 12/2012 Quirico et al.
 2012/0312980 A1 12/2012 Whitehouse
 2013/0300109 A1 11/2013 Balestracci et al.
 2014/0084187 A1 3/2014 Quirico et al.
 2014/0175959 A1 6/2014 Quirico et al.
 2014/0343418 A1 11/2014 Quirico et al.
 2014/0374614 A1 12/2014 Hidem et al.
 2014/0374615 A1 12/2014 Hidem et al.
 2015/0260855 A1 9/2015 McQuaid et al.

FOREIGN PATENT DOCUMENTS

EP 102121 A1 3/1984
 EP 310148 A2 4/1989
 EP 317114 A1 5/1989
 EP 160303 A2 2/1991
 EP 319148 A2 2/1994
 EP 1421960 A1 5/2004
 EP 919249 A1 1/2005
 EP 1772157 A1 4/2007
 EP 1820730 A1 8/2007
 EP 2011126 A2 1/2009
 EP 2492920 A2 8/2012
 FR 2867084 A1 9/2005
 JP 2000350783 A 12/2000
 JP 2003520780 A 7/2003
 JP 2006325826 A 12/2006
 KR 960003726 B1 3/1996
 RU 2131273 C1 6/1999
 RU 2288755 C1 12/2006
 SU 244513 A1 12/1969
 WO 9615337 A1 5/1996
 WO 9956117 A1 11/1999
 WO 02096335 A2 12/2002
 WO 03034444 A1 4/2003
 WO 2004004787 A2 1/2004
 WO 2004059661 A1 7/2004
 WO 2004080523 A2 9/2004
 WO 2005002971 A1 1/2005
 WO 2006007750 A1 1/2006
 WO 2006026603 A2 3/2006
 WO 2006074473 A2 7/2006
 WO 2006129301 A2 12/2006
 WO 2006135374 A2 12/2006
 WO 2007016170 A1 2/2007
 WO 2007016173 A1 2/2007
 WO 2007030249 A2 3/2007
 WO 2007041017 A1 4/2007
 WO 2007071022 A1 6/2007
 WO 2007082093 A2 7/2007
 WO 2007104133 A1 9/2007
 WO 2007149108 A2 12/2007
 WO 2008028165 A2 3/2008
 WO 2008037939 A2 4/2008
 WO 2008066586 A2 6/2008
 WO 2008082966 A2 7/2008
 WO 2008140351 A1 11/2008
 WO 2009152320 A2 12/2009
 WO 2010020596 A1 2/2010
 WO 2011126522 A2 10/2011

OTHER PUBLICATIONS

Brochure, "IV and Liquid Filters: Speedflow Adult 0.2 um Positive", <http://www.gvs.it/flex/FixedPages/UK/LiquidFilters.php/L/UK/ID/Speedflow%20Adjust%...> Retrieved from URL on Nov. 11, 2008.
 Bracco Brochure, "Rubidium 82 Infusion System, Easy to Operate . . . Automated . . . Complete", © Bracco Diagnostics, Inc., 0605-002NA, Jun. 2001, (2 pages).
 "CardioGen-82 Infusion System User's Guide," Medical Product Service GmbH, Jul. 3, 2007, 53 pages.
 Imaging Technology News, web exclusive: "FDG-PET Injector Thrusts New Life into Molecular Imaging", Apr. 2008, 2 pages.

(56)

References Cited

OTHER PUBLICATIONS

Feb. 9, 2004, pp. 921-927, XP002557544 DOI:10, 1016/j. apradiso. 2004.02.002.

R. Klein, "Precision controlled elution of a Sr82/Rb82 generator for cardiac perfusion imaging with positron emission tomography" Physics in Medicine and Biology, vol. 52, Jan. 11, 2007, pp. 659-673, XP002557545 DOI:10, 1088/0031-9155/52/3/009.

International Search Report and Written Opinion for International Patent Application No. PCT/US2009/047030, dated Feb. 25, 2010, 22 pages.

International Search Report and Written Opinion for International Patent Application No. PCT/US2009/047030, dated Feb. 17, 2010, 17 pages.

International Search Report and Written Opinion for International Patent Application No. PCT/US2009/047031, dated Mar. 1, 2010, 20 pages.

International Search Report and Written Opinion for International Patent Application No. PCT/US2009/047034, dated Feb. 25, 2010, 15 pages.

International Search Report and Written Opinion for International Patent Application No. PCT/US2009/063788, dated Apr. 1, 2010, 13 pages.

LEMER PAX, POSIJET® Integrated FDG dispensing and infusion system, www.lemerpax.com (copyright date May 2008).

R. Klein, "Precise 82RB infusion system for cardiac perfusion measurement using 3D positron emission tomography", Ottawa-Carleton Institute for Electrical and Computer Engineering School of Information Technology and Engineering (Electrical & Computer Engineering), Feb. 2005, 147 pages.

R. Klein, "Precision control of eluted Activity from a Sr/Rb generator for cardiac positron emission tomography", Proceedings of the 26th Annual International Conference of the IEEE EMBS San Francisco, CA, USA, Sep. 1-5, 2004, 4 pages.

Machine translation of abstract of RU2307378 published Sep. 27, 2007.

Kost, "Preventing Medical Errors in Point-of-Care Testing," Archives of Pathology & Laboratory Medicine, vol. 125, No. 10, Oct. 2001, pp. 1307-1315.

Leveson, "Medical Devices: The Therac-25*," Appendix of Safeware: System Safety and Computers, 1995, 49 pages.

"Medfusion 3000 Series Technical Service Manual," Smiths Medical, 2010, 184 pages.

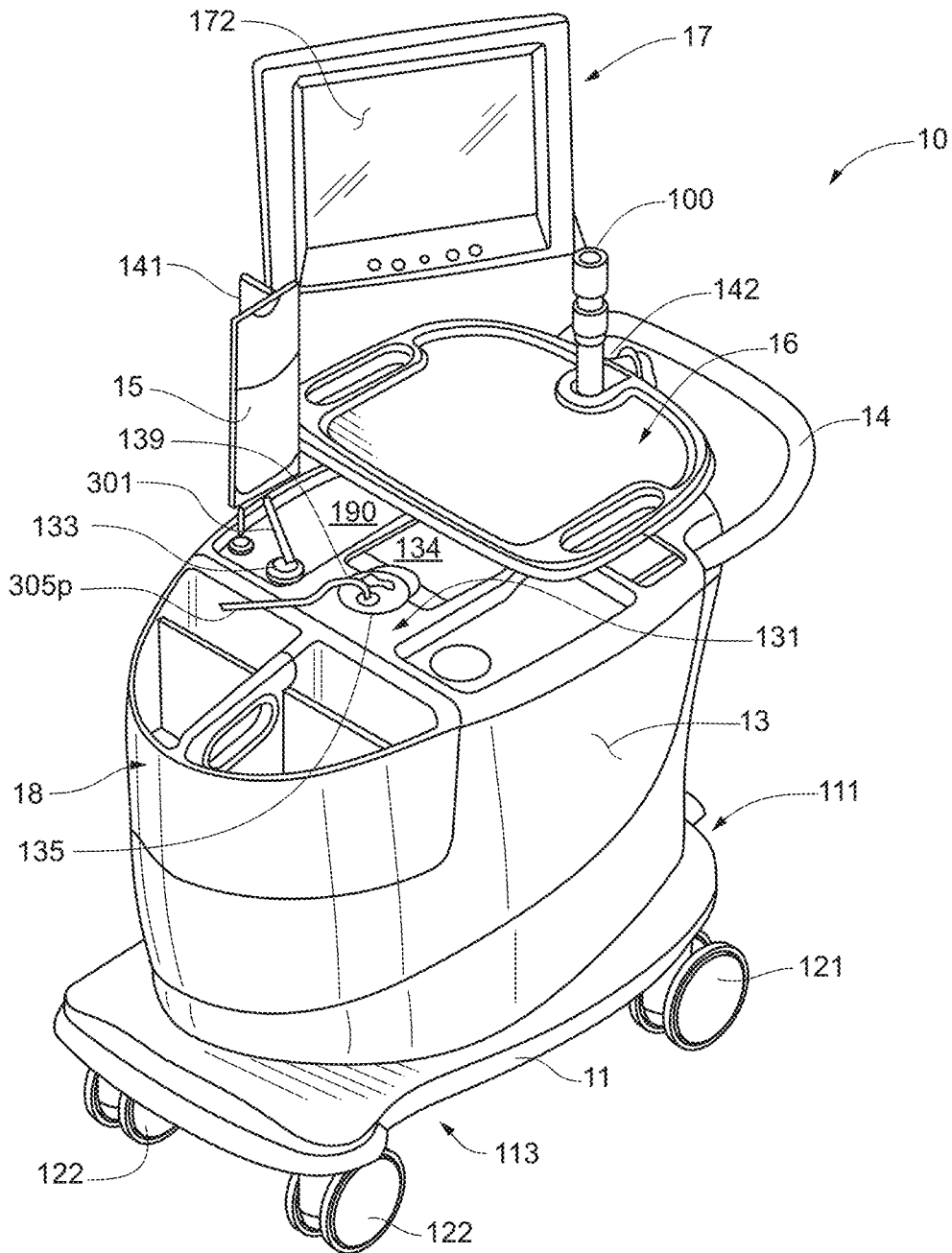
"BodyGuard 323 Infusion Pump System Operator Manual," Caesarea Medical Electronics Ltd, Mar. 2009, 81 pages.

"Alaris GH Syringe Pump Directions for Use," Cardinal Health, Oct. 2005, 34 pages.

"Auto Syringe AS40A: Model AS40A Infusion Pump Operation Manual," Baxter, Aug. 1993, 84 pages.

"CardioGen-82 Rubidium Rb 82 Generator for Elution of Rubidium Chloride Rb 82 Injection," Bracco Diagnostics, May 2000, 13 pages.

Fig. 1A



Explore Litigation Insights

Docket Alarm provides insights to develop a more informed litigation strategy and the peace of mind of knowing you're on top of things.

Real-Time Litigation Alerts



Keep your litigation team up-to-date with **real-time alerts** and advanced team management tools built for the enterprise, all while greatly reducing PACER spend.

Our comprehensive service means we can handle Federal, State, and Administrative courts across the country.

Advanced Docket Research



With over 230 million records, Docket Alarm's cloud-native docket research platform finds what other services can't. Coverage includes Federal, State, plus PTAB, TTAB, ITC and NLRB decisions, all in one place.

Identify arguments that have been successful in the past with full text, pinpoint searching. Link to case law cited within any court document via Fastcase.

Analytics At Your Fingertips



Learn what happened the last time a particular judge, opposing counsel or company faced cases similar to yours.

Advanced out-of-the-box PTAB and TTAB analytics are always at your fingertips.

API

Docket Alarm offers a powerful API (application programming interface) to developers that want to integrate case filings into their apps.

LAW FIRMS

Build custom dashboards for your attorneys and clients with live data direct from the court.

Automate many repetitive legal tasks like conflict checks, document management, and marketing.

FINANCIAL INSTITUTIONS

Litigation and bankruptcy checks for companies and debtors.

E-DISCOVERY AND LEGAL VENDORS

Sync your system to PACER to automate legal marketing.