

Important Safety Information | Full Prescribing Information | Med Info | Pregnancy Registry

GILENYA
(fingolimod) orally as capsules
Experience the Power
For US Health Care Professionals Only


Indication & Important Safety Information
GILENYA is a sphingosine 1-phosphate receptor modulator indicated for the treatment of relapsing forms of multiple sclerosis (MS), to include clinically isolated syndrome. [More](#)

HOME | CLINICAL OVERVIEW | EXPERIENCE | GETTING STARTED | SUPPORT | Search

FOR YOUR OFFICE

The GILENYA Patient Services Liaison

A dedicated GILENYA Patient Services Liaison supports you, your staff, and your patients.
The Liaison—a key component of the GILENYA Support Team—is the primary contact for you and your patients. The main goal of the program is to get your patients started on GILENYA. [More](#)




GILENYA@Home

The baseline assessments and/or FDD for GILENYA can now be conducted in the comfort of patients' own homes, by the GILENYA@Home medical team.*

- * Just submit an SRF and we take care of the rest
- * The service is covered at no additional cost to eligible patients with commercial insurance you state, and your patients.

The Liaison—a key component of the GILENYA Support Team—is the primary contact for you and your patients. The main goal of the program is to get your patients started on GILENYA. [More](#)



GILENYA@Home

The baseline assessments and/or FDD for GILENYA can now be conducted in the comfort of patients' own homes, by the GILENYA@Home medical team.*

- * Just submit an SRF and we take care of the rest
- * The service is covered at no additional cost to eligible patients with commercial insurance

GILENYA ELU Access Program: CardioNet

CardioNet is available to assist with ECG interpretation and communications during each first-dose observation with GILENYA. If your office requires support, CardioNet can provide an ECG monitor and train your staff. CardioNet technicians prepare the ECG report and send it to a Harvard cardiologist to be overread. Each report is made available through CardioNet's Web portal.

*Eye exams are available @Home in select markets. Patients using Medicare, Medicaid, TRICARE or patients who reside in Massachusetts or Rhode Island are not eligible for services sponsored by Novartis. Other limitations apply.

[Back to Top](#)

INDICATION AND IMPORTANT SAFETY INFORMATION

Indication

GILENYA is a sphingosine 1-phosphate receptor modulator indicated for the treatment of relapsing forms of multiple sclerosis (MS), to include clinically isolated syndrome, relapsing-remitting disease, and active secondary progressive disease, in patients

- Patients who in the last 6 months experienced myocardial infarction, unstable angina, stroke, TIA, decompensated heart failure (HF) requiring hospitalization or Class III/IV HF
- History or presence of Mobitz Type II second-degree or third-degree atrioventricular (AV) block or sick sinus syndrome, unless patient has a functioning pacemaker
- Baseline QTc interval ≥ 500 msec
- Cardiac arrhythmias requiring treatment with Class Ia or Class III anti-arrhythmic drugs
- Patients who have had a hypersensitivity reaction to fingolimod or any of the excipients in GILENYA. Observed reactions include rash, urticaria, and angioedema upon treatment initiation


Bradycardia and Atrioventricular (AV) Block: Monitor patients during GILENYA initiation because of a risk of bradycardia and AV block. Prior to dosing and at the end of the observation period, obtain an electrocardiogram (ECG) in all patients (10 years of age and older). Monitor all patients for 6 hours after the first dose for signs and symptoms of bradycardia with hourly pulse and blood pressure (BP) measurement.

Continue monitoring until the abnormality resolves if any of the following is present after 6 hours: (1) The heart rate (HR) 6 hours

- Patients who in the last 6 months experienced myocardial infarction, unstable angina, stroke, TIA, decompensated heart failure (HF) requiring hospitalization or Class III/IV HF
- History or presence of Mobitz Type II second-degree or third-degree atrioventricular (AV) block or sick sinus syndrome, unless patient has a functioning pacemaker
- Baseline QTc interval ≥ 500 msec
- Cardiac arrhythmias requiring treatment with Class Ia or Class III anti-arrhythmic drugs
- Patients who have had a hypersensitivity reaction to fingolimod or any of the excipients in GILENYA. Observed reactions include rash, urticaria, and angioedema upon treatment initiation

Bradycardia and Atrioventricular (AV) Block: Monitor patients during GILENYA initiation because of a risk of bradycardia and AV block. Prior to dosing and at the end of the observation period, obtain an electrocardiogram (ECG) in all patients (10 years of age and older). Monitor all patients for 6 hours after the first dose for signs and symptoms of bradycardia with hourly pulse and blood pressure (BP) measurement.

https://www.gilenyahcp.com/for-your-office?site=SO082110[10/17/2019 7:22:40 PM]



Continue monitoring until the abnormality resolves if any of the following is present after 6 hours: (1) The heart rate (HR) 6 hours

Begin continuous ECG monitoring in patients with symptomatic bradycardia until resolution. If pharmacological intervention is required, continue ECG monitoring overnight in a medical facility, and repeat 6-hour monitoring after the second dose. Some patients may experience a second decrease in HR within 24 hours after the first dose.

Patients with pre-existing ischemic heart disease, history of MI or cardiac arrest, CHF, cerebrovascular disease, uncontrolled hypertension, history of symptomatic bradycardia or recurrent syncope, severe untreated sleep apnea, AV block, sinoatrial heart block, or on concomitant drugs that slow HR or AV conduction should be evaluated by a physician and, if treated with GILENYA, monitored overnight with continuous ECG in a medical facility after first dose due to higher risk of symptomatic bradycardia or heart block. Patients with or at risk for QT prolongation or on concomitant QT-prolonging drugs with a known risk of torsades de pointes should also be monitored overnight with continuous ECG.

Repeat first-dose monitoring if GILENYA is interrupted ≥ 1 day within first 2 weeks or >7 days during weeks 3 and 4, or >14 days after the first month of treatment because effects on HR and AV conduction may occur upon reinitiation. First-dose monitoring is also recommended when the dose is increased in pediatric patients switching from 0.25 mg to 0.5 mg.

Infections: GILENYA may increase risk of infections. Life threatening and fatal infections have occurred in association with GILENYA. A recent CBC should be available before initiating GILENYA. Consider suspending GILENYA if a patient develops a serious infection. Monitor for signs and symptoms of infection during treatment and up to 2 months after discontinuation. Do not start GILENYA in patients with active acute or chronic infections until infection is resolved. Two patients receiving a higher than recommended dose of GILENYA (1.25 mg) in conjunction with high-dose corticosteroid therapy died of herpetic infections. In the postmarketing setting with GILENYA, serious infections, some fatal, have been reported with opportunistic pathogens, including viruses (eg, John Cunningham virus [JCV], herpes simplex viruses 1 and 2, varicella zoster virus [VZV]), fungi (eg, cryptococci), bacteria (eg, atypical mycobacteria), and Kaposi's sarcoma. Patients with signs and symptoms consistent with any of these infections should undergo prompt diagnostic evaluation and treatment. Concomitant use with antineoplastic, immunosuppressive, or immune-modulating therapies are expected to increase the risk of additive immunosuppression. When switching to GILENYA from these types of therapies, consider their duration of effect and mode of action to avoid this risk.

Before initiating GILENYA, patients should be tested for antibodies to VZV. VZV vaccination of antibody-negative patients is recommended prior to starting treatment. GILENYA initiation should be postponed for 1 month after vaccination. It is recommended that pediatric patients, if possible, complete all immunizations in accordance with current immunization guidelines prior to initiating GILENYA.

Progressive Multifocal Leukoencephalopathy (PML): Cases of PML occurred in patients with MS who received GILENYA in the postmarketing setting. PML is an opportunistic viral infection of the brain caused by the JC virus (JCV) that typically only occurs in patients who are immunocompromised, and usually leads to severe disability or death. PML has occurred in patients who had not been treated previously with natalizumab, which has a known association with PML, and who were not taking concomitant immunosuppressive or immunomodulatory medications.

Typical symptoms associated with PML are diverse, progress over days to weeks, and include progressive weakness on one side of the body, clumsiness of limbs, visual disturbances, and changes in thinking, memory, and orientation, leading to confusion and personality changes.

MRI findings may be apparent before clinical signs or symptoms. PML, diagnosed based on MRI findings and detection of JCV DNA in the cerebrospinal fluid in the absence of clinical signs or symptoms specific to PML, has been reported in patients treated with MS medications associated with PML, including GILENYA. Therefore, monitoring with MRI for signs that may be consistent with PML may be useful. Any suspicious findings should lead to further investigation to allow for an early diagnosis of PML. Lower PML-related morbidity and mortality have been reported following discontinuation of another MS medication associated with PML in patients with PML who were initially asymptomatic compared to patients with PML who had characteristic clinical signs and symptoms at diagnosis. It is not known whether these differences are due to early detection and discontinuation of MS treatment or differences in disease in these patients.

At the first sign or symptom suggestive of PML, withhold GILENYA and perform an appropriate diagnostic evaluation.

Macular Edema: Fingolimod increases the risk of macular edema, with or without visual symptoms. Perform an exam of the fundus, including the macula, before starting GILENYA, and 3 to 4 months after initiation. Monitor visual acuity at baseline, during routine patient evaluations, and if a patient reports visual disturbances while on GILENYA. Patients with diabetes mellitus or history of uveitis are at increased risk and should have regular ophthalmologic evaluations.

Liver Injury: Clinically significant liver injury has occurred in patients treated with GILENYA in the postmarketing setting. Signs and symptoms of liver injury, including markedly elevated serum hepatic enzymes and elevated total bilirubin, have occurred as early as 10 days after the first dose and also have been reported after prolonged use. Cases of acute liver failure requiring liver transplant have been reported.

Elevation of liver enzymes (ALT, AST, and GGT) 3- and 5-fold the upper limit of normal and greater has occurred with GILENYA. The majority occurred within 6 to 9 months and returned to normal within 2 months after discontinuing GILENYA. Recurrence of liver transaminase elevations occurred with rechallenge in some patients.

Prior to starting treatment with GILENYA (within 6 months), obtain serum transaminases (ALT and AST) and total bilirubin levels, and periodically until 2 months after GILENYA discontinuation. Patients should be monitored for signs and symptoms of any hepatic injury. Treatment with GILENYA should be interrupted if the patient is found to have an ALT greater than 3 times the reference range with serum total bilirubin greater than 2 times the reference range. Patients with severe hepatic impairment should be closely monitored, as their risk of adverse reactions is greater.

Posterior Reversible Encephalopathy Syndrome (PRES): Rare cases of PRES have been reported with GILENYA. Symptoms reported include sudden onset of severe headache, altered mental status, visual disturbances, and seizure. Symptoms of PRES are usually reversible but may evolve into ischemic stroke or cerebral hemorrhage. Delay in diagnosis and treatment may lead to permanent neurological sequelae. If PRES is suspected, GILENYA should be discontinued.

Respiratory Effects: Dose-dependent reductions in forced expiratory volume over 1 second (FEV1) and diffusion lung capacity for carbon monoxide (DLCO) were observed in GILENYA patients as early as 1 month after initiation. Changes in FEV1 appear to be reversible after discontinuing GILENYA; however, there is insufficient information to determine reversibility of DLCO. Obtain spirometry and DLCO when clinically indicated.

Fetal Risk: GILENYA may cause fetal harm. Women of childbearing potential should use effective contraception during and for 2 months after stopping GILENYA. A registry for women who become pregnant during GILENYA treatment is available. Contact the GILENYA Pregnancy Registry by calling 1-877-598-7237, sending an e-mail to gpr@quintiles.com, or visiting gilenyapregnancyregistry.com.

Severe Increase in Disability After Stopping GILENYA: Severe increase in disability accompanied by multiple new lesions on MRI has been reported following discontinuation of GILENYA in the postmarketing setting. Most of these reported cases did not return to the functional status they had before stopping GILENYA. The increase in disability generally occurred within 12 weeks after stopping GILENYA, but was reported up to 24 weeks after GILENYA discontinuation.

The possibility of severe increase in disability should be considered in patients who discontinue GILENYA, including those who are pregnant or planning for pregnancy.

Monitor patients for development of severe increase in disability following discontinuation of GILENYA and begin appropriate treatment as needed.

Increased Blood Pressure (BP): Monitor BP during treatment with GILENYA. An average increase of 3 mm Hg in systolic and 2 mm Hg in diastolic BP was observed in clinical trials versus placebo.

Malignancies: The risk of basal cell carcinoma (BCC) and melanoma is increased in patients treated with GILENYA. Melanoma and Merkel cell carcinoma have been reported with GILENYA in the postmarketing setting. Monitor and evaluate suspicious skin lesions.

Cases of lymphoma, including both T-cell and B-cell types and CNS lymphoma, have occurred in patients receiving GILENYA. The reporting rate of non-Hodgkin lymphoma with GILENYA is greater than that expected in the general population. Cutaneous T-cell lymphoma (including mycosis fungoides) has also been reported in the postmarketing setting.

Immune System Effects Following Discontinuation: Fingolimod remains in the blood and has pharmacodynamic effects, including decreased lymphocyte counts for up to 2 months following the last dose. Lymphocyte counts generally return to normal range within 1 to 2 months of stopping therapy. Initiating other drugs during this period warrants the same considerations needed for concomitant administration.

Hypersensitivity Reactions: Hypersensitivity reactions including rash, urticaria, and angioedema have been reported with GILENYA.

Drug Interactions: Closely monitor patients receiving systemic ketoconazole. The use of live attenuated vaccines should be avoided during, and for 2 months after stopping GILENYA.

Common Adverse Reactions: The most common adverse reactions with GILENYA 0.5 mg (incidence $\geq 10\%$ and $>$ placebo) were headache, liver transaminase elevations, diarrhea, nausea, cough, influenza, sinusitis, abdominal pain, back pain, and pain in extremity.

Seizure: Cases of seizures, including status epilepticus, have been reported with the use of GILENYA in clinical trials and in the postmarketing setting in adults. In adult clinical trials, the rate of seizures was 0.9% in GILENYA-treated patients and 0.3% in placebo-treated patients.

Pediatric Patients 10 Years of Age and Older: In the pediatric study, the safety profile in pediatric patients receiving GILENYA 0.25 mg or 0.5 mg daily was similar to that seen in adult patients. Cases of seizures were reported in 5.6% of GILENYA-treated patients and 0.9% of interferon beta-1a-treated patients.

[Please click here for full Prescribing Information for GILENYA.](#)

References: 1. Gilenya [prescribing information]. East Hanover, NJ: Novartis Pharmaceuticals Corp; August 2019. 2. Kappos L, Radue E-W, O'Connor P, et al; for FREEDOMS Study Group. A placebo-controlled trial of oral fingolimod in relapsing multiple sclerosis. *N Engl J Med*. 2010;362(5):387-401. 3. Cohen JA, Barkhof F, Comi G, et al; for TRANSFORMS Study Group. Oral fingolimod or intramuscular interferon for relapsing multiple sclerosis. *N Engl J Med*. 2010;362(5):402-415. 4. Data on file. Summary of Clinical Efficacy in Multiple Sclerosis. Novartis Pharmaceuticals Corp; East Hanover, NJ, November 2009. 5. Kurtzke JF. Rating neurologic impairment in multiple sclerosis: an expanded disability scale (EDSS). *Neurology*. 1983;33(11):1444-1452. 6. Data on file. CSR 2302. Novartis Pharmaceuticals Corp; East Hanover, NJ, July 2009. 7. Data on file. CSR 2301. Novartis Pharmaceuticals Corp; East Hanover, NJ, July 2009. 8. Ge Y. Multiple sclerosis: the role of MR imaging. *AJNR Am J Neuroradiol*. 2006;27(6):1165-1176. 9. Hauser SL, Goodin DS. Multiple sclerosis and other demyelinating diseases. In: Fauci AS, Braunwald E, Kasper DL, et al, eds. *Harrison's Principles of Internal Medicine*. 17th ed. New York, NY: The McGraw-Hill Companies, Inc; 2008:2611-2621. 10. Data on file. Briefing document. Novartis Pharmaceuticals Corp; East Hanover, NJ, May 2010. 11. Data on file. GILENYA exposure. May 2019 cutoff. Novartis Pharmaceuticals Corp; June 2019. 12. Data on file. Hub SRF and Sales Table. Novartis Pharmaceuticals Corp; Q4 2017. 13. Data on file. CSR 2309. Novartis Pharmaceuticals Corp; East Hanover, NJ, July 2009. 14. Chun J, Hartung H-P. Mechanism of action of oral fingolimod (FTY720) in multiple sclerosis. *Clin Neuropharmacol*. 2010;33(2):91-101. 15. Takabe K, Paugh SW, Milstien S, Spiegel S. "Inside out" signaling of sphingosine-1-phosphate: therapeutic targets. *Pharmacol Rev*. 2008;60(2):181-195. 16. Data on file. GILENYA exposure: August 2018 cutoff. Novartis Pharmaceuticals Corp; September 2018. 17. DiMarco JP, O'Connor P, Cohen JA, et al. First-dose effects of fingolimod: pooled safety data from three phase 3 studies. *Mult Relat Disord*. 2014;3(5):629-638. 18. Degaute JP, van de Borne P, Linkowski P, et al. Quantitative analysis of the 24-hour blood pressure and heart rate patterns in young men. *Hypertension*. 1991;18(2):199-210. 19. Zdanowicz MM, Lynch LM. Teaching the pharmacology of antiarrhythmic drugs. *Am J Pharm Educ*. 2011;75(7):139. 20. Ganusov VV, De Boer RJ. Do most lymphocytes in humans reside in the gut? *Trends Immunol*. 2007;28(12):514-518. 21. Zhang ZQ, Notemans DQ, Sedgewick G, et al. Kinetics of CD4+ T cell repopulation of lymphoid tissues after treatment of HIV-1 infection. *Proc Natl Acad Sci U S A*. 1998;95(3):1154-1159. 22. Haynes BF, Soderberg KA, Fauci AS. Introduction to the immune system. In: Fauci AS, ed. *Harrison's Rheumatology*. 2nd edition. New York, NY: The McGraw-Hill Companies; 2010:2-43. 23. Aubagio [prescribing information]. Cambridge, MA: Genzyme Corp; November 2016.

8/19 T-GYA-1375104

GILENYA is a registered trademark of Novartis AG
AVONEX is a registered trademark of Biogen.

Use of Web site is governed by the [Terms of Use](#) and [NPC Privacy Policy](#).
Copyright ©2019 [Novartis Pharmaceuticals Corporation](#). All rights reserved.

