

Under the Paperwork Reduction Act of 1995, no persons are required to respond to a collection of information unless it contains a valid OMB control number.

Application Data Sheet 37 CFR 1.76		Attorney Docket Number	ALA-002B
		Application Number	
Title of Invention	Intelligent Network Interface System and Method for Protocol Processing		
<p>The application data sheet is part of the provisional or nonprovisional application for which it is being submitted. The following form contains the bibliographic data arranged in a format specified by the United States Patent and Trademark Office as outlined in 37 CFR 1.76.</p> <p>This document may be completed electronically and submitted to the Office in electronic format using the Electronic Filing System (EFS) or the document may be printed and included in a paper filed application.</p>			

Secrecy Order 37 CFR 5.2

<input type="checkbox"/>	Portions or all of the application associated with this Application Data Sheet may fall under a Secrecy Order pursuant to 37 CFR 5.2 (Paper filers only. Applications that fall under Secrecy Order may not be filed electronically.)
--------------------------	---

Inventor Information:

Inventor 1					<input type="button" value="Remove"/>
Legal Name					
Prefix	Given Name	Middle Name	Family Name	Suffix	
	Laurence	B.	Boucher		
Residence Information (Select One) <input checked="" type="radio"/> US Residency <input type="radio"/> Non US Residency <input type="radio"/> Active US Military Service					
City	Saratoga	State/Province	CA	Country of Residence i	US
Mailing Address of Inventor:					
Address 1	20605 Montalvo Heights Drive				
Address 2					
City	Saratoga	State/Province	CA		
Postal Code	95070	Country i	US		
Inventor 2					<input type="button" value="Remove"/>
Legal Name					
Prefix	Given Name	Middle Name	Family Name	Suffix	
	Stephen	E.J.	Blightman		
Residence Information (Select One) <input checked="" type="radio"/> US Residency <input type="radio"/> Non US Residency <input type="radio"/> Active US Military Service					
City	San Jose	State/Province	CA	Country of Residence i	US
Mailing Address of Inventor:					
Address 1	3733 Arlen Court				
Address 2					
City	San Jose	State/Province	CA		
Postal Code	95132	Country i	US		
Inventor 3					<input type="button" value="Remove"/>
Legal Name					
Prefix	Given Name	Middle Name	Family Name	Suffix	
	Peter	K.	Craft		
Residence Information (Select One) <input checked="" type="radio"/> US Residency <input type="radio"/> Non US Residency <input type="radio"/> Active US Military Service					

Under the Paperwork Reduction Act of 1995, no persons are required to respond to a collection of information unless it contains a valid OMB control number.

Application Data Sheet 37 CFR 1.76		Attorney Docket Number	ALA-002B		
		Application Number			
Title of Invention	Intelligent Network Interface System and Method for Protocol Processing				
City	San Francisco	State/Province	CA	Country of Residence i	US
Mailing Address of Inventor:					
Address 1	156 Henry Street				
Address 2					
City	San Francisco	State/Province	CA		
Postal Code	94114	Country i	US		
Inventor 4					<input type="button" value="Remove"/>
Legal Name					
Prefix	Given Name	Middle Name	Family Name	Suffix	
	David	A.	Higgen		
Residence Information (Select One) <input checked="" type="radio"/> US Residency <input type="radio"/> Non US Residency <input type="radio"/> Active US Military Service					
City	Apopka	State/Province	FL	Country of Residence i	US
Mailing Address of Inventor:					
Address 1	2012 Palm Vista Drive				
Address 2					
City	Apopka	State/Province	FL		
Postal Code	32712	Country i	US		
Inventor 5					<input type="button" value="Remove"/>
Legal Name					
Prefix	Given Name	Middle Name	Family Name	Suffix	
	Clive	M.	Philbrick		
Residence Information (Select One) <input checked="" type="radio"/> US Residency <input type="radio"/> Non US Residency <input type="radio"/> Active US Military Service					
City	San Jose	State/Province	CA	Country of Residence i	US
Mailing Address of Inventor:					
Address 1	1170 Roycott Way				
Address 2					
City	San Jose	State/Province	CA		
Postal Code	95125	Country i	US		
Inventor 6					<input type="button" value="Remove"/>
Legal Name					
Prefix	Given Name	Middle Name	Family Name	Suffix	
	Daryl	D.	Starr		
Residence Information (Select One) <input checked="" type="radio"/> US Residency <input type="radio"/> Non US Residency <input type="radio"/> Active US Military Service					
City	Milpitas	State/Province	CA	Country of Residence i	US

Under the Paperwork Reduction Act of 1995, no persons are required to respond to a collection of information unless it contains a valid OMB control number.

Application Data Sheet 37 CFR 1.76	Attorney Docket Number	ALA-002B
	Application Number	
Title of Invention	Intelligent Network Interface System and Method for Protocol Processing	

Mailing Address of Inventor:

Address 1	446 Folsom Court		
Address 2			
City	Milpitas	State/Province	CA
Postal Code	95035	Country i	US

All Inventors Must Be Listed - Additional Inventor Information blocks may be generated within this form by selecting the **Add** button.

Correspondence Information:

Enter either Customer Number or complete the Correspondence Information section below. For further information see 37 CFR 1.33(a).

An Address is being provided for the correspondence information of this application.

Customer Number	24501		
Email Address	Mark@SiliconEdgeLaw.com	<input type="button" value="Add Email"/>	<input type="button" value="Remove Email"/>

Application Information:

Title of the Invention	Intelligent Network Interface System and Method for Protocol Processing		
Attorney Docket Number	ALA-002B	Small Entity Status Claimed	<input type="checkbox"/>
Application Type	Nonprovisional		
Subject Matter	Utility		
Total Number of Drawing Sheets (if any)	14	Suggested Figure for Publication (if any)	

Publication Information:

Request Early Publication (Fee required at time of Request 37 CFR 1.219)

Request Not to Publish. I hereby request that the attached application not be published under 35 U.S.C. 122(b) and certify that the invention disclosed in the attached application **has not and will not** be the subject of an application filed in another country, or under a multilateral international agreement, that requires publication at eighteen months after filing.

Representative Information:

Representative information should be provided for all practitioners having a power of attorney in the application. Providing this information in the Application Data Sheet does not constitute a power of attorney in the application (see 37 CFR 1.32). Either enter Customer Number or complete the Representative Name section below. If both sections are completed the customer number will be used for the Representative Information during processing.

Please Select One:	<input checked="" type="radio"/> Customer Number	<input type="radio"/> US Patent Practitioner	<input type="radio"/> Limited Recognition (37 CFR 11.9)
Customer Number	24501		

Under the Paperwork Reduction Act of 1995, no persons are required to respond to a collection of information unless it contains a valid OMB control number.

Application Data Sheet 37 CFR 1.76	Attorney Docket Number	ALA-002B
	Application Number	
Title of Invention	Intelligent Network Interface System and Method for Protocol Processing	

Domestic Benefit/National Stage Information:

This section allows for the applicant to either claim benefit under 35 U.S.C. 119(e), 120, 121, or 365(c) or indicate National Stage entry from a PCT application. Providing this information in the application data sheet constitutes the specific reference required by 35 U.S.C. 119(e) or 120, and 37 CFR 1.78.

Prior Application Status	Pending	<input type="button" value="Remove"/>			
Application Number	Continuity Type	Prior Application Number	Filing Date (YYYY-MM-DD)		
	Continuation of	09692561	2000-10-18		
Prior Application Status	Patented	<input type="button" value="Remove"/>			
Application Number	Continuity Type	Prior Application Number	Filing Date (YYYY-MM-DD)	Patent Number	Issue Date (YYYY-MM-DD)
09692561	Continuation of	09067544	1998-04-28	6226680	2001-05-01
Prior Application Status	Abandoned	<input type="button" value="Remove"/>			
Application Number	Continuity Type	Prior Application Number	Filing Date (YYYY-MM-DD)		
09067544	non provisional of	60061809	1997-10-14		
Additional Domestic Benefit/National Stage Data may be generated within this form by selecting the Add button.					<input type="button" value="Add"/>

Foreign Priority Information:

This section allows for the applicant to claim priority to a foreign application. Providing this information in the application data sheet constitutes the claim for priority as required by 35 U.S.C. 119(b) and 37 CFR 1.55(d). When priority is claimed to a foreign application that is eligible for retrieval under the priority document exchange program (PDX) ⁱthe information will be used by the Office to automatically attempt retrieval pursuant to 37 CFR 1.55(h)(1) and (2). Under the PDX program, applicant bears the ultimate responsibility for ensuring that a copy of the foreign application is received by the Office from the participating foreign intellectual property office, or a certified copy of the foreign priority application is filed, within the time period specified in 37 CFR 1.55(g)(1).

<input type="button" value="Remove"/>			
Application Number	Country ⁱ	Filing Date (YYYY-MM-DD)	Access Code ^j (if applicable)
Additional Foreign Priority Data may be generated within this form by selecting the Add button.			<input type="button" value="Add"/>

Under the Paperwork Reduction Act of 1995, no persons are required to respond to a collection of information unless it contains a valid OMB control number.

Application Data Sheet 37 CFR 1.76	Attorney Docket Number	ALA-002B
	Application Number	
Title of Invention	Intelligent Network Interface System and Method for Protocol Processing	

Statement under 37 CFR 1.55 or 1.78 for AIA (First Inventor to File) Transition Applications

This application (1) claims priority to or the benefit of an application filed before March 16, 2013 and (2) also contains, or contained at any time, a claim to a claimed invention that has an effective filing date on or after March 16, 2013.



NOTE: By providing this statement under 37 CFR 1.55 or 1.78, this application, with a filing date on or after March 16, 2013, will be examined under the first inventor to file provisions of the AIA.

Authorization to Permit Access:

Authorization to Permit Access to the Instant Application by the Participating Offices

If checked, the undersigned hereby grants the USPTO authority to provide the European Patent Office (EPO), the Japan Patent Office (JPO), the Korean Intellectual Property Office (KIPO), the World Intellectual Property Office (WIPO), and any other intellectual property offices in which a foreign application claiming priority to the instant patent application is filed access to the instant patent application. See 37 CFR 1.14(c) and (h). This box should not be checked if the applicant does not wish the EPO, JPO, KIPO, WIPO, or other intellectual property office in which a foreign application claiming priority to the instant patent application is filed to have access to the instant patent application.

In accordance with 37 CFR 1.14(h)(3), access will be provided to a copy of the instant patent application with respect to: 1) the instant patent application-as-filed; 2) any foreign application to which the instant patent application claims priority under 35 U.S.C. 119(a)-(d) if a copy of the foreign application that satisfies the certified copy requirement of 37 CFR 1.55 has been filed in the instant patent application; and 3) any U.S. application-as-filed from which benefit is sought in the instant patent application.

In accordance with 37 CFR 1.14(c), access may be provided to information concerning the date of filing this Authorization.

Applicant Information:

Providing assignment information in this section does not substitute for compliance with any requirement of part 3 of Title 37 of CFR to have an assignment recorded by the Office.

Under the Paperwork Reduction Act of 1995, no persons are required to respond to a collection of information unless it contains a valid OMB control number.

Application Data Sheet 37 CFR 1.76	Attorney Docket Number	ALA-002B
	Application Number	
Title of Invention	Intelligent Network Interface System and Method for Protocol Processing	

Applicant 1		<input type="button" value="Remove"/>
<p>If the applicant is the inventor (or the remaining joint inventor or inventors under 37 CFR 1.45), this section should not be completed. The information to be provided in this section is the name and address of the legal representative who is the applicant under 37 CFR 1.43; or the name and address of the assignee, person to whom the inventor is under an obligation to assign the invention, or person who otherwise shows sufficient proprietary interest in the matter who is the applicant under 37 CFR 1.46. If the applicant is an applicant under 37 CFR 1.46 (assignee, person to whom the inventor is obligated to assign, or person who otherwise shows sufficient proprietary interest) together with one or more joint inventors, then the joint inventor or inventors who are also the applicant should be identified in this section.</p>		
<input type="button" value="Clear"/>		
<input checked="" type="radio"/> Assignee	<input type="radio"/> Legal Representative under 35 U.S.C. 117	<input type="radio"/> Joint Inventor
<input type="radio"/> Person to whom the inventor is obligated to assign.	<input type="radio"/> Person who shows sufficient proprietary interest	
If applicant is the legal representative, indicate the authority to file the patent application, the inventor is:		
Name of the Deceased or Legally Incapacitated Inventor : <input type="text"/>		
If the Applicant is an Organization check here. <input checked="" type="checkbox"/>		
Organization Name	Alacritech, Inc.	
Mailing Address Information:		
Address 1	1995 North First Street	
Address 2	Suite 200	
City	San Jose	State/Province CA
Country ⁱ	US	Postal Code 95112
Phone Number	408.287.9997	Fax Number 408.287.6142
Email Address		
Additional Applicant Data may be generated within this form by selecting the Add button. <input type="button" value="Add"/>		

Assignee Information including Non-Applicant Assignee Information:

<p>Providing assignment information in this section does not substitute for compliance with any requirement of part 3 of Title 37 of CFR to have an assignment recorded by the Office.</p>
<p>Assignee 1</p> <p>Complete this section if assignee information, including non-applicant assignee information, is desired to be included on the patent application publication. An assignee-applicant identified in the "Applicant Information" section will appear on the patent application publication as an applicant. For an assignee-applicant, complete this section only if identification as an assignee is also desired on the patent application publication.</p>
<input type="button" value="Remove"/>
If the Assignee is an Organization check here. <input type="checkbox"/>

Under the Paperwork Reduction Act of 1995, no persons are required to respond to a collection of information unless it contains a valid OMB control number.

Application Data Sheet 37 CFR 1.76	Attorney Docket Number	ALA-002B
	Application Number	
Title of Invention	Intelligent Network Interface System and Method for Protocol Processing	

Prefix	Given Name	Middle Name	Family Name	Suffix

Mailing Address Information:

Address 1				
Address 2				
City		State/Province		
Country i		Postal Code		
Phone Number		Fax Number		
Email Address				

Additional Assignee Data may be generated within this form by selecting the Add button.

Add

Signature:

Remove

NOTE: This form must be signed in accordance with 37 CFR 1.33. See 37 CFR 1.4 for signature requirements and certifications

Signature	/Mark Lauer/		Date (YYYY-MM-DD)	2013-09-26
First Name	Mark	Last Name	Lauer	Registration Number
				36578

Additional Signature may be generated within this form by selecting the Add button.

Add

This collection of information is required by 37 CFR 1.76. The information is required to obtain or retain a benefit by the public which is to file (and by the USPTO to process) an application. Confidentiality is governed by 35 U.S.C. 122 and 37 CFR 1.14. This collection is estimated to take 23 minutes to complete, including gathering, preparing, and submitting the completed application data sheet form to the USPTO. Time will vary depending upon the individual case. Any comments on the amount of time you require to complete this form and/or suggestions for reducing this burden, should be sent to the Chief Information Officer, U.S. Patent and Trademark Office, U.S. Department of Commerce, P.O. Box 1450, Alexandria, VA 22313-1450. DO NOT SEND FEES OR COMPLETED FORMS TO THIS ADDRESS. **SEND TO: Commissioner for Patents, P.O. Box 1450, Alexandria, VA 22313-1450.**

Privacy Act Statement

The Privacy Act of 1974 (P.L. 93-579) requires that you be given certain information in connection with your submission of the attached form related to a patent application or patent. Accordingly, pursuant to the requirements of the Act, please be advised that: (1) the general authority for the collection of this information is 35 U.S.C. 2(b)(2); (2) furnishing of the information solicited is voluntary; and (3) the principal purpose for which the information is used by the U.S. Patent and Trademark Office is to process and/or examine your submission related to a patent application or patent. If you do not furnish the requested information, the U.S. Patent and Trademark Office may not be able to process and/or examine your submission, which may result in termination of proceedings or abandonment of the application or expiration of the patent.

The information provided by you in this form will be subject to the following routine uses:

1. The information on this form will be treated confidentially to the extent allowed under the Freedom of Information Act (5 U.S.C. 552) and the Privacy Act (5 U.S.C. 552a). Records from this system of records may be disclosed to the Department of Justice to determine whether the Freedom of Information Act requires disclosure of these records.
2. A record from this system of records may be disclosed, as a routine use, in the course of presenting evidence to a court, magistrate, or administrative tribunal, including disclosures to opposing counsel in the course of settlement negotiations.
3. A record in this system of records may be disclosed, as a routine use, to a Member of Congress submitting a request involving an individual, to whom the record pertains, when the individual has requested assistance from the Member with respect to the subject matter of the record.
4. A record in this system of records may be disclosed, as a routine use, to a contractor of the Agency having need for the information in order to perform a contract. Recipients of information shall be required to comply with the requirements of the Privacy Act of 1974, as amended, pursuant to 5 U.S.C. 552a(m).
5. A record related to an International Application filed under the Patent Cooperation Treaty in this system of records may be disclosed, as a routine use, to the International Bureau of the World Intellectual Property Organization, pursuant to the Patent Cooperation Treaty.
6. A record in this system of records may be disclosed, as a routine use, to another federal agency for purposes of National Security review (35 U.S.C. 181) and for review pursuant to the Atomic Energy Act (42 U.S.C. 218(c)).
7. A record from this system of records may be disclosed, as a routine use, to the Administrator, General Services, or his/her designee, during an inspection of records conducted by GSA as part of that agency's responsibility to recommend improvements in records management practices and programs, under authority of 44 U.S.C. 2904 and 2906. Such disclosure shall be made in accordance with the GSA regulations governing inspection of records for this purpose, and any other relevant (i.e., GSA or Commerce) directive. Such disclosure shall not be used to make determinations about individuals.
8. A record from this system of records may be disclosed, as a routine use, to the public after either publication of the application pursuant to 35 U.S.C. 122(b) or issuance of a patent pursuant to 35 U.S.C. 151. Further, a record may be disclosed, subject to the limitations of 37 CFR 1.14, as a routine use, to the public if the record was filed in an application which became abandoned or in which the proceedings were terminated and which application is referenced by either a published application, an application open to public inspections or an issued patent.
9. A record from this system of records may be disclosed, as a routine use, to a Federal, State, or local law enforcement agency, if the USPTO becomes aware of a violation or potential violation of law or regulation.

INTELLIGENT NETWORK INTERFACE SYSTEM
AND METHOD FOR ACCELERATED PROTOCOL PROCESSING

Cross Reference to Related Applications

5 This application claims the benefit under 35 U.S.C. § 120 of (is a continuation of)
U.S. Patent Application Serial No. 09/692,561, filed October 18, 2000, which in turn
claims the benefit under 35 U.S.C. § 120 of (is a continuation of) U.S. Patent Application
Serial No. 09/067,544, filed April 28, 1998, now U.S. Patent No. 6,226,680, which
10 claims the benefit under 35 U.S.C. § 119(e) of U.S. Patent Application Serial No.
60/061,809, filed October 14, 1997. The complete disclosure of all of the above
applications is incorporated by reference herein.

Technical Field

15 The present invention relates generally to computer or other networks, and more
particularly to protocol processing for information communicated between hosts such as
computers connected to a network.

Background

20 The advantages of network computing are increasingly evident. The convenience
and efficiency of providing information, communication or computational power to
individuals at their personal computer or other end user devices has led to rapid growth of
such network computing, including internet as well as intranet systems and applications.

As is well known, most network computer communication is accomplished with the aid of a layered software architecture for moving information between host computers connected to the network. The layers help to segregate information into manageable segments, the general functions of each layer often based on an international standard
5 called Open Systems Interconnection (OSI). OSI sets forth seven processing layers through which information may pass when received by a host in order to be presentable to an end user. Similarly, transmission of information from a host to the network may pass through those seven processing layers in reverse order. Each step of processing and service by a layer may include copying the processed information. Another reference
10 model that is widely implemented, called TCP/IP (TCP stands for transport control protocol, while IP denotes internet protocol) essentially employs five of the seven layers of OSI.

Networks may include, for instance, a high-speed bus such as an Ethernet connection or an internet connection between disparate local area networks (LANs), each
15 of which includes multiple hosts, or any of a variety of other known means for data transfer between hosts. According to the OSI standard, physical layers are connected to the network at respective hosts, the physical layers providing transmission and receipt of raw data bits via the network. A data link layer is serviced by the physical layer of each host, the data link layers providing frame division and error correction to the data
20 received from the physical layers, as well as processing acknowledgment frames sent by the receiving host. A network layer of each host is serviced by respective data link layers, the network layers primarily controlling size and coordination of subnets of packets of data.

A transport layer is serviced by each network layer and a session layer is serviced by each transport layer within each host. Transport layers accept data from their respective session layers and split the data into smaller units for transmission to the other host's transport layer, which concatenates the data for presentation to respective presentation layers. Session layers allow for enhanced communication control between the hosts. Presentation layers are serviced by their respective session layers, the presentation layers translating between data semantics and syntax which may be peculiar to each host and standardized structures of data representation. Compression and/or encryption of data may also be accomplished at the presentation level. Application layers are serviced by respective presentation layers, the application layers translating between programs particular to individual hosts and standardized programs for presentation to either an application or an end user. The TCP/IP standard includes the lower four layers and application layers, but integrates the functions of session layers and presentation layers into adjacent layers. Generally speaking, application, presentation and session layers are defined as upper layers, while transport, network and data link layers are defined as lower layers.

The rules and conventions for each layer are called the protocol of that layer, and since the protocols and general functions of each layer are roughly equivalent in various hosts, it is useful to think of communication occurring directly between identical layers of different hosts, even though these peer layers do not directly communicate without information transferring sequentially through each layer below. Each lower layer performs a service for the layer immediately above it to help with processing the communicated information. Each layer saves the information for processing and service

to the next layer. Due to the multiplicity of hardware and software architectures, systems and programs commonly employed, each layer is necessary to insure that the data can make it to the intended destination in the appropriate form, regardless of variations in hardware and software that may intervene.

5 In preparing data for transmission from a first to a second host, some control data is added at each layer of the first host regarding the protocol of that layer, the control data being indistinguishable from the original (payload) data for all lower layers of that host. Thus an application layer attaches an application header to the payload data and sends the combined data to the presentation layer of the sending host, which receives the combined
10 data, operates on it and adds a presentation header to the data, resulting in another combined data packet. The data resulting from combination of payload data, application header and presentation header is then passed to the session layer, which performs required operations including attaching a session header to the data and presenting the resulting combination of data to the transport layer. This process continues as the
15 information moves to lower layers, with a transport header, network header and data link header and trailer attached to the data at each of those layers, with each step typically including data moving and copying, before sending the data as bit packets over the network to the second host.

The receiving host generally performs the converse of the above-described
20 process, beginning with receiving the bits from the network, as headers are removed and data processed in order from the lowest (physical) layer to the highest (application) layer before transmission to a destination of the receiving host. Each layer of the receiving host recognizes and manipulates only the headers associated with that layer, since to that

layer the higher layer control data is included with and indistinguishable from the payload data. Multiple interrupts, valuable central processing unit (CPU) processing time and repeated data copies may also be necessary for the receiving host to place the data in an appropriate form at its intended destination.

5 The above description of layered protocol processing is simplified, as college-level textbooks devoted primarily to this subject are available, such as Computer Networks, Third Edition (1996) by Andrew S. Tanenbaum, which is incorporated herein by reference. As defined in that book, a computer network is an interconnected collection of autonomous computers, such as internet and intranet systems, including
10 local area networks (LANs), wide area networks (WANs), asynchronous transfer mode (ATM), ring or token ring, wired, wireless, satellite or other means for providing communication capability between separate processors. A computer is defined herein to include a device having both logic and memory functions for processing data, while computers or hosts connected to a network are said to be heterogeneous if they function
15 according to different operating systems or communicate via different architectures.

As networks grow increasingly popular and the information communicated thereby becomes increasingly complex and copious, the need for such protocol processing has increased. It is estimated that a large fraction of the processing power of a host CPU may be devoted to controlling protocol processes, diminishing the ability of
20 that CPU to perform other tasks. Network interface cards have been developed to help with the lowest layers, such as the physical and data link layers. It is also possible to increase protocol processing speed by simply adding more processing power or CPUs according to conventional arrangements. This solution, however, is both awkward and

expensive. But the complexities presented by various networks, protocols, architectures, operating systems and applications generally require extensive processing to afford communication capability between various network hosts.

5 Summary of the Invention

The current invention provides a system for processing network communication that greatly increases the speed of that processing and the efficiency of moving the data being communicated. The invention has been achieved by questioning the long-standing practice of performing multilayered protocol processing on a general-purpose processor.

10 The protocol processing method and architecture that results effectively collapses the layers of a connection-based, layered architecture such as TCP/IP into a single wider layer which is able to send network data more directly to and from a desired location or buffer on a host. This accelerated processing is provided to a host for both transmitting and receiving data, and so improves performance whether one or both hosts involved in

15 an exchange of information have such a feature.

The accelerated processing includes employing representative control instructions for a given message that allow data from the message to be processed via a fast-path which accesses message data directly at its source or delivers it directly to its intended destination. This fast-path bypasses conventional protocol processing of headers that

20 accompany the data. The fast-path employs a specialized microprocessor designed for processing network communication, avoiding the delays and pitfalls of conventional software layer processing, such as repeated copying and interrupts to the CPU. In effect, the fast-path replaces the states that are traditionally found in several layers of a

conventional network stack with a single state machine encompassing all those layers, in contrast to conventional rules that require rigorous differentiation and separation of protocol layers. The host retains a sequential protocol processing stack which can be employed for setting up a fast-path connection or processing message exceptions. The
5 specialized microprocessor and the host intelligently choose whether a given message or portion of a message is processed by the microprocessor or the host stack.

Brief Description of the Drawings

FIG. 1 is a plan view diagram of a system of the present invention, including a
10 host computer having a communication-processing device for accelerating network communication.

FIG. 2 is a diagram of information flow for the host of FIG. 1 in processing network communication, including a fast-path, a slow-path and a transfer of connection context between the fast and slow-paths.

15 FIG. 3 is a flow chart of message receiving according to the present invention.

FIG. 4A is a diagram of information flow for the host of FIG. 1 receiving a message packet processed by the slow-path.

FIG. 4B is a diagram of information flow for the host of FIG. 1 receiving an initial message packet processed by the fast-path.

20 FIG. 4C is a diagram of information flow for the host of FIG. 4B receiving a subsequent message packet processed by the fast-path.

FIG. 4D is a diagram of information flow for the host of FIG. 4C receiving a message packet having an error that causes processing to revert to the slow-path.

FIG. 5 is a diagram of information flow for the host of FIG. 1 transmitting a message by either the fast or slow-paths.

FIG. 6 is a diagram of information flow for a first embodiment of an intelligent network interface card (INIC) associated with a client having a TCP/IP processing stack.

5 FIG. 7 is a diagram of hardware logic for the INIC embodiment shown in FIG. 6, including a packet control sequencer and a fly-by sequencer.

FIG. 8 is a diagram of the fly-by sequencer of FIG. 7 for analyzing header bytes as they are received by the INIC.

10 FIG. 9 is a diagram of information flow for a second embodiment of an INIC associated with a server having a TCP/IP processing stack.

FIG. 10 is a diagram of a command driver installed in the host of FIG. 9 for creating and controlling a communication control block for the fast-path.

FIG. 11 is a diagram of the TCP/IP stack and command driver of FIG. 10 configured for NetBios communications.

15 FIG. 12 is a diagram of a communication exchange between the client of FIG. 6 and the server of FIG. 9.

FIG. 13 is a diagram of hardware functions included in the INIC of FIG. 9.

FIG. 14 is a diagram of a trio of pipelined microprocessors included in the INIC of FIG. 13, including three phases with a processor in each phase.

20 FIG. 15A is a diagram of a first phase of the pipelined microprocessor of FIG. 14.

FIG. 15B is a diagram of a second phase of the pipelined microprocessor of FIG. 14.

FIG. 15C is a diagram of a third phase of the pipelined microprocessor of FIG. 14.

Detailed Description

FIG. 1 shows a host 20 of the present invention connected by a network 25 to a remote host 22. The increase in processing speed achieved by the present invention can be provided with an intelligent network interface card (INIC) that is easily and affordably added to an existing host, or with a communication processing device (CPD) that is integrated into a host, in either case freeing the host CPU from most protocol processing and allowing improvements in other tasks performed by that CPU. The host 20 in a first embodiment contains a CPU 28 and a CPD 30 connected by a host bus 33. The CPD 30 includes a microprocessor designed for processing communication data and memory buffers controlled by a direct memory access (DMA) unit. Also connected to the host bus 33 is a storage device 35, such as a semiconductor memory or disk drive, along with any related controls.

Referring additionally to FIG. 2, the host CPU 28 controls a protocol processing stack 44 housed in storage 35, the stack including a data link layer 36, network layer 38, transport layer 40, upper layer 46 and an upper layer interface 42. The upper layer 46 may represent a session, presentation and/or application layer, depending upon the particular protocol being employed and message communicated. The upper layer interface 42, along with the CPU 28 and any related controls can send or retrieve a file to or from the upper layer 46 or storage 35, as shown by arrow 48. A connection context 50 has been created, as will be explained below, the context summarizing various features of the connection, such as protocol type and source and destination addresses for each protocol layer. The context may be passed between an interface for the session layer 42

and the CPD 30, as shown by arrows 52 and 54, and stored as a communication control block (CCB) at either CPD 30 or storage 35.

When the CPD 30 holds a CCB defining a particular connection, data received by the CPD from the network and pertaining to the connection is referenced to that CCB and can then be sent directly to storage 35 according to a fast-path 58, bypassing sequential protocol processing by the data link 36, network 38 and transport 40 layers. Transmitting a message, such as sending a file from storage 35 to remote host 22, can also occur via the fast-path 58, in which case the context for the file data is added by the CPD 30 referencing a CCB, rather than by sequentially adding headers during processing by the transport 40, network 38 and data link 36 layers. The DMA controllers of the CPD 30 perform these transfers between CPD and storage 35.

The CPD 30 collapses multiple protocol stacks each having possible separate states into a single state machine for fast-path processing. As a result, exception conditions may occur that are not provided for in the single state machine, primarily because such conditions occur infrequently and to deal with them on the CPD would provide little or no performance benefit to the host. Such exceptions can be CPD 30 or CPU 28 initiated. An advantage of the invention includes the manner in which unexpected situations that occur on a fast-path CCB are handled. The CPD 30 deals with these rare situations by passing back or flushing to the host protocol stack 44 the CCB and any associated message frames involved, via a control negotiation. The exception condition is then processed in a conventional manner by the host protocol stack 44. At some later time, usually directly after the handling of the exception condition has

completed and fast-path processing can resume, the host stack 44 hands the CCB back to the CPD.

This fallback capability enables the performance-impacting functions of the host protocols to be handled by the CPD network microprocessor, while the exceptions are
5 dealt with by the host stacks, the exceptions being so rare as to negligibly effect overall performance. The custom designed network microprocessor can have independent processors for transmitting and receiving network information, and further processors for assisting and queuing. A preferred microprocessor embodiment includes a pipelined trio of receive, transmit and utility processors. DMA controllers are integrated into the
10 implementation and work in close concert with the network microprocessor to quickly move data between buffers adjacent the controllers and other locations such as long term storage. Providing buffers logically adjacent to the DMA controllers avoids unnecessary loads on the PCI bus.

FIG. 3 diagrams the general flow of messages received according to the current
15 invention. A large TCP/IP message such as a file transfer may be received by the host from the network in a number of separate, approximately 64 KB transfers, each of which may be split into many, approximately 1.5 KB frames or packets for transmission over a network. Novel NetWare protocol suites running Sequenced Packet Exchange Protocol (SPX) or NetWare Core Protocol (NCP) over Internetwork Packet Exchange (IPX) work
20 in a similar fashion. Another form of data communication which can be handled by the fast-path is Transaction TCP (hereinafter T/TCP or TTCP), a version of TCP which initiates a connection with an initial transaction request after which a reply containing data may be sent according to the connection, rather than initiating a connection via a

several-message initialization dialogue and then transferring data with later messages. In any of the transfers typified by these protocols, each packet conventionally includes a portion of the data being transferred, as well as headers for each of the protocol layers and markers for positioning the packet relative to the rest of the packets of this message.

5 When a message packet or frame is received 47 from a network by the CPD, it is first validated by a hardware assist. This includes determining the protocol types of the various layers, verifying relevant checksums, and summarizing 57 these findings into a status word or words. Included in these words is an indication whether or not the frame is a candidate for fast-path data flow. Selection 59 of fast-path candidates is based on
10 whether the host may benefit from this message connection being handled by the CPD, which includes determining whether the packet has header bytes denoting particular protocols, such as TCP/IP or SPX/IPX for example. The small percent of frames that are not fast-path candidates are sent 61 to the host protocol stacks for slow-path protocol processing. Subsequent network microprocessor work with each fast-path candidate
15 determines whether a fast-path connection such as a TCP or SPX CCB is already extant for that candidate, or whether that candidate may be used to set up a new fast-path connection, such as for a TTCP/IP transaction. The validation provided by the CPD provides acceleration whether a frame is processed by the fast-path or a slow-path, as only error free, validated frames are processed by the host CPU even for the slow-path
20 processing.

All received message frames which have been determined by the CPD hardware assist to be fast-path candidates are examined 53 by the network microprocessor or INIC comparator circuits to determine whether they match a CCB held by the CPD. Upon

confirming such a match, the CPD removes lower layer headers and sends 69 the remaining application data from the frame directly into its final destination in the host using direct memory access (DMA) units of the CPD. This operation may occur immediately upon receipt of a message packet, for example when a TCP connection
5 already exists and destination buffers have been negotiated, or it may first be necessary to process an initial header to acquire a new set of final destination addresses for this transfer. In this latter case, the CPD will queue subsequent message packets while waiting for the destination address, and then DMA the queued application data to that destination.

10 A fast-path candidate that does not match a CCB may be used to set up a new fast-path connection, by sending 65 the frame to the host for sequential protocol processing. In this case, the host uses this frame to create 51 a CCB, which is then passed to the CPD to control subsequent frames on that connection. The CCB, which is cached 67 in the CPD, includes control and state information pertinent to all protocols
15 that would have been processed had conventional software layer processing been employed. The CCB also contains storage space for per-transfer information used to facilitate moving application-level data contained within subsequent related message packets directly to a host application in a form available for immediate usage. The CPD takes command of connection processing upon receiving a CCB for that connection from
20 the host.

As shown more specifically in FIG. 4A, when a message packet is received from the remote host 22 via network 25, the packet enters hardware receive logic 32 of the CPD 30, which checksums headers and data, and parses the headers, creating a word or

words which identify the message packet and status, storing the headers, data and word temporarily in memory 60. As well as validating the packet, the receive logic 32 indicates with the word whether this packet is a candidate for fast-path processing. FIG. 4A depicts the case in which the packet is not a fast-path candidate, in which case the CPD 30 sends the validated headers and data from memory 60 to data link layer 36 along an internal bus for processing by the host CPU, as shown by arrow 56. The packet is processed by the host protocol stack 44 of data link 36, network 38, transport 40 and session 42 layers, and data (D) 63 from the packet may then be sent to storage 35, as shown by arrow 65.

FIG. 4B, depicts the case in which the receive logic 32 of the CPD determines that a message packet is a candidate for fast-path processing, for example by deriving from the packet's headers that the packet belongs to a TCP/IP, TTCP/IP or SPX/IPX message. A processor 55 in the CPD 30 then checks to see whether the word that summarizes the fast-path candidate matches a CCB held in a cache 62. Upon finding no match for this packet, the CPD sends the validated packet from memory 60 to the host protocol stack 44 for processing. Host stack 44 may use this packet to create a connection context for the message, including finding and reserving a destination for data from the message associated with the packet, the context taking the form of a CCB. The present embodiment employs a single specialized host stack 44 for processing both fast-path and non-fast-path candidates, while in an embodiment described below fast-path candidates are processed by a different host stack than non-fast-path candidates. Some data (D1) 66 from that initial packet may optionally be sent to the destination in storage 35, as shown by arrow 68. The CCB is then sent to the CPD 30 to be saved in cache 62,

as shown by arrow 64. For a traditional connection-based message such as typified by TCP/IP, the initial packet may be part of a connection initialization dialogue that transpires between hosts before the CCB is created and passed to the CPD 30.

Referring now to FIG. 4C, when a subsequent packet from the same connection as the initial packet is received from the network 25 by CPD 30, the packet headers and data are validated by the receive logic 32, and the headers are parsed to create a summary of the message packet and a hash for finding a corresponding CCB, the summary and hash contained in a word or words. The word or words are temporarily stored in memory 60 along with the packet. The processor 55 checks for a match between the hash and each CCB that is stored in the cache 62 and, finding a match, sends the data (D2) 70 via a fast-path directly to the destination in storage 35, as shown by arrow 72, bypassing the session layer 42, transport layer 40, network layer 38 and data link layer 36. The remaining data packets from the message can also be sent by DMA directly to storage, avoiding the relatively slow protocol layer processing and repeated copying by the CPU stack 44.

FIG. 4D shows the procedure for handling the rare instance when a message for which a fast-path connection has been established, such as shown in FIG. 4C, has a packet that is not easily handled by the CPD. In this case the packet is sent to be processed by the protocol stack 44, which is handed the CCB for that message from cache 62 via a control dialogue with the CPD, as shown by arrow 76, signaling to the CPU to take over processing of that message. Slow-path processing by the protocol stack then results in data (D3) 80 from the packet being sent, as shown by arrow 82, to storage 35. Once the packet has been processed and the error situation corrected, the CCB can be handed back via a control dialogue to the cache 62, so that payload data from subsequent

packets of that message can again be sent via the fast-path of the CPD 30. Thus the CPU and CPD together decide whether a given message is to be processed according to fast-path hardware processing or more conventional software processing by the CPU.

Transmission of a message from the host 20 to the network 25 for delivery to
5 remote host 22 also can be processed by either sequential protocol software processing via the CPU or accelerated hardware processing via the CPD 30, as shown in FIG. 5. A message (M) 90 that is selected by CPU 28 from storage 35 can be sent to session layer 42 for processing by stack 44, as shown by arrows 92 and 96. For the situation in which a connection exists and the CPD 30 already has an appropriate CCB for the message,
10 however, data packets can bypass host stack 44 and be sent by DMA directly to memory 60, with the processor 55 adding to each data packet a single header containing all the appropriate protocol layers, and sending the resulting packets to the network 25 for transmission to remote host 22. This fast-path transmission can greatly accelerate processing for even a single packet, with the acceleration multiplied for a larger message.

15 A message for which a fast-path connection is not extant thus may benefit from creation of a CCB with appropriate control and state information for guiding fast-path transmission. For a traditional connection-based message, such as typified by TCP/IP or SPX/IPX, the CCB is created during connection initialization dialogue. For a quick-connection message, such as typified by TTCP/IP, the CCB can be created with the same
20 transaction that transmits payload data. In this case, the transmission of payload data may be a reply to a request that was used to set up the fast-path connection. In any case, the CCB provides protocol and status information regarding each of the protocol layers, including which user is involved and storage space for per-transfer information. The

CCB is created by protocol stack 44, which then passes the CCB to the CPD 30 by writing to a command register of the CPD, as shown by arrow 98. Guided by the CCB, the processor 55 moves network frame-sized portions of the data from the source in host memory 35 into its own memory 60 using DMA, as depicted by arrow 99. The processor 55 then prepends appropriate headers and checksums to the data portions, and transmits the resulting frames to the network 25, consistent with the restrictions of the associated protocols. After the CPD 30 has received an acknowledgement that all the data has reached its destination, the CPD will then notify the host 35 by writing to a response buffer.

10 Thus, fast-path transmission of data communications also relieves the host CPU of per-frame processing. A vast majority of data transmissions can be sent to the network by the fast-path. Both the input and output fast-paths attain a huge reduction in interrupts by functioning at an upper layer level, i.e., session level or higher, and interactions between the network microprocessor and the host occur using the full transfer sizes which that upper layer wishes to make. For fast-path communications, an interrupt only occurs (at the most) at the beginning and end of an entire upper-layer message transaction, and there are no interrupts for the sending or receiving of each lower layer portion or packet of that transaction.

A simplified intelligent network interface card (INIC) 150 is shown in FIG. 6 to provide a network interface for a host 152. Hardware logic 171 of the INIC 150 is connected to a network 155, with a peripheral bus (PCI) 157 connecting the INIC and host. The host 152 in this embodiment has a TCP/IP protocol stack, which provides a slow-path 158 for sequential software processing of message frames received from the

network 155. The host 152 protocol stack includes a data link layer 160, network layer 162, a transport layer 164 and an application layer 166, which provides a source or destination 168 for the communication data in the host 152. Other layers which are not shown, such as session and presentation layers, may also be included in the host stack
5 152, and the source or destination may vary depending upon the nature of the data and may actually be the application layer.

The INIC 150 has a network processor 170 which chooses between processing messages along a slow-path 158 that includes the protocol stack of the host, or along a fast-path 159 that bypasses the protocol stack of the host. Each received packet is
10 processed on the fly by hardware logic 171 contained in INIC 150, so that all of the protocol headers for a packet can be processed without copying, moving or storing the data between protocol layers. The hardware logic 171 processes the headers of a given packet at one time as packet bytes pass through the hardware, by categorizing selected header bytes. Results of processing the selected bytes help to determine which other
15 bytes of the packet are categorized, until a summary of the packet has been created, including checksum validations. The processed headers and data from the received packet are then stored in INIC storage 185, as well as the word or words summarizing the headers and status of the packet.

The hardware processing of message packets received by INIC 150 from network
20 155 is shown in more detail in FIG. 7. A received message packet first enters a media access controller 172, which controls INIC access to the network and receipt of packets and can provide statistical information for network protocol management. From there, data flows one byte at a time into an assembly register 174, which in this example is 128

bits wide. The data is categorized by a fly-by sequencer 178, as will be explained in more detail with regard to FIG. 8, which examines the bytes of a packet as they fly by, and generates status from those bytes that will be used to summarize the packet. The status thus created is merged with the data by a multiplexer 180 and the resulting data
5 stored in SRAM 182. A packet control sequencer 176 oversees the fly-by sequencer 178, examines information from the media access controller 172, counts the bytes of data, generates addresses, moves status and manages the movement of data from the assembly register 174 to SRAM 182 and eventually DRAM 188. The packet control sequencer 176 manages a buffer in SRAM 182 via SRAM controller 183, and also indicates to a DRAM
10 controller 186 when data needs to be moved from SRAM 182 to a buffer in DRAM 188. Once data movement for the packet has been completed and all the data has been moved to the buffer in DRAM 188, the packet control sequencer 176 will move the status that has been generated in the fly-by sequencer 178 out to the SRAM 182 and to the beginning of the DRAM 188 buffer to be prepended to the packet data. The packet
15 control sequencer 176 then requests a queue manager 184 to enter a receive buffer descriptor into a receive queue, which in turn notifies the processor 170 that the packet has been processed by hardware logic 171 and its status summarized.

FIG. 8 shows that the fly-by sequencer 178 has several tiers, with each tier generally focusing on a particular portion of the packet header and thus on a particular
20 protocol layer, for generating status pertaining to that layer. The fly-by sequencer 178 in this embodiment includes a media access control sequencer 191, a network sequencer 192, a transport sequencer 194 and a session sequencer 195. Sequencers pertaining to higher protocol layers can additionally be provided. The fly-by sequencer 178 is reset by

the packet control sequencer 176 and given pointers by the packet control sequencer that tell the fly-by sequencer whether a given byte is available from the assembly register 174. The media access control sequencer 191 determines, by looking at bytes 0-5, that a packet is addressed to host 152 rather than or in addition to another host. Offsets 12 and 13 of the packet are also processed by the media access control sequencer 191 to determine the type field, for example whether the packet is Ethernet or 802.3. If the type field is Ethernet those bytes also tell the media access control sequencer 191 the packet's network protocol type. For the 802.3 case, those bytes instead indicate the length of the entire frame, and the media access control sequencer 191 will check eight bytes further into the packet to determine the network layer type.

For most packets the network sequencer 192 validates that the header length received has the correct length, and checksums the network layer header. For fast-path candidates the network layer header is known to be IP or IPX from analysis done by the media access control sequencer 191. Assuming for example that the type field is 802.3 and the network protocol is IP, the network sequencer 192 analyzes the first bytes of the network layer header, which will begin at byte 22, in order to determine IP type. The first bytes of the IP header will be processed by the network sequencer 192 to determine what IP type the packet involves. Determining that the packet involves, for example, IP version 4, directs further processing by the network sequencer 192, which also looks at the protocol type located ten bytes into the IP header for an indication of the transport header protocol of the packet. For example, for IP over Ethernet, the IP header begins at offset 14, and the protocol type byte is offset 23, which will be processed by network logic to determine whether the transport layer protocol is TCP, for example. From the

length of the network layer header, which is typically 20-40 bytes, network sequencer 192 determines the beginning of the packet's transport layer header for validating the transport layer header. Transport sequencer 194 may generate checksums for the transport layer header and data, which may include information from the IP header in the case of TCP at least.

Continuing with the example of a TCP packet, transport sequencer 194 also analyzes the first few bytes in the transport layer portion of the header to determine, in part, the TCP source and destination ports for the message, such as whether the packet is NetBios or other protocols. Byte 12 of the TCP header is processed by the transport sequencer 194 to determine and validate the TCP header length. Byte 13 of the TCP header contains flags that may, aside from ack flags and push flags, indicate unexpected options, such as reset and fin, that may cause the processor to categorize this packet as an exception. TCP offset bytes 16 and 17 are the checksum, which is pulled out and stored by the hardware logic 171 while the rest of the frame is validated against the checksum.

Session sequencer 195 determines the length of the session layer header, which in the case of NetBios is only four bytes, two of which tell the length of the NetBios payload data, but which can be much larger for other protocols. The session sequencer 195 can also be used to categorize the type of message as read or write, for example, for which the fast-path may be particularly beneficial. Further upper layer logic processing, depending upon the message type, can be performed by the hardware logic 171 of packet control sequencer 176 and fly-by sequencer 178. Thus hardware logic 171 intelligently directs hardware processing of the headers by categorization of selected bytes from a single stream of bytes, with the status of the packet being built from classifications

determined on the fly. Once the packet control sequencer 176 detects that all of the packet has been processed by the fly-by sequencer 178, the packet control sequencer 176 adds the status information generated by the fly-by sequencer 178 and any status information generated by the packet control sequencer 176, and prepends (adds to the front) that status information to the packet, for convenience in handling the packet by the processor 170. The additional status information generated by the packet control sequencer 176 includes media access controller 172 status information and any errors discovered, or data overflow in either the assembly register or DRAM buffer, or other miscellaneous information regarding the packet. The packet control sequencer 176 also stores entries into a receive buffer queue and a receive statistics queue via the queue manager 184.

An advantage of processing a packet by hardware logic 171 is that the packet does not, in contrast with conventional sequential software protocol processing, have to be stored, moved, copied or pulled from storage for processing each protocol layer header, offering dramatic increases in processing efficiency and savings in processing time for each packet. The packets can be processed at the rate bits are received from the network, for example 100 megabits/second for a 100 baseT connection. The time for categorizing a packet received at this rate and having a length of sixty bytes is thus about 5 microseconds. The total time for processing this packet with the hardware logic 171 and sending packet data to its host destination via the fast-path may be about 16 microseconds or less, assuming a 66 MHz PCI bus, whereas conventional software protocol processing by a 300 MHz Pentium II[®] processor may take as much as 200 microseconds in a busy system. More than an order of magnitude decrease in processing time can thus be

achieved with fast-path 159 in comparison with a high-speed CPU employing conventional sequential software protocol processing, demonstrating the dramatic acceleration provided by processing the protocol headers by the hardware logic 171 and processor 170, without even considering the additional time savings afforded by the
5 reduction in CPU interrupts and host bus bandwidth savings.

The processor 170 chooses, for each received message packet held in storage 185, whether that packet is a candidate for the fast-path 159 and, if so, checks to see whether a fast-path has already been set up for the connection that the packet belongs to. To do this, the processor 170 first checks the header status summary to determine
10 whether the packet headers are of a protocol defined for fast-path candidates. If not, the processor 170 commands DMA controllers in the INIC 150 to send the packet to the host for slow-path 158 processing. Even for a slow-path 158 processing of a message, the INIC 150 thus performs initial procedures such as validation and determination of message type, and passes the validated message at least to the data link layer 160 of the
15 host.

For fast-path 159 candidates, the processor 170 checks to see whether the header status summary matches a CCB held by the INIC. If so, the data from the packet is sent along fast-path 159 to the destination 168 in the host. If the fast-path 159 candidate's packet summary does not match a CCB held by the INIC, the packet may be sent to the
20 host 152 for slow-path processing to create a CCB for the message. Employment of the fast-path 159 may also not be needed or desirable for the case of fragmented messages or other complexities. For the vast majority of messages, however, the INIC fast-path 159 can greatly accelerate message processing. The INIC 150 thus provides a single state

machine processor 170 that decides whether to send data directly to its destination, based upon information gleaned on the fly, as opposed to the conventional employment of a state machine in each of several protocol layers for determining the destiny of a given packet.

5 In processing an indication or packet received at the host 152, a protocol driver of the host selects the processing route based upon whether the indication is fast-path or slow-path. A TCP/IP or SPX/IPX message has a connection that is set up from which a CCB is formed by the driver and passed to the INIC for matching with and guiding the fast-path packet to the connection destination 168. For a TTCP/IP message, the driver
10 can create a connection context for the transaction from processing an initial request packet, including locating the message destination 168, and then passing that context to the INIC in the form of a CCB for providing a fast-path for a reply from that destination. A CCB includes connection and state information regarding the protocol layers and packets of the message. Thus a CCB can include source and destination media access
15 control (MAC) addresses, source and destination IP or IPX addresses, source and destination TCP or SPX ports, TCP variables such as timers, receive and transmit windows for sliding window protocols, and information denoting the session layer protocol.

 Caching the CCBs in a hash table in the INIC provides quick comparisons with
20 words summarizing incoming packets to determine whether the packets can be processed via the fast-path 159, while the full CCBs are also held in the INIC for processing. Other ways to accelerate this comparison include software processes such as a B-tree or hardware assists such as a content addressable memory (CAM). When INIC microcode

or comparator circuits detect a match with the CCB, a DMA controller places the data from the packet in the destination 168, without any interrupt by the CPU, protocol processing or copying. Depending upon the type of message received, the destination of the data may be the session, presentation or application layers, or a file buffer cache in the host 152.

FIG. 9 shows an INIC 200 connected to a host 202 that is employed as a file server. This INIC provides a network interface for several network connections employing the 802.3u standard, commonly known as Fast Ethernet. The INIC 200 is connected by a PCI bus 205 to the server 202, which maintains a TCP/IP or SPX/IPX protocol stack including MAC layer 212, network layer 215, transport layer 217 and application layer 220, with a source/destination 222 shown above the application layer, although as mentioned earlier the application layer can be the source or destination. The INIC is also connected to network lines 210, 240, 242 and 244, which are preferably fast Ethernet, twisted pair, fiber optic, coaxial cable or other lines each allowing data transmission of 100 Mb/s, while faster and slower data rates are also possible. Network lines 210, 240, 242 and 244 are each connected to a dedicated row of hardware circuits which can each validate and summarize message packets received from their respective network line. Thus line 210 is connected with a first horizontal row of sequencers 250, line 240 is connected with a second horizontal row of sequencers 260, line 242 is connected with a third horizontal row of sequencers 262 and line 244 is connected with a fourth horizontal row of sequencers 264. After a packet has been validated and summarized by one of the horizontal hardware rows it is stored along with its status summary in storage 270.

A network processor 230 determines, based on that summary and a comparison with any CCBs stored in the INIC 200, whether to send a packet along a slow-path 231 for processing by the host. A large majority of packets can avoid such sequential processing and have their data portions sent by DMA along a fast-path 237 directly to the data destination 222 in the server according to a matching CCB. Similarly, the fast-path 237 provides an avenue to send data directly from the source 222 to any of the network lines by processor 230 division of the data into packets and addition of full headers for network transmission, again minimizing CPU processing and interrupts. For clarity only horizontal sequencer 250 is shown active; in actuality each of the sequencer rows 250, 260, 262 and 264 offers full duplex communication, concurrently with all other sequencer rows. The specialized INIC 200 is much faster at working with message packets than even advanced general-purpose host CPUs that processes those headers sequentially according to the software protocol stack.

One of the most commonly used network protocols for large messages such as file transfers is server message block (SMB) over TCP/IP. SMB can operate in conjunction with redirector software that determines whether a required resource for a particular operation, such as a printer or a disk upon which a file is to be written, resides in or is associated with the host from which the operation was generated or is located at another host connected to the network, such as a file server. SMB and server/redirector are conventionally serviced by the transport layer; in the present invention SMB and redirector can instead be serviced by the INIC. In this case, sending data by the DMA controllers from the INIC buffers when receiving a large SMB transaction may greatly reduce interrupts that the host must handle. Moreover, this DMA generally moves the

data to its final destination in the file system cache. An SMB transmission of the present invention follows essentially the reverse of the above described SMB receive, with data transferred from the host to the INIC and stored in buffers, while the associated protocol headers are prepended to the data in the INIC, for transmission via a network line to a remote host. Processing by the INIC of the multiple packets and multiple TCP, IP, NetBios and SMB protocol layers via custom hardware and without repeated interrupts of the host can greatly increase the speed of transmitting an SMB message to a network line.

As shown in FIG. 10, for controlling whether a given message is processed by the host 202 or by the INIC 200, a message command driver 300 may be installed in host 202 to work in concert with a host protocol stack 310. The command driver 300 can intervene in message reception or transmittal, create CCBs and send or receive CCBs from the INIC 200, so that functioning of the INIC, aside from improved performance, is transparent to a user. Also shown is an INIC memory 304 and an INIC miniport driver 306, which can direct message packets received from network 210 to either the conventional protocol stack 310 or the command protocol stack 300, depending upon whether a packet has been labeled as a fast-path candidate. The conventional protocol stack 310 has a data link layer 312, a network layer 314 and a transport layer 316 for conventional, lower layer processing of messages that are not labeled as fast-path candidates and therefore not processed by the command stack 300. Residing above the lower layer stack 310 is an upper layer 318, which represents a session, presentation and/or application layer, depending upon the message communicated. The command driver 300 similarly has a data link layer 320, a network layer 322 and a transport layer 325.

The driver 300 includes an upper layer interface 330 that determines, for transmission of messages to the network 210, whether a message transmitted from the upper layer 318 is to be processed by the command stack 300 and subsequently the INIC fast-path, or by the conventional stack 310. When the upper layer interface 330 receives an appropriate message from the upper layer 318 that would conventionally be intended for transmission to the network after protocol processing by the protocol stack of the host, the message is passed to driver 300. The INIC then acquires network-sized portions of the message data for that transmission via INIC DMA units, prepends headers to the data portions and sends the resulting message packets down the wire. Conversely, in receiving a TCP, TTCP, SPX or similar message packet from the network 210 to be used in setting up a fast-path connection, miniport driver 306 diverts that message packet to command driver 300 for processing. The driver 300 processes the message packet to create a context for that message, with the driver 302 passing the context and command instructions back to the INIC 200 as a CCB for sending data of subsequent messages for the same connection along a fast-path. Hundreds of TCP, TTCP, SPX or similar CCB connections may be held indefinitely by the INIC, although a least recently used (LRU) algorithm is employed for the case when the INIC cache is full. The driver 300 can also create a connection context for a TTCP request which is passed to the INIC 200 as a CCB, allowing fast-path transmission of a TTCP reply to the request. A message having a protocol that is not accelerated can be processed conventionally by protocol stack 310.

FIG. 11 shows a TCP/IP implementation of command driver software for Microsoft[®] protocol messages. A conventional host protocol stack 350 includes MAC layer 353, IP layer 355 and TCP layer 358. A command driver 360 works in concert with

the host stack 350 to process network messages. The command driver 360 includes a MAC layer 363, an IP layer 366 and an Alacritech TCP (ATCP) layer 373. The conventional stack 350 and command driver 360 share a network driver interface specification (NDIS) layer 375, which interacts with the INIC miniport driver 306. The INIC miniport driver 306 sorts receive indications for processing by either the conventional host stack 350 or the ATCP driver 360. A TDI filter driver and upper layer interface 380 similarly determines whether messages sent from a TDI user 382 to the network are diverted to the command driver and perhaps to the fast-path of the INIC, or processed by the host stack.

FIG. 12 depicts a typical SMB exchange between a client 190 and server 290, both of which have communication devices of the present invention, the communication devices each holding a CCB defining their connection for fast-path movement of data. The client 190 includes INIC 150, 802.3 compliant data link layer 160, IP layer 162, TCP layer 164, NetBios layer 166, and SMB layer 168. The client has a slow-path 157 and fast-path 159 for communication processing. Similarly, the server 290 includes INIC 200, 802.3 compliant data link layer 212, IP layer 215, TCP layer 217, NetBios layer 220, and SMB 222. The server is connected to network lines 240, 242 and 244, as well as line 210 which is connected to client 190. The server also has a slow-path 231 and fast-path 237 for communication processing.

Assuming that the client 190 wishes to read a 100KB file on the server 290, the client may begin by sending a Read Block Raw (RBR) SMB command across network 210 requesting the first 64 KB of that file on the server 290. The RBR command may be only 76 bytes, for example, so the INIC 200 on the server will recognize the message

type (SMB) and relatively small message size, and send the 76 bytes directly via the fast-path to NetBios of the server. NetBios will give the data to SMB, which processes the Read request and fetches the 64KB of data into server data buffers. SMB then calls NetBios to send the data, and NetBios outputs the data for the client. In a conventional host, NetBios would call TCP output and pass 64 KB to TCP, which would divide the data into 1460 byte segments and output each segment via IP and eventually MAC (slow-path 231). In the present case, the 64KB data goes to the ATCP driver along with an indication regarding the client-server SMB connection, which denotes a CCB held by the INIC. The INIC 200 then proceeds to DMA 1460 byte segments from the host buffers, add the appropriate headers for TCP, IP and MAC at one time, and send the completed packets on the network 210 (fast-path 237). The INIC 200 will repeat this until the whole 64KB transfer has been sent. Usually after receiving acknowledgement from the client that the 64KB has been received, the INIC will then send the remaining 36KB also by the fast-path 237.

15 With INIC 150 operating on the client 190 when this reply arrives, the INIC 150 recognizes from the first frame received that this connection is receiving fast-path 159 processing (TCP/IP, NetBios, matching a CCB), and the ATCP may use this first frame to acquire buffer space for the message. This latter case is done by passing the first 128 bytes of the NetBios portion of the frame via the ATCP fast-path directly to the host NetBios; that will give NetBios/SMB all of the frame's headers. NetBios/SMB will analyze these headers, realize by matching with a request ID that this is a reply to the original RawRead connection, and give the ATCP a 64K list of buffers into which to place the data. At this stage only one frame has arrived, although more may arrive while

this processing is occurring. As soon as the client buffer list is given to the ATPC, it passes that transfer information to the INIC 150, and the INIC 150 starts DMAing any frame data that has accumulated into those buffers.

FIG. 13 provides a simplified diagram of the INIC 200, which combines the
5 functions of a network interface controller and a protocol processor in a single ASIC chip 400. The INIC 200 in this embodiment offers a full-duplex, four channel, 10/100-Megabit per second (Mbps) intelligent network interface controller that is designed for high speed protocol processing for server applications. Although designed specifically for server applications, the INIC 200 can be connected to personal computers,
10 workstations, routers or other hosts anywhere that TCP/IP, TTCP/IP or SPX/IPX protocols are being utilized.

The INIC 200 is connected with four network lines 210, 240, 242 and 244, which may transport data along a number of different conduits, such as twisted pair, coaxial cable or optical fiber, each of the connections providing a media independent interface
15 (MII). The lines preferably are 802.3 compliant and in connection with the INIC constitute four complete Ethernet nodes, the INIC supporting 10Base-T, 10Base-T2, 100Base-TX, 100Base-FX and 100Base-T4 as well as future interface standards. Physical layer identification and initialization is accomplished through host driver initialization routines. The connection between the network lines 210, 240, 242 and 244
20 and the INIC 200 is controlled by MAC units MAC-A 402, MAC-B 404, MAC-C 406 and MAC-D 408 which contain logic circuits for performing the basic functions of the MAC sublayer, essentially controlling when the INIC accesses the network lines 210, 240, 242 and 244. The MAC units 402-408 may act in promiscuous, multicast or unicast

modes, allowing the INIC to function as a network monitor, receive broadcast and multicast packets and implement multiple MAC addresses for each node. The MAC units 402-408 also provide statistical information that can be used for simple network management protocol (SNMP).

5 The MAC units 402, 404, 406 and 408 are each connected to a transmit and receive sequencer, XMT & RCV-A 418, XMT & RCV-B 420, XMT & RCV-C 422 and XMT & RCV-D 424, by wires 410, 412, 414 and 416, respectively. Each of the transmit and receive sequencers can perform several protocol processing steps on the fly as message frames pass through that sequencer. In combination with the MAC units, the
10 transmit and receive sequencers 418-422 can compile the packet status for the data link, network, transport, session and, if appropriate, presentation and application layer protocols in hardware, greatly reducing the time for such protocol processing compared to conventional sequential software engines. The transmit and receive sequencers 410-414 are connected, by lines 426, 428, 430 and 432 to an SRAM and DMA controller 444,
15 which includes DMA controllers 438 and SRAM controller 442. Static random access memory (SRAM) buffers 440 are coupled with SRAM controller 442 by line 441. The SRAM and DMA controllers 444 interact across line 446 with external memory control 450 to send and receive frames via external memory bus 455 to and from dynamic random access memory (DRAM) buffers 460, which is located adjacent to the IC chip
20 400. The DRAM buffers 460 may be configured as 4 MB, 8 MB, 16 MB or 32 MB, and may optionally be disposed on the chip. The SRAM and DMA controllers 444 are connected via line 464 to a PCI Bus Interface Unit (BIU) 468, which manages the interface between the INIC 200 and the PCI interface bus 257. The 64-bit, multiplexed

BIU 468 provides a direct interface to the PCI bus 257 for both slave and master functions. The INIC 200 is capable of operating in either a 64-bit or 32-bit PCI environment, while supporting 64-bit addressing in either configuration.

A microprocessor 470 is connected by line 472 to the SRAM and DMA
5 controllers 444, and connected via line 475 to the PCI BIU 468. Microprocessor 470 instructions and register files reside in an on chip control store 480, which includes a writable on-chip control store (WCS) of SRAM and a read only memory (ROM), and is connected to the microprocessor by line 477. The microprocessor 470 offers a programmable state machine which is capable of processing incoming frames, processing
10 host commands, directing network traffic and directing PCI bus traffic. Three processors are implemented using shared hardware in a three level pipelined architecture that launches and completes a single instruction for every clock cycle. A receive processor 482 is dedicated to receiving communications while a transmit processor 484 is dedicated to transmitting communications in order to facilitate full duplex communication, while a
15 utility processor 486 offers various functions including overseeing and controlling PCI register access. The instructions for the three processors 482, 484 and 486 reside in the on-chip control-store 480.

The INIC 200 in this embodiment can support up to 256 CCBs which are maintained in a table in the DRAM 460. There is also, however, a CCB index in hash
20 order in the SRAM 440 to save sequential searching. Once a hash has been generated, the CCB is cached in SRAM, with up to sixteen cached CCBs in SRAM in this example. These cache locations are shared between the transmit 484 and receive 486 processors so that the processor with the heavier load is able to use more cache buffers. There are also

eight header buffers and eight command buffers to be shared between the sequencers. A given header or command buffer is not statically linked to a specific CCB buffer, as the link is dynamic on a per-frame basis.

FIG. 14 shows an overview of the pipelined microprocessor 470, in which
5 instructions for the receive, transmit and utility processors are executed in three distinct phases according to Clock increments I, II and III, the phases corresponding to each of the pipeline stages. Each phase is responsible for different functions, and each of the three processors occupies a different phase during each Clock increment. Each processor usually operates upon a different instruction stream from the control store 480, and each
10 carries its own program counter and status through each of the phases.

In general, a first instruction phase 500 of the pipelined microprocessors completes an instruction and stores the result in a destination operand, fetches the next instruction, and stores that next instruction in an instruction register. A first register set 490 provides a number of registers including the instruction register, and a set of controls
15 492 for first register set provides the controls for storage to the first register set 490. Some items pass through the first phase without modification by the controls 492, and instead are simply copied into the first register set 490 or a RAM file register 533. A second instruction phase 560 has an instruction decoder and operand multiplexer 498 that generally decodes the instruction that was stored in the instruction register of the first
20 register set 490 and gathers any operands which have been generated, which are then stored in a decode register of a second register set 496. The first register set 490, second register set 496 and a third register set 501, which is employed in a third instruction phase 600, include many of the same registers, as will be seen in the more detailed views of

FIGs. 15 A-C. The instruction decoder and operand multiplexer 498 can read from two address and data ports of the RAM file register 533, which operates in both the first phase 500 and second phase 560. A third phase 600 of the processor 470 has an arithmetic logic unit (ALU) 602 which generally performs any ALU operations on the operands
5 from the second register set, storing the results in a results register included in the third register set 501. A stack exchange 608 can reorder register stacks, and a queue manager 503 can arrange queues for the processor 470, the results of which are stored in the third register set.

The instructions continue with the first phase then following the third phase, as
10 depicted by a circular pipeline 505. Note that various functions have been distributed across the three phases of the instruction execution in order to minimize the combinatorial delays within any given phase. With a frequency in this embodiment of 66 Megahertz, each Clock increment takes 15 nanoseconds to complete, for a total of 45 nanoseconds to complete one instruction for each of the three processors. The instruction
15 phases are depicted in more detail in FIGs. 15A-C, in which each phase is shown in a different figure.

More particularly, FIG. 15A shows some specific hardware functions of the first phase 500, which generally includes the first register set 490 and related controls 492. The controls for the first register set 492 includes an SRAM control 502, which is a
20 logical control for loading address and write data into SRAM address and data registers 520. Thus the output of the ALU 602 from the third phase 600 may be placed by SRAM control 502 into an address register or data register of SRAM address and data registers 520. A load control 504 similarly provides controls for writing a context for a file to file

context register 522, and another load control 506 provides controls for storing a variety of miscellaneous data to flip-flop registers 525. ALU condition codes, such as whether a carried bit is set, get clocked into ALU condition codes register 528 without an operation performed in the first phase 500. Flag decodes 508 can perform various functions, such as setting locks, that get stored in flag registers 530.

The RAM file register 533 has a single write port for addresses and data and two read ports for addresses and data, so that more than one register can be read from at one time. As noted above, the RAM file register 533 essentially straddles the first and second phases, as it is written in the first phase 500 and read from in the second phase 560. A control store instruction 510 allows the reprogramming of the processors due to new data in from the control store 480, not shown in this figure, the instructions stored in an instruction register 535. The address for this is generated in a fetch control register 511, which determines which address to fetch, the address stored in fetch address register 538. Load control 515 provides instructions for a program counter 540, which operates much like the fetch address for the control store. A last-in first-out stack 544 of three registers is copied to the first register set without undergoing other operations in this phase. Finally, a load control 517 for a debug address 548 is optionally included, which allows correction of errors that may occur.

FIG. 15B depicts the second microprocessor phase 560, which includes reading addresses and data out of the RAM file register 533. A scratch SRAM 565 is written from SRAM address and data register 520 of the first register set, which includes a register that passes through the first two phases to be incremented in the third. The scratch SRAM 565 is read by the instruction decoder and operand multiplexer 498, as are

most of the registers from the first register set, with the exception of the stack 544, debug address 548 and SRAM address and data register mentioned above. The instruction decoder and operand multiplexer 498 looks at the various registers of set 490 and SRAM 565, decodes the instructions and gathers the operands for operation in the next phase, in particular determining the operands to provide to the ALU 602 below. The outcome of the instruction decoder and operand multiplexer 498 is stored to a number of registers in the second register set 496, including ALU operands 579 and 582, ALU condition code register 580, and a queue channel and command 587 register, which in this embodiment can control thirty-two queues. Several of the registers in set 496 are loaded fairly directly from the instruction register 535 above without substantial decoding by the decoder 498, including a program control 590, a literal field 589, a test select 584 and a flag select 585. Other registers such as the file context 522 of the first phase 500 are always stored in a file context 577 of the second phase 560, but may also be treated as an operand that is gathered by the multiplexer 572. The stack registers 544 are simply copied in stack register 594. The program counter 540 is incremented 568 in this phase and stored in register 592. Also incremented 570 is the optional debug address 548, and a load control 575 may be fed from the pipeline 505 at this point in order to allow error control in each phase, the result stored in debug address 598.

FIG. 15C depicts the third microprocessor phase 600, which includes ALU and queue operations. The ALU 602 includes an adder, priority encoders and other standard logic functions. Results of the ALU are stored in registers ALU output 618, ALU condition codes 620 and destination operand results 622. A file context register 616, flag select register 626 and literal field register 630 are simply copied from the previous phase

560. A test multiplexer 604 is provided to determine whether a conditional jump results in a jump, with the results stored in a test results register 624. The test multiplexer 604 may instead be performed in the first phase 500 along with similar decisions such as fetch control 511. A stack exchange 608 shifts a stack up or down by fetching a program counter from stack 594 or putting a program counter onto that stack, results of which are stored in program control 634, program counter 638 and stack 640 registers. The SRAM address may optionally be incremented in this phase 600. Another load control 610 for another debug address 642 may be forced from the pipeline 505 at this point in order to allow error control in this phase also. A queue RAM and queue ALU 606 reads from the queue channel and command register 587, stores in SRAM and rearranges queues, adding or removing data and pointers as needed to manage the queues of data, sending results to the test multiplexer 604 and a queue flags and queue address register 628. Thus the queue RAM and ALU 606 assumes the duties of managing queues for the three processors, a task conventionally performed sequentially by software on a CPU, the queue manager 606 instead providing accelerated and substantially parallel hardware queuing.

The above-described system for protocol processing of data communication results in dramatic reductions in the time required for processing large, connection-based messages. Protocol processing speed is tremendously accelerated by specially designed protocol processing hardware as compared with a general purpose CPU running conventional protocol software, and interrupts to the host CPU are also substantially reduced. These advantages can be provided to an existing host by addition of an intelligent network interface card (INIC), or the protocol processing hardware may be

integrated with the CPU. In either case, the protocol processing hardware and CPU intelligently decide which device processes a given message, and can change the allocation of that processing based upon conditions of the message.

Claims

1. A method for network communication by a host computer having a network interface that is connected to the host by an input/output bus, the method comprising:
 - running, on the host computer, a protocol processing stack including an Internet Protocol (IP) layer and a Transmission Control Protocol (TCP) layer, with an application layer running above the TCP layer;
 - initializing, by the host computer, a TCP connection that is defined by source and destination IP addresses and source and destination TCP ports;
 - receiving, by the network interface, first and second packets, wherein the first packet has a first TCP header and contains first payload data for the application, and the second packet has a second TCP header and contains second payload data for the application;
 - checking, by the network interface, whether the packets have certain exception conditions, including checking whether the packets are IP fragmented, checking whether the packets have a FIN flag set, and checking whether the packets are out of order;
 - if the first packet has any of the exception conditions, then protocol processing the first TCP header by the protocol processing stack;
 - if the second packet has any of the exception conditions, then protocol processing the second TCP header by the protocol processing stack;
 - if the packets do not have any of the exception conditions, then bypassing host protocol processing of the TCP headers and storing the first payload data and the second payload data together in a buffer of the host computer, such that the payload data

is stored in the buffer in order and without any TCP header stored between the first payload data and the second payload data.

2. The method of claim 1, including allocating the buffer by the application, prior to storing the first payload data and the second payload data together in the buffer.

3. The method of claim 1, wherein storing the first payload data and the second payload data together in a buffer of the host computer is performed by a direct memory access (DMA) unit of the network interface.

4. The method of claim 1, including accumulating the payload data in a memory on the network interface, such that the payload data is stored in the memory in order and without any TCP header stored between the first payload data and the second payload data, prior to storing the first payload data and the second payload data together in the buffer.

5. The method of claim 1, including sending an identification of the TCP connection from the host computer to the network interface, the identification including the source and destination IP addresses and source and destination TCP ports that define the TCP connection, prior to checking whether the packets have certain exception conditions.

6. The method of claim 1, including comparing, by the network interface, the IP addresses and TCP ports of the packets with the source and destination IP addresses and source and destination TCP ports that define the TCP connection.

7. The method of claim 1, wherein checking whether the packets have certain exception conditions includes checking whether the packets have a RST flag set.

8. The method of claim 1, wherein checking whether the packets have certain exception conditions includes checking whether the packets have a SYN flag set.

9. A method for network communication by a host computer having a network interface that is connected to the host by an input/output bus, the method comprising:

receiving, by the network interface, a first packet having a header including source and destination Internet Protocol (IP) addresses and source and destination Transmission Control Protocol (TCP) ports;

protocol processing, by the host computer, the first packet, thereby initializing a TCP connection that is defined by the source and destination IP addresses and source and destination TCP ports;

receiving, by the network interface, a second packet having a second header and payload data, wherein the second header has IP addresses and TCP ports that match the IP addresses and TCP ports of the TCP connection;

receiving, by the network interface, a third packet having a third header and additional payload data, wherein the third header has IP addresses and TCP ports that match the IP addresses and TCP ports of the TCP connection;

checking, by the network interface, whether the second and third packets have certain exception conditions, including checking whether the packets are IP fragmented, checking whether the packets have a FIN flag set, and checking whether the packets are out of order;

if the second packet has any of the exception conditions, then protocol processing the second packet by the host computer;

if the third packet has any of the exception conditions, then protocol processing the third packet by the host computer;

if the second and third packets do not have any of the exception conditions, then storing the payload data of the second and third packets together in a buffer of the host computer, such that the payload data is stored in the buffer in order and without any TCP header stored between the payload data of the second and third packets.

10. The method of claim 9, including allocating the buffer by an application running on the host computer, prior to storing the payload data of the second and third packets together in the buffer.

11. The method of claim 9, wherein storing the payload data of the second and third packets together in a buffer of the host computer is performed by a direct memory access (DMA) unit of the network interface.

12. The method of claim 9, including accumulating the payload data of the second and third packets in a memory on the network interface, such that the payload data of the second and third packets is stored in the memory in order and without any TCP header stored between the payload data of the second and third packets, prior to storing the payload data of the second and third packets together in the buffer.

13. The method of claim 9, including sending an identification of the TCP connection from the host computer to the network interface, the identification including the source and destination IP addresses and source and destination TCP ports that define the TCP connection, prior to checking whether the second and third packets have certain exception conditions.

14. The method of claim 9, including comparing, by the network interface, the IP addresses and TCP ports of the second and third packets with the source and destination IP addresses and source and destination TCP ports that define the TCP connection.

15. The method of claim 9, wherein checking whether the second and third packets have certain exception conditions includes checking whether the packets have a RST flag set.

16. The method of claim 9, wherein checking whether the second and third packets have certain exception conditions includes checking whether the packets have a SYN flag set.

17. An apparatus for network communication, the apparatus comprising:

a host computer running a protocol stack including an Internet Protocol (IP) layer and a Transmission Control Protocol (TCP) layer, the protocol stack adapted to establish a TCP connection for an application layer running above the TCP layer, the TCP connection being defined by source and destination IP addresses and source and destination TCP ports;

a network interface that is connected to the host computer by an input/output bus, the network interface adapted to parse the headers of received packets to determine whether the headers have the IP addresses and TCP ports that define the TCP connection and to check whether the packets have certain exception conditions, including whether the packets are IP fragmented, have a FIN flag set, or are out of order, the network interface having logic that directs any of the received packets that have the exception conditions to the protocol stack for processing, and directs the received packets that do not have any of the exception conditions to have their headers removed and their payload data stored together in a buffer of the host computer, such that the payload data is stored in the buffer in order and without any TCP header stored between the payload data that came from different packets of the received packets.

18. The apparatus of claim 17, wherein the buffer is controlled by the application.

19. The apparatus of claim 17, wherein the network interface includes a direct memory access (DMA) unit that is adapted to store the payload data in the buffer.

20. The apparatus of claim 17, wherein the network interface includes a memory that is adapted to accumulate the payload data without any TCP header stored between the payload data that came from different packets of the received packets.

21. The apparatus of claim 17, wherein the exception conditions include having a RST flag set.

22. The apparatus of claim 17, wherein the exception conditions include having a SYN flag set.

Abstract of the Disclosure

A system for protocol processing in a computer network has an intelligent network interface card (INIC) or communication processing device (CPD) associated with a host computer. The INIC or CPD provides a fast-path that avoids host protocol processing for most large multipacket messages, greatly accelerating data communication. The INIC or CPD also assists the host for those message packets that are chosen for processing by host software layers. A communication control block (CCB) for a message is defined that allows DMA controllers of the INIC to move data, free of headers, directly to or from a destination or source in the host. The CCB can be passed back to the host for message processing by the host. The INIC or CPD contains hardware circuits configured for protocol processing that can perform that specific task faster than the host CPU. One embodiment includes a processor providing transmit, receive and management processing, with full duplex communication for four fast Ethernet nodes.

15

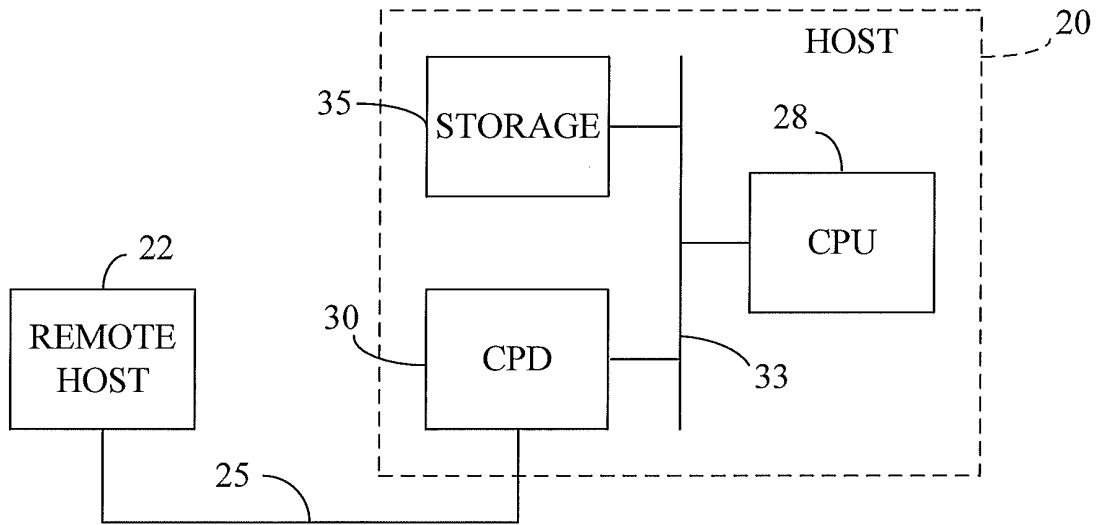


FIG. 1

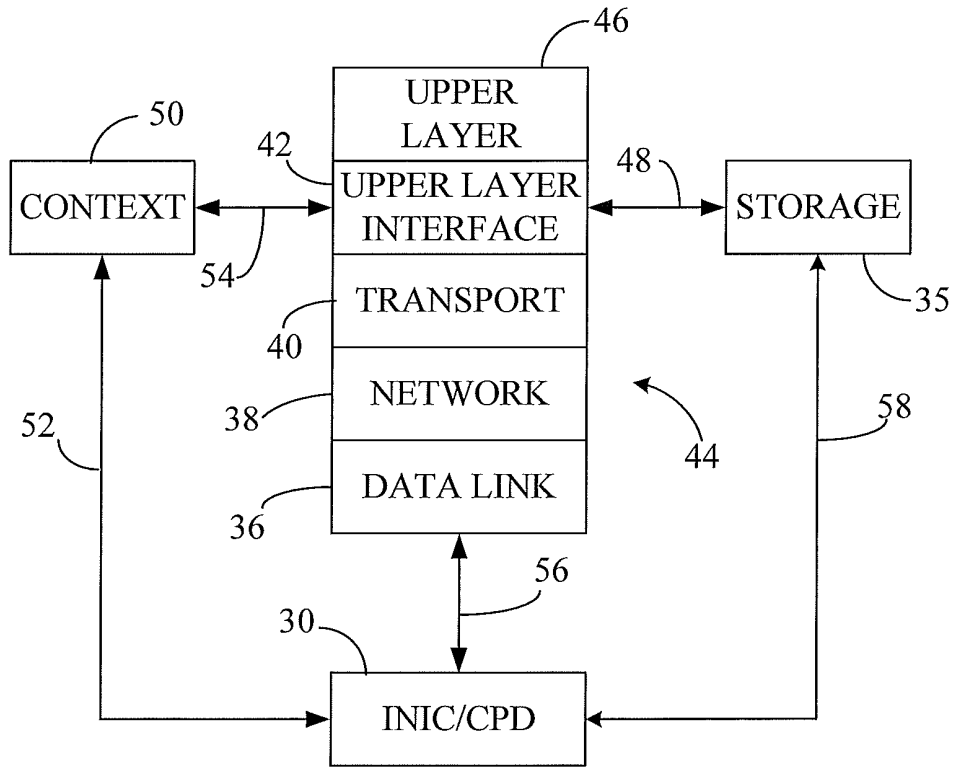


FIG. 2

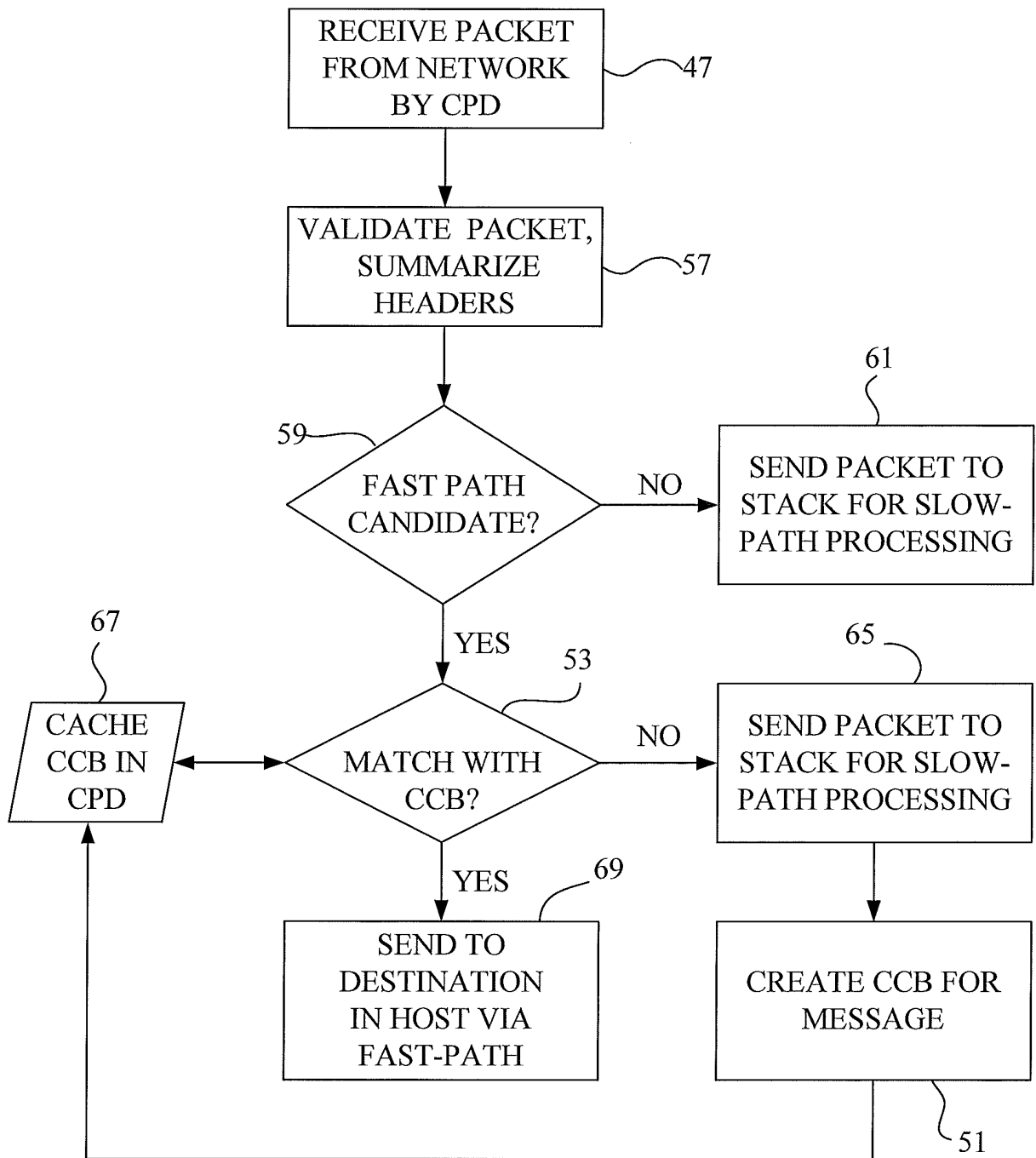


FIG. 3

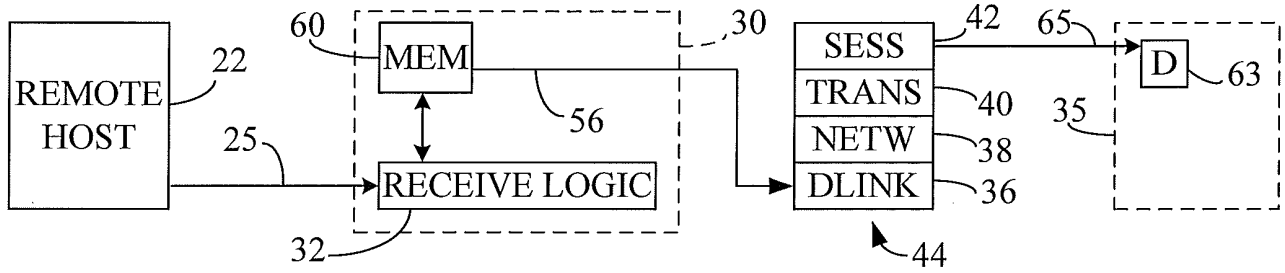


FIG. 4A

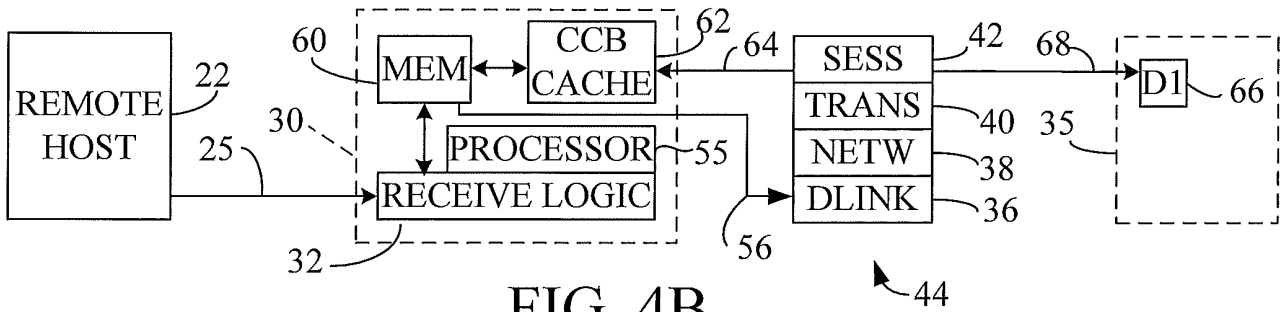


FIG. 4B

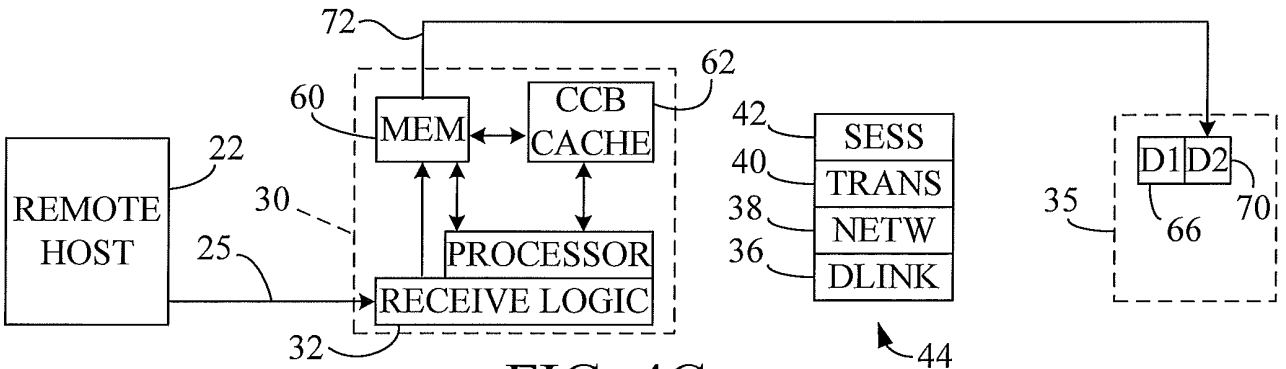


FIG. 4C

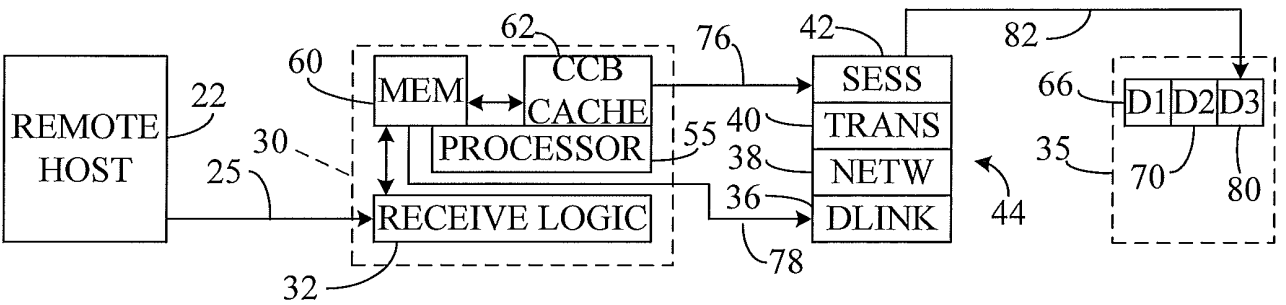


FIG. 4D

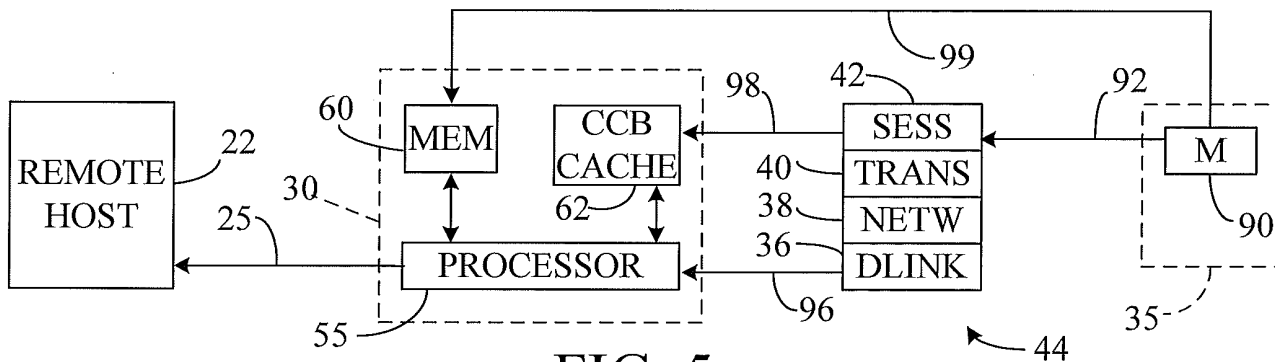


FIG. 5

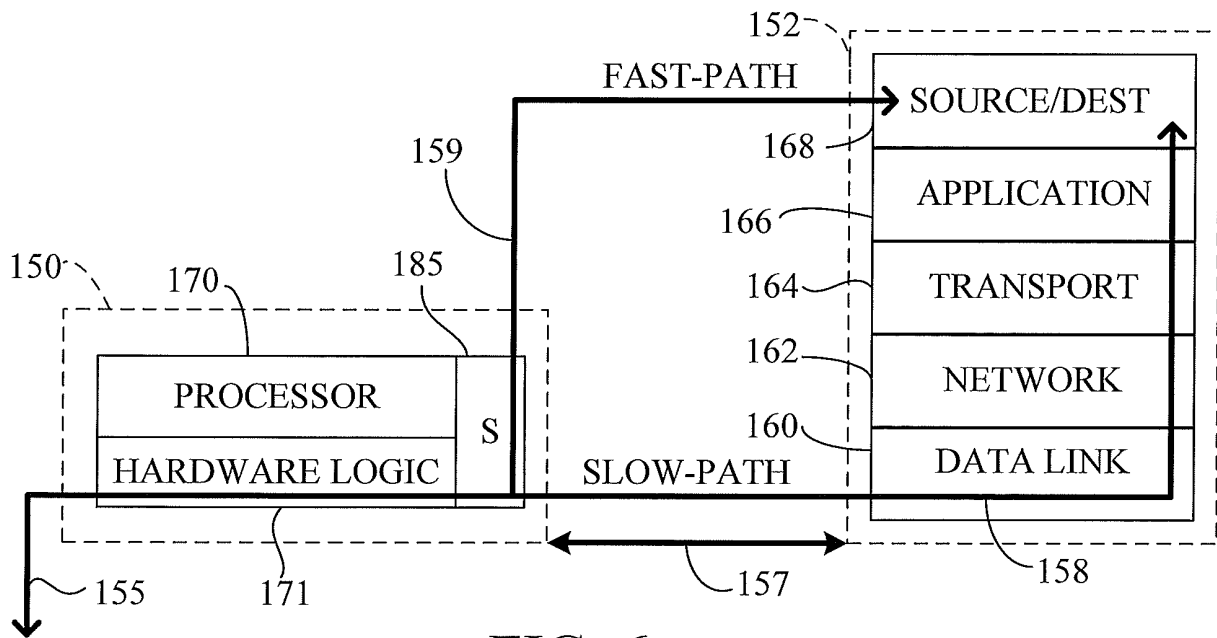


FIG. 6

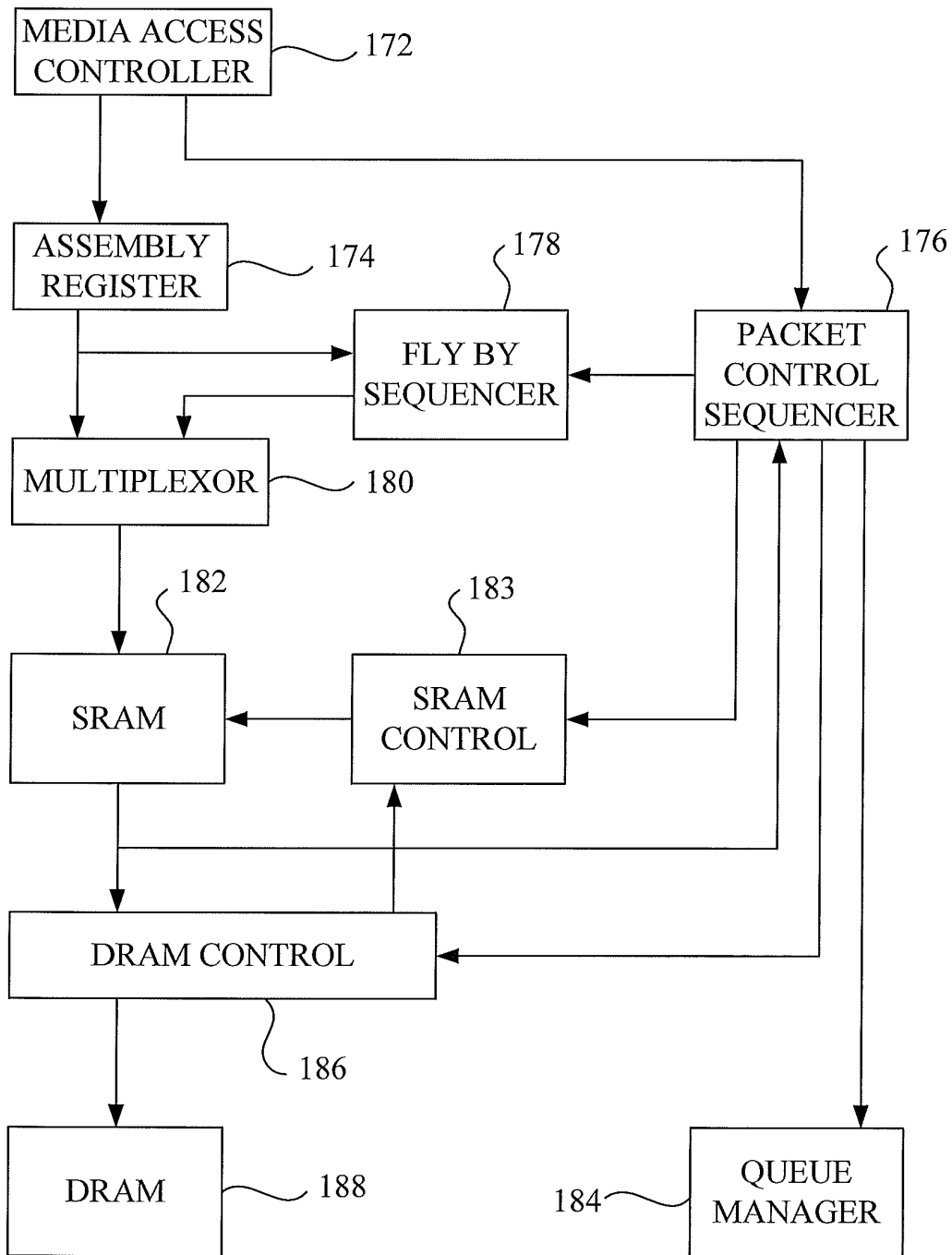


FIG. 7

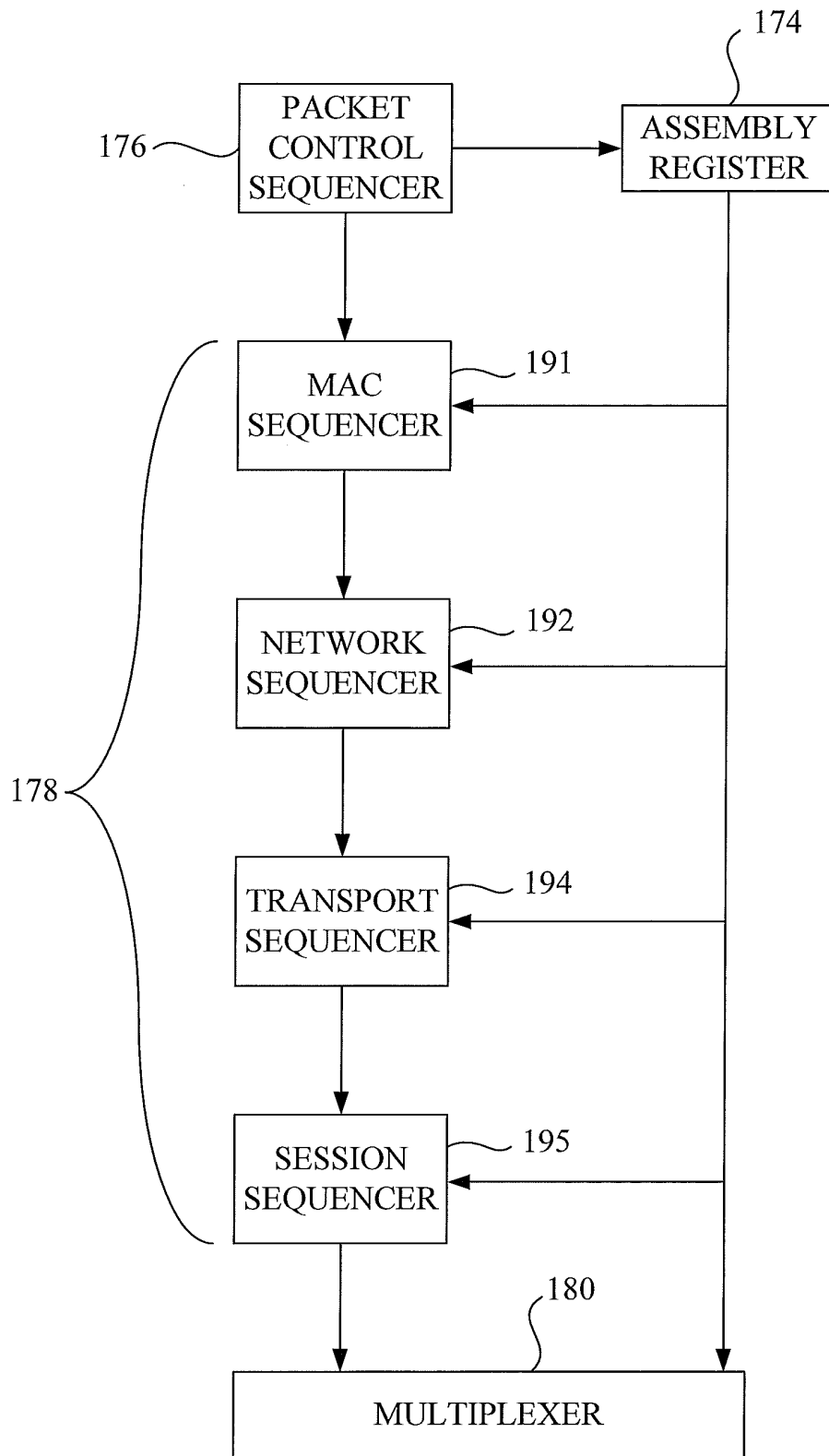


FIG. 8

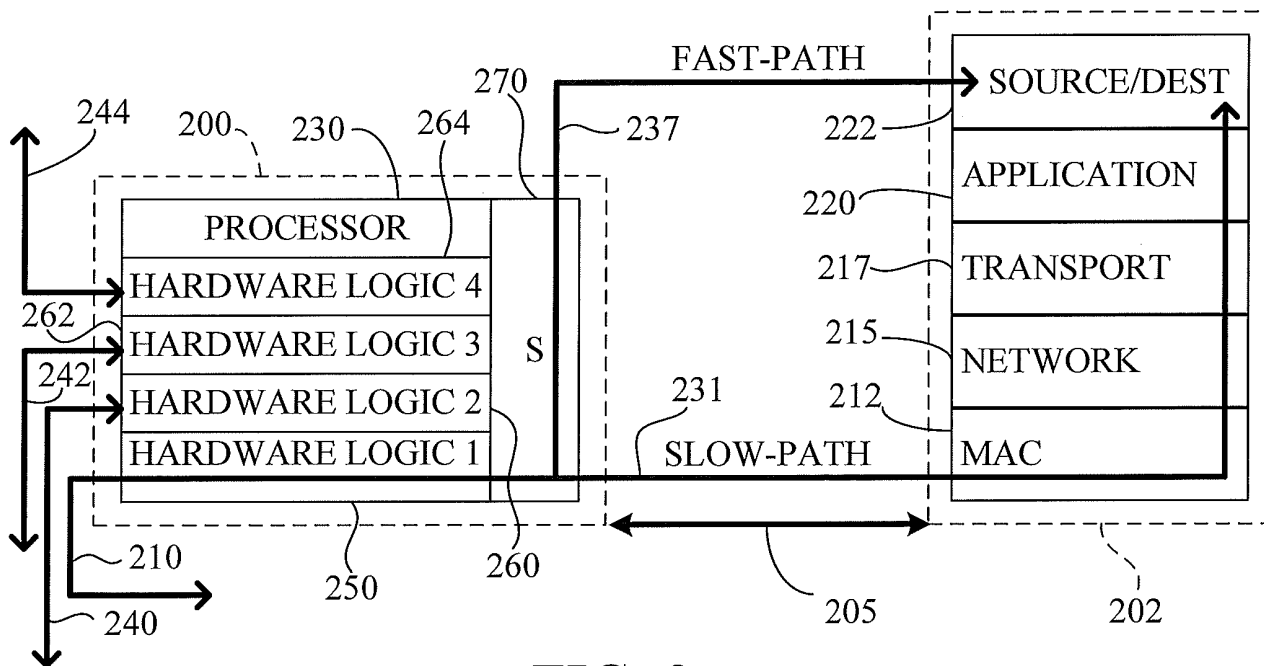


FIG. 9

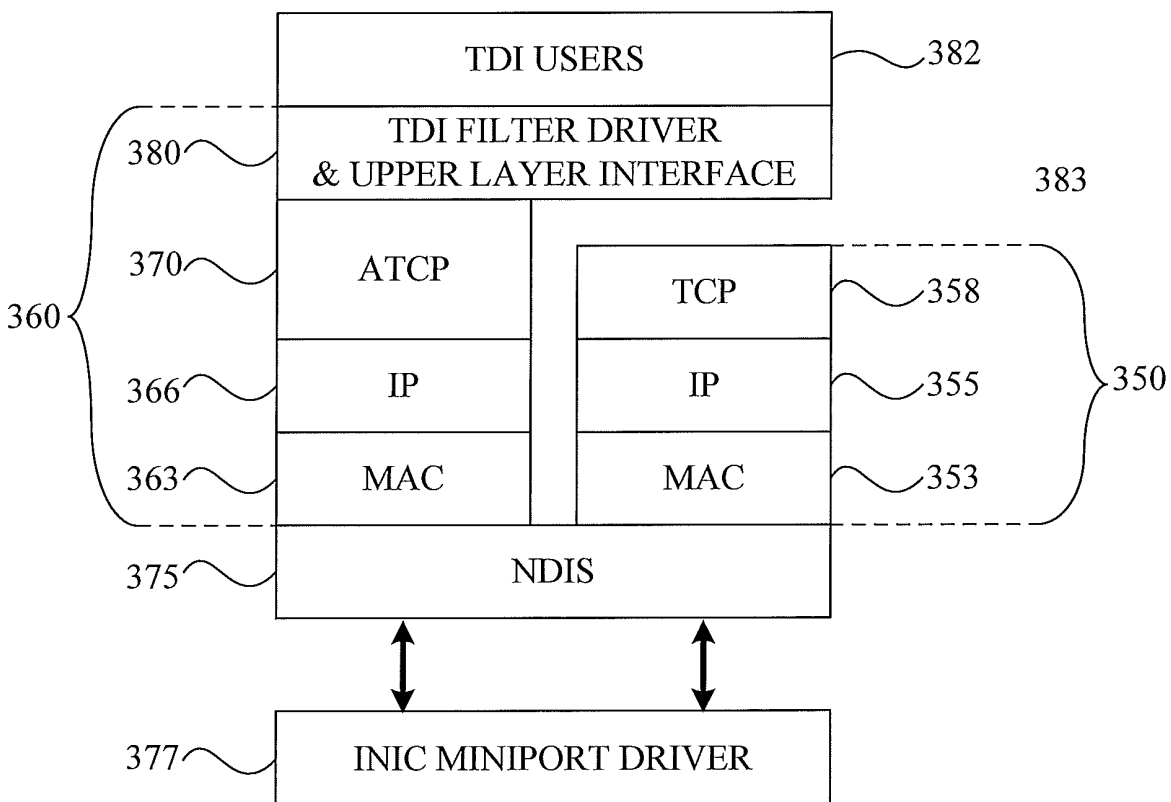


FIG. 11

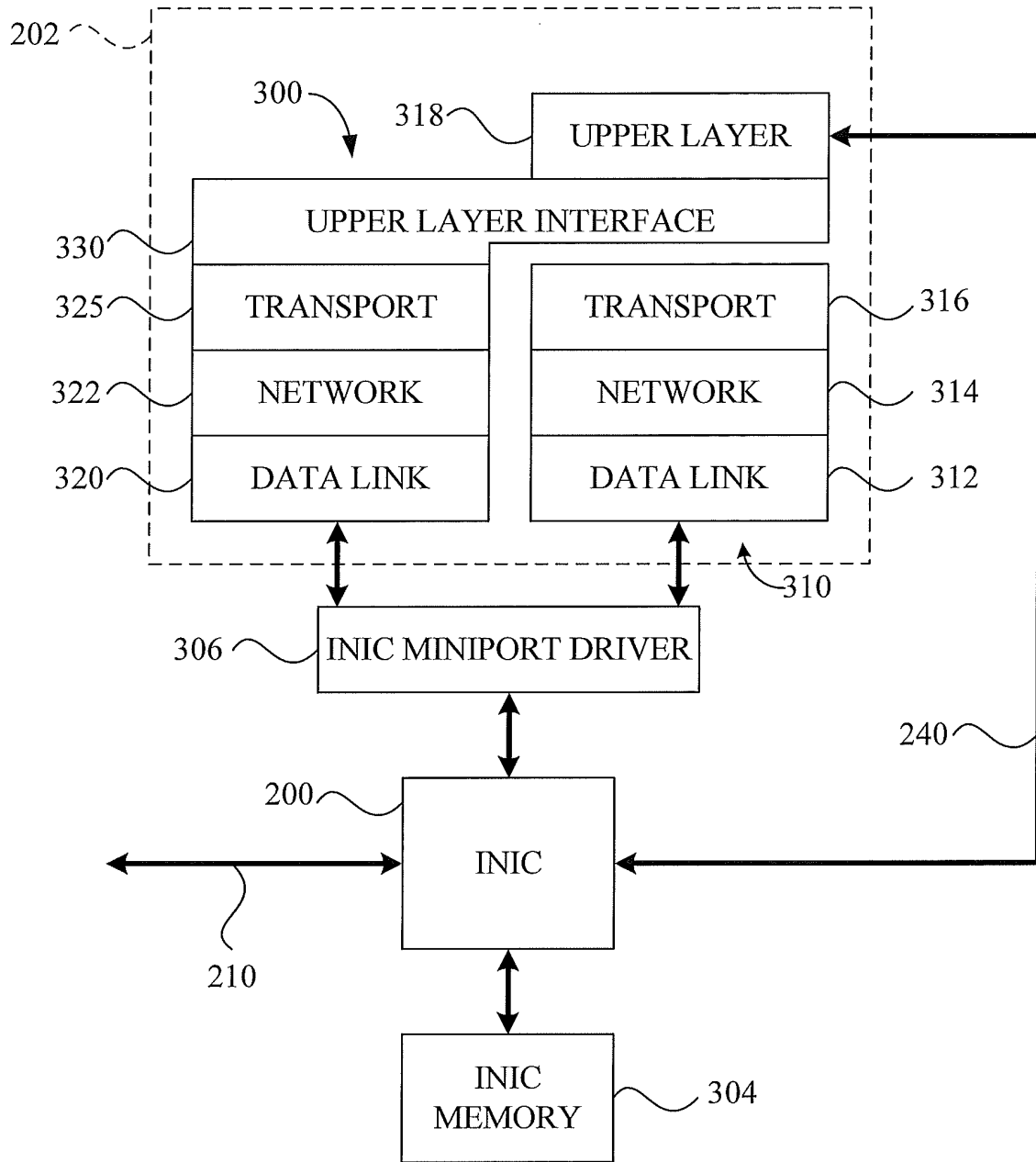


FIG. 10

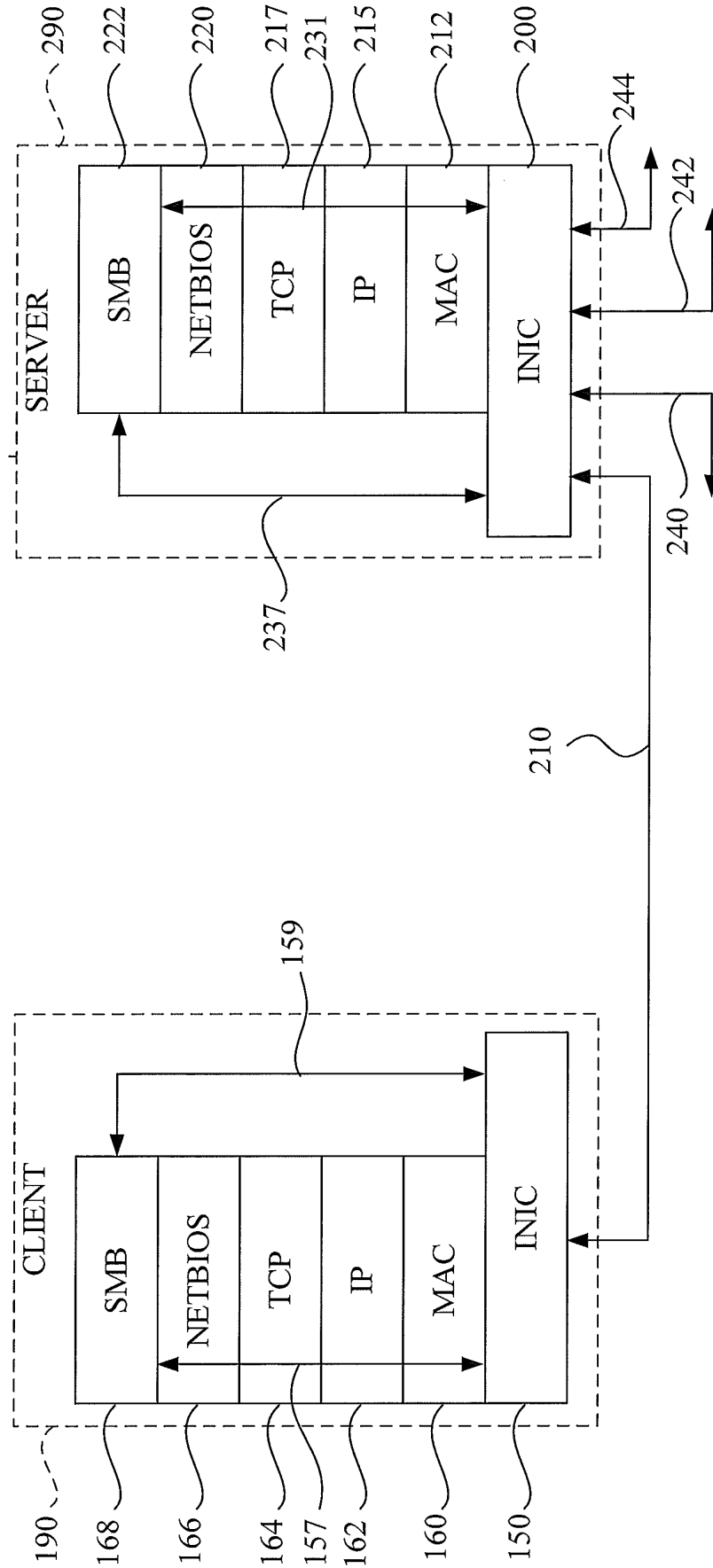


FIG. 12

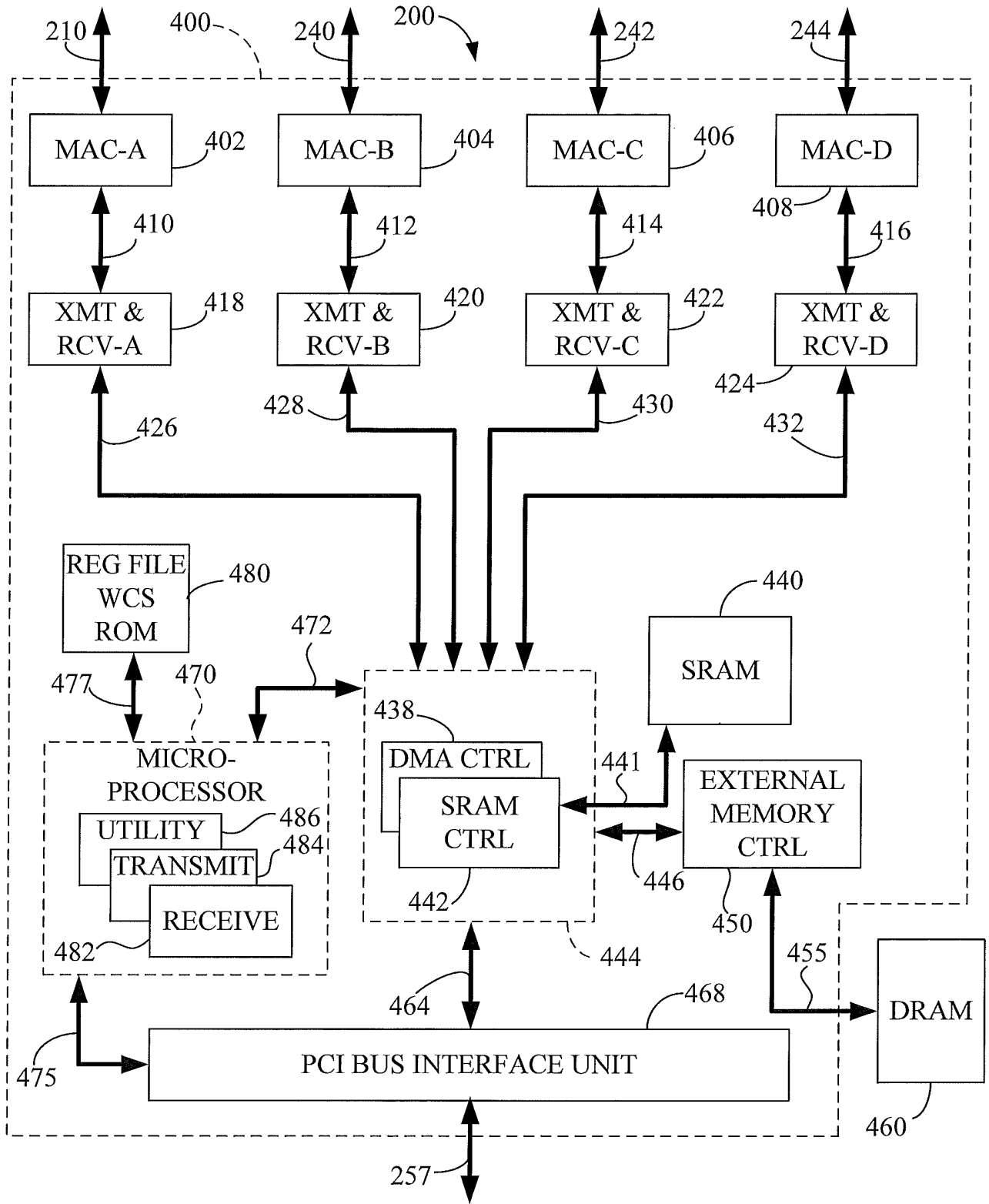


FIG. 13

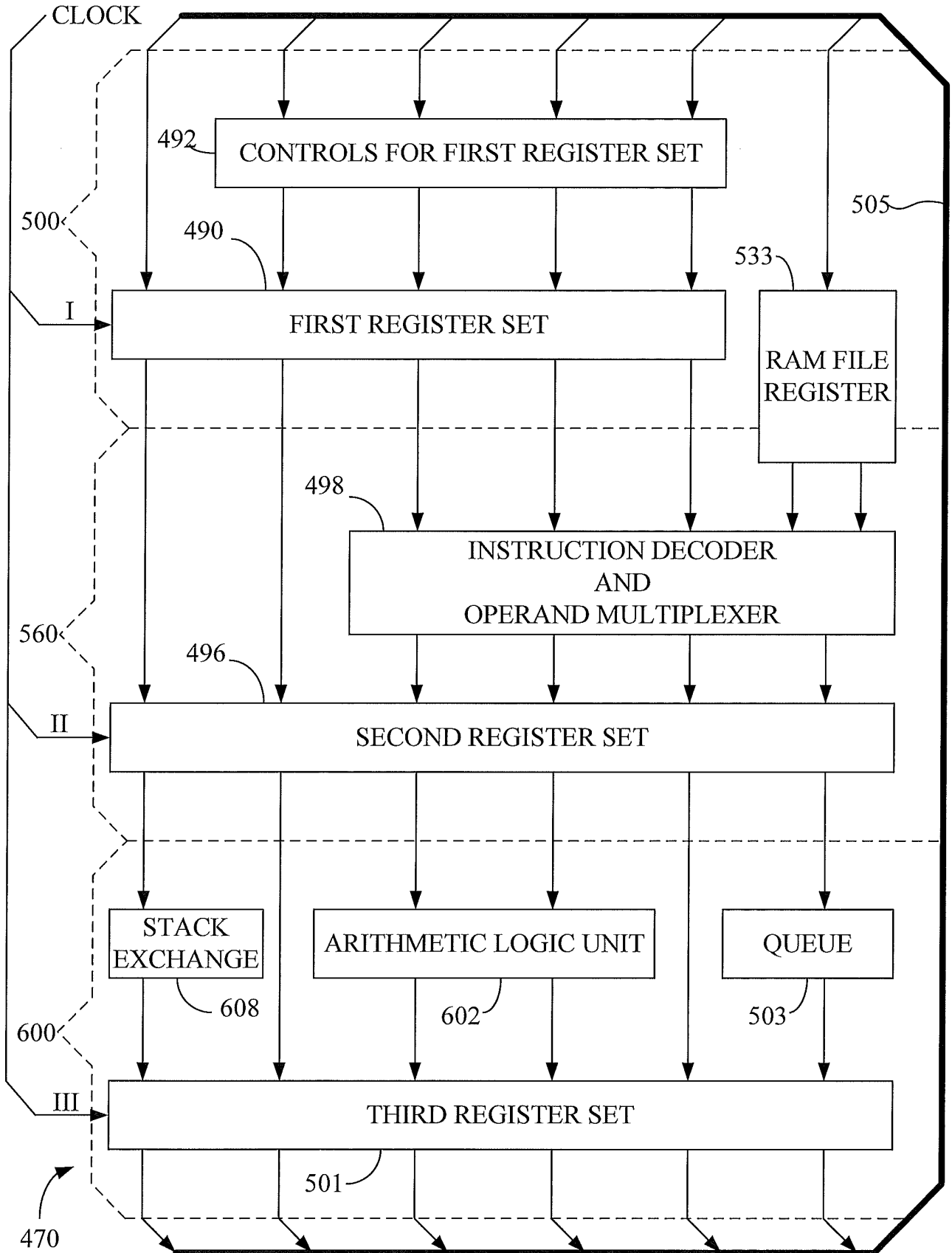


FIG. 14

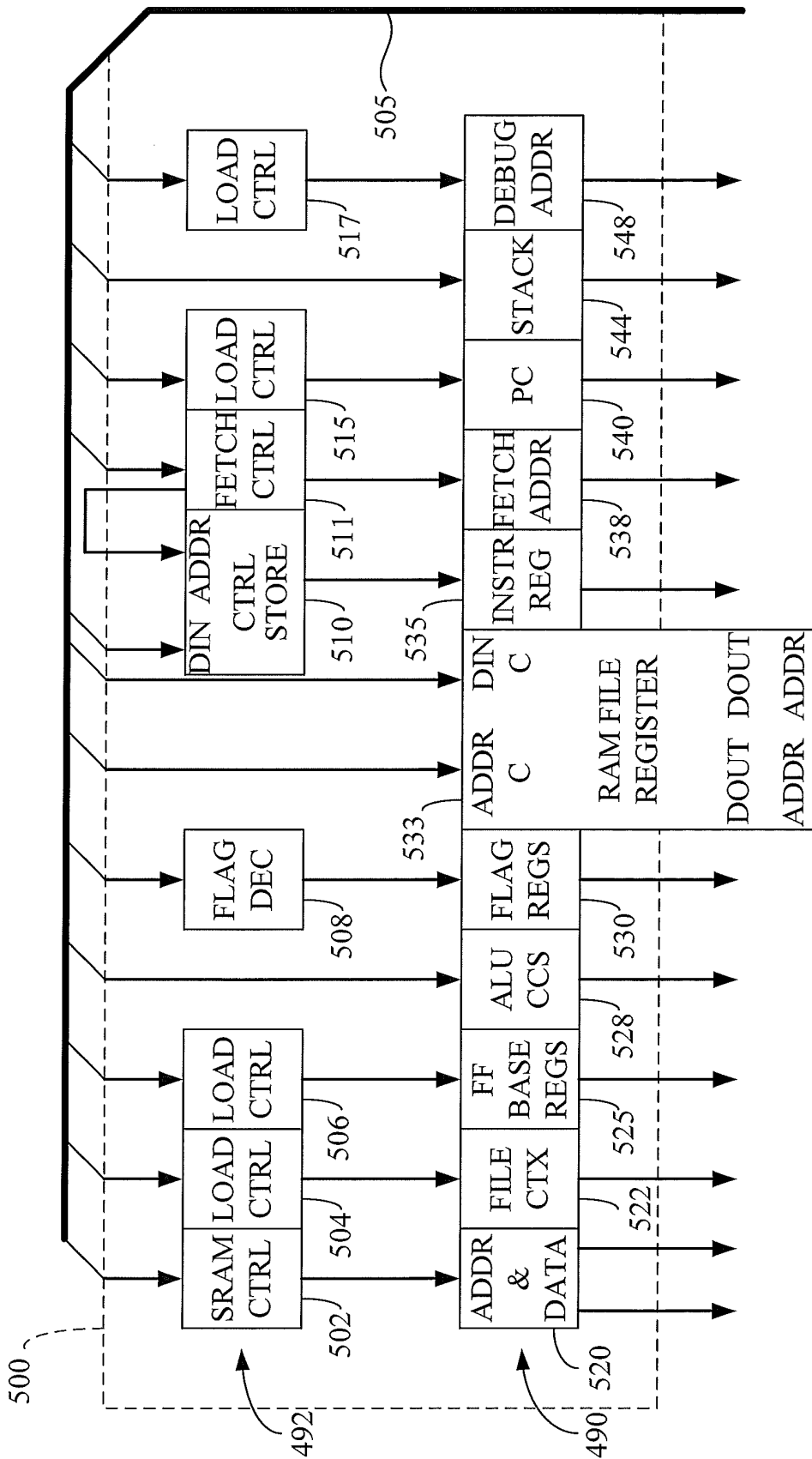


FIG. 15A

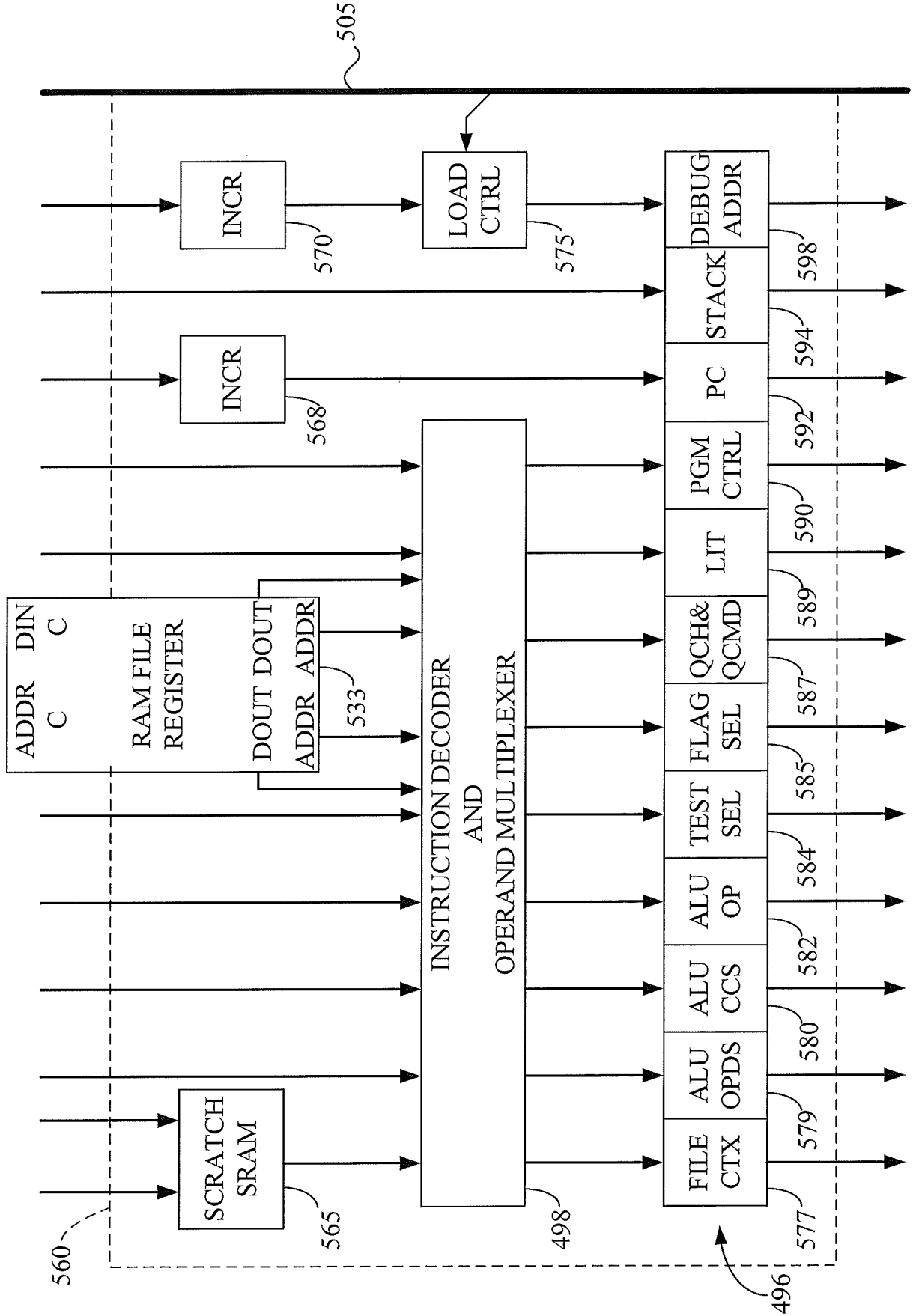


FIG. 15B

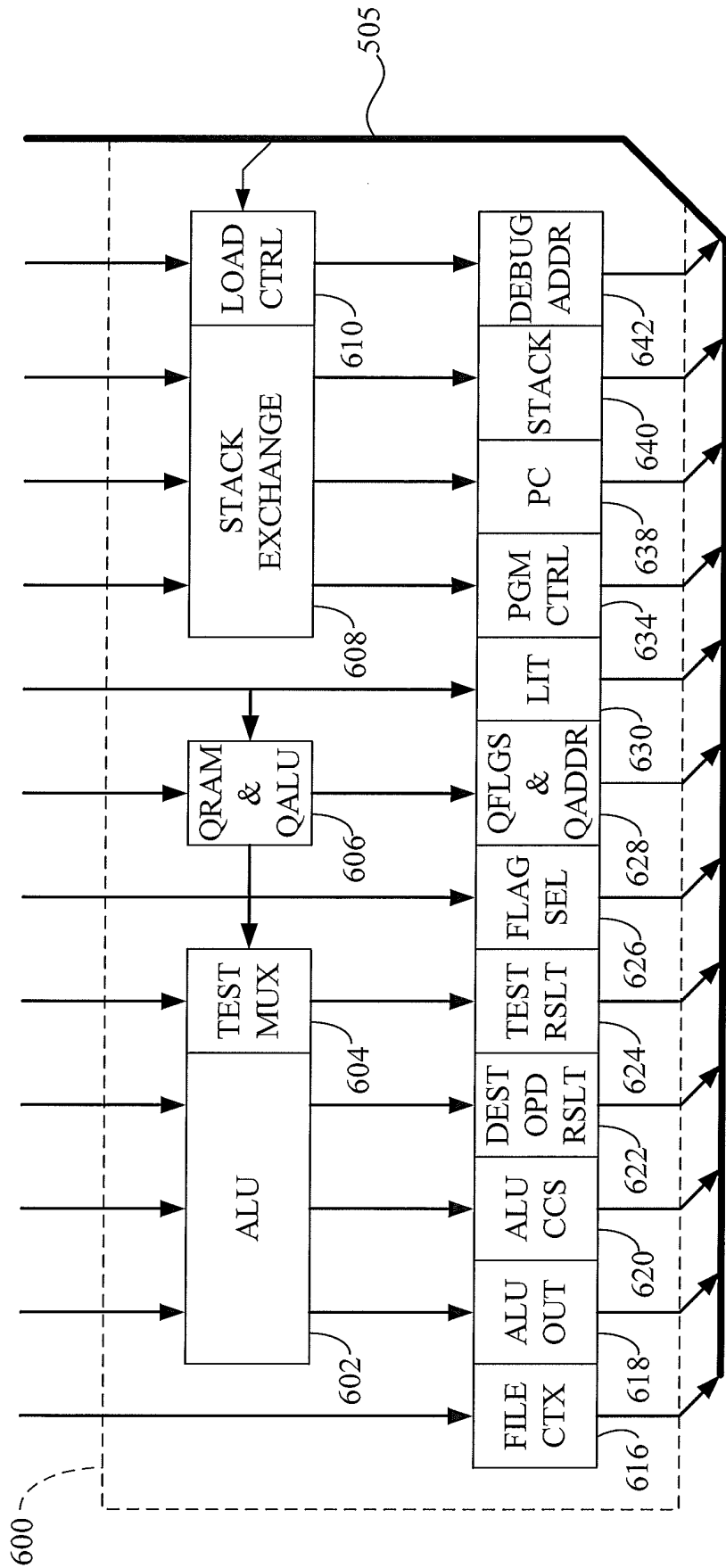


FIG. 15C

Electronic Patent Application Fee Transmittal

Application Number:	
Filing Date:	
Title of Invention:	INTELLIGENT NETWORK INTERFACE SYSTEM AND METHOD FOR ACCELERATED PROTOCOL PROCESSING
First Named Inventor/Applicant Name:	Laurence B. Boucher
Filer:	Mark Alan Lauer
Attorney Docket Number:	ALA-002B

Filed as Large Entity

Utility under 35 USC 111(a) Filing Fees

Description	Fee Code	Quantity	Amount	Sub-Total in USD(\$)
Basic Filing:				
Utility application filing	1011	1	280	280
Utility Search Fee	1111	1	600	600
Utility Examination Fee	1311	1	720	720

Pages:

Claims:

Claims in Excess of 20	1202	2	80	160
------------------------	------	---	----	-----

Miscellaneous-Filing:

Petition:

Description	Fee Code	Quantity	Amount	Sub-Total in USD(\$)
Patent-Appeals-and-Interference:				
Post-Allowance-and-Post-Issuance:				
Extension-of-Time:				
Miscellaneous:				
Total in USD (\$)				1760

Electronic Acknowledgement Receipt

EFS ID:	16969443
Application Number:	14038297
International Application Number:	
Confirmation Number:	9829
Title of Invention:	INTELLIGENT NETWORK INTERFACE SYSTEM AND METHOD FOR ACCELERATED PROTOCOL PROCESSING
First Named Inventor/Applicant Name:	Laurence B. Boucher
Customer Number:	24501
Filer:	Mark Alan Lauer
Filer Authorized By:	
Attorney Docket Number:	ALA-002B
Receipt Date:	26-SEP-2013
Filing Date:	
Time Stamp:	17:04:50
Application Type:	Utility under 35 USC 111(a)

Payment information:

Submitted with Payment	yes
Payment Type	Credit Card
Payment was successfully received in RAM	\$1760
RAM confirmation Number	4856
Deposit Account	
Authorized User	

File Listing:

Document Number	Document Description	File Name	File Size(Bytes)/ Message Digest	Multi Part /.zip	Pages (if appl.)
-----------------	----------------------	-----------	-------------------------------------	------------------	------------------

1	Application Data Sheet	aia0014_Application_Data_Sheet_ALA-002B.pdf	1510457 4131f0523886d75c4c8e75565d64618eefd4cba6	no	8
Warnings:					
Information:					
2	Specification	Specification_and_Claims_ALA-002B.pdf	4028353 078974fbc7e8961a1e2e8cdd7112b33794e5dc7a	no	47
Warnings:					
Information:					
3	Drawings-only black and white line drawings	Drawings_ALA-002B.pdf	919871 46d1e3b43370f8791a61b3ef98b63a7c1198ed5	no	14
Warnings:					
Information:					
4	Fee Worksheet (SB06)	fee-info.pdf	36668 af7c83da7f21223ce09506c8c1cbd7a50d7ac6e1	no	2
Warnings:					
Information:					
Total Files Size (in bytes):			6495349		
<p>This Acknowledgement Receipt evidences receipt on the noted date by the USPTO of the indicated documents, characterized by the applicant, and including page counts, where applicable. It serves as evidence of receipt similar to a Post Card, as described in MPEP 503.</p> <p><u>New Applications Under 35 U.S.C. 111</u> If a new application is being filed and the application includes the necessary components for a filing date (see 37 CFR 1.53(b)-(d) and MPEP 506), a Filing Receipt (37 CFR 1.54) will be issued in due course and the date shown on this Acknowledgement Receipt will establish the filing date of the application.</p> <p><u>National Stage of an International Application under 35 U.S.C. 371</u> If a timely submission to enter the national stage of an international application is compliant with the conditions of 35 U.S.C. 371 and other applicable requirements a Form PCT/DO/EO/903 indicating acceptance of the application as a national stage submission under 35 U.S.C. 371 will be issued in addition to the Filing Receipt, in due course.</p> <p><u>New International Application Filed with the USPTO as a Receiving Office</u> If a new international application is being filed and the international application includes the necessary components for an international filing date (see PCT Article 11 and MPEP 1810), a Notification of the International Application Number and of the International Filing Date (Form PCT/RO/105) will be issued in due course, subject to prescriptions concerning national security, and the date shown on this Acknowledgement Receipt will establish the international filing date of the application.</p>					

2	Oath or Declaration filed	aia0008_Declaration_ALA-002B _Philbrick.pdf	770897 a1b5522dccc56b71c01e4bf713359362e48b b6d9a	no	3
Warnings:					
Information:					
Total Files Size (in bytes):			832373		
<p>This Acknowledgement Receipt evidences receipt on the noted date by the USPTO of the indicated documents, characterized by the applicant, and including page counts, where applicable. It serves as evidence of receipt similar to a Post Card, as described in MPEP 503.</p> <p><u>New Applications Under 35 U.S.C. 111</u> If a new application is being filed and the application includes the necessary components for a filing date (see 37 CFR 1.53(b)-(d) and MPEP 506), a Filing Receipt (37 CFR 1.54) will be issued in due course and the date shown on this Acknowledgement Receipt will establish the filing date of the application.</p> <p><u>National Stage of an International Application under 35 U.S.C. 371</u> If a timely submission to enter the national stage of an international application is compliant with the conditions of 35 U.S.C. 371 and other applicable requirements a Form PCT/DO/EO/903 indicating acceptance of the application as a national stage submission under 35 U.S.C. 371 will be issued in addition to the Filing Receipt, in due course.</p> <p><u>New International Application Filed with the USPTO as a Receiving Office</u> If a new international application is being filed and the international application includes the necessary components for an international filing date (see PCT Article 11 and MPEP 1810), a Notification of the International Application Number and of the International Filing Date (Form PCT/RO/105) will be issued in due course, subject to prescriptions concerning national security, and the date shown on this Acknowledgement Receipt will establish the international filing date of the application.</p>					

INFORMATION DISCLOSURE STATEMENT BY APPLICANT (Not for submission under 37 CFR 1.99)	Application Number		14038297
	Filing Date		2013-09-26
	First Named Inventor	Laurence B. Boucher	
	Art Unit	Unknown	
	Examiner Name	Unknown	
	Attorney Docket Number	ALA-002B	

U.S. PATENTS

Examiner Initial	Cite No	Patent Number	Kind Code	Issue Date	Name of Patentee or Applicant of cited Document	Pages, Columns, Lines where Relevant Passages or Relevant Figures Appear
	1	6345301		2002-02-05	Burns et al.	
	2	4991133		1986-05-13	Davis et al.	
	3	5163131		1992-11-10	Row et al.	
	4	5212778		1993-05-18	Dally et al.	
	5	5289580		1994-02-22	Latif et al.	
	6	5303344		1994-04-12	Yokoyama et al.	
	7	5412782		1995-05-02	Hausman et al.	
	8	5485579		1996-01-16	Hitz et al.	
	9	5506966		1996-04-09	Ban	
	10	5511169		1996-04-23	Suda	
	11	5548730		1996-08-20	Young et al.	
	12	5566170		1996-10-15	Bakke et al.	
	13	5588121		1996-12-24	Reddin et al.	
	14	5590328		1996-12-31	Seno et al.	
	15	5592622		1997-01-07	Isfeld et al.	
	16	5634099		1997-05-27	Andrews et al.	
	17	5642482		1997-06-24	Pardillos	
	18	5671355		1997-09-23	Collins	
	19	5692130		1997-11-25	Shobu et al.	
	20	5699317		1997-12-16	Sartore et al.	
	21	5701434		1997-12-23	Nakagawa	
	22	5749095		1998-05-05	Hagersten	
	23	5752078		1998-05-12	Delp et al.	

**INFORMATION DISCLOSURE
STATEMENT BY APPLICANT**
(Not for submission under 37 CFR 1.99)

Application Number		14038297
Filing Date		2013-09-26
First Named Inventor	Laurence B. Boucher	
Art Unit	Unknown	
Examiner Name	Unknown	
Attorney Docket Number	ALA-002B	

Page 2 of 25

	24	5758084		1998-05-26	Silverstein et al.	
	25	5758089		1998-05-26	Gentry et al.	
	26	5758186		1998-05-26	Hamilton et al.	
	27	5758194		1998-05-26	Kuzma	
	28	5790804		1998-08-04	Osborne	
	29	5812775		1998-09-22	Van Seeters et. al.	
	30	5878225		1999-03-02	Bilansky et al.	
	31	5930830		1999-07-27	Mendelson et al.	
	32	5991299		1999-11-23	Radogna et al.	
	33	6061368		2000-05-09	Hitzelberger	
	34	6034963		2000-03-07	Minami et al.	
	35	60053240		1997-07-18	Jolitz et al.	
	36	5598410		1997-01-28	Stone	
	37	6594261	B1	2003-07-15	Boura et al.	
	38	6862264	B1	2005-03-01	Moura et al.	
	39	7016361	B2	2006-03-21	Swonk et al.	
	40	5678060		1997-10-14	Yokoyama et al.	
	41	4589063		1986-05-13	Shah et al.	
	42	5280477		1994-01-18	Trapp	
	43	5778013		1998-07-07	Jedwab	
	44	6021446		2000-02-01	Gentry et al.	
	45	5281963		1994-01-25	Ishikawa et al.	
	46	5588121		1996-12-24	Reddin et al.	
	47	5129093		1992-07-07	Muramatsu et al.	
	48	5274768		1993-12-28	Traw et al.	
	49	7519699		2009-04-14	Jain	
	50	5485455		1996-01-16	Dobbins et al.	
	51	5485460		1996-01-16	Schrier et al.	

**INFORMATION DISCLOSURE
STATEMENT BY APPLICANT**
(Not for submission under 37 CFR 1.99)

Application Number	14038297
Filing Date	2013-09-26
First Named Inventor	Laurence B. Boucher
Art Unit	Unknown
Examiner Name	Unknown
Attorney Docket Number	ALA-002B

52	5553241	1996-09-03	Shirakhar
53	5596574	1994-01-21	Perlman et al.
54	5684954	1997-11-04	Kaiserwerth et al.
55	5706514	1998-01-06	Bonola
56	5751723	1998-05-12	Vanden Heuvel et al.
57	5799150	1998-08-25	Hamilton et al.
58	5819111	1998-10-06	Davies et al.
59	5870394	1999-02-09	Oprea
60	5878227	1999-03-02	Wade et al.
61	5915094	1999-06-22	Kouloheris et al.
62	5926642	1999-07-20	Favor
63	5917828	1999-06-29	Thompson
64	5935249	1999-08-10	Stern et al.
65	5963876	1999-10-05	Manssen et al.
66	5978844	1999-11-02	Tsuchiya et al.
67	6014380	2000-01-11	Hendel et al.
68	6014557	2000-01-11	Morton et al.
69	6078564	2000-06-20	Lakshman et al.
70	6181705	2001-01-30	Branstad et al.
71	6219693	2001-04-17	Napolitano et al.
72	6233242	2001-05-15	Mayer et al.
73	6243667	2001-06-05	Kerr et al.
74	6343345	2002-01-29	Hilla et al.
75	6418169	2002-07-09	Datari
76	6452915	2002-09-17	Jorgensen
77	6453406	2002-09-17	Sarnikowski et al.
78	6483804	2002-11-19	Muller et al.
79	6542504	2003-04-01	Mahler et al.

**INFORMATION DISCLOSURE
STATEMENT BY APPLICANT**
(Not for submission under 37 CFR 1.99)

Application Number		14038297
Filing Date		2013-09-26
First Named Inventor	Laurence B. Boucher	
Art Unit	Unknown	
Examiner Name	Unknown	
Attorney Docket Number	ALA-002B	

	80	6631484		2003-10-07	Born	
	81	6683851		2004-01-27	Wilkie et al.	
	82	6697366		2004-02-24	Kim	
	83	6976148		2005-12-13	Arimilli et al.	
	84	7047320		2006-05-16	Arimilli et al.	
	85	7073196		2006-07-04	Dowd et al.	
	86	7337241		2008-02-26	Boucher et al.	
	87	7187679		2007-03-06	Dally et al.	
	88	7260518		2007-08-21	Kerr et al.	
	89	7673072	B2	2010-03-02	Boucher et al.	
	90	7664868	B2	2010-02-16	Boucher et al.	
	91	7694024	B2	2010-04-06	Philbrick et al.	
	92	7664883	B2	2010-02-16	Craft et al.	
	93	7738200	B1	2010-06-15	Jones et al.	
	94	7640364	B2	2009-12-29	Craft et al.	
	95	7620726	B2	2009-11-17	Craft et al.	
	96	7627684	B2	2009-12-01	Boucher et al.	
	97	7627001	B2	2009-12-01	Craft et al.	
	98	7584260	B2	2009-09-01	Craft et al.	
	99	7461160	B2	2008-12-02	Boucher et al.	
	100	7502869	82	2009-03-10	Boucher et al.	
	101	7287092	B2	2007-10-23	Sharp	
	102	7472156	B2	2008-12-30	Philbrick et al.	
	103	7496689	B2	2009-02-24	Sharp et al.	
	104	7543087	B2	2009-02-24	Philbrick et al.	
	105	7181531		2007-02-20	Pinkerton et al.	
	106	7283522		2007-10-16	Siddabathuni	
	107	4366538		1982-12-28	Johnson et al.	

**INFORMATION DISCLOSURE
STATEMENT BY APPLICANT**

(Not for submission under 37 CFR 1.99)

Application Number	14038297
Filing Date	2013-09-26
First Named Inventor	Laurence B. Boucher
Art Unit	Unknown
Examiner Name	Unknown
Attorney Docket Number	ALA-002B

Page 5 of 25

108	5056058		1991-10-08	Hirata et al.	
109	5097442		1992-03-17	Ward et al.	
110	5629933		1997-05-13	Delp et al.	
111	5664114		1997-09-02	Krech, Jr. et al.	
112	5701516		1997-12-23	Cheng et al.	
113	5771349		1998-06-23	Picazo, Jr. et al.	
114	5794061		1998-08-11	Hansen et al.	
115	5802580		1998-09-01	McAlpice	
116	5809328		1998-09-15	Nogales et al.	
117	5815646		1998-09-29	Purcell et al.	
118	5913028		1999-06-15	Wang et al.	
119	5931918		1999-08-03	Row et al.	
120	5935205		1999-08-10	Murayama et al.	
121	5937169		1999-08-10	Connery et al.	
122	5941969		1999-08-24	Ram et al.	
123	5941972		1999-08-24	Hoese et al.	
124	5950203		1999-09-07	Stakuis et al.	
125	6005849		1999-12-21	Roach et al.	
126	6009478		1999-12-28	Panner et al.	
127	6016513		2000-01-18	Lowe	
128	6026452		2000-02-15	Pitts	
129	6044438		2000-03-28	Olnowich	
130	6047356		2000-04-04	Anderson, et al.	
131	6057863		2000-05-02	Olarig	
132	6065096		2000-05-16	Day, et al.	
133	6141705		2000-10-31	Anand, et al.	
134	6246683		2001-06-12	Connery, et al.	
135	5280477		1994-01-18	Trapp	

**INFORMATION DISCLOSURE
STATEMENT BY APPLICANT**
(Not for submission under 37 CFR 1.99)

Application Number	14038297
Filing Date	2013-09-26
First Named Inventor	Laurence B. Boucher
Art Unit	Unknown
Examiner Name	Unknown
Attorney Docket Number	ALA-002B

Page 6 of 25

136	5448566		1995-09-05	Richter et al.	
137	5634127		1997-05-27	Cloud et al.	
138	5751715		1998-05-12	Chan et al.	
139	5878225		1999-03-02	Bilansky et al.	
140	5996024		1999-11-30	Blumenau	
141	6173333		2001-01-09	Jolitz et al.	
142	5058110		1991-10-15	Beach et al.	
143	6021446		2000-02-01	Gentry et al.	
144	6356951		2002-03-12	Gentry et al.	
145	6389468		2002-05-14	Muller et al.	
146	6434651		2002-08-13	Gentry, Jr.	
147	6427169		2002-07-30	Elzur	
148	6449656		2002-09-10	Elzur et al.	
149	6453360		2002-09-17	Muller et al.	
150	6034962		2000-03-07	Ryuichi Ohno, et al.	
151	5774660		1998-06-30	Brendel et al.	
152	5809527		1998-09-15	Cooper et al.	
153	6393487		2002-05-21	Boucher, et al.	
154	6427171		2002-07-30	Craft, et al.	
155	6434620		2002-08-13	Boucher, et al.	
156	6470415		2002-10-22	Starr, et al.	
157	6591302		2003-07-08	Boucher, et al.	
158	6687758		2004-02-03	Craft, et al.	
159	6751665		2004-06-15	Philbrick, et al.	
160	6757746		2004-06-29	Boucher, et al.	
161	6938092		2005-08-30	Burns	
162	6996070		2006-02-07	Starr, et al.	
163	7042898		2006-05-09	Blightman, et al.	

**INFORMATION DISCLOSURE
STATEMENT BY APPLICANT**
(Not for submission under 37 CFR 1.99)

Application Number	14038297
Filing Date	2013-09-26
First Named Inventor	Laurence B. Boucher
Art Unit	Unknown
Examiner Name	Unknown
Attorney Docket Number	ALA-002B

164	7076568		2006-07-11	Philbrick, et al.	
165	7089326		2006-08-08	Boucher, et al.	
166	7093099		2006-08-15	Bodas, et al.	
167	7124205		2006-10-17	Craft, et al.	
168	7133940		2006-11-07	Blightman, et al.	
169	7167926		2007-01-23	Boucher, et al.	
170	7167927		2007-01-23	Philbrick, et al.	
171	7174393		2007-02-06	Boucher, et al.	
172	7185266		2007-02-27	Blightman, et al.	
173	7191241		2007-03-13	Boucher, et al.	
174	7191318		2007-03-13	Tripathy, et al.	
175	7237036		2007-06-26	Boucher, et al.	
176	7254696		2007-08-07	Mittal, et al.	
177	7284070		2007-10-16	Boucher, et al.	
178	6157944		2000-12-05	Pedersen	
179	5524250		1996-04-06	Chesson et al.	
180	5619650		1997-04-08	Bach et al.	
181	5727142		1998-03-10	Chen	
182	5802258		1998-09-01	Chen	
183	5898713		1999-04-27	Melzer et al.	
184	6021507		2000-02-01	Chen	
185	6047323		2000-04-04	Krause	
186	4366538		1982-12-28	Johnson et al.	
187	4485455		1984-11-27	Gary W. Boone et al.	
188	4485460		1984-11-27	Mark A. Stambaugh	
189	4589063		1986-05-13	Shah et al.	
190	4700185		1987-10-13	Thomas J. Balph et al.	
191	4991133		1986-05-13	Davis et al.	

**INFORMATION DISCLOSURE
STATEMENT BY APPLICANT**
(Not for submission under 37 CFR 1.99)

Application Number	14038297
Filing Date	2013-09-26
First Named Inventor	Laurence B. Boucher
Art Unit	Unknown
Examiner Name	Unknown
Attorney Docket Number	ALA-002B

Page 8 of 25

192	5056058		1991-10-08	Hirata et al.	
193	5058110		1991-10-15	Beach et al.	
194	5097442		1992-03-17	Ward et al.	
195	5163131		1992-11-10	Row et al.	
196	5212778		1993-05-18	Dally et al.	
197	5280477		1994-01-18	Trapp	
198	5289580		1997-02-22	Latif et al.	
199	5303344		1994-04-12	Yokoyama et al.	
200	5412782		1995-05-02	Hausman et al.	
201	5418912		1995-05-23	David A. Christenson	
202	5448566		1995-09-05	Richter et al.	
203	5485579		1996-01-16	Hitz et al.	
204	5506966		1996-04-09	Ban	
205	5511169		1996-04-23	Suda	
206	5517668		1996-05-14	Szwerinski et al.	
207	5524250		1996-06-04	Chesson et al.	
208	5535375		1996-07-09	Eshel et al.	
209	5548730		1996-08-20	Young et al.	
210	5566170		1996-10-15	Bakke et al.	
211	5574919		1996-11-12	Arun N. Netravali et al.	
212	5566170		1996-10-15	Bakke et al.	
213	5588121		1996-12-24	Reddin et al.	
214	5590328		1996-12-31	Seno et al.	
215	5592622		1997-01-07	Isfeld et al.	
216	5598410		1997-01-28	Stone	
217	5619650		1997-04-08	Bach et al.	
218	5629933		1997-05-13	Delp et al.	
219	5633780		1997-05-27	Cronin et al.	

**INFORMATION DISCLOSURE
STATEMENT BY APPLICANT**
(Not for submission under 37 CFR 1.99)

Application Number		14038297
Filing Date		2013-09-26
First Named Inventor	Laurence B. Boucher	
Art Unit	Unknown	
Examiner Name	Unknown	
Attorney Docket Number	ALA-002B	

220	5634099		1997-05-27	Andrews et al.	
221	5634127		1997-05-27	Cloud et al.	
222	5642482		1997-06-24	Pardillos	
223	5664114		1997-09-02	Krech, Jr. et al.	
224	5671355		1997-09-23	Collins	
225	5678060		1997-10-14	Yokoyama et al.	
226	5682534		1997-10-28	Kapoor et al.	
227	5692130		1997-11-25	Shobu et al.	
228	5699317		1997-12-16	Sartore et al.	
229	5699350		1997-12-16	Andrew J. Kraslavsky	
230	5701434		1997-12-23	Nakagawa	
231	5701516		1997-12-23	Cheng et al.	
232	5727142		1998-03-10	Chen	
233	5742765		1998-04-21	Wong et al.	
234	5749095		1998-05-05	Hagersten	
235	5751715		1998-05-12	Chan et al.	
236	5752078		1998-05-12	Delp et al.	
237	5758084		2008-05-26	Silverstein et al.	
238	5758089		2008-05-26	Gentry et al.	
239	5758186		2008-05-26	Hamilton et al.	
240	5758194		2008-05-26	Kuzma	
241	5768618		1998-06-16	Gene R. Erickson et al.	
242	5771349		1998-06-23	Picazo, Jr. et al.	
243	5774660		1998-06-30	Brendel et al.	
244	5778013		1998-07-07	Jedwab	
245	5778419		1998-07-07	Hansen et al.	
246	5790804		1998-08-04	Osborne	
247	5794061		1998-08-11	Hansen et al.	

INFORMATION DISCLOSURE STATEMENT BY APPLICANT (Not for submission under 37 CFR 1.99)	Application Number		14038297
	Filing Date		2013-09-26
	First Named Inventor	Laurence B. Boucher	
	Art Unit	Unknown	
	Examiner Name	Unknown	
	Attorney Docket Number	ALA-002B	

248	5802258		1998-09-01	Chen	
249	5802580		1998-09-01	McAipice	
250	5809328		1998-09-15	Nogales et al.	
251	5809527		1998-09-15	Cooper et al.	
252	5812775		1998-09-22	Van Seeters et al.	
253	5815646		1998-09-29	Purcell et al.	
254	5828835		1998-10-27	Mark S. Isfeld et al.	
255	5848293		1998-12-08	Gentry et al.	
256	5872919		1999-02-16	Wakeland et al.	
257	5878225		1999-03-02	Bilansky et al.	
258	5892903		1999-04-06	Christopher W. Klaus	
259	5898713		1999-04-27	Melzer et al.	
260	5913028		1999-06-15	Wang, et al.	
261	5920566		1999-07-06	Ariel Hendel et al.	
262	5930830		1999-07-27	Mendelson et al.	
263	5931918		1999-08-03	Row et al.	
264	5935205		1999-08-10	Murayama et al.	
265	5937169		1999-08-10	Connery et al.	
266	5941969		1999-08-24	Ram et al.	
267	5941972		1999-08-24	Hoese et al.	
268	5950203		1999-09-07	Stakuis et al.	
269	5970804		1998-08-04	Osborne	
270	5987022		1999-11-16	Robert L. Geiger et al.	
271	5991299		1999-11-23	Radogna et al.	
272	5996013		1999-11-30	Gary Scott Delp et al.	
273	5996024		1999-11-30	Blumenau	
274	6005849		1999-12-21	Roach et al.	
275	6009478		1999-12-28	Panner, et al.	

**INFORMATION DISCLOSURE
STATEMENT BY APPLICANT**
(Not for submission under 37 CFR 1.99)

Application Number	14038297
Filing Date	2013-09-26
First Named Inventor	Laurence B. Boucher
Art Unit	Unknown
Examiner Name	Unknown
Attorney Docket Number	ALA-002B

276	6016513		2000-01-18	Glen H. Lowe	
277	6021446		2000-02-01	Gentry et al.	
278	6021507		2000-02-01	Shawfu Chen	
279	6026452		2000-02-15	William Michael Pitts	
280	6034963		2000-03-07	Minami et al.	
281	6038562		2000-03-14	Anjur et al.	
282	6041058		2000-03-21	John A Flanders et al.	
283	6041381		2000-03-21	Geoffrey B. Hoese	
284	6044438		2000-03-28	Howard Thomas Olnowich	
285	6047323		2000-04-04	Michael R. Krause	
286	6047356		2000-04-04	Anderson et al.	
287	6049528		2000-04-11	Ariel Hendel et al.	
288	6057863		2000-05-02	Sompong P. Olarig	
289	6061368		2000-05-09	Hitzelberger	
290	6065096		2000-05-16	Day et al.	
291	6067569		2000-05-23	Mohamed J. Khaki et al.	
292	6070200		2000-05-30	Gates et al.	
293	6078733		2000-06-20	Randy B. Osborne	
294	6097734		2000-08-01	Joel Gotesman et al.	
295	6101555		2000-08-08	Goshey et al.	
296	6111673		2000-08-29	Gee-Kung Chang et al.	
297	6115615		2000-09-05	Takeshi Ota et al.	
298	6122670		2000-09-19	Toby D. Bennett et al.	
299	6141701		2000-10-31	Mark M. Whitney	
300	6141705		2000-10-31	Anand et al.	
301	6145017		2000-11-07	Ghaffari	
302	6157955		2000-12-05	Narad et al.	
303	6172980		2001-01-09	Flanders et al.	

**INFORMATION DISCLOSURE
STATEMENT BY APPLICANT**

(Not for submission under 37 CFR 1.99)

Application Number	14038297
Filing Date	2013-09-26
First Named Inventor	Laurence B. Boucher
Art Unit	Unknown
Examiner Name	Unknown
Attorney Docket Number	ALA-002B

304	6173333		1997-07-18	Jolitz et al.	
305	6181705		2004-02-24	San-Hong Kim	
306	6202105		2001-03-13	Gates et al.	
307	6223242		2001-04-24	Stephen J. Sheafor et al.	
308	6226680		2001-05-01	Boucher et al.	
309	6246683		2001-06-12	Connery et al.	
310	6247060		2001-06-12	Boucher et al.	
311	6279051		2001-08-21	Gates et al.	
312	6289023		2001-09-11	Brian M. Dowling et al.	
313	6298403		2001-10-02	Suri et al.	
314	6324649		2001-11-27	Kevin W. Eyres et al.	
315	6334153		2001-12-25	Boucher et al.	
316	6343360		2002-01-29	David Feinleib	
317	6345301		2002-02-05	Burns et al.	
318	6345302		2002-02-05	Toby D. Bennett et al.	
319	6356951		2002-03-12	Gentry et al.	
320	6370599		2002-04-09	Sanjay Anand et al.	
321	6385647		2002-05-07	Dean Willis et al.	
322	6389468		2002-05-14	Muller et al.	
323	6389479		2002-05-14	Boucher	
324	6393487		2002-05-21	Boucher, et al.	
325	6421742		2002-07-16	Tillier	
326	6421753		2002-07-16	Geoffrey B. Hoese et al.	
327	6427169		2002-07-30	Elzur	
328	6427171		2002-07-30	Craft, et al.	
329	6427173		2002-07-30	Laurence B. Boucher et al.	
330	6434620		2002-08-13	Boucher, et al.	
331	6434651		2002-08-13	Gentry, Jr.	

**INFORMATION DISCLOSURE
STATEMENT BY APPLICANT**
(Not for submission under 37 CFR 1.99)

Application Number	14038297
Filing Date	2013-09-26
First Named Inventor	Laurence B. Boucher
Art Unit	Unknown
Examiner Name	Unknown
Attorney Docket Number	ALA-002B

332	6449656		2002-09-10	Elzur et al.	
333	6453360		2002-09-17	Muller et al.	
334	6470415		2002-10-22	Starr, et al.	
335	6473425		2002-10-29	Gilles Bellaton et al.	
336	6480489		2002-11-12	Muller et al.	
337	6487202		2002-11-26	Daniel E. Klausmeier et al.	
338	6487654		2002-11-26	Eric M. Dowling	
339	6490631		2002-12-03	Paul R. Teich et al.	
340	6502144		2002-12-31	Jean-Paul Accarie	
341	6523119		2003-02-18	Dominique Vincent Pavlin et al	
342	6526446		2003-02-25	Yang et al.	
343	6570884		2003-05-27	Glenn William Connery et al	
344	6591310		2003-07-08	Stephen B. Johnson	
345	6591302		2003-07-08	Boucher, et al.	
346	6648611		2003-11-18	David M. Morse et al.	
347	6650640		2003-11-18	Shimon Muller et al.	
348	6657757		2003-12-02	Gee-Kung Chang et al.	
349	6658480		2003-12-02	Laurence B. Boucher et al.	
350	6678283		2004-01-13	Yakov Teplitsky	
351	6681364		2004-01-20	Jean Louis Calvignac et al.	
352	6687758		2004-02-03	Craft, et al.	
353	6697868		2004-02-24	Peter K. Craft et al.	
354	6751665		2004-06-15	Philbrick, et al.	
355	6765901		2004-07-20	Michael Ward Johnson et al	
356	6757746		2004-06-29	Boucher, et al.	
357	6807581		2004-10-19	Daryl D. Starr et al.	
358	6842896		2005-01-11	Mark E. Redding et al.	
359	6912522		2005-06-28	David A. Edgar	

**INFORMATION DISCLOSURE
STATEMENT BY APPLICANT**
(Not for submission under 37 CFR 1.99)

Application Number	14038297
Filing Date	2013-09-26
First Named Inventor	Laurence B. Boucher
Art Unit	Unknown
Examiner Name	Unknown
Attorney Docket Number	ALA-002B

360	6938092		2005-08-30	Burns	
361	6941386		2005-09-06	Peter K. Craft et al.	
362	6965941		2005-11-15	Laurence B. Boucher et al.	
363	6996070		2006-02-07	Starr, et al.	
364	7042898		2006-05-09	Blightman, et al.	
365	7076568		2006-07-11	Philbrick, et al.	
366	7089326		2006-08-08	Boucher, et al.	
367	7093099		2006-08-15	Bodas, et al.	
368	7124205		2006-10-17	Craft, et al.	
369	7133940		2006-11-07	Blightman, et al.	
370	7167926		2007-01-23	Boucher, et al.	
371	7167927		2007-01-23	Philbrick, et al.	
372	7174393		2007-02-06	Boucher, et al.	
373	7185266		2007-02-27	Blightman, et al.	
374	7191241		2007-03-13	Boucher, et al.	
375	7191318		2007-03-13	Tripathy, et al.	
376	7237036		2007-06-26	Boucher, et al.	
377	7254696		2007-08-07	Mittal, et al.	
378	7284070		2007-10-16	Boucher, et al.	
379	5642482		1997-06-24	Pardillos	
380	5970804		1999-10-26	Osborne	
381	6067569		2000-05-23	Khaki et al.	
382	6070200		2000-05-30	Gates et al.	
383	6101555		2000-08-08	Goshey et al.	

**INFORMATION DISCLOSURE
STATEMENT BY APPLICANT**
(Not for submission under 37 CFR 1.99)

Application Number	14038297
Filing Date	2013-09-26
First Named Inventor	Laurence B. Boucher
Art Unit	Unknown
Examiner Name	Unknown
Attorney Docket Number	ALA-002B

U.S. PATENT APPLICATION PUBLICATIONS

Examiner Initial	Cite No	Publication Number	Kind Code	Publication Date	Name of Patentee or Applicant of cited Document	Pages, Columns, Lines where Relevant Passages or Relevant Figures Appear
	1	20060133386	A1	2006-06-22	McCormack et al.	
	2	20010037406	A1	2001-11-01	Philbrick, Clive M. et al.	
	3	20020156927	A1	2002-10-24	Boucher, Laurence B. et al.	
	4	20030014544	A1	2003-01-16	Pettey, Christopher J.	
	5	20030067903	A1	2003-04-10	Jorgensen, Jacob W.	
	6	20040010712	A1	2004-01-15	Hui, Man Him et al.	
	7	20040042458	A1	2004-03-04	Elzu, Uri	
	8	20040042464	A1	2004-03-04	Elzur, Uri et al.	
	9	20040049580	A1	2004-03-11	Boyd, William Todd et al.	
	10	20040049601	A1	2004-03-11	Boyd, William Todd et al.	
	11	20040210795	A1	2004-10-21	Anderson, Eric	
	12	20050060538	A1	2005-03-17	Beverly, Harlan T.	
	13	20060248208	A1	2006-11-02	Walbeck, Alan K. et al.	
	14	20070083682	A1	2007-04-12	Bartley, Gerald Keith et al.	
	15	20070140240	A1	2007-06-21	Dally, William J. et al.	
	16	20080043732	A1	2008-02-21	Desai, Shailendra et al.	
	17	20080170501	A1	2008-07-17	Patel, Alpesh et al.	
	18	20080209084	A1	2008-08-28	Wang, Chi-Lie et al.	
	19	20080240111	A1	2008-10-02	Gadelrab, Serag	
	20	20090063696	A1	2009-03-05	Wang, Lingshiao et al.	
	21	20050144300	A1	2005-06-30	Craft et al.	
	22	20040088262	A1	2004-05-06	Boucher et al.	
	23	20040249957	A1	2004-12-09	Ekis et al.	
	24	20030046330	A1	2003-03-06	Hayes, John W.	

**INFORMATION DISCLOSURE
STATEMENT BY APPLICANT**
(Not for submission under 37 CFR 1.99)

Application Number	14038297
Filing Date	2013-09-26
First Named Inventor	Laurence B. Boucher
Art Unit	Unknown
Examiner Name	Unknown
Attorney Docket Number	ALA-002B

Page 16 of 25

25	20010025315		2001-01-10	Jolitz	
26	20010004354		2001-01-10	Jolitz	
27	2001/0013059		2001-08-09	Dawson et al.	
28	20010014892		2001-08-16	Gaither et al.	
29	20010014954		2001-08-16	Purcell et al.	
30	20010048681		2001-12-06	Bilic et al.	
31	2001/0053148		2001-12-20	Bilic et al.	
32	20020073223		2002-06-13	B. Scott Darnell et al	
33	20020112175		2002-08-15	Makofka et al.	
34	20030066011		2002-03-11	Oren	
35	20030110344		2003-06-01	Szezepanek et al.	
36	20030165160		2003-09-04	Minami et al.	
37	20040054814		2004-03-01	McDaniel	
38	20040059926		2004-03-25	Angelo, et al.	
39	20040153578		2004-08-01	Elzur	
40	20040213290		2004-10-01	Johnson et al.	
41	20040246974		2004-12-09	Gyugyi et al.	

FOREIGN PATENT DOCUMENTS

Examiner Initial	Cite No	Foreign Document Number	Country Code i	Kind Code	Publication Date	Name of Patentee or Applicant of cited Document	Pages, Columns, Lines where Relevant Passages or Relevant Figures Appear
	1	WO 98/19412	US		1998-05-07		
	2	WO 98/50852	US		1998-11-12		
	3	WO 99/04343	US		1999-01-28		
	4	WO 07/130476	US		2007-11-15	Alacritech, Inc.	
	5	PCT/US98/2494 3	US		2000-03-09		

INFORMATION DISCLOSURE STATEMENT BY APPLICANT (Not for submission under 37 CFR 1.99)	Application Number	14038297
	Filing Date	2013-09-26
	First Named Inventor	Laurence B. Boucher
	Art Unit	Unknown
	Examiner Name	Unknown
	Attorney Docket Number	ALA-002B

	6	WO 99/65219	US		1999-12-16		
	7	WO 01/05107	US		2001-01-18		
	8	WO 01/05116	US		2001-01-18		
	9	WO 01/05123	US		2001-01-18		
	10	WO 01/40960	US		2001-06-07		
	11	WO 01/04770	US		2001-01-18		
	12	EPO574140A1			1993-12-15	Michael Thompson et al.	
	13	WO 00/13091			2000-03-09		

NON-PATENT LITERATURE DOCUMENTS

Examiner Initial	Cite No	Include name of the author (in CAPITAL LETTERS), title of the article (when appropriate), title of the item (book, magazine, journal, serial, symposium, catalog, etc), date, pages(s), volume-issue number(s), publisher, city and/or country where published.
	1	Form 10-K for Exelan, Inc., for the fiscal year ending December 31, 1987 (10 pages).
	2	Form 10-K for Exelan, Inc., for the fiscal year ending December 31, 1988 (10 pages).
	3	Internet pages entitled: Technical White Paper - Xpoint's Disk to LAN Acceleration Solution for Windows NT Server, printed 6/5/97.
	4	Jato Technologies Internet pages entitled: Network Accelerator Chip Architecture, twelve-slide presentation, printed 8/19/98.
	5	EETIMES article entitled: Enterprise System Uses Flexible Spec, dated August 10, 1998, printed 11/25/98.
	6	Internet pages entitled iReady About Us and iReady Products, printed 11/25/98.
	7	Internet pages entitled: Smart Ethernet Network Interface Cards which Berend Ozceri is developing, and Internet pages entitled: Hardware Assisted Protocol Processing, which Eugene Feinberg is working on, printed 11/25/98.
	8	Internet pages of Xaqti corporation entitled: GigaPower Protocol Processor Product review, printed 11/25/09.

**INFORMATION DISCLOSURE
STATEMENT BY APPLICANT**
(Not for submission under 37 CFR 1.99)

Application Number	14038297
Filing Date	2013-09-26
First Named Inventor	Laurence B. Boucher
Art Unit	Unknown
Examiner Name	Unknown
Attorney Docket Number	ALA-002B

9	Internet pages entitled: DART: Fast Application Level Networking via Data-copy Avoidance, by Robert J. Walsh, printed 6/3/99.
10	Internet pages of InterProphet entitled: Frequently Asked Questions, by Lynne Jolitz, printed 6/14/00.
11	Andrew S. Tanenbaum, Computer Networks, Third Edition, 1996, ISBN: 0-13-349945-6.
12	iReady Corporation, article entitled "The 1-1000 Internet Tuner", 2 pages, date unknown.
13	iReady News Archive article entitled "Seiko Instruments Inc. (SII) INTRODUCES WORLD'S 2 FIRST INTERNET-READY INTELLIGENT LCD MODULES BASED ON IREADY TECHNOLOGY," Santa Clara, CA and Chiba, Japan, October 26, 1998. 2 pages, printed 11/2/98.
14	WindRiver article entitled "Tornado: For Intelligent Network Acceleration", copyright Wind River Systems, 2001, 2 pages.
15	WindRiver White Paper entitled "Complete TCP/IP Offload for High-Speed Ethernet Networks", Copyright Wind River Systems, 2002, 7 pages.
16	Intel article entitled "Solving Server Bottlenecks with Intel Server Adapters", Copyright Intel Corporation, 1999, 8 pages.
17	CHANDRANMENON, GIRISH P. et al. "Trading Packet Headers for Packet Processing." IEEE/ACM Transactions on Networking. Volume 4, Number 2. April 1996. Pages 141-152.
18	STARR, DAVID D. et al. "Intelligent Network Storage Interface Device." The entire file wrapper for application number 09/675,700. Group Art Unit: 2457; Confirmation Number: 9585; Attorney Docket Number: ALA-010B. Filed September 29, 2000.
19	BOUCHER, LAURENCE B. et al. "Intelligent Network Interface System and Method for Accelerated Protocol Processing." The entire file wrapper for application number 09/692,561. Group Art Unit: 2457; Confirmation Number: 5890; Attorney Docket Number: ALA-002A. Filed October 18, 2000.
20	STARR, DARYL D., et al. "Intelligent Network Storage Interface System." The entire file wrapper for 10/261,051. Group Art Unit: 2451; Confirmation Number: 6753; Attorney Docket Number: ALA-01 OC. Filed September 30, 2002.
21	MERRITT, RICK. "Ethernet Interconnect Outpacing Infiniband at Intel." EE Times article. September 11, 2002. 9 pages.
22	CRAFT, PETER K. et al. "TCP Offload Device that Batches Session Layer Headers to Reduce Interrupts as Well as CPU Copies." The entire file wrapper for application number 12/581,342. Group Art Unit: 2189; Confirmation Number: 2393; Attorney Docket Number: ALA-034R. Filed October 19, 2009.

**INFORMATION DISCLOSURE
STATEMENT BY APPLICANT**

(Not for submission under 37 CFR 1.99)

Application Number	14038297
Filing Date	2013-09-26
First Named Inventor	Laurence B. Boucher
Art Unit	Unknown
Examiner Name	Unknown
Attorney Docket Number	ALA-002B

23	CRAFT, PETER K. et al. "TCP Offload Send Optimization." The entire file wrapper for application number 12/504,021 Group Art Unit: 2443; Confirmation Number: 9303; Attorney Docket Number: ALA-133R. Filed July 16, 2009.
24	PHILBRICK, CLIVE M. et al. "Freeing Transmit Memory on a Network Interface Device Prior to Receiving an Acknowledgment That Transmit Data Has Been Received By A Remote Device." The entire file wrapper for application number 12/470,980. Group Art Unit: 2447; Confirmation Number: 4934; Attorney Docket Number: ALA-023A. Filed May 22, 2009.
25	STARR, DARYL D. et al. "Accelerating Data Transfer in a Virtual Computer System with Tightly Coupled TCP Connections." The entire file wrapper for application number 12/410,366. Group Art Unit: 2194; Confirmation Number: 3065; Attorney Docket Number: ALA-032R. Filed March 24, 2009.
26	BOUCHER, LAURENCE B. et al. "Obtaining A Destination Address So That A Network Interface Device Can Write Network Data Without Headers Directly Into Host Memory." The entire file wrapper for application number 12/325,941. Group Art Unit: 2451; Confirmation Number: 2493; Attorney Docket Number: ALA-013B. Filed December 1, 2008.
27	BOUCHER, LAURENCE B. et al. "Enabling An Enhanced Function Of An Electronic Device." The entire file wrapper for application number 11/985,948. Group Art Unit: 3685; Confirmation Number: 9878; Attorney Docket Number: ALA-022A. Filed November 19, 2007.
28	STARR, DARYL D. et al. "Network Interface Device With 10 Gb/s Full-Duplex Transfer Rate." The entire file wrapper for application number 11/799,720. Group Art Unit: 2184; Confirmation Number: 6200; Attorney Docket Number: ALA-102. Filed May 1, 2007.
29	CRAFT, PETER K. et al. "Peripheral Device That DMAS The Same Data To Different Locations In A Computer." The entire file wrapper for application number 11/788,719. Group Art Unit: 2465; Confirmation Number: 5750; Attorney Docket Number: ALA-031. Filed April 19, 2007.
30	BOUCHER, LAURENCE B. et al. "TCP/IP Offload Network Interface Device." The entire file wrapper for application number 11/701,705. Group Art Unit: 2443; Confirmation Number: 7 450; Attorney Docket Number: ALA-009D. Filed February 2, 2007.
31	STARR, DARYL D. et al. "TCP/IP Offload Device With Reduced Sequential Processing." The entire file wrapper for application number 11/348,810. Group Art Unit: 2452; Confirmation Number: 8739; Attorney Docket Number: ALA-026A. Filed February 6, 2006.
32	CRAFT, PETER K. et al. "Transferring Control of TCP Connections Between Hierarchy of Processing Mechanisms." The entire file wrapper for application number 11/249,006. Group Art Unit: 2462; Confirmation Number: 3046; Attorney Docket Number: ALA-029. Filed October 11, 2005.
33	BOUCHER, LAURENCE B. et al. "Network Interface Device That Can Transfer Control Of A TCP Connection To A Host CPU." The entire file wrapper for application number 11/029,863. Group Art Unit: 2443; Confirmation Number: 6345; Attorney Docket Number: ALA-0081. Filed January 4, 2005.
34	CRAFT, PETER K. et al. "Protocol Stack That Offloads A TCP Connection From A Host Computer To A Network Interface Device." The entire file wrapper for application number 11/027,842. Group Art Unit: 2444; Confirmation Number: 6231; Attorney Docket Number: ALA-007F. Filed December 30, 2004.
35	CRAFT, PETER K. et al. "Protocol Stack That Offloads A TCP Connection From A Host Computer To A Network Interface Device." The entire file wrapper for application number 11/016,642. Group Art Unit: 2444; Confirmation Number: 2157; Attorney Docket Number: ALA-007E. Filed December 16, 2004.

**INFORMATION DISCLOSURE
STATEMENT BY APPLICANT**
(Not for submission under 37 CFR 1.99)

Application Number	14038297
Filing Date	2013-09-26
First Named Inventor	Laurence B. Boucher
Art Unit	Unknown
Examiner Name	Unknown
Attorney Docket Number	ALA-002B

Page 20 of 25

36	BOUCHER, LAURENCE B. et al. "Method and Apparatus For Dynamic Packet Batching With A High Performance Network Interface." The entire file wrapper for application number 0/678,336. Group Art Unit: 2462; Confirmation Number: 9798; Attorney Docket Number: ALA-008H. Filed October 3, 2003.
37	PHILBRICK CLIVE M. et al. "Method And Apparatus For Data Re-Assembly With A High Performance Network Interface." The entire file wrapper for application number 10/634,062. Group Art Unit: 2443; Confirmation Number: 5537; Attorney Docket Number: ALA-008G. Filed August 4, 2003.
38	BOUCHER, LAURENCE B. et al. "High Network Interface Device And System For Accelerated Communication." The entire file wrapper for 10/601,237. Group Art Unit: 2443; Confirmation Number: 9286; Attorney Docket Number: ALA-008F. Filed June 19, 2003.
39	BOUCHER, LAURENCE B. et al. "Method And Apparatus For Distributing Network Traffic Processing On A Multiprocessor Computer." The entire file wrapper for 10/438,719. Group Art Unit: 2444; Confirmation Number: 7151; Attorney Docket Number: ALA-008E. Filed May 14, 2003.
40	BOUCHER, LAURENCE B. et al. "Parsing A Packet Header." The entire file wrapper for 10/277,604. Group Art Unit: 2457; Confirmation Number: 7644; Attorney Docket Number: ALA-008B. Filed October 18, 2002.
41	Internet pages entitled "Hardware Assisted Protocol Processing", (which Eugene Feinber is working on), 1 page, printed 11/25/98.
42	Zilog product Brief entitled "Z85C30 CMOS SCC Serial Communication Controller", Zilog Inc., 3 pages, 1997.
43	Internet pages of Xpoint Technologies, Inc. entitled "Smart LAN Work Requests", 5 pages, printed 12/19/97.
44	Internet pages entitled: Asante and 100BASE-T Fast Ethernet. 7 Pages, printed 5/27/97.
45	Internet pages entitled: A Guide to the Paragon XP/S-A7 Supercomputer at Indiana University. 13 pages printed 12/21/98.
46	Richard Stevens, "TCP/IP Illustrated, Volume 1, The Protocols", pages 325-326 (1994).
47	Internet pages entitled: Northridge/Southbridge vs. Intel Hub Architecture, 4 pages, printed 2/19/01.
48	Gigabit Ethernet Technical Brief, Achieving End-to-End Performance. Alteon Networks, Inc., First Edition, September 1996.
49	Internet pages directed to Technical Brief on Alteon Ethernet Gigabit NIC technology, www.alteon.com, 14 pages, printed 3/15/97.

**INFORMATION DISCLOSURE
STATEMENT BY APPLICANT**
(Not for submission under 37 CFR 1.99)

Application Number	14038297
Filing Date	2013-09-26
First Named Inventor	Laurence B. Boucher
Art Unit	Unknown
Examiner Name	Unknown
Attorney Docket Number	ALA-002B

50	VIA Technologies, Inc. article entitled "VT8501 Apollo MVP4", pages i-iv, 1-11, cover and copyright page, revision 1.3, Feb.1, 2000.
51	iReady News Archives article entitled "iReady Rounding Out Management Team with Two Key Executives", http://www.ireadyco.com/archives/keyexec.html , 2 pages, printed 11/28/98.
52	"Toshiba Delivers First Chips to Make Consumer Devices Internet-Ready Based On iReady's Design," Press Release October, 1998, 3 pages, printed 11/28/98.
53	Internet pages from iReady Products, web site: http://www.ireadyco.com/products.html , 2 pages, downloaded 11/25/98.
54	iReady News Archives, Toshiba, iReady shipping Internet chip, 1 page, printed 11/25/98.
55	Interprophet article entitled "Technology", http://www.interprophet.com/technology.html , 17 ages, printed 3/1/00.
56	iReady Corporation, article entitled "The I-1000 Internet Tuner", 2 pages, date unknown.
57	iReady article entitled "About Us Introduction", Internet pages from http://wwwiReadyco.com/about.html , 3 pages, printed 11/25/98.
58	iReady News Archive article entitled "Revolutionary Approach to Consumer Electronics Internet Connectivity Funded", San Jose, CA, November 20,1997. 2 pages, printed 11/2/98.
59	iReady News Archive article entitled "Seiko Instruments Inc. (SII) INTRODUCES WORLD'S FIRST INTERNET-READY INTELLIGENT LCD MODULES BASED ON IREADY TECHNOLOGY," Santa Clara, CA and Chiba, Japan, October 26, 1998. 2 pages, printed 11/2/98.
60	NEWSwatch article entitled "iReady internet Tuner to Web Enable Devices", Tuesday, November 5, 1996, printed 11/2/98, 2 pages.
61	EETimes article entitled "Tuner for Toshiba, Toshiba Taps iReady for Internet Tuner", by David Lammers, 2 pages, printed 11/02/98.
62	"Comparison of Novell Netware and TCP/IP Protocol Architectures", by J.S. Carbone, 19 pages, printed 4/10/98.
63	Adaptec article entitled "AEA-7110C-a DuraSAN product", 11 pages, printed 10/1/01.

**INFORMATION DISCLOSURE
STATEMENT BY APPLICANT**
(Not for submission under 37 CFR 1.99)

Application Number	14038297
Filing Date	2013-09-26
First Named Inventor	Laurence B. Boucher
Art Unit	Unknown
Examiner Name	Unknown
Attorney Docket Number	ALA-002B

64	iSCSI HBA article entitled "iSCSI and 2Gigabit fibre Channel Host Bus Adapters from Emulex, QLogic, Adaptec, JNI", 8 pages, printed 10/01/01.
65	iSCSI HBA article entitled "FCE-3210/6410 32 and 64-bit PCI-to-Fibre Channel HBA", 6 pages, printed 10/01/01.
66	iSCSI HBA article entitled "iSCSI Storage", 6 pages, printed 10/01/01.
67	"Two-Way TCP Traffic Over Rate Controlled Channels: Effects and Analysis", by Kalampoukas et al., IEEE Transactions on Networking, vol. 6, no. 6, December 1998.
68	IReady News article entitled "Toshiba Delivers First Chips to Make Consumer Devices Internet-Ready Based on iReady Design", Santa Clara, CA, and Tokyo, Japan, October 14, 1998, printed 11/2/98.
69	United States Patent Application No. 08/964,304, by Napolitano, et al., entitled "File Array Storage Architecture", filed 11/04/97.
70	"File System Design For An NFS File Server Appliance", Article by D. Hitz, et al., 13 pages.
71	Adaptec Press Release article entitled "Adaptec Announces EtherStorage Technology", 2 pages, May 4, 2000, printed 6/14/00.
72	Adaptec article entitled "EtherStorage Frequently Asked Questions", 5 pages, printed 7/19/00.
73	Adaptec article entitled "EtherStorage White Paper", 7 pages, printed 7/19/00.
74	CIBC World Markets article entitled "Computers; Storage", by J. Bertino et al., 9 pages, dated August 7, 2000.
75	Merrill Lynch article entitled "Storage Futures", by S. Milunovich, 22 pages, dated May 10, 2000.
76	CBS Market Watch article entitled "Montreal Start-Up Battles Data Storage Bottleneck", by S. Taylor, dated March 5, 2000, 2 pages, printed 3/7/00.
77	Internet-draft article entitled "SCSI/TCP (SCSI over TCP)", by J. Satran et al., 38 pages, dated February 2000, printed 5/19/00.
78	Article entitled "LRP. A New Network Subsystem Architecture for Server Systems:", by P. Druschel and G. Banga, Rice University, 15 pages.

**INFORMATION DISCLOSURE
STATEMENT BY APPLICANT**
(Not for submission under 37 CFR 1.99)

Application Number	14038297
Filing Date	2013-09-26
First Named Inventor	Laurence B. Boucher
Art Unit	Unknown
Examiner Name	Unknown
Attorney Docket Number	ALA-002B

79	Internet RFC/STD/FYI/BCP Archives article with heading "RFC2140" entitled "TCP control Block Interdependence", web address http://www.faqs.org/rfcs/rfc2140.html , 9 pages, printed 9/20/02.
80	I. HEIZER et al., Common Internet File System Protocol (CIFS/1.0), Internet Draft, Internet Engineering Task Force (IETF), June 13, 1996.
81	DAVID D. CLARK et al., NETBLT: A Bulk Data Transfer Protocol, Request For Comments (RFC) 998, March 1987.
82	K. SOLLINS, The TFTP Protocol (Revision 2), Request For Comments (RFC) 1350, July 1992.
83	W. DAVID SCHWADERER, C Programmer's Guide to NetBIOS, IPX, and SPX, 1992, pages 322-323.
84	Internet pages entitled "Technical White Paper-Xpoint's Disk to LAN Acceleration Solution for Windows NT Server, printed 6/5/97, 15 pages.
85	Jato Technologies article entitled "Network Accelerator Chip Architecture, twelve-slide presentation, printed 8/19/98, 13 pages.
86	EETimes article entitled "Enterprise System Uses Flexible Spec, dated August 10, 1998, printed 11/25/98, 3 pages.
87	Internet pages entitled "Smart Ethernet Network Interface Cards", which Berend Ozceri is developing, printed 11/25/98, 2 pages.
88	Internet pages of Xaqti corporation entitled "GigaPower Protocol Processor Product Review," printed 11/25/99, 4 pages.
89	U.S. Provisional Patent Application No.: 60/283,896, Titled: CRC Calculations for Out of Order PUDs, Filed April 12, 2003, Inventor: Amit Oren, Assignee: Siliquent Technologies Ltd.
90	Internet pages entitled "DART: Fast Application Level Networking via Data-Copy Avoidance," by Robert J. Walsh, printed 6/3/99, 25 pages.
91	Andrew S. Tanenbaum, Computer Networks, Third Edition, 1996, ISBN 0-13-349945-6.
92	Article from Rice University entitled "LRP: A New Network Subsystem Architecture for Server Systems", by Peter Druschel and Gaurav Banga, 14 pages.
93	Internet RFC/STD/FYI/BCP Archives article with heading "RFC2140" entitled "TCP Control Block Interdependence", web address http://www.faqs.org/rfcs/rfc2140.html , 9 pages, printed 9/20/02.

**INFORMATION DISCLOSURE
STATEMENT BY APPLICANT**

(Not for submission under 37 CFR 1.99)

Application Number	14038297
Filing Date	2013-09-26
First Named Inventor	Laurence B. Boucher
Art Unit	Unknown
Examiner Name	Unknown
Attorney Docket Number	ALA-002B

Page 24 of 25

94	Wind River article entitled "Tornado: For Intelligent Network Acceleration", copyright Wind River Systems, 2001, 2 pages.
95	WindRiver White Paper entitled "Complete TCP/IP Offload for High-Speed Ethernet Networks", Copyright Wind River Systems, 2002, 7 pages.
96	Intel article entitled "Solving Server Bottlenecks with Intel Server Adapters", Copyright Intel Corporation, 1999, 8 pages.
97	Schwaderer et al., IEEE Computer Society Press publication entitled, "XTP in VLSI Protocol Decomposition for ASIC Implementation", from 15th Conference on Local Computer Networks, 5 pages, Sept. 30- Oct. 3, 1990.
98	Beach, Bob, IEEE Computer Society Press publication entitled, "UltraNet: An Architecture for Gigabit Networking", from 15th Conference on Local Computer Networks, 18 pages, Sept. 30-Oct. 3, 1990.
99	Chesson et al., IEEE Syposium Record entitled, "The Protocol Engine Chipset", from Hot Chips III, 16 pages, Aug. 26-27, 1991.
100	Maclean et al., IEEE Global Telecommunications Conference, Globecom '91, presentation entitled, "An Outboard Processor for High Performance Implementation of Transport Layer Protocols", 7 pages, Dec.2-5, 1991.
101	Ross et al., IEEE article entitled "FX1000: A high performance single chip Gigabit Ethernet NIC", from Compean '97 Proceedings, 7 pages, Feb. 23-26, 1997.
102	Strayer et al., "Ch. 9: The Protocol Engine" from XTP: The Transfer Protocol, 12 pages, July 1992.
103	Publication entitled "Protocol Engine Handbook", 44 pages, Oct. 1990.
104	Koufopavlou et al., IEEE Global Telecommunications Conference, Globecom '92, presentation entitled, "Parallel TCP for High Performance Communication Subsystems", 7 pages, Dec. 6-9, 1992.
105	Lilienkamp et al., Publication entitled "Proposed Host-Front End Protocol", 56 pages, Dec. 1984.
106	Thia et al. Publication entitled "High-Speed OSI Protocol Bypass Algorithm with Window Flow Control," Protocols for High Speed Networks, pages 53-68, 1993.
107	U.S. Provisional Patent Application No.: 60/053,240, Titled: TCP/IP Network Accelerator and Method of Use, Filed July 17, 1997, Inventor: William Jolizt et al.
108	Thia et al. Publication entitled "A Reduced Operational Protocol Engine (ROPE) for a multiple-layer bypass architecture," Protocols for High Speed Networks, pages 224-239, 1995.

INFORMATION DISCLOSURE STATEMENT BY APPLICANT (Not for submission under 37 CFR 1.99)	Application Number		14038297
	Filing Date		2013-09-26
	First Named Inventor		Laurence B. Boucher
	Art Unit		Unknown
	Examiner Name		Unknown
	Attorney Docket Number		ALA-002B

Page 25 of 25

	109	Form 10-K for Exelan, Inc., for the fiscal year ending December 31, 1987 (10 pages).
	110	Form 10-K for Exelan, Inc., for the fiscal year ending December 31, 1988 (10 pages).
	111	Thia, Y.H. Publication entitled "High-Speed OSI Protocol Bypass Algorithm with Window Flow Control", Protocols for High Speed Networks, pages 53-68, 1993.
	112	Thia, Y.H. Publication entitled "A Reduced Operational Protocol Engine (ROPE) for a multiple layer bypass architecture", Protocols for High Speed Networks, pages 224-239, 1995.

EXAMINER SIGNATURE

Examiner Signature		Date Considered	
*EXAMINER: Initial if reference considered, whether or not citation is in conformance with MPEP 609. Draw line through a citation if not in conformance and not considered. Include copy of this form with next communication to applicant.			

Electronic Acknowledgement Receipt

EFS ID:	17711894
Application Number:	14038297
International Application Number:	
Confirmation Number:	9829
Title of Invention:	Intelligent Network Interface System and Method for Protocol Processing
First Named Inventor/Applicant Name:	Laurence B. Boucher
Customer Number:	24501
Filer:	Mark Alan Lauer
Filer Authorized By:	
Attorney Docket Number:	ALA-002B
Receipt Date:	19-DEC-2013
Filing Date:	26-SEP-2013
Time Stamp:	15:18:30
Application Type:	Utility under 35 USC 111(a)

Payment information:

Submitted with Payment	no
------------------------	----

File Listing:

Document Number	Document Description	File Name	File Size(Bytes)/ Message Digest	Multi Part /.zip	Pages (if appl.)
1	Transmittal Letter	Transmittal_of_IDS_ALA-002B.pdf	75165 a1ccee5b9b9df57b86f3a38e80c8d8970e04231	no	1

Warnings:

Information:

2	Information Disclosure Statement (IDS) Form (SB08)	IDS_ALA-002B.pdf	3247214	no	25
3cb18058a323c26e719c3e1b673cd7206515a498					
Warnings:					
Information:					
This is not an USPTO supplied IDS fillable form					
Total Files Size (in bytes):			3322379		
<p>This Acknowledgement Receipt evidences receipt on the noted date by the USPTO of the indicated documents, characterized by the applicant, and including page counts, where applicable. It serves as evidence of receipt similar to a Post Card, as described in MPEP 503.</p> <p><u>New Applications Under 35 U.S.C. 111</u> If a new application is being filed and the application includes the necessary components for a filing date (see 37 CFR 1.53(b)-(d) and MPEP 506), a Filing Receipt (37 CFR 1.54) will be issued in due course and the date shown on this Acknowledgement Receipt will establish the filing date of the application.</p> <p><u>National Stage of an International Application under 35 U.S.C. 371</u> If a timely submission to enter the national stage of an international application is compliant with the conditions of 35 U.S.C. 371 and other applicable requirements a Form PCT/DO/EO/903 indicating acceptance of the application as a national stage submission under 35 U.S.C. 371 will be issued in addition to the Filing Receipt, in due course.</p> <p><u>New International Application Filed with the USPTO as a Receiving Office</u> If a new international application is being filed and the international application includes the necessary components for an international filing date (see PCT Article 11 and MPEP 1810), a Notification of the International Application Number and of the International Filing Date (Form PCT/RO/105) will be issued in due course, subject to prescriptions concerning national security, and the date shown on this Acknowledgement Receipt will establish the international filing date of the application.</p>					

**INFORMATION DISCLOSURE
STATEMENT BY APPLICANT**
(Not for submission under 37 CFR 1.99)

Application Number	14038297
Filing Date	2013-09-26
First Named Inventor	Laurence B. Boucher
Art Unit	Unknown
Examiner Name	Unknown
Attorney Docket Number	ALA-002B

	248	5802258		1998-09-01	Chen	
	249	5802580		1998-09-01	McAipice	
	250	5809328		1998-09-15	Nogales et al.	
	251	5809527		1998-09-15	Cooper et al.	
	252	5812775		1998-09-22	Van Seeters et al.	
	253	5815646		1998-09-29	Purcell et al.	
	254	5828835		1998-10-27	Mark S. Isfeld et al.	
	255	5848293		1998-12-08	Gentry et al.	
	256	5872919		1999-02-16	Wakeland et al.	
	257	5878225		1999-03-02	Bilansky et al.	
	258	5892903		1999-04-06	Christopher W. Klaus	
	259	5898713		1999-04-27	Melzer et al.	
	260	5913028		1999-06-15	Wang, et al.	
	261	5920566		1999-07-06	Ariel Hendel et al.	
	262	5930830		1999-07-27	Mendelson et al.	
	263	5931918		1999-08-03	Row et al.	
	264	5935205		1999-08-10	Murayama et al.	
	265	5937169		1999-08-10	Connery et al.	
	266	5941969		1999-08-24	Ram et al.	
	267	5941972		1999-08-24	Hoese et al.	
	268	5950203		1999-09-07	Stakuis et al.	
5790804	269	5970804		1998-08-04	Osborne	
	270	5987022		1999-11-16	Robert L. Geiger et al.	
	271	5991299		1999-11-23	Radogna et al.	
	272	5996013		1999-11-30	Gary Scott Delp et al.	
	273	5996024		1999-11-30	Blumenau	
	274	6005849		1999-12-21	Roach et al.	
	275	6009478		1999-12-28	Panner, et al.	

**INFORMATION DISCLOSURE
STATEMENT BY APPLICANT**
(Not for submission under 37 CFR 1.99)

Application Number	14038297
Filing Date	2013-09-26
First Named Inventor	Laurence B. Boucher
Art Unit	Unknown
Examiner Name	Unknown
Attorney Docket Number	ALA-002B

304	6173333	1997-07-18	Jolitz et al.
305	6181705	2004-02-24	San-Hong Kim
306	6202105	2001-03-13	Gates et al.
307	6223242	2001-04-24	Stephen J. Sheafor et al.
308	6226680	2001-05-01	Boucher et al.
309	6246683	2001-06-12	Connery et al.
310	6247060	2001-06-12	Boucher et al.
311	6279051	2001-08-21	Gates et al.
312	6289023	2001-09-11	Brian M. Dowling et al.
313	6298403	2001-10-02	Suri et al.
314	6324649	2001-11-27	Kevin W. Eyres et al.
315	6334153	2001-12-25	Boucher et al.
316	6343360	2002-01-29	David Feinleib
317	6345301	2002-02-05	Burns et al.
318	6345302	2002-02-05	Toby D. Bennett et al.
319	6356951	2002-03-12	Gentry et al.
320	6370599	2002-04-09	Sanjay Anand et al.
321	6385647	2002-05-07	Dean Willis et al.
322	6389468	2002-05-14	Muller et al.
323	6389479	2002-05-14	Boucher
324	6393487	2002-05-21	Boucher, et al.
325	6421742	2002-07-16	Tillier
326	6421753	2002-07-16	Geoffrey B. Hoese et al.
327	6427169	2002-07-30	Elzur
328	6427171	2002-07-30	Craft, et al.
329	6427173	2002-07-30	Laurence B. Boucher et al.
330	6434620	2002-08-13	Boucher, et al.
331	6434651	2002-08-13	Gentry, Jr.

**INFORMATION DISCLOSURE
STATEMENT BY APPLICANT**
(Not for submission under 37 CFR 1.99)

Application Number	14038297
Filing Date	2013-09-26
First Named Inventor	Laurence B. Boucher
Art Unit	Unknown
Examiner Name	Unknown
Attorney Docket Number	ALA-002B

Page 16 of 25

25	20010025315	2001-01-10	Jolitz <i>2001-09-27</i>
26	20010004354	2001-01-10	Jolitz <i>2001-06-21</i>
27	2001/0013059	2001-08-09	Dawson et al.
28	20010014892	2001-08-16	Gaither et al.
29	20010014954	2001-08-16	Purcell et al.
30	20010048681	2001-12-06	Bilic et al.
31	2001/0053148	2001-12-20	Bilic et al.
32	20020073223	2002-06-13	B. Scott Damell et al
33	20020112175	2002-08-15	Makofka et al.
34	20030066011	2002-03-11	Oren <i>2003-04-11</i>
35	20030110344	2003-06-01	Szezepanek et al.
36	20030165160	2003-09-04	Minami et al.
37	20040054814	2004-03-01	McDaniel
38	20040059926	2004-03-25	Angelo, et al.
39	20040153578	2004-08-01	Elzur
40	20040213290	2004-10-01	Johnson et al.
41	20040246974	2004-12-09	Gyugyi et al.

FOREIGN PATENT DOCUMENTS

Examiner Initial	Cite No	Foreign Document Number	Country Code i	Kind Code	Publication Date	Name of Patentee or Applicant of cited Document	Pages, Columns, Lines where Relevant Passages or Relevant Figures Appear
	1	WO 98/19412	US		1998-05-07		
	2	WO 98/50852	US		1998-11-12		
	3	WO 99/04343	US		1999-01-28		
	4	WO 07/130476	US		2007-11-15	Alacritech, Inc.	
	5	PCT/US98/2494 3	US		2000-03-09		

Electronic Acknowledgement Receipt

EFS ID:	18083292
Application Number:	14038297
International Application Number:	
Confirmation Number:	9829
Title of Invention:	Intelligent Network Interface System and Method for Protocol Processing
First Named Inventor/Applicant Name:	Laurence B. Boucher
Customer Number:	24501
Filer:	Mark Alan Lauer
Filer Authorized By:	
Attorney Docket Number:	ALA-002B
Receipt Date:	31-JAN-2014
Filing Date:	26-SEP-2013
Time Stamp:	15:08:36
Application Type:	Utility under 35 USC 111(a)

Payment information:

Submitted with Payment	no
------------------------	----

File Listing:

Document Number	Document Description	File Name	File Size(Bytes)/ Message Digest	Multi Part /.zip	Pages (if appl.)
1	Transmittal Letter	Transmittal_of_IDS_Replaceme nt_Pages_ALA-002B.pdf	100630 <small>0dd8048a898e2fd9925733c7cdcbf371d74 c8277</small>	no	2

Warnings:

Information:

2	Information Disclosure Statement (IDS) Form (SB08)	IDS_Replacement_Pages_ALA-002B.pdf	363656 <small>d4d688492c364d4db217fd4a279a2faac0fc9684f</small>	no	3
Warnings:					
Information:					
This is not an USPTO supplied IDS fillable form					
Total Files Size (in bytes):			464286		
<p>This Acknowledgement Receipt evidences receipt on the noted date by the USPTO of the indicated documents, characterized by the applicant, and including page counts, where applicable. It serves as evidence of receipt similar to a Post Card, as described in MPEP 503.</p> <p><u>New Applications Under 35 U.S.C. 111</u> If a new application is being filed and the application includes the necessary components for a filing date (see 37 CFR 1.53(b)-(d) and MPEP 506), a Filing Receipt (37 CFR 1.54) will be issued in due course and the date shown on this Acknowledgement Receipt will establish the filing date of the application.</p> <p><u>National Stage of an International Application under 35 U.S.C. 371</u> If a timely submission to enter the national stage of an international application is compliant with the conditions of 35 U.S.C. 371 and other applicable requirements a Form PCT/DO/EO/903 indicating acceptance of the application as a national stage submission under 35 U.S.C. 371 will be issued in addition to the Filing Receipt, in due course.</p> <p><u>New International Application Filed with the USPTO as a Receiving Office</u> If a new international application is being filed and the international application includes the necessary components for an international filing date (see PCT Article 11 and MPEP 1810), a Notification of the International Application Number and of the International Filing Date (Form PCT/RO/105) will be issued in due course, subject to prescriptions concerning national security, and the date shown on this Acknowledgement Receipt will establish the international filing date of the application.</p>					

IN THE UNITED STATES PATENT AND TRADEMARK OFFICE

Application of Laurence B. Boucher et al.	Application No.:	14/038,297
Filing Date: September 26, 2013	Examiner:	Unknown
Atty. Docket No: ALA-002B	GAU:	Unknown
For:	INTELLIGENT NETWORK INTERFACE SYSTEM AND METHOD FOR ACCELERATED PROTOCOL PROCESSING	

January 31, 2014

Commissioner for Patents
P.O. Box 1450
Alexandria, VA 22313-1450

Submission of Information Disclosure Statement Replacement Pages

Sir:

On December 19, 2013, applicant filed an IDS for this application, including a 25 page IDS form listing documents that were considered by the Examiner in parent Application No. 09/692,561, which is relied on for an earlier effective filing date under 35 U.S.C. §120. On December 20, 2013, applicants received in the parent case a few corrections to the list of documents that were cited in that case.

Accompanying this letter is are replacement pages for pages 10, 12 and 16 of the IDS form that was submitted on December 19, 2013, the replacement pages including corrections to the list of documents corresponding to the corrections received in the parent case.

The Examiner is respectfully requested to consider the references listed and initial the replacement pages to indicate that the references were considered.

Respectfully submitted,

/Mark Lauer/

Mark Lauer

Reg. No. 36,578

7901 Stoneridge Drive

Suite 528

Pleasanton, CA 94566

Tel: (925) 621-2121

Fax: (925) 621-2119



UNITED STATES PATENT AND TRADEMARK OFFICE

UNITED STATES DEPARTMENT OF COMMERCE
United States Patent and Trademark Office
Address: COMMISSIONER FOR PATENTS
P.O. Box 1450
Alexandria, Virginia 22313-1450
www.uspto.gov

Table with 4 columns: APPLICATION NUMBER (14/038,297), FILING OR 371(C) DATE (09/26/2013), FIRST NAMED APPLICANT (Laurence B. Boucher), ATTY. DOCKET NO./TITLE (ALA-002B)

CONFIRMATION NO. 9829

PUBLICATION NOTICE



24501
MARK A LAUER
SILICON EDGE LAW GROUP LLP
7901 STONERIDGE DRIVE
SUITE 528
PLEASANTON, CA 94588

Title: Intelligent Network Interface System and Method for Protocol Processing

Publication No. US-2014-0059155-A1

Publication Date: 02/27/2014

NOTICE OF PUBLICATION OF APPLICATION

The above-identified application will be electronically published as a patent application publication pursuant to 37 CFR 1.211, et seq. The patent application publication number and publication date are set forth above.

The publication may be accessed through the USPTO's publically available Searchable Databases via the Internet at www.uspto.gov. The direct link to access the publication is currently http://www.uspto.gov/patft/.

The publication process established by the Office does not provide for mailing a copy of the publication to applicant. A copy of the publication may be obtained from the Office upon payment of the appropriate fee set forth in 37 CFR 1.19(a)(1). Orders for copies of patent application publications are handled by the USPTO's Office of Public Records. The Office of Public Records can be reached by telephone at (703) 308-9726 or (800) 972-6382, by facsimile at (703) 305-8759, by mail addressed to the United States Patent and Trademark Office, Office of Public Records, Alexandria, VA 22313-1450 or via the Internet.

In addition, information on the status of the application, including the mailing date of Office actions and the dates of receipt of correspondence filed in the Office, may also be accessed via the Internet through the Patent Electronic Business Center at www.uspto.gov using the public side of the Patent Application Information and Retrieval (PAIR) system. The direct link to access this status information is currently http://pair.uspto.gov/. Prior to publication, such status information is confidential and may only be obtained by applicant using the private side of PAIR.

Further assistance in electronically accessing the publication, or about PAIR, is available by calling the Patent Electronic Business Center at 1-866-217-9197.

Office of Data Management, Application Assistance Unit (571) 272-4000, or (571) 272-4200, or 1-888-786-0101



NOTICE OF ALLOWANCE AND FEE(S) DUE

24501 7590 06/20/2014
MARK A LAUER
SILICON EDGE LAW GROUP LLP
7901 STONERIDGE DRIVE
SUITE 528
PLEASANTON, CA 94588

Table with 2 columns: EXAMINER (MEKY, MOUSTAFA M), ART UNIT (2457), PAPER NUMBER

DATE MAILED: 06/20/2014

Table with 5 columns: APPLICATION NO. (14/038,297), FILING DATE (09/26/2013), FIRST NAMED INVENTOR (Laurence B. Boucher), ATTORNEY DOCKET NO. (ALA-002B), CONFIRMATION NO. (9829)

TITLE OF INVENTION: INTELLIGENT NETWORK INTERFACE SYSTEM AND METHOD FOR PROTOCOL PROCESSING

Table with 7 columns: APPLN. TYPE (nonprovisional), ENTITY STATUS (UNDISCOUNTED), ISSUE FEE DUE (\$960), PUBLICATION FEE DUE (\$0), PREV. PAID ISSUE FEE (\$0), TOTAL FEE(S) DUE (\$960), DATE DUE (09/22/2014)

THE APPLICATION IDENTIFIED ABOVE HAS BEEN EXAMINED AND IS ALLOWED FOR ISSUANCE AS A PATENT. PROSECUTION ON THE MERITS IS CLOSED. THIS NOTICE OF ALLOWANCE IS NOT A GRANT OF PATENT RIGHTS. THIS APPLICATION IS SUBJECT TO WITHDRAWAL FROM ISSUE AT THE INITIATIVE OF THE OFFICE OR UPON PETITION BY THE APPLICANT. SEE 37 CFR 1.313 AND MPEP 1308.

THE ISSUE FEE AND PUBLICATION FEE (IF REQUIRED) MUST BE PAID WITHIN THREE MONTHS FROM THE MAILING DATE OF THIS NOTICE OR THIS APPLICATION SHALL BE REGARDED AS ABANDONED. THIS STATUTORY PERIOD CANNOT BE EXTENDED. SEE 35 U.S.C. 151. THE ISSUE FEE DUE INDICATED ABOVE DOES NOT REFLECT A CREDIT FOR ANY PREVIOUSLY PAID ISSUE FEE IN THIS APPLICATION. IF AN ISSUE FEE HAS PREVIOUSLY BEEN PAID IN THIS APPLICATION (AS SHOWN ABOVE), THE RETURN OF PART B OF THIS FORM WILL BE CONSIDERED A REQUEST TO REAPPLY THE PREVIOUSLY PAID ISSUE FEE TOWARD THE ISSUE FEE NOW DUE.

HOW TO REPLY TO THIS NOTICE:

I. Review the ENTITY STATUS shown above. If the ENTITY STATUS is shown as SMALL or MICRO, verify whether entitlement to that entity status still applies.

If the ENTITY STATUS is the same as shown above, pay the TOTAL FEE(S) DUE shown above.

If the ENTITY STATUS is changed from that shown above, on PART B - FEE(S) TRANSMITTAL, complete section number 5 titled "Change in Entity Status (from status indicated above)".

For purposes of this notice, small entity fees are 1/2 the amount of undiscounted fees, and micro entity fees are 1/2 the amount of small entity fees.

II. PART B - FEE(S) TRANSMITTAL, or its equivalent, must be completed and returned to the United States Patent and Trademark Office (USPTO) with your ISSUE FEE and PUBLICATION FEE (if required). If you are charging the fee(s) to your deposit account, section "4b" of Part B - Fee(s) Transmittal should be completed and an extra copy of the form should be submitted. If an equivalent of Part B is filed, a request to reapply a previously paid issue fee must be clearly made, and delays in processing may occur due to the difficulty in recognizing the paper as an equivalent of Part B.

III. All communications regarding this application must give the application number. Please direct all communications prior to issuance to Mail Stop ISSUE FEE unless advised to the contrary.

IMPORTANT REMINDER: Utility patents issuing on applications filed on or after Dec. 12, 1980 may require payment of maintenance fees. It is patentee's responsibility to ensure timely payment of maintenance fees when due.

PART B - FEE(S) TRANSMITTAL

**Complete and send this form, together with applicable fee(s), to: Mail Mail Stop ISSUE FEE
 Commissioner for Patents
 P.O. Box 1450
 Alexandria, Virginia 22313-1450
 or Fax (571)-273-2885**

INSTRUCTIONS: This form should be used for transmitting the ISSUE FEE and PUBLICATION FEE (if required). Blocks 1 through 5 should be completed where appropriate. All further correspondence including the Patent, advance orders and notification of maintenance fees will be mailed to the current correspondence address as indicated unless corrected below or directed otherwise in Block 1, by (a) specifying a new correspondence address; and/or (b) indicating a separate "FEE ADDRESS" for maintenance fee notifications.

CURRENT CORRESPONDENCE ADDRESS (Note: Use Block 1 for any change of address)

24501 7590 06/20/2014
MARK A LAUER
SILICON EDGE LAW GROUP LLP
7901 STONERIDGE DRIVE
SUITE 528
PLEASANTON, CA 94588

Note: A certificate of mailing can only be used for domestic mailings of the Fee(s) Transmittal. This certificate cannot be used for any other accompanying papers. Each additional paper, such as an assignment or formal drawing, must have its own certificate of mailing or transmission.

Certificate of Mailing or Transmission

I hereby certify that this Fee(s) Transmittal is being deposited with the United States Postal Service with sufficient postage for first class mail in an envelope addressed to the Mail Stop ISSUE FEE address above, or being facsimile transmitted to the USPTO (571) 273-2885, on the date indicated below.

_____ (Depositor's name)
_____ (Signature)
_____ (Date)

APPLICATION NO.	FILING DATE	FIRST NAMED INVENTOR	ATTORNEY DOCKET NO.	CONFIRMATION NO.
-----------------	-------------	----------------------	---------------------	------------------

14/038,297 09/26/2013 Laurence B. Boucher ALA-002B 9829

TITLE OF INVENTION: INTELLIGENT NETWORK INTERFACE SYSTEM AND METHOD FOR PROTOCOL PROCESSING

APPLN. TYPE	ENTITY STATUS	ISSUE FEE DUE	PUBLICATION FEE DUE	PREV. PAID ISSUE FEE	TOTAL FEE(S) DUE	DATE DUE
-------------	---------------	---------------	---------------------	----------------------	------------------	----------

nonprovisional UNDISCOUNTED \$960 \$0 \$0 \$960 09/22/2014

EXAMINER	ART UNIT	CLASS-SUBCLASS
----------	----------	----------------

MEKY, MOUSTAFA M 2457 709-212000

1. Change of correspondence address or indication of "Fee Address" (37 CFR 1.363).

- Change of correspondence address (or Change of Correspondence Address form PTO/SB/122) attached.
- "Fee Address" indication (or "Fee Address" Indication form PTO/SB/47; Rev 03-02 or more recent) attached. **Use of a Customer Number is required.**

2. For printing on the patent front page, list

- (1) The names of up to 3 registered patent attorneys or agents OR, alternatively, 1 _____
- (2) The name of a single firm (having as a member a registered attorney or agent) and the names of up to 2 registered patent attorneys or agents. If no name is listed, no name will be printed. 2 _____
- 3 _____

3. ASSIGNEE NAME AND RESIDENCE DATA TO BE PRINTED ON THE PATENT (print or type)

PLEASE NOTE: Unless an assignee is identified below, no assignee data will appear on the patent. If an assignee is identified below, the document has been filed for recordation as set forth in 37 CFR 3.11. Completion of this form is NOT a substitute for filing an assignment.

(A) NAME OF ASSIGNEE (B) RESIDENCE: (CITY and STATE OR COUNTRY)

Please check the appropriate assignee category or categories (will not be printed on the patent): Individual Corporation or other private group entity Government

4a. The following fee(s) are submitted:

- Issue Fee
- Publication Fee (No small entity discount permitted)
- Advance Order - # of Copies _____

4b. Payment of Fee(s): (Please first reapply any previously paid issue fee shown above)

- A check is enclosed.
- Payment by credit card. Form PTO-2038 is attached.
- The Director is hereby authorized to charge the required fee(s), any deficiency, or credits any overpayment, to Deposit Account Number _____ (enclose an extra copy of this form).

5. Change in Entity Status (from status indicated above)

- Applicant certifying micro entity status. See 37 CFR 1.29
- Applicant asserting small entity status. See 37 CFR 1.27
- Applicant changing to regular undiscounted fee status.

NOTE: Absent a valid certification of Micro Entity Status (see forms PTO/SB/15A and 15B), issue fee payment in the micro entity amount will not be accepted at the risk of application abandonment.

NOTE: If the application was previously under micro entity status, checking this box will be taken to be a notification of loss of entitlement to micro entity status.

NOTE: Checking this box will be taken to be a notification of loss of entitlement to small or micro entity status, as applicable.

NOTE: This form must be signed in accordance with 37 CFR 1.31 and 1.33. See 37 CFR 1.4 for signature requirements and certifications.

Authorized Signature _____

Date _____

Typed or printed name _____

Registration No. _____



APPLICATION NO.	FILING DATE	FIRST NAMED INVENTOR	ATTORNEY DOCKET NO.	CONFIRMATION NO.
14/038,297	09/26/2013	Laurence B. Boucher	ALA-002B	9829
24501	7590	06/20/2014	EXAMINER MEKY, MOUSTAFA M	
MARK A LAUER SILICON EDGE LAW GROUP LLP 7901 STONERIDGE DRIVE SUITE 528 PLEASANTON, CA 94588			ART UNIT	PAPER NUMBER
			2457	

DATE MAILED: 06/20/2014

Determination of Patent Term Adjustment under 35 U.S.C. 154 (b)
(Applications filed on or after May 29, 2000)

The Office has discontinued providing a Patent Term Adjustment (PTA) calculation with the Notice of Allowance.

Section 1(h)(2) of the AIA Technical Corrections Act amended 35 U.S.C. 154(b)(3)(B)(i) to eliminate the requirement that the Office provide a patent term adjustment determination with the notice of allowance. See Revisions to Patent Term Adjustment, 78 Fed. Reg. 19416, 19417 (Apr. 1, 2013). Therefore, the Office is no longer providing an initial patent term adjustment determination with the notice of allowance. The Office will continue to provide a patent term adjustment determination with the Issue Notification Letter that is mailed to applicant approximately three weeks prior to the issue date of the patent, and will include the patent term adjustment on the patent. Any request for reconsideration of the patent term adjustment determination (or reinstatement of patent term adjustment) should follow the process outlined in 37 CFR 1.705.

Any questions regarding the Patent Term Extension or Adjustment determination should be directed to the Office of Patent Legal Administration at (571)-272-7702. Questions relating to issue and publication fee payments should be directed to the Customer Service Center of the Office of Patent Publication at 1-(888)-786-0101 or (571)-272-4200.

<i>Notice Requiring Inventor's Oath or Declaration</i>	Application No. 14/038,297	Applicant(s) Laurence B. Boucher	
	Examiner MEKY, MOUSTAFA M	Art Unit 2457	

This notice is an attachment to the Notice of Allowability (PTOL-37), or the Notice of Allowability For A Design Application (PTOL-37D).

An inventor's oath or declaration in compliance with 37 CFR 1.63 or 1.64 executed by or with respect to each inventor has not yet been submitted.

An oath or declaration in compliance with 37 CFR 1.63, or a substitute statement in compliance with 37 CFR 1.64, executed by or with respect to each inventor (for any inventor for which a compliant oath, declaration, or substitute statement has not yet been submitted) **MUST** be filed no later than the date on which the issue fee is paid. See 35 U.S.C. 115(f). Failure to timely comply will result in ABANDONMENT of this application.

A properly executed inventor's oath to declaration has not been received for the following inventor(s):

If applicant previously filed one or more oaths, declarations, or substitute statements, applicant may have received an informational notice regarding deficiencies therein.

The following deficiencies are noted:

INFORMAL ACTION PROBLEMS

- A properly executed inventor's oath or declaration has not been received for the following inventor(s): **Clive M. Philbrick**.
Applicant may submit the inventor's oath or declaration at any time before the Notice of Allowance and Fee(s) Due, PTOL-85, is mailed.

Questions relating to this Notice should be directed to the Application Assistance Unit at 571-272-4200.

OMB Clearance and PRA Burden Statement for PTOL-85 Part B

The Paperwork Reduction Act (PRA) of 1995 requires Federal agencies to obtain Office of Management and Budget approval before requesting most types of information from the public. When OMB approves an agency request to collect information from the public, OMB (i) provides a valid OMB Control Number and expiration date for the agency to display on the instrument that will be used to collect the information and (ii) requires the agency to inform the public about the OMB Control Number's legal significance in accordance with 5 CFR 1320.5(b).

The information collected by PTOL-85 Part B is required by 37 CFR 1.311. The information is required to obtain or retain a benefit by the public which is to file (and by the USPTO to process) an application. Confidentiality is governed by 35 U.S.C. 122 and 37 CFR 1.14. This collection is estimated to take 12 minutes to complete, including gathering, preparing, and submitting the completed application form to the USPTO. Time will vary depending upon the individual case. Any comments on the amount of time you require to complete this form and/or suggestions for reducing this burden, should be sent to the Chief Information Officer, U.S. Patent and Trademark Office, U.S. Department of Commerce, P.O. Box 1450, Alexandria, Virginia 22313-1450. DO NOT SEND FEES OR COMPLETED FORMS TO THIS ADDRESS. SEND TO: Commissioner for Patents, P.O. Box 1450, Alexandria, Virginia 22313-1450. Under the Paperwork Reduction Act of 1995, no persons are required to respond to a collection of information unless it displays a valid OMB control number.

Privacy Act Statement

The Privacy Act of 1974 (P.L. 93-579) requires that you be given certain information in connection with your submission of the attached form related to a patent application or patent. Accordingly, pursuant to the requirements of the Act, please be advised that: (1) the general authority for the collection of this information is 35 U.S.C. 2(b)(2); (2) furnishing of the information solicited is voluntary; and (3) the principal purpose for which the information is used by the U.S. Patent and Trademark Office is to process and/or examine your submission related to a patent application or patent. If you do not furnish the requested information, the U.S. Patent and Trademark Office may not be able to process and/or examine your submission, which may result in termination of proceedings or abandonment of the application or expiration of the patent.

The information provided by you in this form will be subject to the following routine uses:

1. The information on this form will be treated confidentially to the extent allowed under the Freedom of Information Act (5 U.S.C. 552) and the Privacy Act (5 U.S.C. 552a). Records from this system of records may be disclosed to the Department of Justice to determine whether disclosure of these records is required by the Freedom of Information Act.
2. A record from this system of records may be disclosed, as a routine use, in the course of presenting evidence to a court, magistrate, or administrative tribunal, including disclosures to opposing counsel in the course of settlement negotiations.
3. A record in this system of records may be disclosed, as a routine use, to a Member of Congress submitting a request involving an individual, to whom the record pertains, when the individual has requested assistance from the Member with respect to the subject matter of the record.
4. A record in this system of records may be disclosed, as a routine use, to a contractor of the Agency having need for the information in order to perform a contract. Recipients of information shall be required to comply with the requirements of the Privacy Act of 1974, as amended, pursuant to 5 U.S.C. 552a(m).
5. A record related to an International Application filed under the Patent Cooperation Treaty in this system of records may be disclosed, as a routine use, to the International Bureau of the World Intellectual Property Organization, pursuant to the Patent Cooperation Treaty.
6. A record in this system of records may be disclosed, as a routine use, to another federal agency for purposes of National Security review (35 U.S.C. 181) and for review pursuant to the Atomic Energy Act (42 U.S.C. 218(c)).
7. A record from this system of records may be disclosed, as a routine use, to the Administrator, General Services, or his/her designee, during an inspection of records conducted by GSA as part of that agency's responsibility to recommend improvements in records management practices and programs, under authority of 44 U.S.C. 2904 and 2906. Such disclosure shall be made in accordance with the GSA regulations governing inspection of records for this purpose, and any other relevant (i.e., GSA or Commerce) directive. Such disclosure shall not be used to make determinations about individuals.
8. A record from this system of records may be disclosed, as a routine use, to the public after either publication of the application pursuant to 35 U.S.C. 122(b) or issuance of a patent pursuant to 35 U.S.C. 151. Further, a record may be disclosed, subject to the limitations of 37 CFR 1.14, as a routine use, to the public if the record was filed in an application which became abandoned or in which the proceedings were terminated and which application is referenced by either a published application, an application open to public inspection or an issued patent.
9. A record from this system of records may be disclosed, as a routine use, to a Federal, State, or local law enforcement agency, if the USPTO becomes aware of a violation or potential violation of law or regulation.

Notice of Allowability	Application No. 14/038,297	Applicant(s) BOUCHER ET AL.	
	Examiner MOUSTAFA M. MEKY	Art Unit 2457	AIA (First Inventor to File) Status No

-- The MAILING DATE of this communication appears on the cover sheet with the correspondence address--

All claims being allowable, PROSECUTION ON THE MERITS IS (OR REMAINS) CLOSED in this application. If not included herewith (or previously mailed), a Notice of Allowance (PTOL-85) or other appropriate communication will be mailed in due course. **THIS NOTICE OF ALLOWABILITY IS NOT A GRANT OF PATENT RIGHTS.** This application is subject to withdrawal from issue at the initiative of the Office or upon petition by the applicant. See 37 CFR 1.313 and MPEP 1308.

1. This communication is responsive to the filing date 09/26/2013.
 A declaration(s)/affidavit(s) under **37 CFR 1.130(b)** was/were filed on _____.
2. An election was made by the applicant in response to a restriction requirement set forth during the interview on _____; the restriction requirement and election have been incorporated into this action.
3. The allowed claim(s) is/are 1-22. As a result of the allowed claim(s), you may be eligible to benefit from the **Patent Prosecution Highway** program at a participating intellectual property office for the corresponding application. For more information, please see http://www.uspto.gov/patents/init_events/pph/index.jsp or send an inquiry to PPHfeedback@uspto.gov.
4. Acknowledgment is made of a claim for foreign priority under 35 U.S.C. § 119(a)-(d) or (f).

Certified copies:

- a) All b) Some *c) None of the:
1. Certified copies of the priority documents have been received.
 2. Certified copies of the priority documents have been received in Application No. _____.
 3. Copies of the certified copies of the priority documents have been received in this national stage application from the International Bureau (PCT Rule 17.2(a)).

* Certified copies not received: _____.

Applicant has THREE MONTHS FROM THE "MAILING DATE" of this communication to file a reply complying with the requirements noted below. Failure to timely comply will result in ABANDONMENT of this application.

THIS THREE-MONTH PERIOD IS NOT EXTENDABLE.

5. CORRECTED DRAWINGS (as "replacement sheets") must be submitted.
 including changes required by the attached Examiner's Amendment / Comment or in the Office action of Paper No./Mail Date _____.
Identifying indicia such as the application number (see 37 CFR 1.84(c)) should be written on the drawings in the front (not the back) of each sheet. Replacement sheet(s) should be labeled as such in the header according to 37 CFR 1.121(d).
6. DEPOSIT OF and/or INFORMATION about the deposit of BIOLOGICAL MATERIAL must be submitted. Note the attached Examiner's comment regarding REQUIREMENT FOR THE DEPOSIT OF BIOLOGICAL MATERIAL.

Attachment(s)

- | | |
|---|--|
| 1. <input type="checkbox"/> Notice of References Cited (PTO-892) | 5. <input type="checkbox"/> Examiner's Amendment/Comment |
| 2. <input checked="" type="checkbox"/> Information Disclosure Statements (PTO/SB/08),
Paper No./Mail Date <u>12/19/2013 & 01/31/2014</u> | 6. <input checked="" type="checkbox"/> Examiner's Statement of Reasons for Allowance |
| 3. <input type="checkbox"/> Examiner's Comment Regarding Requirement for Deposit
of Biological Material | 7. <input type="checkbox"/> Other _____. |
| 4. <input type="checkbox"/> Interview Summary (PTO-413),
Paper No./Mail Date _____. | |

/MOUSTAFA M MEKY/
Primary Examiner, Art Unit 2457

1. The present application is being examined under the pre-AIA first to invent provisions.

REASONS FOR ALLOWANCE

2. The following is an examiner's statement of reasons for allowance: None of the prior art of record taken singularly or in combination teaches or suggest a network interface of a host computer for checking whether received packets have certain exception conditions, including whether the packets are IP fragmented, have a FIN flag set, or out of order; processing any of the received packet that have the exception conditions, and storing payload data of the received packets that do not have any of the exception conditions in a buffer of the host computer and without any TCP header stored between the payload data of the received packets.

Any comments considered necessary by applicant must be submitted no later than the payment of the issue fee and, to avoid processing delays, should preferably accompany the issue fee. Such submissions should be clearly labeled "Comments on Statement of Reasons for Allowance."

Any inquiry concerning this communication or earlier communications from the examiner should be directed to MOUSTAFA M. MEKY whose telephone number is (571)272-4005. The examiner can normally be reached on flex.

If attempts to reach the examiner by telephone are unsuccessful, the examiner's supervisor, Ario Etienne can be reached on 571-272-4001. The fax phone number for the organization where this application or proceeding is assigned is 571-273-8300.

Art Unit: 2457

Information regarding the status of an application may be obtained from the Patent Application Information Retrieval (PAIR) system. Status information for published applications may be obtained from either Private PAIR or Public PAIR. Status information for unpublished applications is available through Private PAIR only. For more information about the PAIR system, see <http://pair-direct.uspto.gov>. Should you have questions on access to the Private PAIR system, contact the Electronic Business Center (EBC) at 866-217-9197 (toll-free). If you would like assistance from a USPTO Customer Service Representative or access to the automated information system, call 800-786-9199 (IN USA OR CANADA) or 571-272-1000.

MOUSTAFA M MEKY
Primary Examiner
Art Unit 2457

/MOUSTAFA M MEKY/
Primary Examiner, Art Unit 2457

06/16/2014

WEST Search History for Application 14038297

Creation Date: 2014061611:02

Prior Art Searches

Query	DB	Op.	Plur.	Thes.	Date
(bypass\$5 or avoid\$4 or without) near5 processing	PGPB, USPT, USOC, EPAB, JPAB, DWPI, TDBD, FPRS	ADJ	YES		06-16-2014
((bypass\$5 or avoid\$4 or without) near5 processing) near5 (header or packet)	PGPB, USPT, USOC, EPAB, JPAB, DWPI, TDBD, FPRS	ADJ	YES		06-16-2014
((bypass\$5 or avoid\$4 or without) near5 processing near5 (header or packet)) same (interface or nic or inic)	PGPB, USPT, USOC, EPAB, JPAB, DWPI, TDBD, FPRS	ADJ	YES		06-16-2014
packet near4 header	PGPB, USPT, USOC, EPAB, JPAB, DWPI, TDBD, FPRS	ADJ	YES		06-16-2014
((bypass\$5 or avoid\$4 or without) near5 processing near5 (header or packet) same (interface or nic or inic)) same (packet near4 header)	PGPB, USPT, USOC, EPAB, JPAB, DWPI, TDBD, FPRS	ADJ	YES		06-16-2014
((bypass\$5 or avoid\$4 or without) near5 processing near5 (header or packet) same (interface or nic or inic) same packet near4 header) same (host or buffer or payload)	PGPB, USPT, USOC, EPAB, JPAB, DWPI, TDBD, FPRS	ADJ	YES		06-16-2014

INFORMATION DISCLOSURE STATEMENT BY APPLICANT (Not for submission under 37 CFR 1.99)	Application Number		14038297
	Filing Date		2013-09-26
	First Named Inventor	Laurence B. Boucher	
	Art Unit	Unknown 2457	
	Examiner Name	Unknown Mcky	
	Attorney Docket Number		ALA-002B

U.S. PATENTS

Examiner Initial	Cite No	Patent Number	Kind Code	Issue Date	Name of Patentee or Applicant of cited Document	Pages, Columns, Lines where Relevant Passages or Relevant Figures Appear
	1	6345301		2002-02-05	Burns et al.	
	2	4991133		1986-05-13	Davis et al.	
	3	5163131		1992-11-10	Row et al.	
	4	5212778		1993-05-18	Dally et al.	
	5	5289580		1994-02-22	Latif et al.	
	6	5303344		1994-04-12	Yokoyama et al.	
	7	5412782		1995-05-02	Hausman et al.	
	8	5485579		1996-01-16	Hitz et al.	
	9	5506966		1996-04-09	Ban	
	10	5511169		1996-04-23	Suda	
	11	5548730		1996-08-20	Young et al.	
	12	5566170		1996-10-15	Bakke et al.	
	13	5588121		1996-12-24	Reddin et al.	
	14	5590328		1996-12-31	Seno et al.	
	15	5592622		1997-01-07	Isfeld et al.	
	16	5634099		1997-05-27	Andrews et al.	
	17	5642482		1997-06-24	Pardillos	
	18	5671355		1997-09-23	Collins	
	19	5692130		1997-11-25	Shobu et al.	
	20	5699317		1997-12-16	Sartore et al.	
	21	5701434		1997-12-23	Nakagawa	
	22	5749095		1998-05-05	Hagersten	
	23	5752078		1998-05-12	Delp et al.	

ALL REFERENCES CONSIDERED EXCEPT WHERE LINED THROUGH. /M.M./

**INFORMATION DISCLOSURE
STATEMENT BY APPLICANT**
(Not for submission under 37 CFR 1.99)

Application Number		14038297
Filing Date		2013-09-26
First Named Inventor	Laurence B. Boucher	
Art Unit	Unknown 2457	
Examiner Name	Unknown Meky	
Attorney Docket Number		ALA-002B

	24	5758084		1998-05-26	Silverstein et al.	
	25	5758089		1998-05-26	Gentry et al.	
	26	5758186		1998-05-26	Hamilton et al.	
	27	5758194		1998-05-26	Kuzma	
	28	5790804		1998-08-04	Osborne	
	29	5812775		1998-09-22	Van Seeters et. al.	
	30	5878225		1999-03-02	Bilansky et al.	
	31	5930830		1999-07-27	Mendelson et al.	
	32	5991299		1999-11-23	Radogna et al.	
	33	6061368		2000-05-09	Hitzelberger	
	34	6034963		2000-03-07	Minami et al.	
	35	60053240		1997-07-18	Jolitz et al.	
	36	5598410		1997-01-28	Stone	
	37	6594261	B1	2003-07-15	Boura et al.	
	38	6862264	B1	2005-03-01	Moura et al.	
	39	7016361	B2	2006-03-21	Swonk et al.	
	40	5678060		1997-10-14	Yokoyama et al.	
	41	4589063		1986-05-13	Shah et al.	
	42	5280477		1994-01-18	Trapp	
	43	5778013		1998-07-07	Jedwab	
	44	6021446		2000-02-01	Gentry et al.	
	45	5281963		1994-01-25	Ishikawa et al.	
	46	5588121		1996-12-24	Reddin et al.	
	47	5129093		1992-07-07	Muramatsu et al.	
	48	5274768		1993-12-28	Traw et al.	
	49	7519699		2009-04-14	Jain	
	50	5485455		1996-01-16	Dobbins et al.	
	51	5485460		1996-01-16	Schrier et al.	

ALL REFERENCES CONSIDERED EXCEPT WHERE LINED THROUGH. /M.M./

**INFORMATION DISCLOSURE
STATEMENT BY APPLICANT**
(Not for submission under 37 CFR 1.99)

Application Number	14038297
Filing Date	2013-09-26
First Named Inventor	Laurence B. Boucher
Art Unit	Unknown 2457
Examiner Name	Unknown Meky
Attorney Docket Number	ALA-002B

52	5553241	1996-09-03	Shirakhar
53	5596574	1994-01-21	Perlman et al.
54	5684954	1997-11-04	Kaiserwerth et al.
55	5706514	1998-01-06	Bonola
56	5751723	1998-05-12	Vanden Heuvel et al.
57	5799150	1998-08-25	Hamilton et al.
58	5819111	1998-10-06	Davies et al.
59	5870394	1999-02-09	Oprea
60	5878227	1999-03-02	Wade et al.
61	5915094	1999-06-22	Kouloheris et al.
62	5926642	1999-07-20	Favor
63	5917828	1999-06-29	Thompson
64	5935249	1999-08-10	Stern et al.
65	5963876	1999-10-05	Manssen et al.
66	5978844	1999-11-02	Tsuchiya et al.
67	6014380	2000-01-11	Hendel et al.
68	6014557	2000-01-11	Morton et al.
69	6078564	2000-06-20	Lakshman et al.
70	6181705	2001-01-30	Branstad et al.
71	6219693	2001-04-17	Napolitano et al.
72	6233242	2001-05-15	Mayer et al.
73	6243667	2001-06-05	Kerr et al.
74	6343345	2002-01-29	Hilla et al.
75	6418169	2002-07-09	Datari
76	6452915	2002-09-17	Jorgensen
77	6453406	2002-09-17	Sarnikowski et al.
78	6483804	2002-11-19	Muller et al.
79	6542504	2003-04-01	Mahler et al.

ALL REFERENCES CONSIDERED EXCEPT WHERE LINED THROUGH. /M.M./

**INFORMATION DISCLOSURE
STATEMENT BY APPLICANT**
(Not for submission under 37 CFR 1.99)

Application Number		14038297
Filing Date		2013-09-26
First Named Inventor	Laurence B. Boucher	
Art Unit	Unknown 2457	
Examiner Name	Unknown Meko	
Attorney Docket Number	ALA-002B	

	80	6631484		2003-10-07	Born	
	81	6683851		2004-01-27	Wilkie et al.	
	82	6697366		2004-02-24	Kim	
	83	6976148		2005-12-13	Arimilli et al.	
	84	7047320		2006-05-16	Arimilli et al.	
	85	7073196		2006-07-04	Dowd et al.	
	86	7337241		2008-02-26	Boucher et al.	
	87	7187679		2007-03-06	Dally et al.	
	88	7260518		2007-08-21	Kerr et al.	
	89	7673072	B2	2010-03-02	Boucher et al.	
	90	7664868	B2	2010-02-16	Boucher et al.	
	91	7694024	B2	2010-04-06	Philbrick et al.	
	92	7664883	B2	2010-02-16	Craft et al.	
	93	7738200	B1	2010-06-15	Jones et al.	
	94	7640364	B2	2009-12-29	Craft et al.	
	95	7620726	B2	2009-11-17	Craft et al.	
	96	7627684	B2	2009-12-01	Boucher et al.	
	97	7627001	B2	2009-12-01	Craft et al.	
	98	7584260	B2	2009-09-01	Craft et al.	
	99	7461160	B2	2008-12-02	Boucher et al.	
	100	7502869	82	2009-03-10	Boucher et al.	
	101	7287092	B2	2007-10-23	Sharp	
	102	7472156	B2	2008-12-30	Philbrick et al.	
	103	7496689	B2	2009-02-24	Sharp et al.	
	104	7543087	B2	2009-02-24	Philbrick et al.	
	105	7181531		2007-02-20	Pinkerton et al.	
	106	7283522		2007-10-16	Siddabathuni	
	107	4366538		1982-12-28	Johnson et al.	

ALL REFERENCES CONSIDERED EXCEPT WHERE LINED THROUGH. /M.M./

**INFORMATION DISCLOSURE
STATEMENT BY APPLICANT**

(Not for submission under 37 CFR 1.99)

Application Number	14038297
Filing Date	2013-09-26
First Named Inventor	Laurence B. Boucher
Art Unit	Unknown 2457
Examiner Name	Unknown Moky
Attorney Docket Number	ALA-002B

108	5056058		1991-10-08	Hirata et al.	
109	5097442		1992-03-17	Ward et al.	
110	5629933		1997-05-13	Delp et al.	
111	5664114		1997-09-02	Krech, Jr. et al.	
112	5701516		1997-12-23	Cheng et al.	
113	5771349		1998-06-23	Picazo, Jr. et al.	
114	5794061		1998-08-11	Hansen et al.	
115	5802580		1998-09-01	McAlpice	
116	5809328		1998-09-15	Nogales et al.	
117	5815646		1998-09-29	Purcell et al.	
118	5913028		1999-06-15	Wang et al.	
119	5931918		1999-08-03	Row et al.	
120	5935205		1999-08-10	Murayama et al.	
121	5937169		1999-08-10	Connery et al.	
122	5941969		1999-08-24	Ram et al.	
123	5941972		1999-08-24	Hoese et al.	
124	5950203		1999-09-07	Stakuis et al.	
125	6005849		1999-12-21	Roach et al.	
126	6009478		1999-12-28	Panner et al.	
127	6016513		2000-01-18	Lowe	
128	6026452		2000-02-15	Pitts	
129	6044438		2000-03-28	Olnowich	
130	6047356		2000-04-04	Anderson, et al.	
131	6057863		2000-05-02	Olarig	
132	6065096		2000-05-16	Day, et al.	
133	6141705		2000-10-31	Anand, et al.	
134	6246683		2001-06-12	Connery, et al.	
135	5280477		1994-01-18	Trapp	

ALL REFERENCES CONSIDERED EXCEPT WHERE LINED THROUGH. /M.M./

**INFORMATION DISCLOSURE
STATEMENT BY APPLICANT**
(Not for submission under 37 CFR 1.99)

Application Number		14038297
Filing Date		2013-09-26
First Named Inventor	Laurence B. Boucher	
Art Unit	Unknown 2457	
Examiner Name	Unknown Meky	
Attorney Docket Number		ALA-002B

136	5448566		1995-09-05	Richter et al.	
137	5634127		1997-05-27	Cloud et al.	
138	5751715		1998-05-12	Chan et al.	
139	5878225		1999-03-02	Bilansky et al.	
140	5996024		1999-11-30	Blumenau	
141	6173333		2001-01-09	Jolitz et al.	
142	5058110		1991-10-15	Beach et al.	
143	6021446		2000-02-01	Gentry et al.	
144	6356951		2002-03-12	Gentry et al.	
145	6389468		2002-05-14	Muller et al.	
146	6434651		2002-08-13	Gentry, Jr.	
147	6427169		2002-07-30	Elzur	
148	6449656		2002-09-10	Elzur et al.	
149	6453360		2002-09-17	Muller et al.	
150	6034962		2000-03-07	Ryuichi Ohno, et al.	
151	5774660		1998-06-30	Brendel et al.	
152	5809527		1998-09-15	Cooper et al.	
153	6393487		2002-05-21	Boucher, et al.	
154	6427171		2002-07-30	Craft, et al.	
155	6434620		2002-08-13	Boucher, et al.	
156	6470415		2002-10-22	Starr, et al.	
157	6591302		2003-07-08	Boucher, et al.	
158	6687758		2004-02-03	Craft, et al.	
159	6751665		2004-06-15	Philbrick, et al.	
160	6757746		2004-06-29	Boucher, et al.	
161	6938092		2005-08-30	Burns	
162	6996070		2006-02-07	Starr, et al.	
163	7042898		2006-05-09	Blightman, et al.	

ALL REFERENCES CONSIDERED EXCEPT WHERE LINED THROUGH. /M.M./

**INFORMATION DISCLOSURE
STATEMENT BY APPLICANT**
(Not for submission under 37 CFR 1.99)

Application Number	14038297
Filing Date	2013-09-26
First Named Inventor	Laurence B. Boucher
Art Unit	Unknown 2457
Examiner Name	Unknown Meky
Attorney Docket Number	ALA-002B

164	7076568	2006-07-11	Philbrick, et al.
165	7089326	2006-08-08	Boucher, et al.
166	7093099	2006-08-15	Bodas, et al.
167	7124205	2006-10-17	Craft, et al.
168	7133940	2006-11-07	Blightman, et al.
169	7167926	2007-01-23	Boucher, et al.
170	7167927	2007-01-23	Philbrick, et al.
171	7174393	2007-02-06	Boucher, et al.
172	7185266	2007-02-27	Blightman, et al.
173	7191241	2007-03-13	Boucher, et al.
174	7191318	2007-03-13	Tripathy, et al.
175	7237036	2007-06-26	Boucher, et al.
176	7254696	2007-08-07	Mittal, et al.
177	7284070	2007-10-16	Boucher, et al.
178	6157944	2000-12-05	Pedersen
179	5524250	1996-04-06	Chesson et al.
180	5619650	1997-04-08	Bach et al.
181	5727142	1998-03-10	Chen
182	5802258	1998-09-01	Chen
183	5898713	1999-04-27	Melzer et al.
184	6021507	2000-02-01	Chen
185	6047323	2000-04-04	Krause
186	4366538	1982-12-28	Johnson et al.
187	4485455	1984-11-27	Gary W. Boone et al.
188	4485460	1984-11-27	Mark A. Stambaugh
189	4589063	1986-05-13	Shah et al.
190	4700185	1987-10-13	Thomas J. Balph et al.
191	4991133	1986-05-13	Davis et al.

ALL REFERENCES CONSIDERED EXCEPT WHERE LINED THROUGH. /M.M./

**INFORMATION DISCLOSURE
STATEMENT BY APPLICANT**
(Not for submission under 37 CFR 1.99)

Application Number	14038297
Filing Date	2013-09-26
First Named Inventor	Laurence B. Boucher
Art Unit	Unknown 2457
Examiner Name	Unknown Meko
Attorney Docket Number	ALA-002B

192	5056058		1991-10-08	Hirata et al.	
193	5058110		1991-10-15	Beach et al.	
194	5097442		1992-03-17	Ward et al.	
195	5163131		1992-11-10	Row et al.	
196	5212778		1993-05-18	Dally et al.	
197	5280477		1994-01-18	Trapp	
198	5289580		1997-02-22	Latif et al.	
199	5303344		1994-04-12	Yokoyama et al.	
200	5412782		1995-05-02	Hausman et al.	
201	5418912		1995-05-23	David A. Christenson	
202	5448566		1995-09-05	Richter et al.	
203	5485579		1996-01-16	Hitz et al.	
204	5506966		1996-04-09	Ban	
205	5511169		1996-04-23	Suda	
206	5517668		1996-05-14	Szwerinski et al.	
207	5524250		1996-06-04	Chesson et al.	
208	5535375		1996-07-09	Eshel et al.	
209	5548730		1996-08-20	Young et al.	
210	5566170		1996-10-15	Bakke et al.	
211	5574919		1996-11-12	Arun N. Netravali et al.	
212	5566170		1996-10-15	Bakke et al.	
213	5588121		1996-12-24	Reddin et al.	
214	5590328		1996-12-31	Seno et al.	
215	5592622		1997-01-07	Isfeld et al.	
216	5598410		1997-01-28	Stone	
217	5619650		1997-04-08	Bach et al.	
218	5629933		1997-05-13	Delp et al.	
219	5633780		1997-05-27	Cronin et al.	

ALL REFERENCES CONSIDERED EXCEPT WHERE LINED THROUGH. /M.M./

**INFORMATION DISCLOSURE
STATEMENT BY APPLICANT**
(Not for submission under 37 CFR 1.99)

Application Number		14038297
Filing Date		2013-09-26
First Named Inventor	Laurence B. Boucher	
Art Unit	Unknown 2457	
Examiner Name	Unknown Mcky	
Attorney Docket Number		ALA-002B

220	5634099		1997-05-27	Andrews et al.	
221	5634127		1997-05-27	Cloud et al.	
222	5642482		1997-06-24	Pardillos	
223	5664114		1997-09-02	Krech, Jr. et al.	
224	5671355		1997-09-23	Collins	
225	5678060		1997-10-14	Yokoyama et al.	
226	5682534		1997-10-28	Kapoor et al.	
227	5692130		1997-11-25	Shobu et al.	
228	5699317		1997-12-16	Sartore et al.	
229	5699350		1997-12-16	Andrew J. Kraslavsky	
230	5701434		1997-12-23	Nakagawa	
231	5701516		1997-12-23	Cheng et al.	
232	5727142		1998-03-10	Chen	
233	5742765		1998-04-21	Wong et al.	
234	5749095		1998-05-05	Hagersten	
235	5751715		1998-05-12	Chan et al.	
236	5752078		1998-05-12	Delp et al.	
237	5758084		2008-05-26	Silverstein et al.	
238	5758089		2008-05-26	Gentry et al.	
239	5758186		2008-05-26	Hamilton et al.	
240	5758194		2008-05-26	Kuzma	
241	5768618		1998-06-16	Gene R. Erickson et al.	
242	5771349		1998-06-23	Picazo, Jr. et al.	
243	5774660		1998-06-30	Brendel et al.	
244	5778013		1998-07-07	Jedwab	
245	5778419		1998-07-07	Hansen et al.	
246	5790804		1998-08-04	Osborne	
247	5794061		1998-08-11	Hansen et al.	

ALL REFERENCES CONSIDERED EXCEPT WHERE LINED THROUGH. /M.M./

INFORMATION DISCLOSURE STATEMENT BY APPLICANT (Not for submission under 37 CFR 1.99)	Application Number	14038297
	Filing Date	2013-09-26
	First Named Inventor	Laurence B. Boucher
	Art Unit	Unknown 2457
	Examiner Name	Unknown Meko
Attorney Docket Number	ALA-002B	

248	5802258	1998-09-01	Chen
249	5802580	1998-09-01	McAipice
250	5809328	1998-09-15	Nogales et al.
251	5809527	1998-09-15	Cooper et al.
252	5812775	1998-09-22	Van Seeters et al.
253	5815646	1998-09-29	Purcell et al.
254	5828835	1998-10-27	Mark S. Isfeld et al.
255	5848293	1998-12-08	Gentry et al.
256	5872919	1999-02-16	Wakeland et al.
257	5878225	1999-03-02	Bilansky et al.
258	5892903	1999-04-06	Christopher W. Klaus
259	5898713	1999-04-27	Melzer et al.
260	5913028	1999-06-15	Wang, et al.
261	5920566	1999-07-06	Ariel Hendel et al.
262	5930830	1999-07-27	Mendelson et al.
263	5931918	1999-08-03	Row et al.
264	5935205	1999-08-10	Murayama et al.
265	5937169	1999-08-10	Connery et al.
266	5941969	1999-08-24	Ram et al.
267	5941972	1999-08-24	Hoese et al.
268	5950203	1999-09-07	Stakuis et al.
269	5970804	1998-08-04	Osborne
270	5987022	1999-11-16	Robert L. Geiger et al.
271	5991299	1999-11-23	Radogna et al.
272	5996013	1999-11-30	Gary Scott Delp et al.
273	5996024	1999-11-30	Blumenau
274	6005849	1999-12-21	Roach et al.
275	6009478	1999-12-28	Panner, et al.

ALL REFERENCES CONSIDERED EXCEPT WHERE LINED THROUGH. /M.M./

**INFORMATION DISCLOSURE
STATEMENT BY APPLICANT**
(Not for submission under 37 CFR 1.99)

Application Number	14038297
Filing Date	2013-09-26
First Named Inventor	Laurence B. Boucher
Art Unit	Unknown 2457
Examiner Name	Unknown Moky
Attorney Docket Number	ALA-002B

276	6016513		2000-01-18	Glen H. Lowe	
277	6021446		2000-02-01	Gentry et al.	
278	6021507		2000-02-01	Shawfu Chen	
279	6026452		2000-02-15	William Michael Pitts	
280	6034963		2000-03-07	Minami et al.	
281	6038562		2000-03-14	Anjur et al.	
282	6041058		2000-03-21	John A Flanders et al.	
283	6041381		2000-03-21	Geoffrey B. Hoese	
284	6044438		2000-03-28	Howard Thomas Olnowich	
285	6047323		2000-04-04	Michael R. Krause	
286	6047356		2000-04-04	Anderson et al.	
287	6049528		2000-04-11	Ariel Hendel et al.	
288	6057863		2000-05-02	Sompong P. Olarig	
289	6061368		2000-05-09	Hitzelberger	
290	6065096		2000-05-16	Day et al.	
291	6067569		2000-05-23	Mohamed J. Khaki et al.	
292	6070200		2000-05-30	Gates et al.	
293	6078733		2000-06-20	Randy B. Osborne	
294	6097734		2000-08-01	Joel Gotesman et al.	
295	6101555		2000-08-08	Goshey et al.	
296	6111673		2000-08-29	Gee-Kung Chang et al.	
297	6115615		2000-09-05	Takeshi Ota et al.	
298	6122670		2000-09-19	Toby D. Bennett et al.	
299	6141701		2000-10-31	Mark M. Whitney	
300	6141705		2000-10-31	Anand et al.	
301	6145017		2000-11-07	Ghaffari	
302	6157955		2000-12-05	Narad et al.	
303	6172980		2001-01-09	Flanders et al.	

ALL REFERENCES CONSIDERED EXCEPT WHERE LINED THROUGH. /M.M./

**INFORMATION DISCLOSURE
STATEMENT BY APPLICANT**

(Not for submission under 37 CFR 1.99)

Application Number	14038297
Filing Date	2013-09-26
First Named Inventor	Laurence B. Boucher
Art Unit	Unknown 2457
Examiner Name	Unknown Mery
Attorney Docket Number	ALA-002B

304	6173333	1997-07-18	Jolitz et al.
305	6181705	2004-02-24	San-Hong Kim
306	6202105	2001-03-13	Gates et al.
307	6223242	2001-04-24	Stephen J. Sheafor et al.
308	6226680	2001-05-01	Boucher et al.
309	6246683	2001-06-12	Connery et al.
310	6247060	2001-06-12	Boucher et al.
311	6279051	2001-08-21	Gates et al.
312	6289023	2001-09-11	Brian M. Dowling et al.
313	6298403	2001-10-02	Suri et al.
314	6324649	2001-11-27	Kevin W. Eyres et al.
315	6334153	2001-12-25	Boucher et al.
316	6343360	2002-01-29	David Feinleib
317	6345301	2002-02-05	Burns et al.
318	6345302	2002-02-05	Toby D. Bennett et al.
319	6356951	2002-03-12	Gentry et al.
320	6370599	2002-04-09	Sanjay Anand et al.
321	6385647	2002-05-07	Dean Willis et al.
322	6389468	2002-05-14	Muller et al.
323	6389479	2002-05-14	Boucher
324	6393487	2002-05-21	Boucher, et al.
325	6421742	2002-07-16	Tillier
326	6421753	2002-07-16	Geoffrey B. Hoese et al.
327	6427169	2002-07-30	Elzur
328	6427171	2002-07-30	Craft, et al.
329	6427173	2002-07-30	Laurence B. Boucher et al.
330	6434620	2002-08-13	Boucher, et al.
331	6434651	2002-08-13	Gentry, Jr.

ALL REFERENCES CONSIDERED EXCEPT WHERE LINED THROUGH. /M.M./

**INFORMATION DISCLOSURE
STATEMENT BY APPLICANT**
(Not for submission under 37 CFR 1.99)

Application Number		14038297
Filing Date		2013-09-26
First Named Inventor	Laurence B. Boucher	
Art Unit	Unknown	2457
Examiner Name	Unknown	Melky
Attorney Docket Number		ALA-002B

332	6449656		2002-09-10	Elzur et al.	
333	6453360		2002-09-17	Muller et al.	
334	6470415		2002-10-22	Starr, et al.	
335	6473425		2002-10-29	Gilles Bellaton et al.	
336	6480489		2002-11-12	Muller et al.	
337	6487202		2002-11-26	Daniel E. Klausmeier et al.	
338	6487654		2002-11-26	Eric M. Dowling	
339	6490631		2002-12-03	Paul R. Teich et al.	
340	6502144		2002-12-31	Jean-Paul Accarie	
341	6523119		2003-02-18	Dominique Vincent Pavlin et al	
342	6526446		2003-02-25	Yang et al.	
343	6570884		2003-05-27	Glenn William Connery et al	
344	6591310		2003-07-08	Stephen B. Johnson	
345	6591302		2003-07-08	Boucher, et al.	
346	6648611		2003-11-18	David M. Morse et al.	
347	6650640		2003-11-18	Shimon Muller et al.	
348	6657757		2003-12-02	Gee-Kung Chang et al.	
349	6658480		2003-12-02	Laurence B. Boucher et al.	
350	6678283		2004-01-13	Yakov Teplitsky	
351	6681364		2004-01-20	Jean Louis Calvignac et al.	
352	6687758		2004-02-03	Craft, et al.	
353	6697868		2004-02-24	Peter K. Craft et al.	
354	6751665		2004-06-15	Philbrick, et al.	
355	6765901		2004-07-20	Michael Ward Johnson et al	
356	6757746		2004-06-29	Boucher, et al.	
357	6807581		2004-10-19	Daryl D. Starr et al.	
358	6842896		2005-01-11	Mark E. Redding et al.	
359	6912522		2005-06-28	David A. Edgar	

ALL REFERENCES CONSIDERED EXCEPT WHERE LINED THROUGH. /M.M./

**INFORMATION DISCLOSURE
STATEMENT BY APPLICANT**
(Not for submission under 37 CFR 1.99)

Application Number		14038297
Filing Date		2013-09-26
First Named Inventor	Laurence B. Boucher	
Art Unit	Unknown 2457	
Examiner Name	Unknown Melky	
Attorney Docket Number		ALA-002B

Page 14 of 25

360	6938092		2005-08-30	Burns	
361	6941386		2005-09-06	Peter K. Craft et al.	
362	6965941		2005-11-15	Laurence B. Boucher et al.	
363	6996070		2006-02-07	Starr, et al.	
364	7042898		2006-05-09	Blightman, et al.	
365	7076568		2006-07-11	Philbrick, et al.	
366	7089326		2006-08-08	Boucher, et al.	
367	7093099		2006-08-15	Bodas, et al.	
368	7124205		2006-10-17	Craft, et al.	
369	7133940		2006-11-07	Blightman, et al.	
370	7167926		2007-01-23	Boucher, et al.	
371	7167927		2007-01-23	Philbrick, et al.	
372	7174393		2007-02-06	Boucher, et al.	
373	7185266		2007-02-27	Blightman, et al.	
374	7191241		2007-03-13	Boucher, et al.	
375	7191318		2007-03-13	Tripathy, et al.	
376	7237036		2007-06-26	Boucher, et al.	
377	7254696		2007-08-07	Mittal, et al.	
378	7284070		2007-10-16	Boucher, et al.	
379	5642482		1997-06-24	Pardillos	
380	5970804		1999-10-26	Osborne	
381	6067569		2000-05-23	Khaki et al.	
382	6070200		2000-05-30	Gates et al.	
383	6101555		2000-08-08	Goshey et al.	

ALL REFERENCES CONSIDERED EXCEPT WHERE LINED THROUGH. /M.M./

**INFORMATION DISCLOSURE
STATEMENT BY APPLICANT**
(Not for submission under 37 CFR 1.99)

Application Number	14038297
Filing Date	2013-09-26
First Named Inventor	Laurence B. Boucher
Art Unit	Unknown 2457
Examiner Name	Unknown Mely
Attorney Docket Number	ALA-002B

U.S. PATENT APPLICATION PUBLICATIONS

Examiner Initial	Cite No	Publication Number	Kind Code	Publication Date	Name of Patentee or Applicant of cited Document	Pages, Columns, Lines where Relevant Passages or Relevant Figures Appear
	1	20060133386	A1	2006-06-22	McCormack et al.	
	2	20010037406	A1	2001-11-01	Philbrick, Clive M. et al.	
	3	20020156927	A1	2002-10-24	Boucher, Laurence B. et al.	
	4	20030014544	A1	2003-01-16	Pettey, Christopher J.	
	5	20030067903	A1	2003-04-10	Jorgensen, Jacob W.	
	6	20040010712	A1	2004-01-15	Hui, Man Him et al.	
	7	20040042458	A1	2004-03-04	Elzu, Uri	
	8	20040042464	A1	2004-03-04	Elzur, Uri et al.	
	9	20040049580	A1	2004-03-11	Boyd, William Todd et al.	
	10	20040049601	A1	2004-03-11	Boyd, William Todd et al.	
	11	20040210795	A1	2004-10-21	Anderson, Eric	
	12	20050060538	A1	2005-03-17	Beverly, Harlan T.	
	13	20060248208	A1	2006-11-02	Walbeck, Alan K. et al.	
	14	20070083682	A1	2007-04-12	Bartley, Gerald Keith et al.	
	15	20070140240	A1	2007-06-21	Dally, William J. et al.	
	16	20080043732	A1	2008-02-21	Desai, Shailendra et al.	
	17	20080170501	A1	2008-07-17	Patel, Alpesh et al.	
	18	20080209084	A1	2008-08-28	Wang, Chi-Lie et al.	
	19	20080240111	A1	2008-10-02	Gadelrab, Serag	
	20	20090063696	A1	2009-03-05	Wang, Lingshiao et al.	
	21	20050144300	A1	2005-06-30	Craft et al.	
	22	20040088262	A1	2004-05-06	Boucher et al.	
	23	20040249957	A1	2004-12-09	Ekis et al.	
	24	20030046330	A1	2003-03-06	Hayes, John W.	

ALL REFERENCES CONSIDERED EXCEPT WHERE LINED THROUGH. /M.M./

**INFORMATION DISCLOSURE
STATEMENT BY APPLICANT**
(Not for submission under 37 CFR 1.99)

Application Number	14038297
Filing Date	2013-09-26
First Named Inventor	Laurence B. Boucher
Art Unit	Unknown 2457
Examiner Name	Unknown Meko
Attorney Docket Number	ALA-002B

25	20010025315		2001-01-10	Jolitz	
26	20010004354		2001-01-10	Jolitz	
27	2001/0013059		2001-08-09	Dawson et al.	
28	20010014892		2001-08-16	Gaither et al.	
29	20010014954		2001-08-16	Purcell et al.	
30	20010048681		2001-12-06	Bilic et al.	
31	2001/0053148		2001-12-20	Bilic et al.	
32	20020073223		2002-06-13	B. Scott Darnell et al	
33	20020112175		2002-08-15	Makofka et al.	
34	20030066011		2002-03-11	Oren	
35	20030110344		2003-06-01	Szezepanek et al.	
36	20030165160		2003-09-04	Minami et al.	
37	20040054814		2004-03-01	McDaniel	
38	20040059926		2004-03-25	Angelo, et al.	
39	20040153578		2004-08-01	Elzur	
40	20040213290		2004-10-01	Johnson et al.	
41	20040246974		2004-12-09	Gyugyi et al.	

FOREIGN PATENT DOCUMENTS

Examiner Initial	Cite No	Foreign Document Number	Country Code i	Kind Code	Publication Date	Name of Patentee or Applicant of cited Document	Pages, Columns, Lines where Relevant Passages or Relevant Figures Appear
	1	WO 98/19412	US		1998-05-07		
	2	WO 98/50852	US		1998-11-12		
	3	WO 99/04343	US		1999-01-28		
	4	WO 07/130476	US		2007-11-15	Alacritech, Inc.	
	5	PCT/US98/2494 3	US		2000-03-09		

ALL REFERENCES CONSIDERED EXCEPT WHERE LINED THROUGH. /M.M./

INFORMATION DISCLOSURE STATEMENT BY APPLICANT (Not for submission under 37 CFR 1.99)	Application Number	14038297
	Filing Date	2013-09-26
	First Named Inventor	Laurence B. Boucher
	Art Unit	Unknown 2457
	Examiner Name	Unknown Meky
	Attorney Docket Number	ALA-002B

	6	WO 99/65219	US		1999-12-16		
	7	WO 01/05107	US		2001-01-18		
	8	WO 01/05116	US		2001-01-18		
	9	WO 01/05123	US		2001-01-18		
	10	WO 01/40960	US		2001-06-07		
	11	WO 01/04770	US		2001-01-18		
	12	EPO574140A1			1993-12-15	Michael Thompson et al.	
	13	WO 00/13091			2000-03-09		

NON-PATENT LITERATURE DOCUMENTS

Examiner Initial	Cite No	Include name of the author (in CAPITAL LETTERS), title of the article (when appropriate), title of the item (book, magazine, journal, serial, symposium, catalog, etc), date, pages(s), volume-issue number(s), publisher, city and/or country where published.
	1	Form 10-K for Exelan, Inc., for the fiscal year ending December 31, 1987 (10 pages).
	2	Form 10-K for Exelan, Inc., for the fiscal year ending December 31, 1988 (10 pages).
	3	Internet pages entitled: Technical White Paper - Xpoint's Disk to LAN Acceleration Solution for Windows NT Server, printed 6/5/97.
	4	Jato Technologies Internet pages entitled: Network Accelerator Chip Architecture, twelve-slide presentation, printed 8/19/98.
	5	EETIMES article entitled: Enterprise System Uses Flexible Spec, dated August 10, 1998, printed 11/25/98.
	6	Internet pages entitled iReady About Us and iReady Products, printed 11/25/98.
	7	Internet pages entitled: Smart Ethernet Network Interface Cards which Berend Ozceri is developing, and Internet pages entitled: Hardware Assisted Protocol Processing, which Eugene Feinberg is working on, printed 11/25/98.
	8	Internet pages of Xaqti corporation entitled: GigaPower Protocol Processor Product review, printed 11/25/09.

ALL REFERENCES CONSIDERED EXCEPT WHERE LINED THROUGH. /M.M./

**INFORMATION DISCLOSURE
STATEMENT BY APPLICANT**
(Not for submission under 37 CFR 1.99)

Application Number	14038297
Filing Date	2013-09-26
First Named Inventor	Laurence B. Boucher
Art Unit	Unknown 2457
Examiner Name	Unknown Mcky
Attorney Docket Number	ALA-002B

9	Internet pages entitled: DART: Fast Application Level Networking via Data-copy Avoidance, by Robert J. Walsh, printed 6/3/99.
10	Internet pages of InterProphet entitled: Frequently Asked Questions, by Lynne Jolitz, printed 6/14/00.
11	Andrew S. Tanenbaum, Computer Networks, Third Edition, 1996, ISBN: 0-13-349945-6.
12	iReady Corporation, article entitled "The 1-1000 Internet Tuner", 2 pages, date unknown.
13	iReady News Archive article entitled "Seiko Instruments Inc. (SII) INTRODUCES WORLD'S 2 FIRST INTERNET-READY INTELLIGENT LCD MODULES BASED ON IREADY TECHNOLOGY," Santa Clara, CA and Chiba, Japan, October 26, 1998. 2 pages, printed 11/2/98.
14	WindRiver article entitled "Tornado: For Intelligent Network Acceleration", copyright Wind River Systems, 2001, 2 pages.
15	WindRiver White Paper entitled "Complete TCP/IP Offload for High-Speed Ethernet Networks", Copyright Wind River Systems, 2002, 7 pages.
16	Intel article entitled "Solving Server Bottlenecks with Intel Server Adapters", Copyright Intel Corporation, 1999, 8 pages.
17	CHANDRANMENON, GIRISH P. et al. "Trading Packet Headers for Packet Processing." IEEE/ACM Transactions on Networking. Volume 4, Number 2. April 1996. Pages 141-152.
18	STARR, DAVID D. et al. "Intelligent Network Storage Interface Device." The entire file wrapper for application number 09/675,700. Group Art Unit: 2457; Confirmation Number: 9585; Attorney Docket Number: ALA-010B. Filed September 29, 2000.
19	BOUCHER, LAURENCE B. et al. "Intelligent Network Interface System and Method for Accelerated Protocol Processing." The entire file wrapper for application number 09/692,561. Group Art Unit: 2457; Confirmation Number: 5890; Attorney Docket Number: ALA-002A. Filed October 18, 2000.
20	STARR, DARYL D., et al. "Intelligent Network Storage Interface System." The entire file wrapper for 10/261,051. Group Art Unit: 2451; Confirmation Number: 6753; Attorney Docket Number: ALA-01 OC. Filed September 30, 2002.
21	MERRITT, RICK. "Ethernet Interconnect Outpacing Infiniband at Intel." EE Times article. September 11, 2002. 9 pages.
22	CRAFT, PETER K. et al. "TCP Offload Device that Batches Session Layer Headers to Reduce Interrupts as Well as CPU Copies." The entire file wrapper for application number 12/581,342. Group Art Unit: 2189; Confirmation Number: 2393; Attorney Docket Number: ALA-034R. Filed October 19, 2009.

ALL REFERENCES CONSIDERED EXCEPT WHERE LINED THROUGH. /M.M./

**INFORMATION DISCLOSURE
STATEMENT BY APPLICANT**
(Not for submission under 37 CFR 1.99)

Application Number	14038297
Filing Date	2013-09-26
First Named Inventor	Laurence B. Boucher
Art Unit	Unknown 2457
Examiner Name	Unknown Meiky
Attorney Docket Number	ALA-002B

23	CRAFT, PETER K. et al. "TCP Offload Send Optimization." The entire file wrapper for application number 12/504,021 Group Art Unit: 2443; Confirmation Number: 9303; Attorney Docket Number: ALA-133R. Filed July 16, 2009.
24	PHILBRICK, CLIVE M. et al. "Freeing Transmit Memory on a Network Interface Device Prior to Receiving an Acknowledgment That Transmit Data Has Been Received By A Remote Device." The entire file wrapper for application number 12/470,980. Group Art Unit: 2447; Confirmation Number: 4934; Attorney Docket Number: ALA-023A. Filed May 22, 2009.
25	STARR, DARYL D. et al. "Accelerating Data Transfer in a Virtual Computer System with Tightly Coupled TCP Connections." The entire file wrapper for application number 12/410,366. Group Art Unit: 2194; Confirmation Number: 3065; Attorney Docket Number: ALA-032R. Filed March 24, 2009.
26	BOUCHER, LAURENCE B. et al. "Obtaining A Destination Address So That A Network Interface Device Can Write Network Data Without Headers Directly Into Host Memory." The entire file wrapper for application number 12/325,941. Group Art Unit: 2451; Confirmation Number: 2493; Attorney Docket Number: ALA-013B. Filed December 1, 2008.
27	BOUCHER, LAURENCE B. et al. "Enabling An Enhanced Function Of An Electronic Device." The entire file wrapper for application number 11/985,948. Group Art Unit: 3685; Confirmation Number: 9878; Attorney Docket Number: ALA-022A. Filed November 19, 2007.
28	STARR, DARYL D. et al. "Network Interface Device With 10 Gb/s Full-Duplex Transfer Rate." The entire file wrapper for application number 11/799,720. Group Art Unit: 2184; Confirmation Number: 6200; Attorney Docket Number: ALA-102. Filed May 1, 2007.
29	CRAFT, PETER K. et al. "Peripheral Device That DMAS The Same Data To Different Locations In A Computer." The entire file wrapper for application number 11/788,719. Group Art Unit: 2465; Confirmation Number: 5750; Attorney Docket Number: ALA-031. Filed Apr 11, 2007.
30	BOUCHER, LAURENCE B. et al. "TCP/IP Offload Network Interface Device." The entire file wrapper for application number 11/701,705. Group Art Unit: 2443; Confirmation Number: 7 450; Attorney Docket Number: ALA-009D. Filed February 2, 2007.
31	STARR, DARYL D. et al. "TCP/IP Offload Device With Reduced Sequential Processing." The entire file wrapper for application number 11/348,810. Group Art Unit: 2452; Confirmation Number: 8739; Attorney Docket Number: ALA-026A. Filed February 6, 2006.
32	CRAFT, PETER K. et al. "Transferring Control of TCP Connections Between Hierarchy of Processing Mechanisms." The entire file wrapper for application number 11/249,006. Group Art Unit: 2462; Confirmation Number: 3046; Attorney Docket Number: ALA-029. Filed October 11, 2005.
33	BOUCHER, LAURENCE B. et al. "Network Interface Device That Can Transfer Control Of A TCP Connection To A Host CPU." The entire file wrapper for application number 11/029,863. Group Art Unit: 2443; Confirmation Number: 6345; Attorney Docket Number: ALA-0081. Filed January 4, 2005.
34	CRAFT, PETER K. et al. "Protocol Stack That Offloads A TCP Connection From A Host Computer To A Network Interface Device." The entire file wrapper for application number 11/027,842. Group Art Unit: 2444; Confirmation Number: 6231; Attorney Docket Number: ALA-007F. Filed December 30, 2004.
35	CRAFT, PETER K. et al. "Protocol Stack That Offloads A TCP Connection From A Host Computer To A Network Interface Device." The entire file wrapper for application number 11/016,642. Group Art Unit: 2444; Confirmation Number: 2157; Attorney Docket Number: ALA-007E. Filed December 16, 2004.

ALL REFERENCES CONSIDERED EXCEPT WHERE LINED THROUGH. /M.M./

**INFORMATION DISCLOSURE
STATEMENT BY APPLICANT**
(Not for submission under 37 CFR 1.99)

Application Number	14038297
Filing Date	2013-09-26
First Named Inventor	Laurence B. Boucher
Art Unit	Unknown 2457
Examiner Name	Unknown Mcky
Attorney Docket Number	ALA-002B

36	BOUCHER, LAURENCE B. et al. "Method and Apparatus For Dynamic Packet Batching With A High Performance Network Interface." The entire file wrapper for application number 0/678,336. Group Art Unit: 2462; Confirmation Number: 9798; Attorney Docket Number: ALA-008H. Filed October 3, 2003.
37	PHILBRICK CLIVE M. et al. "Method And Apparatus For Data Re-Assembly With A High Performance Network Interface." The entire file wrapper for application number 10/634,062. Group Art Unit: 2443; Confirmation Number: 5537; Attorney Docket Number: ALA-008G. Filed August 4, 2003.
38	BOUCHER, LAURENCE B. et al. "High Network Interface Device And System For Accelerated Communication." The entire file wrapper for 10/601,237. Group Art Unit: 2443; Confirmation Number: 9286; Attorney Docket Number: ALA-008F. Filed June 19, 2003.
39	BOUCHER, LAURENCE B. et al. "Method And Apparatus For Distributing Network Traffic Processing On A Multiprocessor Computer." The entire file wrapper for 10/438,719. Group Art Unit: 2444; Confirmation Number: 7151; Attorney Docket Number: ALA-008E. Filed May 14, 2003.
40	BOUCHER, LAURENCE B. et al. "Parsing A Packet Header." The entire file wrapper for 10/277,604. Group Art Unit: 2457; Confirmation Number: 7644; Attorney Docket Number: ALA-008B. Filed October 18, 2002.
41	Internet pages entitled "Hardware Assisted Protocol Processing", (which Eugene Feinber is working on), 1 page, printed 11/25/98.
42	Zilog product Brief entitled "Z85C30 CMOS SCC Serial Communication Controller", Zilog Inc., 3 pages, 1997.
43	Internet pages of Xpoint Technologies, Inc. entitled "Smart LAN Work Requests", 5 pages, printed 12/19/97.
44	Internet pages entitled: Asante and 100BASE-T Fast Ethernet. 7 Pages, printed 5/27/97.
45	Internet pages entitled: A Guide to the Paragon XP/S-A7 Supercomputer at Indiana University. 13 pages printed 12/21/98.
46	Richard Stevens, "TCP/IP Illustrated, Volume 1, The Protocols", pages 325-326 (1994).
47	Internet pages entitled: Northridge/Southbridge vs. Intel Hub Architecture, 4 pages, printed 2/19/01.
48	Gigabit Ethernet Technical Brief, Achieving End-to-End Performance. Alteon Networks, Inc., First Edition, September 1996.
49	Internet pages directed to Technical Brief on Alteon Ethernet Gigabit NIC technology, www.alteon.com, 14 pages, printed 3/15/97.

ALL REFERENCES CONSIDERED EXCEPT WHERE LINED THROUGH. /M.M./

**INFORMATION DISCLOSURE
STATEMENT BY APPLICANT**
(Not for submission under 37 CFR 1.99)

Application Number	14038297
Filing Date	2013-09-26
First Named Inventor	Laurence B. Boucher
Art Unit	Unknown 2457
Examiner Name	Unknown Meky
Attorney Docket Number	ALA-002B

50	VIA Technologies, Inc. article entitled "VT8501 Apollo MVP4", pages i-iv, 1-11, cover and copyright page, revision 1.3, Feb.1, 2000.
51	iReady News Archives article entitled "iReady Rounding Out Management Team with Two Key Executives", http://www.ireadyco.com/archives/keyexec.html , 2 pages, printed 11/28/98.
52	"Toshiba Delivers First Chips to Make Consumer Devices Internet-Ready Based On iReady's Design," Press Release October, 1998, 3 pages, printed 11/28/98.
53	Internet pages from iReady Products, web site: http://www.ireadyco.com/products.html , 2 pages, downloaded 11/25/98.
54	iReady News Archives, Toshiba, iReady shipping Internet chip, 1 page, printed 11/25/98.
55	Interprophet article entitled "Technology", http://www.interprophet.com/technology.html , 17 ages, printed 3/1/00.
56	iReady Corporation, article entitled "The I-1000 Internet Tuner", 2 pages, date unknown.
57	iReady article entitled "About Us Introduction", Internet pages from http://wwwiReadyco.com/about.html , 3 pages, printed 11/25/98.
58	iReady News Archive article entitled "Revolutionary Approach to Consumer Electronics Internet Connectivity Funded", San Jose, CA, November 20,1997. 2 pages, printed 11/2/98.
59	iReady News Archive article entitled "Seiko Instruments Inc. (SII) INTRODUCES WORLD'S FIRST INTERNET-READY INTELLIGENT LCD MODULES BASED ON IREADY TECHNOLOGY," Santa Clara, CA and Chiba, Japan, October 26, 1998. 2 pages, printed 11/2/98.
60	NEWSwatch article entitled "iReady internet Tuner to Web Enable Devices", Tuesday, November 5, 1996, printed 11/2/98, 2 pages.
61	EETimes article entitled "Tuner for Toshiba, Toshiba Taps iReady for Internet Tuner", by David Lammers, 2 pages, printed 11/02/98.
62	"Comparison of Novell Netware and TCP/IP Protocol Architectures", by J.S. Carbone, 19 pages, printed 4/10/98.
63	Adaptec article entitled "AEA-7110C-a DuraSAN product", 11 pages, printed 10/1/01.

ALL REFERENCES CONSIDERED EXCEPT WHERE LINED THROUGH. /M.M./

INFORMATION DISCLOSURE STATEMENT BY APPLICANT (Not for submission under 37 CFR 1.99)	Application Number	14038297
	Filing Date	2013-09-26
	First Named Inventor	Laurence B. Boucher
	Art Unit	Unknown 2457
	Examiner Name	Unknown Meloy
	Attorney Docket Number	ALA-002B

64	iSCSI HBA article entitled "iSCSI and 2Gigabit fibre Channel Host Bus Adapters from Emulex, QLogic, Adaptec, JNI", 8 pages, printed 10/01/01.
65	iSCSI HBA article entitled "FCE-3210/6410 32 and 64-bit PCI-to-Fibre Channel HBA", 6 pages, printed 10/01/01.
66	iSCSI HBA article entitled "iSCSI Storage", 6 pages, printed 10/01/01.
67	"Two-Way TCP Traffic Over Rate Controlled Channels: Effects and Analysis", by Kalampoukas et al., IEEE Transactions on Networking, vol. 6, no. 6, December 1998.
68	IReady News article entitled "Toshiba Delivers First Chips to Make Consumer Devices Internet-Ready Based on iReady Design", Santa Clara, CA, and Tokyo, Japan, October 14, 1998, printed 11/2/98.
69	United States Patent Application No. 08/964,304, by Napolitano, et al., entitled "File Array Storage Architecture", filed 11/04/97.
70	"File System Design For An NFS File Server Appliance", Article by D. Hitz, et al., 13 pages.
71	Adaptec Press Release article entitled "Adaptec Announces EtherStorage Technology", 2 pages, May 4, 2000, printed 6/14/00.
72	Adaptec article entitled "EtherStorage Frequently Asked Questions", 5 pages, printed 7/19/00.
73	Adaptec article entitled "EtherStorage White Paper", 7 pages, printed 7/19/00.
74	CIBC World Markets article entitled "Computers; Storage", by J. Bertino et al., 9 pages, dated August 7, 2000.
75	Merrill Lynch article entitled "Storage Futures", by S. Milunovich, 22 pages, dated May 10, 2000.
76	CBS Market Watch article entitled "Montreal Start-Up Battles Data Storage Bottleneck", by S. Taylor, dated March 5, 2000, 2 pages, printed 3/7/00.
77	Internet-draft article entitled "SCSI/TCP (SCSI over TCP)", by J. Satran et al., 38 pages, dated February 2000, printed 5/19/00.
78	Article entitled "LRP. A New Network Subsystem Architecture for Server Systems:", by P. Druschel and G. Banga, Rice University, 15 pages.

ALL REFERENCES CONSIDERED EXCEPT WHERE LINED THROUGH. /M.M./

**INFORMATION DISCLOSURE
STATEMENT BY APPLICANT**
(Not for submission under 37 CFR 1.99)

Application Number	14038297
Filing Date	2013-09-26
First Named Inventor	Laurence B. Boucher
Art Unit	Unknown 2457
Examiner Name	Unknown Maly
Attorney Docket Number	ALA-002B

79	Internet RFC/STD/FYI/BCP Archives article with heading "RFC2140" entitled "TCP control Block Interdependence", web address http://www.faqs.org/rfcs/rfc2140.html , 9 pages, printed 9/20/02.
80	I. HEIZER et al., Common Internet File System Protocol (CIFS/1.0), Internet Draft, Internet Engineering Task Force (IETF), June 13, 1996.
81	DAVID D. CLARK et al., NETBLT: A Bulk Data Transfer Protocol, Request For Comments (RFC) 998, March 1987.
82	K. SOLLINS, The TFTP Protocol (Revision 2), Request For Comments (RFC) 1350, July 1992.
83	W. DAVID SCHWADERER, C Programmer's Guide to NetBIOS, IPX, and SPX, 1992, pages 322-323.
84	Internet pages entitled "Technical White Paper-Xpoint's Disk to LAN Acceleration Solution for Windows NT Server, printed 6/5/97, 15 pages.
85	Jato Technologies article entitled "Network Accelerator Chip Architecture, twelve-slide presentation, printed 8/19/98, 13 pages.
86	EETimes article entitled "Enterprise System Uses Flexible Spec, dated August 10, 1998, printed 11/25/98, 3 pages.
87	Internet pages entitled "Smart Ethernet Network Interface Cards", which Berend Ozceri is developing, printed 11/25/98, 2 pages.
88	Internet pages of Xaqti corporation entitled "GigaPower Protocol Processor Product Review," printed 11/25/99, 4 pages.
89	U.S. Provisional Patent Application No.: 60/283,896, Titled: CRC Calculations for Out of Order PUDs, Filed April 12, 2003, Inventor: Amit Oren, Assignee: Siliquent Technologies Ltd.
90	Internet pages entitled "DART: Fast Application Level Networking via Data-Copy Avoidance," by Robert J. Walsh, printed 6/3/99, 25 pages.
91	Andrew S. Tanenbaum, Computer Networks, Third Edition, 1996, ISBN 0-13-349945-6.
92	Article from Rice University entitled "LRP: A New Network Subsystem Architecture for Server Systems", by Peter Druschel and Gaurav Banga, 14 pages.
93	Internet RFC/STD/FYI/BCP Archives article with heading "RFC2140" entitled "TCP Control Block Interdependence", web address http://www.faqs.org/rfcs/rfc2140.html , 9 pages, printed 9/20/02.

ALL REFERENCES CONSIDERED EXCEPT WHERE LINED THROUGH. /M.M./

**INFORMATION DISCLOSURE
STATEMENT BY APPLICANT**
(Not for submission under 37 CFR 1.99)

Application Number	14038297
Filing Date	2013-09-26
First Named Inventor	Laurence B. Boucher
Art Unit	Unknown 2457
Examiner Name	Unknown Meky
Attorney Docket Number	ALA-002B

94	Wind River article entitled "Tornado: For Intelligent Network Acceleration", copyright Wind River Systems, 2001, 2 pages.
95	WindRiver White Paper entitled "Complete TCP/IP Offload for High-Speed Ethernet Networks", Copyright Wind River Systems, 2002, 7 pages.
96	Intel article entitled "Solving Server Bottlenecks with Intel Server Adapters", Copyright Intel Corporation, 1999, 8 pages.
97	Schwaderer et al., IEEE Computer Society Press publication entitled, "XTP in VLSI Protocol Decomposition for ASIC Implementation", from 15th Conference on Local Computer Networks, 5 pages, Sept. 30- Oct. 3, 1990.
98	Beach, Bob, IEEE Computer Society Press publication entitled, "UltraNet: An Architecture for Gigabit Networking", from 15th Conference on Local Computer Networks, 18 pages, Sept. 30-Oct. 3, 1990.
99	Chesson et al., IEEE Syposium Record entitled, "The Protocol Engine Chipset", from Hot Chips III, 16 pages, Aug. 26-27, 1991.
100	Macleam et al., IEEE Global Telecommunications Conference, Globecom '91, presentation entitled, "An Outboard Processor for High Performance Implementation of Transport Layer Protocols", 7 pages, Dec.2-5, 1991.
101	Ross et al., IEEE article entitled "FX1000: A high performance single chip Gigabit Ethernet NIC", from Compean '97 Proceedings, 7 pages, Feb. 23-26, 1997.
102	Strayer et al., "Ch. 9: The Protocol Engine" from XTP: The Transfer Protocol, 12 pages, July 1992.
103	Publication entitled "Protocol Engine Handbook", 44 pages, Oct. 1990.
104	Koufopavlou et al., IEEE Global Telecommunications Conference, Globecom '92, presentation entitled, "Parallel TCP for High Performance Communication Subsystems", 7 pages, Dec. 6-9, 1992.
105	Lilienkamp et al., Publication entitled "Proposed Host-Front End Protocol", 56 pages, Dec. 1984.
106	Thia et al. Publication entitled "High-Speed OSI Protocol Bypass Algorithm with Window Flow Control," Protocols for High Speed Networks, pages 53-68, 1993.
107	U.S. Provisional Patent Application No.: 60/053,240, Titled: TCP/IP Network Accelerator and Method of Use, Filed July 17, 1997, Inventor: William Jolizt et al.
108	Thia et al. Publication entitled "A Reduced Operational Protocol Engine (ROPE) for a multiple-layer bypass architecture," Protocols for High Speed Networks, pages 224-239, 1995.

ALL REFERENCES CONSIDERED EXCEPT WHERE LINED THROUGH. /M.M./

INFORMATION DISCLOSURE STATEMENT BY APPLICANT (Not for submission under 37 CFR 1.99)	Application Number	14038297
	Filing Date	2013-09-26
	First Named Inventor	Laurence B. Boucher
	Art Unit	Unknown 2457
	Examiner Name	Unknown Meky
Attorney Docket Number	ALA-002B	


Page 25 of 25

109	Form 10-K for Exelan, Inc., for the fiscal year ending December 31, 1987 (10 pages).
110	Form 10-K for Exelan, Inc., for the fiscal year ending December 31, 1988 (10 pages).
111	Thia, Y.H. Publication entitled "High-Speed OSI Protocol Bypass Algorithm with Window Flow Control", Protocols for High Speed Networks, pages 53-68, 1993.
112	Thia, Y.H. Publication entitled "A Reduced Operational Protocol Engine (ROPE) for a multiple layer bypass architecture", Protocols for High Speed Networks, pages 224-239, 1995.

EXAMINER SIGNATURE


Examiner Signature	/Moustafa Meky/	Date Considered	06/15/2014
*EXAMINER: Initial if reference considered, whether or not citation is in conformance with MPEP 609. Draw line through a citation if not in conformance and not considered. Include copy of this form with next communication to applicant.			

ALL REFERENCES CONSIDERED EXCEPT WHERE LINED THROUGH. /M.M./

Issue Classification 	Application/Control No. 14038297	Applicant(s)/Patent Under Reexamination BOUCHER ET AL.
	Examiner MOUSTAFA M MEKY	Art Unit 2457

CPC			Type	Version
Symbol				
H04L	69	168	I	2013-01-01
H04L	69	08	A	2013-01-01
H04Q	2213	13204	A	2013-01-01
H04L	69	16	I	2013-01-01
H04L	29	06	I	2013-01-01
H04L	69	22	A	2013-01-01
H04L	67	34	I	2013-01-01
H04L	61	25	F	2013-01-01
H04Q	2213	1332	A	2013-01-01
H04L	29	12009	I	2013-01-01
H04L	69	166	I	2013-01-01
H04L	45	245	I	2013-01-01
H04L	67	325	I	2013-01-01
H04L	67	10	I	2013-01-01
H04L	69	163	I	2013-01-01
H04L	45	00	I	2013-01-01
H04L	69	165	I	2013-01-01
H04Q	3	0029	I	2013-01-01
H04L	69	12	A	2013-01-01
H04L	69	161	I	2013-01-01
H04L	61	10	I	2013-01-01
H04L	49	9094	I	2013-01-01
H04L	67	327	I	2013-01-01
H04L	29	12018	I	2013-01-01
H04L	49	9063	I	2013-01-01
H04Q	2213	13103	A	2013-01-01
G06F	5	10	I	2013-01-01
H04L	69	162	I	2013-01-01
H04Q	2213	13345	A	2013-01-01
H04L	69	32	A	2013-01-01
H04Q	2213	13093	A	2013-01-01


NONE		Total Claims Allowed:	
		22	
(Assistant Examiner)	(Date)		
/MOUSTAFA M MEKY/ Primary Examiner.Art Unit 2457	06/16/2014	O.G. Print Claim(s)	O.G. Print Figure
(Primary Examiner)	(Date)	17	3

Issue Classification 	Application/Control No. 14038297	Applicant(s)/Patent Under Reexamination BOUCHER ET AL.
	Examiner MOUSTAFA M MEKY	Art Unit 2457

H04L	49	90	I	2013-01-01
H04L	49	901	I	2013-01-01
H04Q	2213	13299	A	2013-01-01


CPC Combination Sets				
Symbol	Type	Set	Ranking	Version

NONE		Total Claims Allowed:	
(Assistant Examiner)	(Date)	22	
/MOUSTAFA M MEKY/ Primary Examiner.Art Unit 2457	06/16/2014	O.G. Print Claim(s)	O.G. Print Figure
(Primary Examiner)	(Date)	17	3

Issue Classification 	Application/Control No. 14038297	Applicant(s)/Patent Under Reexamination BOUCHER ET AL.
	Examiner MOUSTAFA M MEKY	Art Unit 2457

<input checked="" type="checkbox"/> Claims renumbered in the same order as presented by applicant <input type="checkbox"/> CPA <input type="checkbox"/> T.D. <input type="checkbox"/> R.1.47															
Final	Original	Final	Original	Final	Original	Final	Original	Final	Original	Final	Original	Final	Original	Final	Original
	1		17												
	2		18												
	3		19												
	4		20												
	5		21												
	6		22												
	7														
	8														
	9														
	10														
	11														
	12														
	13														
	14														
	15														
	16														

NONE		Total Claims Allowed:	
		22	
(Assistant Examiner)	(Date)	O.G. Print Claim(s)	O.G. Print Figure
/MOUSTAFA M MEKY/ Primary Examiner.Art Unit 2457	06/16/2014	17	3
(Primary Examiner)	(Date)		

Search Notes 	Application/Control No. 14038297	Applicant(s)/Patent Under Reexamination BOUCHER ET AL.
	Examiner MOUSTAFA M MEKY	Art Unit 2457

CPC- SEARCHED		
Symbol	Date	Examiner
H04L 69/16, H04L 69/161, H04L 69/163, H04L 69/165, H04L 69/168	06/16/2014	MMM

CPC COMBINATION SETS - SEARCHED		
Symbol	Date	Examiner

US CLASSIFICATION SEARCHED			
Class	Subclass	Date	Examiner
709	200-202, 212, 224, 230, 236, 238	06/16/2014	MMM
370	389, 392, 419, 463, 469, 479	06/16/2014	MMM

SEARCH NOTES		
Search Notes	Date	Examiner
WEST (ALL FILES)	06/16/2014	MMM

INTERFERENCE SEARCH			
US Class/ CPC Symbol	US Subclass / CPC Group	Date	Examiner
709	212, 224	06/16/2014	MMM
370	474	06/16/2014	MMM

--	--



UNITED STATES PATENT AND TRADEMARK OFFICE

UNITED STATES DEPARTMENT OF COMMERCE
 United States Patent and Trademark Office
 Address: COMMISSIONER FOR PATENTS
 P.O. Box 1450
 Alexandria, Virginia 22313-1450
 www.uspto.gov

BIB DATA SHEET

CONFIRMATION NO. 9829

SERIAL NUMBER 14/038,297	FILING or 371(c) DATE 09/26/2013 RULE	CLASS 709	GROUP ART UNIT 2457	ATTORNEY DOCKET NO. ALA-002B	
APPLICANTS Alacritech, Inc., San Jose, CA, Assignee (with 37 CFR 1.172 Interest); INVENTORS Laurence B. Boucher, Saratoga, CA; Stephen E.J. Blightman, San Jose, CA; Peter K. Craft, San Francisco, CA; David A. Higgen, Apopka, FL; Clive M. Philbrick, San Jose, CA; Daryl D. Starr, Milpitas, CA; ** CONTINUING DATA ***** This application is a CON of 09/692,561 10/18/2000 PAT 8631140 which is a CON of 09/067,544 04/27/1998 PAT 6226680 * which claims benefit of 60/061,809 10/14/1997 (*)Data provided by applicant is not consistent with PTO records. ** FOREIGN APPLICATIONS ***** ** IF REQUIRED, FOREIGN FILING LICENSE GRANTED ** 10/10/2013					
Foreign Priority claimed <input type="checkbox"/> Yes <input checked="" type="checkbox"/> No 35 USC 119(a-d) conditions met <input type="checkbox"/> Yes <input checked="" type="checkbox"/> No Verified and /MOUSTAFA M MEKY/ Acknowledged Examiner's Signature	<input type="checkbox"/> Met after Allowance Initials	STATE OR COUNTRY CA	SHEETS DRAWINGS 14	TOTAL CLAIMS 22	INDEPENDENT CLAIMS 3
ADDRESS MARK A LAUER SILICON EDGE LAW GROUP LLP 7901 STONERIDGE DRIVE SUITE 528 PLEASANTON, CA 94588 UNITED STATES					
TITLE Intelligent Network Interface System and Method for Protocol Processing					
FILING FEE RECEIVED 1900	FEES: Authority has been given in Paper No. _____ to charge/credit DEPOSIT ACCOUNT No. _____ for following:		<input type="checkbox"/> All Fees <input type="checkbox"/> 1.16 Fees (Filing) <input type="checkbox"/> 1.17 Fees (Processing Ext. of time) <input type="checkbox"/> 1.18 Fees (Issue) <input type="checkbox"/> Other _____ <input type="checkbox"/> Credit		

**INFORMATION DISCLOSURE
STATEMENT BY APPLICANT**
(Not for submission under 37 CFR 1.99)

Application Number	14038297
Filing Date	2013-09-26
First Named Inventor	Laurence B. Boucher
Art Unit	Unknown 2457
Examiner Name	Unknown Meko
Attorney Docket Number	ALA-002B

	248	5802258		1998-09-01	Chen	
	249	5802580		1998-09-01	McAipice	
	250	5809328		1998-09-15	Nogales et al.	
	251	5809527		1998-09-15	Cooper et al.	
	252	5812775		1998-09-22	Van Seeters et al.	
	253	5815646		1998-09-29	Purcell et al.	
	254	5828835		1998-10-27	Mark S. Isfeld et al.	
	255	5848293		1998-12-08	Gentry et al.	
	256	5872919		1999-02-16	Wakeland et al.	
	257	5878225		1999-03-02	Bilansky et al.	
	258	5892903		1999-04-06	Christopher W. Klaus	
	259	5898713		1999-04-27	Melzer et al.	
	260	5913028		1999-06-15	Wang, et al.	
	261	5920566		1999-07-06	Ariel Hendel et al.	
	262	5930830		1999-07-27	Mendelson et al.	
	263	5931918		1999-08-03	Row et al.	
	264	5935205		1999-08-10	Murayama et al.	
	265	5937169		1999-08-10	Connery et al.	
	266	5941969		1999-08-24	Ram et al.	
	267	5941972		1999-08-24	Hoese et al.	
	268	5950203		1999-09-07	Stakuis et al.	
5790804	269	5970804		1998-08-04	Osborne	
	270	5987022		1999-11-16	Robert L. Geiger et al.	
	271	5991299		1999-11-23	Radogna et al.	
	272	5996013		1999-11-30	Gary Scott Delp et al.	
	273	5996024		1999-11-30	Blumenau	
	274	6005849		1999-12-21	Roach et al.	
	275	6009478		1999-12-28	Panner, et al.	

ALL REFERENCES CONSIDERED EXCEPT WHERE LINED THROUGH. /M.M./

**INFORMATION DISCLOSURE
STATEMENT BY APPLICANT**
(Not for submission under 37 CFR 1.99)

Application Number	14038297
Filing Date	2013-09-26
First Named Inventor	Laurence B. Boucher
Art Unit	Unknown 2457
Examiner Name	Unknown Meko
Attorney Docket Number	ALA-002B

304	6173333	1997-07-18	Jolitz et al.
305	6181705	2004-02-24	San-Hong Kim
306	6202105	2001-03-13	Gates et al.
307	6223242	2001-04-24	Stephen J. Sheafor et al.
308	6226680	2001-05-01	Boucher et al.
309	6246683	2001-06-12	Connery et al.
310	6247060	2001-06-12	Boucher et al.
311	6279051	2001-08-21	Gates et al.
312	6289023	2001-09-11	Brian M. Dowling et al.
313	6298403	2001-10-02	Suri et al.
314	6324649	2001-11-27	Kevin W. Eyres et al.
315	6334153	2001-12-25	Boucher et al.
316	6343360	2002-01-29	David Feinleib
317	6345301	2002-02-05	Burns et al.
318	6345302	2002-02-05	Toby D. Bennett et al.
319	6356951	2002-03-12	Gentry et al.
320	6370599	2002-04-09	Sanjay Anand et al.
321	6385647	2002-05-07	Dean Willis et al.
322	6389468	2002-05-14	Muller et al.
323	6389479	2002-05-14	Boucher
324	6393487	2002-05-21	Boucher, et al.
325	6421742	2002-07-16	Tillier
326	6421753	2002-07-16	Geoffrey B. Hoese et al.
327	6427169	2002-07-30	Elzur
328	6427171	2002-07-30	Craft, et al.
329	6427173	2002-07-30	Laurence B. Boucher et al.
330	6434620	2002-08-13	Boucher, et al.
331	6434651	2002-08-13	Gentry, Jr.

ALL REFERENCES CONSIDERED EXCEPT WHERE LINED THROUGH. /M.M./

**INFORMATION DISCLOSURE
STATEMENT BY APPLICANT**
(Not for submission under 37 CFR 1.99)

Application Number	14038297
Filing Date	2013-09-26
First Named Inventor	Laurence B. Boucher
Art Unit	Unknown 2457
Examiner Name	Unknown Meky
Attorney Docket Number	ALA-002B

25	20010025315	2001-01-10	Jolitz <i>2001-09-27</i>
26	20010004354	2001-01-10	Jolitz <i>2001-06-21</i>
27	2001/0013059	2001-08-09	Dawson et al.
28	20010014892	2001-08-16	Gaither et al.
29	20010014954	2001-08-16	Purcell et al.
30	20010048681	2001-12-06	Bilic et al.
31	2001/0053148	2001-12-20	Bilic et al.
32	20020073223	2002-06-13	B. Scott Damell et al
33	20020112175	2002-08-15	Makofka et al.
34	20030066011	2002-03-11	Oren <i>2003-04-11</i>
35	20030110344	2003-06-01	Szezepanek et al.
36	20030165160	2003-09-04	Minami et al.
37	20040054814	2004-03-01	McDaniel
38	20040059926	2004-03-25	Angelo, et al.
39	20040153578	2004-08-01	Elzur
40	20040213290	2004-10-01	Johnson et al.
41	20040246974	2004-12-09	Gyugyi et al.

FOREIGN PATENT DOCUMENTS

Examiner Initial	Cite No	Foreign Document Number	Country Code i	Kind Code	Publication Date	Name of Patentee or Applicant of cited Document	Pages, Columns, Lines where Relevant Passages or Relevant Figures Appear
	1	WO 98/19412	US		1998-05-07		
	2	WO 98/50852	US		1998-11-12		
	3	WO 99/04343	US		1999-01-28		
	4	WO 07/130476	US		2007-11-15	Alacritech, Inc.	
	5	PCT/US98/2494 3	US		2000-03-09		

/Moustafa Meky/

06/15/2014

ALL REFERENCES CONSIDERED EXCEPT WHERE LINED THROUGH. /M.M./