

Real-Time Recognition and Profiling of Appliances through a Single Electricity Sensor

A.G. Ruzzelli, C. Nicolas[†], A. Schoofs, and G.M.P. O'Hare

CLARITY: Centre for Sensor Web Technologies

School of Computer Science and Informatics, University College Dublin, Ireland

[†]Institute of Higher Education in Computer Science and Communication,

University of Rennes, France

{ruzzelli, anthony.schoofs, gregory.ohare}@ucd.ie
clement.nicolas@etudiant.univ-rennes1.fr

Abstract—Sensing, monitoring and actuating systems are expected to play a key role in reducing buildings overall energy consumption. Leveraging sensor systems to support energy efficiency in buildings poses novel research challenges in monitoring space usage, controlling devices, interfacing with smart energy meters and communicating with the energy grid. In the attempt of reducing electricity consumption in buildings, identifying individual sources of energy consumption is key to generate energy awareness and improve efficiency of available energy resources usage. Previous work studied several non-intrusive load monitoring techniques to classify appliances; however, the literature lacks of an comprehensive system that can be easily installed in existing buildings to empower users profiling, benchmarking and recognizing loads in real-time. This has been a major reason holding back the practice adoption of load monitoring techniques. In this paper we present RECAP: RECOgnition of electrical Appliances and Profiling in real-time. RECAP uses a single wireless energy monitoring sensor easily clipped to the main electrical unit. The energy monitoring unit transmits energy data wirelessly to a local machine for data processing and storage. The RECAP system consists of three parts: (1) Guiding the user for profiling electrical appliances within premises and generating a database of unique appliance signatures; (2) Using those signatures to train an artificial neural network that is then employed to recognize appliance activities (3) Providing a Load descriptor to allow peer appliance benchmarking. RECAP addresses the need of an integrated and intuitive tool to empower building owners with energy awareness. Enabling real-time appliance recognition is a stepping-stone towards reducing energy consumption and allowing a number of major applications including load-shifting techniques, energy expenditure breakdown per appliance, detection of power hungry and faulty appliances, and recognition of occupant activity. This paper describes the system design and performance evaluation in domestic environment.

I. INTRODUCTION

Electricity represents 41% of the total energy used in American homes [1]. The delivered energy use per household declines at an average annual rate of 0.6 percent, mostly due to technological progress in power efficiency [2]. To further increase that trend, smart energy grids are being promoted to address optimal management and improved control of energy, by introducing intelligence into the electricity grid. The recent momentum for Smart Grid meters, visible in a number of government driven large-scale pilot deployments such as in

Italy [11] and in the US [12], intends to accelerate their introduction into households.

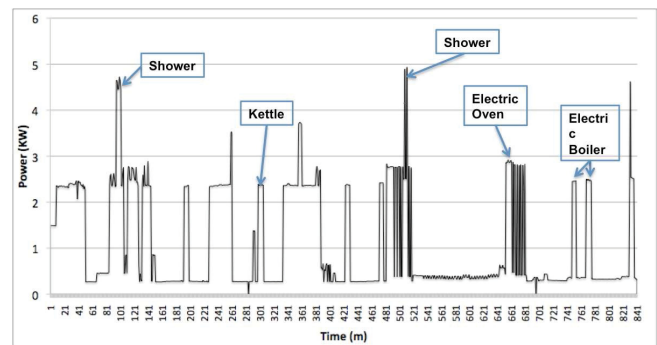


Fig. 1. Typical energy consumption in domestic premises

Within this context, embedded sensor networks and actuating systems are expected to play a key role in monitoring and reducing building's overall energy consumption. Recent standardization efforts have generated a push towards the integration of sensor systems in building automation systems and home environments. IEEE 802.15.4, ZigBee [16], and IETF 6LoWPAN/ROLL [5], [6] are enabling technologies that facilitates the connections of low-cost sensing and monitoring units and gather energy consumption information in real-time. Low-power wireless networking has enabled easy access to households meter readings, making them available to energy utilities for monitoring and control, and to building owners for direct feedback on their energy consumption e.g. Ted energy detective [14]. Fine-grained energy decomposition is nevertheless not available. Key is to process the energy data to finally provide meaningful information to empower building owners with hints for reducing their energy cost. To this end, providing a breakdown of the energy expenditure per appliance is of particular interest to identify energy hungry devices and provide other interesting services to the homeowner (e.g. home activity patterns).

Figure 1 shows typical domestic energy consumption over a time period with some appliance activity annotations. The

main aim of this work is to develop a low-cost system that can attribute names to appliances contributing to each of the energy spikes in real time with a single energy monitor. In this paper, we present Real-time Electrical Appliance Recognition (RECAP), a system that provides fine-grained recognition of appliances in real-time, based on one single Zigbee-based building energy monitor attached to the main electrical unit. RECAP system components are appliance signature profiling, real-time signature recognition, and intuitive user feedback. Up to now, several works studied non-intrusive load monitoring techniques to classify appliances. However, the market shows a lack of practical adoption of such techniques due to practical issues when deploying the systems into existing buildings. In contrast, this paper focuses on devising a testing a comprehensive system to allow system plug-and play capability and empower users profiling, benchmarking and recognizing loads in real-time, which was holding back the deployment of such systems into practice.

The rest of the paper is organized as follows: Section II refers to existing appliance load monitoring techniques. In Section III, we describe the system challenges and motivate our design choice. In Section IV, we detail the design of the RECAP system including appliance profiling, recognition, the database of signatures and user interface. Section V presents the experimental results from a real deployment. Finally, Section VI discusses the system and future work before concluding the paper in Section VII.

II. RELATED WORK

Many approaches to appliance load monitoring have been investigated. Hart paved the way with the Nonintrusive Appliance Load Monitoring (NALM) [4]. NALM segments normalized power values, to characterize the power signal in successive steps or events, and match them to appliance signatures. The technique has achieved an average error of 6.3% for total household energy consumption. Remaining challenges to NALM, which are addressed by RECAP, were the ability to decompose a power signal made of overlapping on/off events on multiple appliances, and to recognize complex appliance patterns.

The load disaggregation algorithm [9] takes a very similar approach of comparing each change in the total power signal to each appliance operating range. In order to differentiate tricky cases where observed patterns may fit multiple appliances, a classification of appliances according to their frequency of use balances the decision making to the frequently used device.

With ViridiScope, Kim et Al. [15] use indirect sensing to evaluate the power consumption of home appliances. Ambient signals placed near appliances estimate power consumption by measuring sound and magnetic field variations when appliances are on or off. Even though sound sensors may be cheaper than a home energy monitor, one sensor and one transmitter per appliance are needed. Furthermore, more than the unaesthetic aspect, inaccessible or outdoor appliances as well as the addition of new appliances make the installation and correct operation of sound sensors difficult. In contrast,

RECAP aims at achieving appliance recognition by deploying a single energy monitor clipped around the live wire of the main electrical unit.

Patel et Al. [10] detect the electrical noise on residential power lines created by the abrupt switching of electrical devices and the noise created by certain devices while in operation. The approach relies on the fact that abruptly switched electrical loads produce broadband electrical noise either in the form of a transient or continuous noise. The deployment phase consists in collecting and recording noise signatures from appliances in the on, off and idle states. Aforementioned problems of variable power drawn by some appliances as well as concurrent on/off events affect similarly this approach.

Quantum Consulting Inc. developed an algorithm with rules based on pattern recognition. The input is the premise level load data, information about standard appliances and assumptions about the customer's behavior [7]. Forty houses were evaluated during four summer months. Disaggregated load profiles have differed by less than 10%. Unfortunately, this system requires at least one sensor per appliance deployed for several days for the setting of initial operating characteristics. This is not a cost-effective solution and makes the system hardly applicable in real scenarios.

Farinaccio et Al. [8] use a pattern recognition approach to disaggregate the total electricity consumption in a house into the major end-uses. However, this work does not address appliance profiling and assumes a constant appliance signature, which in reality varies with the house/room load and the way the appliance is set. Other techniques use wired solutions or employ smart sockets. This requires retrofitting the whole building, which is not cost-effective and may apply only to new structures. In contrast RECAP is based on a single wireless and low-cost low-power solution that integrates profiling of appliances, namely Unique Appliance Signatures (UAS), storing of signatures for further use, autonomous recognition through machine learning technique and a simple user interface.

Overall, although the literature shows some existing research activities on this domain, existing systems address requirements in a disconnected manner, target specific cases and fail to meet system usability requirements. Up to now there is a lack of a low-cost tool that addresses system usability to empower the user with a system that integrates appliance profiling, generation of unique signatures, relational signature storage, and a basic user interface for appliance activity recognition, which are the main focus of this contribution to extend the current literature.

III. CHALLENGES

The main challenges in recognizing appliance activity are mainly due to the following:

- **Appliances with similar current draw:** The system should be able to discriminate between two appliances with similar or same energy consumption;

- **Appliances with multiple settings:** Some appliances can be either tuned according to user needs or have different phases with different associated consumption, e.g. stand-by mode or washing cycles. The system should either understand the various appliance settings or recognize appliances based on additional data independent from the chosen setting;
- **Parallel appliances activity:** The system should disaggregate appliances activity identifying each constituent accounting for the total power consumption;
- **Environment noise:** The system should be resilient to external factors such as not-profiled appliances that can be turned on unexpectedly;
- **Load variation:** The energy provider can deploy devices at substation level for power factor correction, which can destabilize the matching with the appliance profile;
- **Long appliance cycles:** The system should be able to cope with appliance with long working cycle, which may result in long profiling periods.

In order to address these challenges, system adaptivity and resilience to dynamic and unpredictable environment are needed. To this end, the properties of existing machine learning techniques represent a suitable solution to reach the goal. In attempting identify an appropriate machine learning technique for recognizing appliances, we initially considered the following classifiers:

- **Markov Chain classifier:** Although Markov Chains (MC) are employed in many classification and pattern recognition algorithms a negative aspect is that simple Markov Chains can merely handle one state at time. This means that the number of states could grow greatly if we map each state with a possible combination of appliances active at the same time. Although MC can be a suitable solution for monitoring a limited number of appliances, the system may not scale well to handle appliances in the order of tens via a single energy meter, which is a major objective of RECAP. Multistate Markov chains are a possible solution to address this issue but they may greatly increase the complexity of the system when a large number of appliances is profiled. Another limitation of this solution is its flexibility. If the user wants to add a new appliance, the Markov chain requires a number of parameters to be set, which can obstruct system usability in light of the fact that the system may be used by non-IT experts. In view of such drawbacks, we opted for the investigation of a more scalable classifier.
- **Bayesian classifier:** A main advantage of this solution is the simplicity of the algorithm. Despite its apparent minimalism, Bayesian classifiers can give appropriate results with only limited data. A limitation of this type of classifiers is the resistance to parameter variations such as power variation and duration. Since parameter variations are a key elements due to power factor correction by the energy providers and signature aging control existing circuit breakers This factor is key for the scope of appliance

recognition

In contrast to previous techniques, **Artificial Neural Network** (ANN) to perform appliance recognition are manifold including: (1) the ability to handle any type of data (2) the unnecessary prior understanding of appliance behaviour; (3) the easy extensibility to higher number of inputs, many types of values or dissimilar kind of data; (4) the learning process that can be automated for example through additional profiling sensors that can turn on/off appliances remotely; (5) the ability to learn while running through mechanisms of error feedback from the user; (6) the ability to handle multiple simultaneous appliance states. In contrast, a drawback of the ANN solution is the lengthy training process that may take few minutes, e.g. in the presence of more than 15 appliances to profile or if some appliances have long signatures e.g. a washing machine with a multi-state signature.

IV. SYSTEM DESIGN

A. Data Acquisition System

Recent standardization efforts have generated an increasing trend towards the integration of sensor systems in building automation systems, allowing the connection of low-cost sensing and monitoring units and the gathering of energy consumption information in real-time.

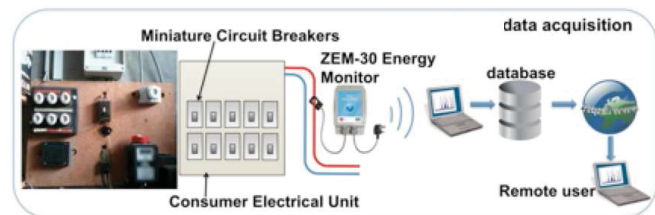


Fig. 2. Energy Monitoring Data Acquisition System

Although the RECAP system is independent from the communication protocol used by the energy monitor, the unit used for testing transfers data via a ZigBee-based acquisition system to a gateway connected to a local machine, which connects to either a local or remote relational database for storage, as shown in Figure 2. The RECAP system resides on the local machine and processes energy data as they arrive from the network. In particular RECAP is able to firstly generate appliance signatures and then train an ANN to recognize appliance activities on the spot. This starts with the appliance profiling phase, a one-off procedure that allows RECAP to characterize appliances that the user wants to recognise. The profiling will create a set of *unique appliance signatures* that will then be used for the real-time activity recognition. To keep record of appliance activity times, once an appliance is turned on/off, the system records this into a dedicated table in a remote database.

B. Appliance Profiling

A crucial aspect to consider is what parameters will contribute to the generation of a given signature. For example the real power consumption can discriminate between appliances with dissimilar power consumption but may fail when appliance consumption is similar.

In order to identify the important constituents for a unique appliance signature, we now highlight the main electrical parameters for an appliance working on alternate current (AC). According to its internal circuit, an appliance can be of resistive, inductive, or capacitive, predominance. For example a kettle is almost purely resistive while a fan can be predominantly inductive. Inductors and capacitors affect the power consumption by shifting the alternate current with respect to the alternate voltage. In particular, capacitors delay the current with respect to the voltage while the opposite happens for inductors. Considering that the power is the multiplication of voltage and current, if voltage and current are shifted, the power transferred to the appliance is less. This effect is captured by the active and reactive power components, which, in mathematical terms, correspond to real and imaginary part respectively, as shown in Figure 3. In general, appliances work through the real power (active), while the reactive power (passive) is due to the presence of storage elements in the appliance circuit (inductors or capacitors), does not work at the load and heats wires. Pure resistive appliances show no shift of current and voltage, the reactive part is null and all the power is transferred to the load. In contrast, the larger the current/voltage shift the greater the imaginary component. Reactive and active powers are key parameters to calculate the power factor, which is captured by the energy meter. Equation 1 reports the relation between the active, reactive and power factor.

$$S = P + jQ \quad P f = P / |S| \quad (1)$$

where S = Apparent/Complex power, Q = Reactive Power, P = Active Power, $P f$ = Power Factor, and $|S|$ = real part of the apparent power.

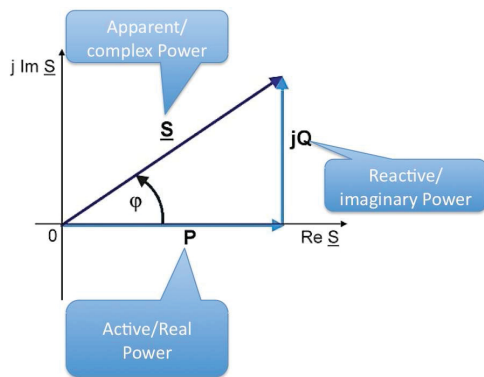


Fig. 3. Relation between reactive and active power

C. Unique Appliance Signature

Based on the relations between the power components and how they map to appliance types, this section introduces the constituents of a unique appliance signature. The **real power** is the first important constituent that can discriminate appliances of dissimilar consumption. To address appliance with similar consumption, the **power factor** can discriminate between appliances of resistive, capacitive and inductive types. Following, the **peak current** relates to the appliance circuit specifics, as it represents the maximum amount of energy the appliance allows before reacting. RECAP collects also **RMS current** that provides consumption information independently from the voltage given by the energy provider. Finally, **peak voltage** and **RMS voltage** relate to the specific voltage provided when the signature is made. Overall, the system identifies 6 constituents to generate a unique appliance signature, which is the base to discriminate between multiple appliances activity. Additional factors captured when profiling appliances are the **signature length** and the meter **sampling frequency**. These parameters are key to translate signatures from dissimilar types of energy meters into a standard signature. In fact, when profiling appliances, users may generate signatures of dissimilar duration in order to capture diverse appliance power modes. For example, an electric oven presents an initial period of almost constant current draw followed by periodic deactivations when the set temperature is reached a shown in Figure 4. Finally, to avoid inconsistencies between signatures generated with meters at dissimilar sampling frequencies, RECAP implements a simple function that translates signatures into a standard frequency before storing it in the relational database. Figure 4 shows power signatures for 4 appliances of different lengths and standard sampling frequency of $1 \text{ value per minute}$.

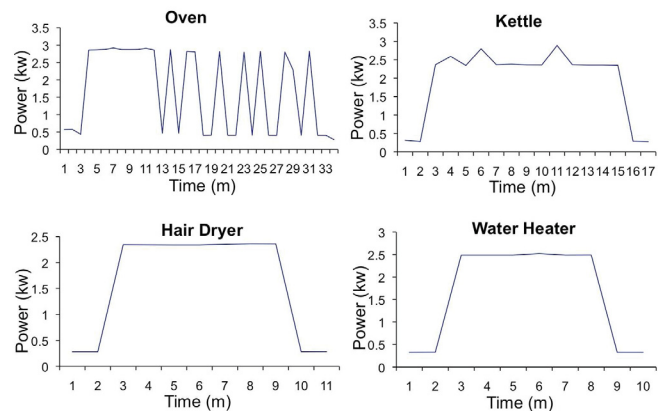


Fig. 4. Active Power Signatures for 4 appliances

D. Signature Database

Once a new appliance is profiled, the signature together with some metadata relative to the appliance model and location are stored locally and duplicated in a remote database.

The duplication allows the creation of a common repository of signatures used to train the ANN and share signatures with other users, namely *Unique Signature State Information (USSI)* database. In fact, providing a common signature repository for multiple homes can progressively reduce the initial training phase required by RECAP. Figure 5 shows the USSI database associated to RECAP. USSI consists of 6 main relational tables. 3 main tables, namely *Captured Parameters*, *Physical* and *Environmental* relate directly to the signature. Since certain types of appliance type with either dissimilar models or from various manufacturers are likely to have dissimilar signatures, the table "*Physical*" captures the specifics of the appliance.

As the USSI database grows, it is necessary to provide techniques to present to the user an initial standard set of relevant signatures. Through the *Environmental* table the system can provide a common list of appliance signatures based on user location (password protected). It is in fact common to have same appliance models concentrated within the same area or region (e.g. electric showers are very common in Ireland and UK while a certain HVAC model are more common in warmer countries). By using the RECAP interface, the user can then browse the list of appliance models in the area or search for other signatures should the appliance be not in the list. Currently, the USSI system in RECAP is implemented in an SQL-based relational database.

Furthermore, the *Environmental* table provides information of surrounding conditions during measurements as this may affect the signature accuracy. USSI was designed with a broad use in mind such as a large number of signatures generated by contributors. To address multiple contributors for the same signature, the database implements a *Contributor* table that includes a confidence rate, which increases according to the reputation of the contributor. We envision that a reputation would increase based on collection of opinions from other users. The USSI system can handle multiple signatures of the same appliance ID according to the *Signature Property* table. Similar to contributor reputation, the *Energy Meter* table stores the accuracy of the energy meter, which can be used to tune the appliance recognition algorithm. For example, in RECAP this would enable testing the meter accuracy and associate accuracy levels to different activation functions.

E. Training and Recognition

Following the profiling phase, the generated signatures are used to train an ANN for the recognition of appliances. The basic element of an ANN is a neuron, which can be represented as a simple succession of mathematical operations, such as weight balancing, sum and an activation function as shown in Figure 6.

Each input of a neuron is balanced by a different weight and is then aggregated into an activation function that can be as simple as a step function, or a more complex function such as hyperbolic tangent. An ANN consists of several neurons interconnected. Figure 7 shows a common type of ANN, 3-layer ANN, which is in fact the type adopted for RECAP, as

Captured Parameters	Environmental
Signature ID (SID)	SID
Real Power	Device Location
Power Factor	Temperature
RMS Current	Humidity
RMS Voltage	Contributor
Peak Current	User ID (UID)
Peak Voltage	Name
Sampling Rate	Confidence Rate
Timestamp	Association
State: [startup, steady, shutdown, off]	Energy Meter
Physical	Meter ID (MID)
Appliance ID (AID)	Device Type
Type	Accuracy
Model	Signature Property
Make	SID (Primary key)
Power Rating	AID
Voltage Rating	MID
Frequency Rating	UID

Fig. 5. Integration of unique signature state information

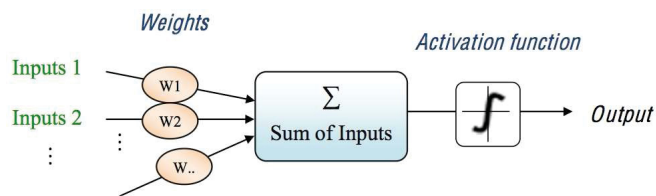


Fig. 6. Single neuron showing input weights, weighted sum and activation function

provides a judicious balance between complexity and response time. The first layer consists of Inputs Neurons i.e., neurons with one or more inputs connected to external or internal data. The second layer consists of Hidden Neurons that have inputs connected to the outputs of the first layer and are not in direct relation with inputs and outputs of the ANN. The Third layer consists of Output Neurons that have inputs connected to the outputs of the hidden neurons. Output neurons represent the direct outputs of the ANN. The connections between the layers and neurons can vary. For example, the input layer can be connected to the output of the ANN in order to provide a feedback informing the new input state about the previous output. RECAP uses a similar feedback mechanism to improve

Explore Litigation Insights

Docket Alarm provides insights to develop a more informed litigation strategy and the peace of mind of knowing you're on top of things.

Real-Time Litigation Alerts



Keep your litigation team up-to-date with **real-time alerts** and advanced team management tools built for the enterprise, all while greatly reducing PACER spend.

Our comprehensive service means we can handle Federal, State, and Administrative courts across the country.

Advanced Docket Research



With over 230 million records, Docket Alarm's cloud-native docket research platform finds what other services can't. Coverage includes Federal, State, plus PTAB, TTAB, ITC and NLRB decisions, all in one place.

Identify arguments that have been successful in the past with full text, pinpoint searching. Link to case law cited within any court document via Fastcase.

Analytics At Your Fingertips



Learn what happened the last time a particular judge, opposing counsel or company faced cases similar to yours.

Advanced out-of-the-box PTAB and TTAB analytics are always at your fingertips.

API

Docket Alarm offers a powerful API (application programming interface) to developers that want to integrate case filings into their apps.

LAW FIRMS

Build custom dashboards for your attorneys and clients with live data direct from the court.

Automate many repetitive legal tasks like conflict checks, document management, and marketing.

FINANCIAL INSTITUTIONS

Litigation and bankruptcy checks for companies and debtors.

E-DISCOVERY AND LEGAL VENDORS

Sync your system to PACER to automate legal marketing.