

European Journal of Ophthalmology

Vol. 13 No. 2, 2003

CONTENTS

Impression cytology on conjunctiva and cornea in dry eye patients establishes a correlation between squamous metaplasia and dry eye clinical severity.....	115
<i>J. Murube, L. Rivas</i>	
The anti-allergic effects of a cromolyn sodium-chlorpheniramine combination compared to ketotifen in the conjunctival allergen challenge model.....	128
<i>A. Leonardi, F. Busca, M. Tavolato, A.G. Secchi</i>	
Factors influencing visual outcome after penetrating keratoplasty combined with intraocular lens implantation.....	134
<i>J.B. Jonas, R.M. Rank, W.M. Budde, G. Sauder</i>	
Complications of laser <i>in situ</i> keratomileusis (LASIK).....	139
<i>K.F. Tabbara, H.F. El-Sheikh, C.L. Vera-Cristo</i>	
Visually significant opacification of hydrophilic acrylic intraocular lenses – a clinico-pathological analysis.....	147
<i>V.K.Y. Yong, P.A. Netto, W.-J. Heng, E.-Y. Yap, H.-M. Lee, M.M.L. Ng, K.-G. Au Eong</i>	
Prevention of posterior capsule opacification using capsular tension ring for zonular defects in cataract surgery.....	151
<i>D. D'Eliseo, B. Pastena, L. Longanesi, F. Grisanti, V. Negrini</i>	
The effects of some antibiotics on sheep lens glucose 6-phosphate dehydrogenase <i>in vitro</i>	155
<i>Ş. Beydemir, D.N. Kulaçoğlu, M. Çiftçi, Ö.I. Küfrevioğlu</i>	
Four years later: A clinical update on latanoprost.....	162
<i>E. Ravinet, A. Mermoud, R. Brignoli</i>	
Endotoxins in ophthalmic viscosurgical devices.....	176
<i>H. Burkhard Dick, A.J. Augustin, T. Pakula, N. Pfeiffer</i>	
Immunological effects of allopurinol in the treatment of experimental autoimmune uveitis (EAU) after onset of the disease.....	185
<i>F.H. Grus, A.J. Augustin, K. Loeffler, J. Lutz, N. Pfeiffer</i>	
The management of giant retinal tears with silicone oil.....	192
<i>N. Ünlü, H. Kocaoğlu, M.A. Acar, M. Sargin, B.S. Aslan, S. Duman</i>	
Magnetic resonance imaging analysis of anterior and posterior eye segment displacement during ocular gaze shifts.....	196
<i>N. Eter, S. Garbe, D. Pauleit, T. Schüttöf, H. Schüller</i>	
Autogenous versus allograft fascia lata in frontal sling surgery - long-term results.....	202
<i>C. Gürdal, U. Erdener, M. Orhan, M. Irkeç</i>	
SHORT COMMUNICATIONS	
Divergent strabismus fixus - A case report.....	207
<i>T.K. Sharma, J.S. Grewal, M. MacDonald</i>	
Ocular findings in cerebro-oculo-facial-skeletal syndrome (Pena-Shokeir-II syndrome).....	209
<i>J.B. Jonas, U. Mayer, W.M. Budde</i>	
Management of free floating iris cysts in the anterior chamber - A case report.....	212
<i>H.F. Öner, S. Kaynak, N. Koçak, G. Çingil</i>	
Organized vitreous hemorrhage masquerading as an optic disc melanocytoma.....	215
<i>P. Puri, S. Prasad, I.G. Rennie</i>	
Choroidal neovascularization secondary to vitrectomy for idiopathic epiretinal membrane: Report of an unusual case.....	218
<i>T. Micelli Ferrari, R. Dammacco, G.M. Quaranta, N. Cardascia, F. Boscia, C. Sborgia</i>	
Cystoid macular edema associated with latanoprost therapy in a pseudophakic vitrectomized patient after removal of silicone oil endotamponade.....	221
<i>M. Jäger, J.B. Jonas</i>	
Abstracts from the Third CAFIA Meeting.....	223
New Items.....	240

The anti-allergic effects of a cromolyn sodium-chlorpheniramine combination compared to ketotifen in the conjunctival allergen challenge model

A. LEONARDI, F. BUSCA, M. TAVOLATO, A.G. SECCHI

Department of Neuroscience, Ophthalmology and Ocular Inflammation Unit, University of Padova - Italy

PURPOSE. To compare the inhibitory effects of a topical combination product, cromolyn sodium (DSCG) 4% with the antihistamine, chlorpheniramine, with those of topical ketotifen 0.05% on the clinical allergic reaction induced by the conjunctival allergen challenge (CAC).

METHODS. Ten allergic but non-active patients were challenged in both eyes with increasing doses of specific allergen to obtain a positive bilateral reaction (visit 1). They were then rechallenged after 1 week to confirm the allergic threshold dose response (visit 2). After 2 weeks, a third CAC was performed bilaterally 30 minutes after topical application of DSCG-chlorpheniramine in one eye and ketotifen in the contralateral eye in a double-masked fashion (visit 3). Clinical signs and symptoms were registered 5, 10, 15, and 20 minutes after challenge using the standard scoring system. Tear cytology was performed 30 minutes after challenge.

RESULTS. Comparing the two drug effects at visit 3, DSCG-chlorpheniramine was shown to be superior to ketotifen at all time points for itching ($p < 0.01$) and at 5 minutes for redness ($p < 0.01$). For the total signs score, DSCG-chlorpheniramine was shown to be superior to ketotifen at all time points ($p < 0.01$), and at 10 and 15 minutes for the total symptoms score ($p < 0.05$). Compared to visit 2, DSCG-chlorpheniramine significantly lowered itching ($p < 0.001$) and redness ($p < 0.05$) at 5, 10, 15, and 20 minutes after challenge. Ketotifen significantly lowered itching at 5 and 10 minutes ($p < 0.001$) and redness at 5, 10, and 15 minutes ($p < 0.05$). Both drugs reduced the total number of cells evaluated by tear cytology during the early-phase reaction ($p < 0.05$).

CONCLUSIONS. DSCG-chlorpheniramine was found to be more effective than ketotifen at preventing itching and redness in the CAC model. (*Eur J Ophthalmol* 2003; 13: 128-33)

KEY WORDS. Allergic conjunctivitis, Conjunctival allergen challenge, Chlorpheniramine, Sodium cromolyn, Ketotifen

Accepted: January 20, 2003

INTRODUCTION

Itching, redness, and lid swelling are the typical inflammatory signs and symptoms of seasonal allergic conjunctivitis (SAC). The conjunctival allergen challenge (CAC) model has been used to study the effects of

repeated natural challenges by environmental allergens (1). The reaction induced by specific conjunctival allergen challenge (CAC) accurately reproduces the signs and symptoms of an acute seasonal allergic reaction. In the CAC model, conjunctival allergic reaction is

standardized manner that allows for a homogeneous baseline for all patients in the study independent of the type of allergen sensitization (2). This model is a reliable method for quantifying and comparing the efficacy of various therapies in the prophylactic treatment of allergic conjunctivitis. As in SAC, the reaction in the CAC model is characterized by mast cell activation and the release of preformed and newly formed mediators such as histamine, tryptase, prostaglandins, leukotrienes, and cytokines (3, 4), as well as subsequent activation of vascular endothelial cells, expression of adhesion molecules (5), and inflammatory cell infiltration. In the acute allergic reaction, either induced by environmental allergen exposure or by the CAC, most of the signs and symptoms are related to histamine release from mast cells (6). In fact, histamine accounts for 98% of the material released by mast cell degranulation (7). Several topical mast cell stabilizers and antihistamines have been shown to significantly reduce the ocular allergic symptoms in both the SAC and CAC models (8, 9).

The combination product investigated, 4% cromolyn sodium–0.2% chlorpheniramine (DSCG-chlorpheniramine), is an anti-allergic ophthalmic solution that combines the mast cell stabilizing effect of cromolyn sodium (DSCG) with the antihistaminic effect of the H1-receptor antagonist chlorpheniramine. Mast cell stabilizers prevent calcium influx across cell membranes, thereby preventing mast cell degranulation and mediator release (10). Chlorpheniramine is a first-generation anti-H1 alkylamine compound with high H1 receptor affinity (11). Topical application of chlorpheniramine is rapidly effective in reducing itching without systemic side effects (12). Ketotifen fumarate 0.05% ophthalmic solution is a cyproheptadine derived anti-allergic drug that possesses both a mast cell stabilizing effect and H1-receptor antagonistic activity (13). The commercial combination of DSCG-chlorpheniramine has been widely used in Italy since 1985. The efficacy of this combination, however, has not been compared to that of one of the new anti-allergic products that combine in one drug the pharmacologic properties of two, such as ketotifen.

The current study was performed to determine the protective effect of two dual action anti-allergic topical preparations – DSCG-chlorpheniramine and ketotifen – on the onset of the allergic conjunctival reaction induced by the CAC model.

MATERIALS AND METHODS

Ten patients (age range 18–47 years; 6 men, 4 women) with a clinical history of SAC were included in this randomized, double-masked study. All patients were asymptomatic and had positive results on a prick test (wheal diameter >3 mm) as confirmation of their allergic medical history. The allergen that gave the greatest response by prick test and/or that was most clinically correlated with seasonal symptoms was chosen for challenge: seven patients were challenged with rye grass and three with *Parietaria officinalis*. The CAC was performed according to the standardized procedure described by Abelson et al (2).

At visit 1, demographic data, medical and medication history, and informed consent were obtained. Baseline slit-lamp examination and visual acuity (Snellen) were also recorded at each visit before challenge. The allergen threshold dose that induced a positive conjunctival reaction was determined by challenging both eyes with one 20- μ L drop of allergen in serial dilutions (10–50–100–200–300 Allergen Unit RAST [AUR]/ml), increasing the dose every 15 minutes until a clinical reaction with a score of 2+ itching and redness was obtained. Seven days later (visit 2), a second challenge with the last threshold dose identified at visit 1 was repeated to confirm the conjunctival reaction. After 2 more weeks (visit 3: drug evaluation day), patients were administered a single dose of ketotifen 0.05% in one eye and DSCG-chlorpheniramine 4% in the contralateral eye in a double-masked fashion 30 minutes prior to CAC using the threshold dose.

Conjunctival signs (redness, chemosis, eyelid swelling) were assessed by the investigators and symptoms (itching, burning, foreign body sensation, tearing) by the patients using a score of 0 (none) to 4 (severe) for each eye before drug administration (time 0), immediately before allergen challenge, and 5, 10, 15, and 20 minutes after challenge.

Tear samples (2 μ L) were collected from both eyes with a capillary tube 1 hour before CAC and within 30 minutes after CAC to determine inflammatory cell number. Tears were placed on pre-colored slides (Test-simplets, Roche, Germany) and the numbers of neutrophils, eosinophils, and lymphocytes were immediately counted in five consecutive microscopic fields at 250x magnification power.

The primary efficacy variables were itching and red-

ness. Secondary efficacy variables were the sum scores of signs and symptoms, and tear cytology. The mean change from baseline itching and redness between visit 3 (eyes pretreated with drug and then challenged) and visit 2 (the baseline challenge reaction) provided a measure of clinical efficacy of a drug treatment. Differences in clinical scores between the two active treatments were also determined. The nonparametric Wilcoxon signed-rank test was performed on itching, redness, and total sign and symptom scores at each time point, with significance set at $p < 0.05$. Data are presented as mean and standard deviation (\pm SD). In addition, clinical significance was defined as at least a one-unit difference in the mean score of itching and redness from visit 3 to visit 2.

RESULTS

All the enrolled subjects completed the study and were evaluable for efficacy. No adverse events were reported in this study. There were no significant changes between visual acuity or baseline slit-lamp parameters between visits. The conjunctival signs and symptoms induced by challenge were not statistically different between contralateral eyes of the same subject, and were reproducible from visit 1 to visit 2.

For the efficacy variable itching (Fig. 1), DSCG-chlorpheniramine was statistically significantly superior to ketotifen at all time points (5, 10, 15, and 20 minutes) ($p < 0.01$), whereas for redness, DSCG-chlorpheniramine was statistically significantly superior to ketotifen at 5 minutes after challenge ($p < 0.01$) (Fig. 2). DSCG-chlorpheniramine eyes demonstrated statistically significantly lower mean itching ($p < 0.01$) and redness scores ($p < 0.05$) at all time points compared to non-treated eyes (visit 2, the baseline challenge reaction) (Figs. 1 and 2). Ketotifen showed statistically significantly lower mean scores at 5 and 10 minutes for itching ($p < 0.01$), and at 10 and 15 minutes for redness ($p < 0.05$) (Figs. 1 and 2).

Both DSCG-chlorpheniramine and ketotifen showed a clinically significant reduction in itching after challenge at 5 and 10 minutes (Tab. I), whereas only DSCG-chlorpheniramine showed a clinically significant reduction in conjunctival redness at 10 and 15 minutes (Tab. II).

The mean sum score of signs (Fig. 3) was significantly lower in DSCG-chlorpheniramine-treated eyes

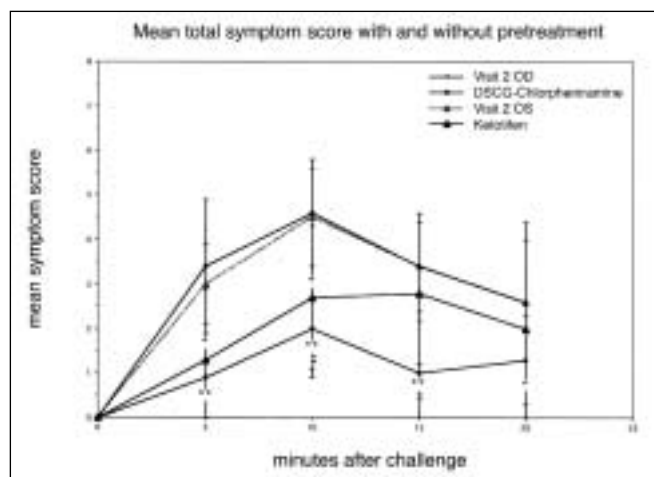


Fig. 1 - Mean score of the primary variable, itching, after bilateral conjunctival allergen challenge at visit 2, and after pretreatment at visit 3 with either cromolyn sodium (DSCG)-chlorpheniramine in one eye or ketotifen in the contralateral eye. At visit 3, DSCG-chlorpheniramine was statistically superior to ketotifen at all time points ($\dagger p < 0.01$). Both drugs significantly reduced itching compared to the respective reaction obtained at visit 2 ($** p < 0.01$).




Fig. 2 - Mean score of the primary variable, redness, after conjunctival allergen challenge. At visit 3, cromolyn sodium (DSCG)-chlorpheniramine was statistically superior to ketotifen at 5 minutes ($\dagger p < 0.01$). Both drugs significantly reduced redness compared to the respective reaction obtained at visit 2 ($* p < 0.05$).

than ketotifen-treated eyes at all time points ($p < 0.01$), whereas the mean sum score of symptoms (Fig. 4) was significantly lower in DSCG-chlorpheniramine versus ketotifen eyes at 10 and 15 minutes ($p < 0.05$). DSCG-chlorpheniramine demonstrated significantly lower mean scores at all time points compared to visit 2, where

TABLE I - MEAN ± STANDARD DEVIATION (SD) OF ITCHING SCORES AT VISIT 2 (no pretreatment) AND VISIT 3 (pretreatment with drugs) AND MEAN DIFFERENCE (D) BETWEEN VISIT 2 AND VISIT 3

Minutes after challenge	DSCG + chlorpheniramine			Δ	Ketotifen		
	Visit 2±SD	Visit 3±SD	Δ		Visit 2±SD	Visit 3±SD	Δ
5	1.5±0.7	0.2±0.4	1.3±0.8*	1.5±0.7	0.3±0.4	1.2±0.6*	
10	2±0	0.6±0.5	1.4±0.5*	2±0	0.8±0.6	1.2±0.6*	
15	1.3±0.3	0.6±0.6	0.7±0.4	1.4±0.5	0.9±0.9	0.5±0.6	
20	0.8±0.6	0.1±0.3	0.7±0.4	0.8±0.6	0.4±0.6	0.4±0.5	

*Clinically significant (>1-unit difference in itching)

TABLE II - MEAN ± STANDARD DEVIATION (SD) OF REDNESS SCORES AT VISIT 2 (no pretreatment) AND VISIT 3 (pretreatment with drugs) AND MEAN DIFFERENCE (D) BETWEEN VISIT 2 AND VISIT 3

Minutes after challenge	DSCG + chlorpheniramine			Δ	Ketotifen		
	Visit 2±SD	Visit 3±SD	Δ		Visit 2±SD	Visit 3±SD	Δ
5	1±0	0.2±0.4	0.8±0.4	1±0	0.5±0.7	0.5±0.5	
10	2.1±0.3	1±0.4	1.1±0.5*	2.1±0.3	1.5±0.6	0.6±0.5	
15	2.2±0.4	1±0.6	1.2±0.6*	2.2±0.4	1.6±0.6	0.6±0.5	
20	1.8±0.7	1±0.8	0.8±0.6	1.8±0.7	1.6±0.9	0.2±0.5	

*Clinically significant (>1-unit difference in redness)




Fig. 3 - Mean sum score of signs (redness, chemosis, eyelid swelling) after challenge in eyes pretreated with either cromolyn sodium (DSCG)-chlorpheniramine or ketotifen compared with the respective reaction at visit 2 ($p<0.01$, * $p<0.05$). At visit 3, DSCG-chlorpheniramine was statistically superior to ketotifen at all time points ($t_p<0.01$).**

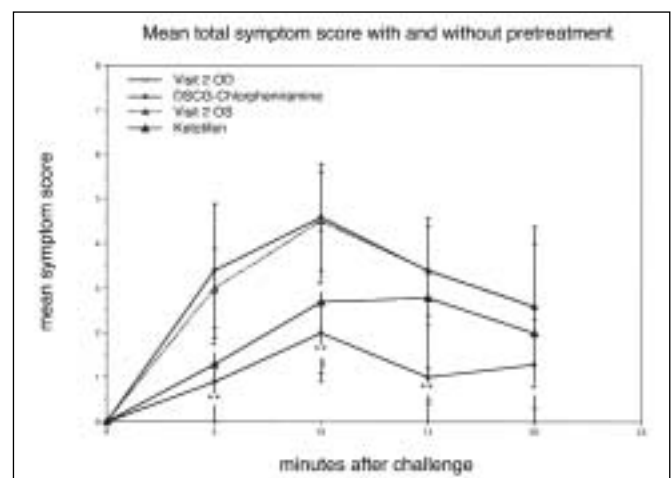


Fig. 4 - Mean sum score of symptoms (itching, burning, foreign body sensation, tearing) after challenge in eyes pretreated with either cromolyn sodium (DSCG)-chlorpheniramine or ketotifen compared with the respective control reaction without pretreatment at visit 2 ($p<0.005$, * $p<0.05$). At visit 3, DSCG-chlorpheniramine was statistically superior to ketotifen at 10 and 15 minutes ($t_p<0.05$).**

Explore Litigation Insights

Docket Alarm provides insights to develop a more informed litigation strategy and the peace of mind of knowing you're on top of things.

Real-Time Litigation Alerts



Keep your litigation team up-to-date with **real-time alerts** and advanced team management tools built for the enterprise, all while greatly reducing PACER spend.

Our comprehensive service means we can handle Federal, State, and Administrative courts across the country.

Advanced Docket Research



With over 230 million records, Docket Alarm's cloud-native docket research platform finds what other services can't. Coverage includes Federal, State, plus PTAB, TTAB, ITC and NLRB decisions, all in one place.

Identify arguments that have been successful in the past with full text, pinpoint searching. Link to case law cited within any court document via Fastcase.

Analytics At Your Fingertips



Learn what happened the last time a particular judge, opposing counsel or company faced cases similar to yours.

Advanced out-of-the-box PTAB and TTAB analytics are always at your fingertips.

API

Docket Alarm offers a powerful API (application programming interface) to developers that want to integrate case filings into their apps.

LAW FIRMS

Build custom dashboards for your attorneys and clients with live data direct from the court.

Automate many repetitive legal tasks like conflict checks, document management, and marketing.

FINANCIAL INSTITUTIONS

Litigation and bankruptcy checks for companies and debtors.

E-DISCOVERY AND LEGAL VENDORS

Sync your system to PACER to automate legal marketing.