

the disc

the disc

SOUND

Agent Audio



MORE GAMES

- Battle for the Planets FAT Jared
- Mortal Pongbat 1.4.1 SimStapler
- Solitaire Till Dawn 3.2
- Super Mac Freecell 1.1.1
- The Teleporting Inchworm 1.2 TROJAN

Agent Audio is a gorgeous little application that lets you fully customize your Mac's sounds. Now your morning mail can literally come with the cock's crow. —JG
 MacAddict14:Software:Graphic & Sound:Agent Audio 1.0.1

GAME

Escape Velocity



The universe of Escape Velocity is deep in civil war. As you float around silent space with your ship full of cargo, you encounter all sorts of adventures as you fuel up, drop off passengers, hire escorts, gamble at bars, and shoot bad guys. —JG

MacAddict14:Software:Fun & Games:Escape Velocity

DON'T LET THAT BABOON EAT ME!



CD-ROM DEMO Wild Africa 2



Beautiful shots of large animals and small villages against the savanna skyline. This trip to a faraway continent is a perfect way to travel for the armchair tourist. There's even a little icon that looks like a camera. —JG

MacAddict14:Software:Commercial Demos:Wild Africa™ 2 (Demo)

The #1 Selling PC Game of 1997*
Erupts on the Mac

DIABLO™

POWER MACINTOSH®

Game of the Year

– Computer Games Strategy Plus

Game of the Year


– Computer Game Entertainment

Role-Playing Game of the Year

– Computer Games Strategy Plus

Game of the Year

– GameSpot



www.blizzard.com

1-800-953-SNOW

*Jan 1997 - May 1997 PC Data; Power Macintosh™ is a registered trademark of Apple Computer, Inc. Diablo is a trademark and Blizzard is a registered trademark of Davidson & Associates, Inc. All rights reserved. © 1997 Blizzard Entertainment.

the web site

SEPTEMBER

By Mark Simmons & Jennifer Gwirtz

the disc

MONDAY

1 We celebrate Labor Day in the traditional fashion—by **not working**. Here's hoping your Mac doesn't do the same.

TUESDAY

2 The Great Fire of London began on this day in 1666. Now, we burn down the house with a **hot-hot-hot** Site of the Week.



WEDNESDAY

3 With your online editor out of the office, we'll line up a **special guest star** to run this week's Q&A Wednesday.

THURSDAY

4 Puckish, **parsimonious, pompous,** punchy, but above all, picky. We select our Shareware Pick of the Week.


FRIDAY

5 The veil of time is drawn aside, as we **gaze into the future** and behold a sneak preview of our November issue.

8 *Ars gratia artis*, that's our motto. We honor art for art's sake as we uncloak new fine-art submissions to our Reader Art Gallery.

9 Didn't bring enough for the whole class? Tune into The Practical Mac, as our own David Reynolds shows you how to **share one modem** among multiple Macs.

10 We're here to help, or at least to **fake it**. See if we can ease your pain and anxiety with our Q&A Wednesday.



11 We tried it, we bought it: For this week's Shareware Picks of the Week, we reveal the ones we **liked enough to pay for** out of our own pockets.

12 Like deep-sea fish, we **might explode** if the pressure were reduced. We'll tighten the screws on our staff members by squeezing a new Web Exclusive out of 'em.


15 As Japan celebrates **Respect for the Aged Day**, we'll pay our respects to an old-timer Site of the Week.

16 It's **David Reynolds' birthday**; stop by his Practical Mac site to join in the festivities!



17 Check out the **big brain** on our readers! Once again, we'll kick back and let *you* tackle some tough questions on Q&A Wednesday.

18 We commemorate the 27th anniversary of **Jimi Hendrix's** death with a musical Shareware Pick of the Week.



19 In honor of Mickey Mouse's **1928 debut** in *Steamboat Willie*, we post a reel or two of animation in our Reader Art Gallery.

22 It's our Autumnal Equinox Special Edition Site of the Week! **Get ready for your long day's journey** into long nights.

23 As the magazine-bearing trucks roll along the freeways, we post **complete info** on our November issue. You're welcome.

24 **Contemplating the eternal mysteries** is for suckers. Get actual answers to your nagging questions in our regular Q&A Wednesday.

25 We sorrowfully say *sayonara* to September with a **scintillating** Shareware Pick of the Week.

26 Hey you! Look alive! Shine those shoes! Polish up that drab ol' desktop with new patterns, icons, and doodads from our **Reader Art Gallery!**

29 Four more days until T.G.I.F. But our Site of the Week will get you off to a good start.

30 Five hundred and forty-five years to the day after Johann Gutenberg published the **first book**, we publish our latest Web Exclusive. It's not the Bible, but we do our best.

Those who cannot learn from our Web Calendar are condemned to repeat it.

Thanks to Scope Systems' Today in History page (<http://www.scopesys.com/today>) for obscure references!



“WOMAN WITH A FLOWER” by PAUL GAUGUIN 1891



“BALL AT THE MOULIN DE LA GALETTE” by PIERRE AUGUSTE RENOIR 1876



“LINKS LS MACINTOSH” by ACCESS SOFTWARE INC. 1997

NEW LINKS LS FOR THE MACINTOSH—TRULY A WORK OF ART

Seconds after Links LS Macintosh lights up your screen you may feel compelled to frame it. With up to 16.7 million colors, nothing compares to the detail in every leaf, blade of grass, and skyscape on the newest addition of the world's most award-winning line of golf simulators.

Links LS Macintosh proudly features the Grand Master of Golf, Arnold Palmer. You'll marvel as the legendary Arnie tees off as a movie-quality 30 frame per second animation. Packed with 54 of the most beautiful holes in golf, Links LS Macintosh features the Kapalua Plantation and Kapalua Village courses in Maui, along with Arnie's home course at Latrobe Country Club, near Pittsburg.

Other features include modem/network play, fog and microtextured grass, more realistic ball-flight dynamics, 3D virtual reality tours and exclusive multimedia footage. For more information call 1.800.800.4880 or visit us at www.AccessSoftware.com. Frame not included. Requires PowerPC



LinksLS

Macintosh



ACCESS
SOFTWARE INCORPORATED

4750 Wiley Post Way, Bldg. 1 Ste. 200
Salt Lake City, Utah 84116
801.359.2900 Fax 801.359.1273



get info

Cache cows, Technotes, faux shareware, Expo madness, MacAddict Index, and more!

What's the Cache?

Clone vendors cache in their chips to differentiate compatibles


Put on your helmets, kiddos, because we Mac addicts are in for a wild and speedy ride. Apple and the Mac-compatible vendors introduced their fall lineups at Macworld in early August, and they obviously felt the need for speed: Not only have processor speeds doubled from just a year ago, reaching a whopping 350MHz, but those wily engineers have devised more ways to squeeze processing bang out of every hertz.

Fast: Lookaside

Most Power Macs use *lookaside* Level 2 cache. The processor stores frequently used operations in L2 cache because it's faster than main memory. In general, more cache makes an equivalently clocked Mac faster than one with little or no

cache. The cache card and your main RAM are controlled by the same chip, and that chip is

cache in their new machines. An inline cache controller acts as a traffic cop. It sits on the processor card between the CPU and the system bus (see diagram below). As data flows, if it's for anything but cache, it goes over the system bus at the regular speed. But if the data is heading for the cache card, the new controller can send it at twice the system bus speed because it doesn't have to go over the system bus.

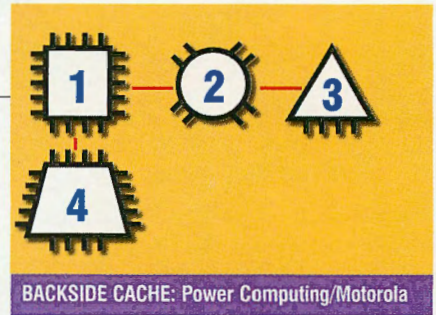


INLINE CACHE CONTROLLER: Apple/UMAX

For the moment, Apple is reserving inline cache for its new Mach 5-based 9600s and 8600s, which use processors running from 250 to 350MHz. The Mach 5 is a 604e chip (second-generation) that uses a G3 (third-generation) manufacturing process to make the processor smaller, cooler, and faster than previous 604e chips. The 8600 and 9600 series will have a system bus of 50MHz, enabling the L2 cache to transfer info at 100MHz. UMAX is using the technology in its lower-end 603e-based C600 line. This CacheDoubler is shipping in the C600x models and enables an 80MHz L2 cache. Inline cache boosts performance about 20 to 25 percent above a Mac using lookaside cache.

Fastest: Backside

Third-generation PowerPC chips—which go by the code-name Arthur and marketing buzzword




BACKSIDE CACHE: Power Computing/Motorola

G3—are called the PowerPC 750, now that they are being used in shipping products. In addition to the G3 manufacturing process mentioned above (making them smaller, cooler, and faster), these new chips have an extra controller built in to handle cache. This controller enables L2 cache to run at the same speed as the processor because it sits on the “back” side of the processor and doesn't even have to think about the system bus speed (see diagram above). The first Arthur-based machines will have processor speeds of 250 and 275MHz, enabling L2 cache to also run at 250 and 275MHz. Both Power Computing and Motorola will release Mac compatibles with backside cache—Power Computing at the end of August and Motorola sometime in September. Motorola also expects to ship a 300MHz PowerPC 750-based machine in October, and Apple plans to ship a 750-based machine this year, too. Cache that's as fast as the CPU will be very expensive, as will the brand-new PowerPC 750 chips. Machines using this architecture may well end up performing better than the faster-clocked Mach 5 machines, but they'll cost an arm, a leg, and a torso. —KT

KEY:

- 1 CPU
- 2 Memory Controller
- 3 RAM
- 4 Cache
- 5 Inline Cache Controller



LOOKASIDE CACHE: used in most Power Macs

connected to the CPU via the system bus. The cache speed is limited to the speed of that system bus—40 to 66MHz. With processor speeds topping out at 350 MHz—seven times as fast as the system bus—the full power of the PowerPC chip can't be used.

Faster: Inline

To get around this bus speed limitation, both Apple and UMAX Computer are using *inline*

New (and Upgraded) Look for Fall

Model	Processor/ Hard Disk/RAM	Price Range*
Power Mac 6500/225 home	603e/3GB/32MB	C
Power Mac 6500/250 home	603e/4GB/32MB	C
Power Mac 6500/250 business	603e/4GB/48MB	C
Power Mac 6500/275 home/creative	603e/4GB/32MB	C
Power Mac 6500/300 home	603e/4GB/64MB	C
Power Mac 8600/250	604e/4GB/32MB	D
Power Mac 8600/300	604e/4GB/32MB	D
Power Mac 9600/300	604e/4GB/64MB	E
Power Mac 9600/350	604e/4GB/64MB	E

APPLE

* A=\$0 to \$999; B=\$1,000 to \$1,999; C=\$2,000 to \$2,999; D=\$3,000 to \$3,999; E=\$4,000+. ** Core means stripped. † Expect Motorola licensees such as Power Computing and Motorola to use this technology.

Cable Mayhem

The ABCs of "ratnest relocation"

Mystified by the morass behind your Mac? In hooking up a modest multimedia Mac, you might be working with well over 20 cables. Take the *MacAddict* Cable

Guide with you to unravel the mess. Word to the wise: A loose screw can impede data flow. Make sure all your connections are as tight as possible. —*John Willis*

ADB

AVERAGE LENGTH: 5 feet **TASK:** Data and power transfer for input devices **STREET PRICE:** \$8 **HABITAT:** Keyboards, mice **DETAILS:** Four-pin male-to-male ADB (Apple Desktop Bus) cables connect keyboards, mice, joysticks, trackballs, and trackpads to your Mac.

SCSI Cable and Terminator

AVERAGE LENGTH: 2 feet **TASK:** High-volume data transfer **STREET PRICE:** Cable \$15, terminator \$5 to \$15 **HABITAT:** Large peripherals **DETAILS:** SCSI (Small Computer Systems Interface) cables are the big boys behind the box. These 1/4- to 1/2-inch thick cables do all the major data shuffling, connecting

your Mac to all the big expensive peripherals you have, such as scanner, removable media drive, or external hard drive. SCSI cables use either DB25 male or Centronics 50 male connectors. Use two-foot cables so stray magnetic fields won't muck with the signals and you don't lose signal strength.

Serial

AVERAGE LENGTH: 5 to 6 feet **TASK:** Low-volume data transfer **STREET PRICE:** \$8 **HABITAT:** Low-speed peripherals **DETAILS:** These eight-pin Din-style cables always have male connectors, so if you break a pin it's on the cheap cable, not on the beloved Mac (true for all ports on the Mac, except the power plug).

Monitor

AVERAGE LENGTH: 5 feet **TASK:** Digital video transfer **STREET PRICE:** \$15 to \$20 **HABITAT:** Monitor **DETAILS:** Monitor cables are very similar to SCSI cables. They use a DB15 (15-pin) connection similar to SCSI's DB25 connection. You'll need an HDB15 plug converter if you want to use an SVGA monitor made for the PC world.

Gender Wars


Female? Male? Cables have genders? You betcha. Basically, a socket or an outlet is female, and a plug is male. They are shortened to just F and M for use in catalogs and price guides, just as on surveys.

Universal Power Cord

AVERAGE LENGTH: 4 feet **TASK:** Transferring power to an internal power supply **STREET PRICE:** \$8 **HABITAT:** Wall sockets **DETAILS:** The power cable comes in two flavors: wall socket-to-computer and monitor-to-computer.

Sound Cables

AVERAGE LENGTH: 6 to 8 feet **TASK:** Carrying analog sound signals **STREET PRICE (PLAIN TALK MICROPHONE):** \$20 **HABITAT:** Microphones and speakers **DETAILS:** Macs use three types of cables for getting sound in and out: stereo miniplugs, RCA audio composite plugs, and the modified miniplug on a the sound-in port. Take your PlainTalk mic with you when purchasing other sound-in cables; the plug is slightly longer than normal, so make sure the new cable is the same length.



CLIP 'N' SAVE

UMAX

SuperMac C500LT/200	603e/2GB/16MB	A
SuperMac C600x/240	603e/3GB/32MB	B
SuperMac C600x/280	603e/4GB/32MB	C
SuperMac S910/250	604e/4GB (wide)/64MB	E

POWER COMPUTING

PowerCenter Pro 180 core**	604e/2GB/16MB	B
PowerCenter Pro 210	604e/2GB/32MB	C
PowerCenter Pro 240	604e/2GB/32MB	C
PowerTower Pro 250	604e/2GB (narrow)/64MB	D
PowerTower Pro G3 250 core**	750/2GB (narrow)/32MB	D
PowerTower Pro G3 250	750/2GB (wide) or 4GB (narrow)/64MB	E
PowerTower Pro G3 275	750/2GB (wide) or 4GB (narrow)/64MB	E

MOTOROLA

StarMax 5000/225	603e/2.5GB/32MB	B
StarMax 5000/250	603e/2.5GB/32MB	C
StarMax 5000/275	603e/4.3GB/32MB	C
StarMax 5000/300	603e/4.3GB/32MB	C
StarMax 5500/200	604e/4.3GB/64MB	C
StarMax Pro 6000/233	750/TBA/TBA	D
StarMax Pro 6000/266	750/TBA/TBA	D
StarMax Pro 6000/300	750/TBA/TBA	D-E

Win Lightning Draw/WEB!



We searched Info-Mac for window-munging utilities. Somebody pranked us and put a fake program in the search results. Please tell us which one doesn't belong before we blow up our Macs! Enter on our

Web site, or send your entry via snail mail to Busted Windows, c/o MacAddict, 150 North Hill Drive, Suite 40, Brisbane, CA 94005. Write and circle the number you think is right on your envelope. One winner will be randomly chosen from the correct entries to win a copy of Lari Software's LightningDraw/WEB, which makes superspiffy, supersmall graphics for the Web. —KT

- 3D Windows
- Church Windows
- DragAnyWindow
- Gaspod the Wonder Windows Menu
- MegaWindow
- OmegaWindow
- MaxWindowZoom
- TechnoWindows
- Window Monkey
- WindowMenu

get info

get info

get info

Technote Tidbits

With the release of Mac OS 8 comes, of course, a new Technote covering Mac OS 8. The folks who want to delve deep into the technical trivia of the Mac OS are few, but those who go spelunking are likely to discover fascinating goodies. The Practical Mac offers the following choice finds:

1 When selecting About This Computer... in Mac OS 8's Finder, each application's memory use now reflects the sum of its memory partition size and the total size

of any temporary System memory allocation. Useful to find out which application keeps hogging all that System memory.

2 Mac OS 8 no longer saves Get Info comments for floppy disks.

3 Mac OS 8 now knows the difference between a 603e and a 603ev.

4 CFM-68K and a bunch of CFM-68K shared libraries are now in the data fork of the System file. ObjectSupportLib also has moved to the data fork of the System file.

5 Virtual Memory is greatly improved. It's faster, partially because it lost the dead weight of 24-bit code and the source code was optimized; and it's more stable

because of some bug fixes.

6 Open Transport 1.2 (included in Mac OS 8) now is safe from the Ping of Death, which was a way of attacking servers by sending them oversized packets.

7 Finder extensions are no longer supported, and the abilities provided by the following extensions are found in the new Finder: Network Extension, Clipping Extension, Catalogs Extension, Mailbox Extension, Mail Folders Extension, Finder Scripting Extension, PC Card Extension, and the Desktop Printer Extension.

For more Mac OS 8 information, visit The Practical Mac at <http://www.practicalmac.com>. —DR

Think Differently


To kick off Macworld Expo in Boston in early August, the godfather of soul, James Brown, sang in the arrival of Mac OS 8, which sold 1.2 million copies in just the first two weeks. A day later, the godfather of the personal computer, Steve Jobs, rang in a new Apple, starting at the top. All of Apple's board—with the exception of Ed Woolard, chairman and former CEO of E. I. du Pont de Nemours, and Gareth Chang, president of Hughes International—resigned. Replacing them are Larry Ellison, chairman and CEO of Oracle; Jerry York, former CFO of IBM and Chrysler;

Bill Campbell, president and CEO of Intuit; and, to cheers, Steve Jobs, chairman and CEO of Pixar Animation Studios.

Chairman of the board will be announced along with CEO at a later date.

In a clear, focused presentation, Jobs kept the crowd spellbound discussing Apple's future. The surprise of the day was a new partnership with Microsoft, which will invest \$150 million in nonvoting shares of Apple stock. As Jobs put it, "Anything Apple and Microsoft do together is a standard." Jobs also positioned Apple as the computer of choice for those who "think differently." Apple, the tool for geniuses—not a bad slogan. —KT

APPLE + MICROSOFT = 100% OF DESKTOP COMPUTERS



CATCH THE BUS!

Go out and show your support for your favorite operating system, 'cuz Apple's taking Mac OS 8 on tour. Two road shows will cross the country for almost three months! See when one will be in your general vicinity, then check out the Apple tour site for details at <http://www.apple.com/roadshow>. Coming soon to a mall near you.



August 8-10
Boston, MA; Columbia, SC
August 15-17
Nashville, TN; Ft. Lauderdale, FL
August 22-24
Chicago, IL; Orlando, FL
August 29-31
Minneapolis, MN; Dallas, TX
September 5-7
Detroit, MI; Houston, TX
September 12-14
Cleveland, OH; Kansas City, MO
September 19-21
Milwaukee, WI;
September 26-29
Colorado Springs, CO
Hartford, CT; San Jose, CA
October 3-5
Indianapolis, IN; Phoenix, AZ
October 10-12
Cincinnati, OH; Los Angeles, CA
October 17-19
Denver, CO; Orange County, CA
October 24-26
Pittsburgh, PA; San Diego, CA
October 31-November 2
St. Louis, MO;
San Bernardino, CA
November 7-9
Baltimore, MD; Seattle, WA
November 14-16
Newark, NJ; Portland, OR

The MacAddict Index

Sequential rank of Dr. Gilbert F. Amelio's wife, among the people whom he notified of his decision to resign as CEO and chairman of Apple Computer: 1

Approximate percentage of Power Computing computers distributed through direct-sales channels: 65

Anticipated price in dollars of one share of Power Computing stock, at the time of the company's initial public offering: 9

Number of shares of Power Computing stock outstanding, as of March 31, 1997: 17,719,113

Value in dollars of all Power Computing stock, based on anticipated price at time of IPO: 159,472,017

Price in dollars of one share of Apple Computer stock as of July 10, 1997: 12.75

Number of years since Apple Computer's stock price has been this low: 11

Number of shares of Apple Computer stock outstanding, as of May 2, 1997: 126,354,086

Value in dollars of all Apple Computer stock, based on July 10, 1997 price: 1,611,014,596.50

Approximate net worth of William H. Gates III, in dollars: 36,400,000,000

Approximate number of times over that Bill Gates could have bought Apple Computer on July 10, 1997 (ignoring, of course, all kinds of political and economic factors): 22.6

Average selling price of a new Mac during Apple's 1997 third fiscal quarter, in dollars: 2,400

Approximate number of new Macs Bill Gates could purchase: 15,000,000

Approximate number of signatures gathered by FuturSmith's Truth Petition in protest against Mac OS 8's "butt ugly" new System font, Charcoal: 2,500

FOCUS ON: COMPETITIVE PRICING ACTIONS!

Estimated street price of Insignia Solutions' SoftWindows 95 prior to June 30, 1997: \$379

Estimated street price of Connectix Virtual PC (released on June 17, 1997): \$150

Estimated street price of SoftWindows 95 after June 30, 1997: \$199

Sources may be found on the MacAddict Web site.
—MS

PC Applications Driving You Bananas?



Put Orange[®]PC in Your Apple

Sometimes, to keep from going bananas, you must run a PC application on your Mac. The OrangePC[®] is an expansion card which allows you to run both Mac and PC programs simultaneously. It magically transforms your Apple into a dual computer platform which can support Windows[®]NT, NeXT[®] OPENSTEP[®], Windows[®]95, Windows[®] 3.1 or DOS. It makes thousands of PC applications compatible with your Macintosh system.

If you have a PCI based Performa (7" expansion slot), a full-sized PCI Power Macintosh compatible (12" slot) or a NuBus based Quadra, there's an OrangePC solution that's right for you. Whether you are budget sensitive, or performance hungry, you may select

a processor from the low-cost Intel[®]486 up to our exclusive Intel MMX Pentium[®] 200MHz.

And, the OrangePC is affordable, with prices starting at \$499.



The technical stuff: OrangePC models come in 7" or 12" PCI, and NuBus card types; up to 5x86 133MHz or up to MMX Pentium 200MHz; RAM from 8 to 256MB on board; up to 256K pipeline burst L2 cache; parallel port (for those delightful PC dongles); 2 high speed serial ports; 16 bit Sound Blaster[®] compatible In/Out; game port; one or two MB of video DRAM.

Call us today, and put an OrangePC in your Apple.



"17 Years of Innovation and Excellence"
1400 N. Lakeview Ave., Anaheim, CA 92807
(714) 779-2772 www.orangemicro.com



Cravings

Bring it on! Your monthly half-dozen dose of deliriously delightful delicacies!

Cravings

Studio 64 XTC

Opcode Systems

It may have worked for Dave Brubeck,

but it doesn't work for you. "Take Five" indeed. Some-

body needs to show that Brubeck fellow what *real* timing is. With a sigh of resignation at your role as the savior of world music—and the Opcode Studio 64 XTC digital synchronization unit—you

WHEN TIMING IS EVERYTHING.

shoulder yet another burden. Tragic, yet it makes good material for new compositions. At only \$495, the Studio 64 XTC provides synchronization for

analog and digital multitrack machines and Mac-based hard disk recording systems. It has Worldclock and Superclock output ports (which let it control digital audiotape recorders) and performs SMPTE synch and translation. It also uses video and Blackburst signals as references. But there's more: The XTC can be used as a MIDI interface and can route MIDI Time Code signals. Contact Opcode Systems at 415-856-3333, or surf to <http://www.opcode.com> to find out what that whole meter thing was really about.



CodeWarrior, Discover Programming Edition

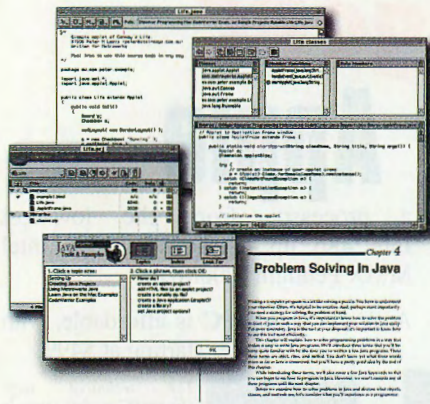
Metrowerks

When you were six, you made a promise to yourself. After the day your parents told you they were going to get ice cream—they'd be right back—and then left you at the bus stop with \$50, a pack of cigarettes, and a half-empty bottle of Jim Beam, you decided that you would never trust anyone again. And you would never be left behind. You're no dummy. You know that if you want to go anywhere in this digital age, you'd better have some tech skills, and what better—

LEARN THE DIFFERENCE BETWEEN getNextEvent() and WaitNextEvent().

or more powerful—

skill than being able to write your own software? Metrowerks may not have had you in mind when it created CodeWarrior, Discover Programming Edition, but this package will suit your needs. For only \$79 and a call to 800-377-5416 (or a visit to <http://www.metrowerks.com>), you get tools to write Java, C, C++, and Pascal programs (a project manager, a code editor, a code browser, all the compilers and linkers you'll need, a debugger, and other tools). You also get a series of electronic books that will start you on the road to programming. Although you won't have a license for commercial distribution, you won't need it to learn to program the Mac. And that's what it's all about, right? Not revenge, right? Right?



The Totally Techie World of Young Dilbert


KnowWonder

As a parent, you want only the best for your child—the best schools, the best friends, and the best food. Most of all, you want your child to have the best training for the workaday world, and where better to get realistic training for tomorrow's computer-centered corporate world than from Young Dilbert. By hanging out with Young Dilbert, Dogbert, Ratbert, Bob, and

HEAL YOUR INNER DILBERT.

Noriko, your child (or, let's face it—you) can chase aliens, build an antipollution laser particle cannon, and get rid of a pesky computer virus. The Totally

Techie World of Young Dilbert has four adventure modules, giving you 20 different puzzles and games. To make sure your child has no illusions about the work world, bring Dilbert into your home as soon as possible by calling 888-566-9637. Prepare to spend \$34.95. Scott Adams will be proud (or at least a little more wealthy).



GearBox

Rockstar Studios

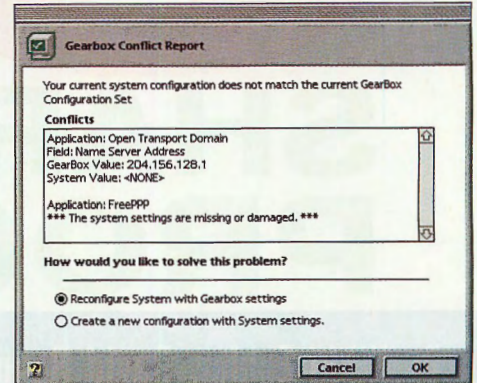
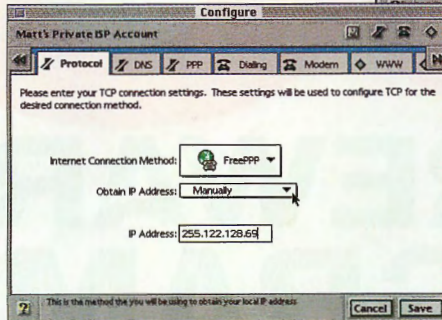
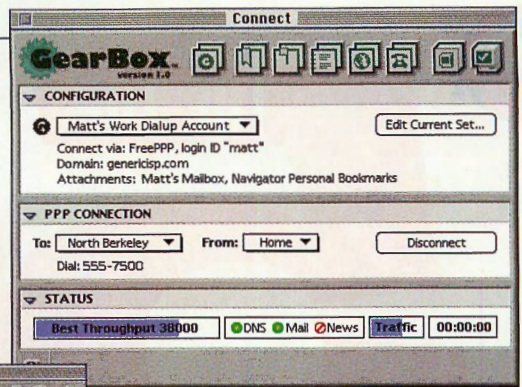
It has been said that perhaps you've been spending a little too much time surfing the Web and that you really should get some sun—

damned rickets, anyway. And you would, but you're *this close* to getting the perfect PPP connection. Besides, it takes so much time to switch between Internet settings and accounts, and that doesn't even take into consideration monitoring the speed of your connection. Rockstar Studios can help with

GearBox. This amazing collection of Internet connection tools keeps track of all your Internet settings,

watches for possible settings conflicts, and remembers your multiple locations and multiple accounts (including multiple bookmark files, mailboxes, and address books). You receive all this help for only \$29.95, and a visit to <http://www.rockstar.com> or an email to gearbox@rockstar.com. Try the demo version available from the company's Web site. Perhaps then you will follow doctor's orders, but don't forget the sunscreen.

TOOLS TO RULE THE INTERNET.



SiteCam

Rearden Technology

There's that other mouse they don't talk much about—Mortimer. The unofficial-avoid-a-lawsuit story goes that Mortimer lives in the faux mountain around which a roller coaster runs, waiting for the day when he can return to the surface world and reclaim the kingdom that was rightfully his. But until then, he must watch and wait. His observations of the

KEEPING AN EYE ON THE WORLD.

surface world would go much better if he had the \$129 to purchase SiteCam 1.0, and a phone to call Rearden Technology at 415-550-7573 or a Web connection to go to <http://www.rearden.com>. This powerful software turns a video camera and a Mac into a Web cam capable of doing everything from sending a new image every five minutes via FTP to handling streaming live video to creating time-lapse videos that can be played back as QuickTime movies. SiteCam works well with a WSAPI- or MOSAPI-compatible server with a dedicated IP address, but it can be set up to work with a dial-up PPP connection. SiteCam also is fully AppleScriptable.



Advantage Twins PCI


MicroNet

Inspired by another Spike Lee joint and taking note of the incredible creative brain at work behind the film, you've decided to embark on your own career in movie making—but with a twist so absolutely mind-bogglingly clever that no one has ever thought of it before. All of your work will be about pork and pork products.

Wow! The idea is so amazing that you giggle just thinking about it. But where to put all of that B-roll that you shot at the greased-pig

MASS STORAGE FOR THE MASSES.

contest last week? May we suggest the 6GB Advantage Twins hard drives. Smoother than the aforementioned sick swine, this pair of 3GB hard drives sits in a single enclosure and provides plenty of performance with the included SCSI PCI card. Check out the transfer rates of 9MB to 12MB per second. The drives come complete with MicroNet's drive software, DiskWorks. To ensure your future in digital video, gather your \$1,440, and contact MicroNet at 714-453-6000, or point your Web browser to <http://www.micronet.com>. —David Reynolds



Cravings



shareware

THE TOP 50 SHAREWARE PROGRAMS



By Nikki Echler, David Reynolds, and Daniel Drew Turner

Think of it as a digital garage sale talking to the other garage-sale goers, sale. You arrive at 8 a.m., you take your purchases to the person in even though the sale begins at 9, charge and prepare to pay perhaps one-fifth because you know all the good stuff fifth what you would pay for brand-new, shrink-wrapped commercial software. Ah, but this is no ordinary garage sale.

The proprietor tells you to take your finds home, try them out for a few days or weeks, and if you decide that you like them, you can keep them. If not, well, you're under no binding



CATEGORIES



COMMUNICATION



CONFIGURATION



FUN AND GAMES



INFORMATION



COMPRESSION AND TRANSLATION



DISK AND FILE



GRAPHICS AND SOUND



USER INTERFACE


obligation to pay—just throw the items away, and you're in the clear. Besides, some of those items are absolutely free, anyway, so you can just put them in your grocery bag and head on back home without spending a single one of your hard-earned dollars.

This little dream is the world of Macintosh shareware.

There are some amazingly great programs out there in that shareware yard sale; the hard part is finding them. Until now. We did that work for you, sifting through the mounds of software available for download until we came up with 50

insanely great software pro-

grams. We tried them out, and we have some tips and how-to's so that you get the most out of your shareware dollar.



shareware



FIND ALL 50 of the top shareware programs on The Disc. They're gems, every one.



Illustrations by Lloyd Dangle

50 SIMSTAPLER

"THE FIRST, TRUE OFFICE-EQUIPMENT SIMULATOR."

DEVELOPER: FreeVerse Software

TYPE: Freeware


PRICE: Free

CONTACT: <http://www.freeverse.com>



It's free, but if you enjoy SimStapler, the creators do ask that you steal office supplies from work and send them to their offices in New York. They enjoy anything colorful that they can hang on their walls and pens bearing company logos; Colin (the stunt finger) would like a photocopier, please. You and your children can virtually staple enormous quantities of imaginary paper for as many hours, minutes, or seconds that you care to waste, and it's all

Score: 10



SIMSTAPLER lets you staple all day without wasting paper. Do 10 staples for a surprise!

ABSOLUTELY FREE TO YOU WITH NO PAYMENTS AT ANY TIME! This is the perfect gift for anyone who has ever wanted a stapler but not the staples. Or the paper. Get one while supplies last.

REQUIREMENTS: A real desire to staple.

HOW TO USE: Double-click the application, and start stapling without the inconvenience of reloading, recycling, or removing bloody staples from clumsy fingers.

49 ZIPIT

DEVELOPER: Tom Brown

TYPE: Shareware

PRICE: \$15

CONTACT: <http://www.awa.com/softlock/zipit>



There are those of us who have to share files on a regular basis with other computer platforms that use the Zip compression method. Although the Stuffit Expander/DropStuff with Expander Enhancer will decompress Zipped files, these programs will not create Zip archives. That's where ZipIt comes in awfully

handy. ZipIt creates Zip archives that you can then send to folks using Zip compression on PCs or Unix systems. ZipIt also allows you to encrypt your Zip archives and to segment archives (great for getting large files onto multiple floppy disks). ZipIt even is AppleScriptable.

REQUIREMENTS: System 7 or later

HOW TO USE: Double-click the ZipIt application, and you're ready to go.

48 VREMYA



DEVELOPER: Kirill Levchenko

TYPE: Freeware

PRICE: Free

CONTACT: <http://www.lava.net/~kirill/software>

Vremya is a word meaning *time* in Russian. Vremya the software, not surprisingly, sets your Mac's System clock. It works by calling up a Network Time Protocol server (if the default server Vremya picks upon launch doesn't work, the documentation will point you to an URL of a list of servers), checking your clock against the server's, and setting your Mac's aright. It's that simple. Vremya was meant to work only under MacTCP, but we tested it with OpenTransport, even behind a firewall, and it seemed to cope just fine.

You also can keep Vremya running while your Mac is up and tell it to correct your clock against the server's at an interval of your choice. One caveat: Vremya won't correct for daylight-saving time, so make sure you've got that correctly set in your own System's Date and Time control panel. We didn't, and Vremya corrected our Mac's clock by 3,625 seconds.

REQUIREMENTS: System 7 or later, MacTCP or OpenTransport, Internet connection

HOW TO USE: Double-click the application icon, and set your Mac's clock.

47 JARED

DEVELOPER: FreeVerse Software

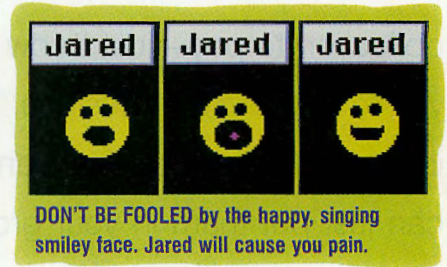
TYPE: Freeware

PRICE: Free

CONTACT: <http://www.freeverse.com>



"Never has the mating of cats sounded so melodic as after one has listened to 'El Carnicero de Canciones,' the 'Butcher of Songs,' as Jared was known in Guatemala. Yet, this is perhaps the worst part; one is somehow drawn to his song, playing it over and over again. So, listen to 'Shala-uugh', and suffer—for this is art." —excerpted from the liner notes of Jared,



DON'T BE FOOLED by the happy, singing smiley face. Jared will cause you pain.

a compelling rip-off of a Guatemalan folk song, performed by a previously unknown smiley face. You know how when you hear an accident happen outside your house/apartment/hut/dorm room/jail cell, you run right out (well, maybe not from the jail cell) and uncontrollably stare at the damage as time seems to stand still? Well, it's kind of like that. Jared is also available as an OpenDoc part.

REQUIREMENTS: A strong stomach for "alternative" music

HOW TO USE: Double-click the happy face; brace yourself.

46 PICT2ASCII



DEVELOPER: Pascal Lamboley

TYPE: Freeware

PRICE: Free (The developer says you can send him \$5,000 if you want, but you don't have to.)

CONTACT: <http://hyperarchive.lcs.mit.edu/cgi-bin/NewSearch?key=3Dpict2ascii>

Where would Western civilization be without the ASCII email picture of the Magna Carta that has been making the rounds lately? Now you can join the pack and create your own ASCII images. All you need is a PICT that you want to turn into an ASCII image—and Pict2Ascii, of course. Just drag your PICT image onto Pict2Ascii, and the software goes to work, interpreting image levels as ASCII characters. Oh, sure, you may say this doesn't have any practical value, but hey, it's a lot of fun.

REQUIREMENTS: 68020 or later (color capable), System 7.0 or later

HOW TO USE: Drag and drop images onto the Pict2Ascii icon to start the conversion. The window has several controls that let you change the ASCII font and alter other attributes.

45 GIFSCAN



DEVELOPER: Marc Boon

TYPE: Shareware

PRICE: Free (\$10 for commercial use)

CONTACT: <http://www.users.dircon.co.uk/~march/gifscan.html>

For those of you who insist on tuning your Web pages for quick and painless download (and bless you who do), GifScan makes your job easier. Just drag and drop a GIF file (or group of files) onto GifScan, and it automatically





Shareware

generates the necessary IMG tags that include proper Height and Width tags, and ALT tags. GifScan can collect those HTML tags in an output window or send them directly to the Clipboard for easy pasting. GifScan also provides amazingly detailed information about individual GIFs, down to the number of colors in the file, the background color index, and the definition of each color in hexadecimal.

REQUIREMENTS: System 7 or later

HOW TO USE: Drag GIFs onto the application, and GifScan automatically generates the appropriate tags.

44 SNITCH



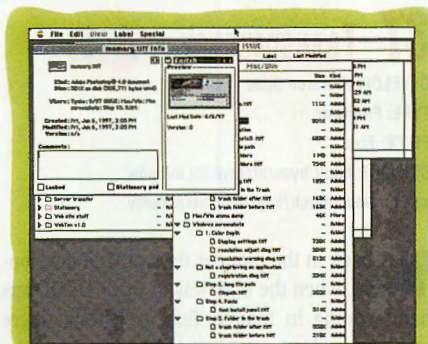
DEVELOPER: Mitch Jones

TYPE: Shareware

PRICE: \$20

CONTACT: <http://www.niftyneato.com/Snitch.html>

The venerable Get Info box has its uses, but they are usually limited to setting an application's memory partition. Snitch adds useful features to the Get Info boxes, such as allowing you to preview a file's contents (both picture and sound), view and alter the file's type and creator, reconnect broken aliases, edit a file's creation



SNITCH WILL TELL YOU more about your files than you ever wanted to know.

and modification dates, make invisible files visible, or view Stuffit Comments. Much of this is achieved through Snitch's plug-in architecture.

REQUIREMENTS: System 7 or later (Snitch 2.5 is compatible with OS 8)

HOW TO USE: Drop the Snitch control panel into your Control Panels folder, restart your Mac, and take advantage of the expanded Get Info boxes. Customize that expanded information via the Snitch control panel.

43 KALIMAC



DEVELOPER: Kali

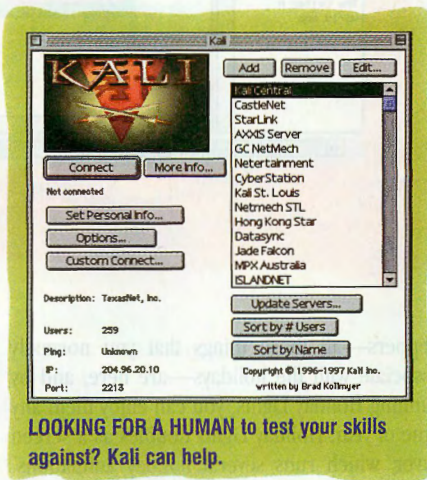
TYPE: Trialware (15-minute time limit)

PRICE: \$20

CONTACT: <http://www.kali.net>

Got a hankering for games but have never met a computer AI that could hold its own against

you? Allow us to introduce Kali for the Macintosh. This little control panel/application combo fools your Mac into thinking it's on a very large IPX network, which lets you play such games as Warcraft 2, Command & Conquer, Descent 2, MechWarrior 2, and Doom against real, live humans across the globe. For a one-time \$20 fee, you register with Kali and get unlimited access to its gaming network. There, you'll find hundreds (even thousands) of other gamers who are just *itching* for your blood. Think you have what it takes to grind them into



LOOKING FOR A HUMAN to test your skills against? Kali can help.

the fine dust that they are?

REQUIREMENTS: System 7 or later, MacTCP 2.0.6 or Open Transport

HOW TO USE: KaliMac is a control panel. After it's installed in the Control Panels folder, you'll need to restart your Mac. KaliMac also includes kchat, a chat program for talking to other Kali users.

42 VIRTUAL DRUMMER



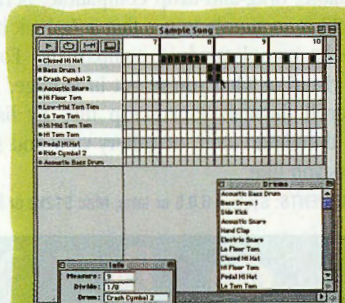
DEVELOPER: Jon Nichols

TYPE: Freeware

PRICE: Free

CONTACT: <http://www.igs.net/~jonnichols>

So you want to be a drummer, but you don't have the cash to buy a full set—and you'd rather not annoy that 300-pound biker chap who lives upstairs. What do you do? Grab a copy



RINGO STARR you're not, but with Virtual Drummer, you can pretend.

of Virtual Drummer, that's what, and save yourself some serious money—at least in the beginning of your drumming career. By taking advantage of QuickTime 2.5, Virtual Drummer lets you drag all kinds of percussion instruments onto the music sequencer window so you can set up your very own rhythm tracks. You can even import and export MIDI tracks. If you're feeling a bit nostalgic, you can include the hand claps instrument in your licks for a '70s-style throwback.

REQUIREMENTS: System 7 or later, QuickTime 2.5 or later

HOW TO USE: Install the application, drag and drop some drums onto the sequencer, add some frames, and start selecting points for your percussion.

41 JPEGVIEW



DEVELOPER: Aaron Giles

TYPE: Postcardware

PRICE: A simple postcard (and no, email doesn't count)

CONTACT: <http://hyperarchive.lcs.mit.edu/cgi-bin/NewSearch?key=3Djpegview>

JPEGView lets you view JPEG, GIF, PICT, TIFF, MacPaint, BMP, and Startup Screen-format images, and it does so in an 800K memory partition. Besides letting you view images and creating image previews, JPEGView serves as an electronic slide-show application, and it can display images over the full screen. For you automation mavens out there, JPEGView has full AppleScript support—handy for batch processing. What else can you say?

REQUIREMENTS: System 7 or later

HOW TO USE: Drag and drop images to JPEGView's icon to see them. The application's menus let you create

What's the Diff? Shareware, freeware, trialware, and public domain

• **Freeware**—Software that's free to use but isn't necessarily free to distribute. Freeware is not the same as public domain software.

• **Public domain**—This goes beyond free in that you can do anything you want with it.

• **Shareware**—Software that's distributed via the honor system. You try it, and if you like it and use it, you send in a registration fee.

• **Trialware**—Same as shareware except that the software stops working after a set time.



previews and make a slide show.

40 TRYGVE'S CMM PLUG-INS

DEVELOPER: Trygve Isaacson

TYPE: Shareware

PRICE: \$10

CONTACT: <http://www.bombaydigital.com>



Before Mac OS 8 was released, contextual menu plug-ins started popping up. Trygve's CMM Plug-Ins were the first such set released (as far as we know). You can make a file invisible; lock or unlock a file; lift or set file creator and type information; strip HTML tags from a text file; convert text to Mac, DOS, or Unix text; and "touch" a file—all with a Control-click and a drag. These simple little plug-ins showcase the power of OS 8's extensible plug-in menus.

REQUIREMENTS: Power Macintosh, Mac OS 8

HOW TO USE: Drop Trygve's CMM

Plug-Ins into the Contextual Menu Items folder, then Control-click on a file.

39 HOLIDAY LIGHTS

DEVELOPER: Tiger Technologies

TYPE: Shareware

PRICE: \$15

CONTACT: <http://www.tigertech.com>

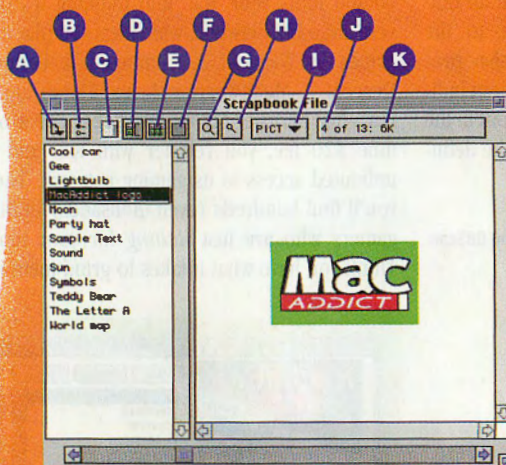


Ah, to be in the holiday spirit, just full of that Ayletide cheer. Holiday Lights lets you string up your Mac's monitor to be just as festive, or obnoxious, as your next-door neighbor's best lighting creation. Blinking lights, music, chili



IT'S SO FESTIVE, and you won't have to face lawsuits from neighbors over light pollution.

38 ScrapIt Pro



- A. Lists all your scrap files.
- B. Sets the preferences for each Scrap file.
- C. Displays name list view of scrap items.
- D. Shows thumbnail list view of scrap items.
- E. Displays scrap items in a gallery mode.
- F. Removes the list of scrap items from the display.
- G. Lets you search for text in any scrap file.
- H. Looks for the next mention of the last text search.
- I. Displays file type, such as PICT, TEXT, and SND.
- J. Shows the total number of items in the scrap file, and where in that list you are.
- K. Reveals the size of the scrap.

peppers—all those things that you normally associate with the holidays—are here, and by running Holiday Lights, you can enjoy them any time of year. Holiday Lights doubles as a screen saver, which runs several holiday animations. You can customize your strings of bulbs, and you can select which background music you want to play. Registering Holiday Lights lets you access more bulbs and more songs.

REQUIREMENTS: Color-capable Mac, System 7 or later

HOW TO USE: Double-click the application to start stringing bulbs. If you get tired of them, just quit the application.

HOW TO USE: Launch the application, and create a new ScrapIt Pro scrapbook file in which to start storing your data.

37 TRANSPARENCY



DEVELOPER: Aaron Giles

TYPE: Freeware

PRICE: Free

CONTACT: <http://hyperarchive.lcs.mit.edu/cgi-bin/NewSearch?key=3Dtransparency>

Way back in the pioneer days of Web development, when the only way to work HTML was hand coding in Simple Text or BBEdit, there came onto the scene a new breed of graphic. Seems you could set one color in your GIF image as transparent so that it would automatically take the color of the Web page's background. It's something we take for granted in this day of WYSIWYG Web editors, but back then, sonny, that was something to talk about. Problem was, there was no easy way to take advantage of this feature. Until Transparency rode into town, that is. Aaron Giles' Web utility Transparency makes it child's play. Simply drag and drop your GIF file onto the Transparency icon, or Open the file from within Transparency, and click and hold the cursor on whatever color you want to make transparent. Up pops a little palette of the GIF's color table. You can select a different color, None, or simply release the mouse. After you make your choice and let go, the utility redraws your file against a gray background (Web pages used to use gray, see) to show you what the image will look like. If you like what you see, go to Save as GIF89a... in the File menu, and you're done.

38 SCRAPIT PRO



DEVELOPER: John V. Holder

TYPE: Shareware

PRICE: \$20

CONTACT: <http://www.northcoast.com/~jvholder>

ScrapIt Pro, your one-stop storage shareware scrapbook, is a simple little utility that's capable of keeping your GIFs, JPEGs, sounds, text notes, QuickTime videos, and even your email in one convenient location. Editable, searchable, drag-and-drop compatible, ScrapIt Pro 5.33 is so simple to use that a Ziplock baggie looks complicated in comparison. For a quick visual of what you've got in storage, you can scroll through your scrap files by listed name, thumbnail icon, or gallery view and sort them as you like.

REQUIREMENTS: System 6.0.5 or later, Mac 512ke or later



REQUIREMENTS: Color-capable Mac, System 7 or later
HOW TO USE: Open the GIF to be made transparent, click and hold on the color to be transparent, and select a color from the GIF's color table.

36 DISK CHARMER

DEVELOPER: Fabrizio Oddone
TYPE: Shareware
PRICE: \$10
CONTACT: <http://www.kagi.com/authors/fab>



So floppy disks aren't so useful anymore, what with the advent of four-gig hard drives. They still have their place, though, and Disk Charmer makes sure you get the most out of your floppies. Disk Charmer not only allows you to format floppy disks (big deal—the Mac OS does that), you can use it to verify floppies, do a quick erase, or make your floppies and Zip disks a little larger than they otherwise would be, and all in the background. Disk Charmer also allows you to undo an erased disk (only if Disk Charmer did the erasing), and it makes pithy comments about other extensions on your hard drive.

REQUIREMENTS: System 7 or later
HOW TO USE: Double-click the application icon, then go to work on your removable media.

35 MORTALPONGBAT

DEVELOPER: David Hirschfield
TYPE: Shareware
PRICE: \$20
CONTACT: <http://hyperarchive.lcs.mit.edu/cgi-bin/NewSearch?key=3DMortalPongbat>



Finally, you can go on the offensive in Pong. It's about time. MortalPongbat fuses the bloody action of Mortal Combat with the high-tech appeal of Pong. The result is more fun than you might imagine. The basic gameplay is the same: Knock the ball past your opponent's paddle while keeping him or her from doing the same. MortalPongbat, however, adds additional twists with lasers, exploding balls, and more. You can play against the computer or



THOSE SEMICIRCLES in the corners aren't just for decoration. They're lethal explosions.

against another human. You'll wonder how you ever suffered through a game of regular Pong once you try MortalPongbat.

REQUIREMENTS: 68020 or faster Macintosh (color capable), System 7.1 or later
HOW TO USE: Double-click the game icon, and prepare to move quickly.

34 DISKTRACKER

DEVELOPER: Mark N. Pirri
TYPE: Shareware
PRICE: \$20
CONTACT: <http://web.mit.edu/mnp/www/dt.html>



Sure, everyone should back up their hard drives on a regular basis, but the process is so difficult, especially if you don't know what's on all of those Zip disks that you keep in a shoe box above your monitor. DiskTracker comes to the rescue by quickly cataloging pretty much any media you can use with your Mac, including CD-ROMs, hard disks, floppy disks, Zip disks, and network volumes. DiskTracker allows you to search for files using multiple criteria and to launch those files with a double click; it even lets the Martha Stewart in you create your own festive disk labels.

REQUIREMENTS: System 7 or later
HOW TO USE: Just drag the disk to be cataloged onto DiskTracker's application icon, and it will start indexing.

33 NETFINDER

DEVELOPER: Peter Li and Vincent Tan
TYPE: Shareware
PRICE: \$20
CONTACT: <http://www.ozemail.com.au/~pli/netfinder>



One reason why the Mac is successful is that it's a friendly computer. It looks friendly. It acts friendly. Keeping that friendliness intact is a challenge when dealing with the Internet, mainly because much of the Internet's protocols were meant for Unix, which is not known for its congeniality. NetFinder puts a Finder-like face on FTP connections, giving you the sense that you're navigating just another Finder window in list view mode when you actually are connected via the Internet to an FTP site halfway across the country. Just click the triangle next to a folder to open it, and that folder reveals its contents, as you expect with a Finder window. Double-click a file to download it, and the progress dialog looks like a file copy. You even can sort the window's contents by name, kind, date, or size.

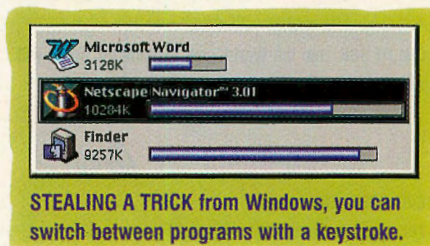
REQUIREMENTS: System 7 with Thread Manager, or System 7.5 or later; color-capable Mac; MacTCP 2.0.4 or Open Transport 1.1.1; Internet connection
HOW TO USE: Double-click NetFinder, enter your FTP information, and you're ready to download.

32 PROGRAM SWITCHER

DEVELOPER: Michael F. Kamprath
TYPE: Trialware (50 uses per boot)
PRICE: \$10
CONTACT: http://www.kamprath.net/clairware/program_switcher.html



OK, we have to admit it: Windows 95 does have a couple of useful features, and one of them is a key combination that lets you switch between programs. The control panel Program Switcher brings this ability to the Mac, letting you switch between programs with a simple Option-Tab. You can customize which keys make the switch, and you can choose how your applications are displayed: by name, by icon, or by memory usage. Program Switcher also lets



STEALING A TRICK from Windows, you can switch between programs with a keystroke.

you configure your function keys to do things such as hide all apps except the Finder. Great for those who prefer the keyboard.

REQUIREMENTS: System 7 or later
HOW TO USE: Put Program Switcher in the Control Panels folder, and restart your Mac. Open the control panel, and reconfigure the key combination to switch programs, if you like. You can also set Program Switcher's power user keys in the control panel.

31 WORLDLOCK LITE

DEVELOPER: Leighton Paul (No, we didn't get his name backward. Jeez. Where's the trust?)
TYPE: Shareware
PRICE: \$15
CONTACT: <http://www.hourworld.com>



Astronomy buffs, world travelers, clock watchers, and connoisseurs of all gadgets cool will want to load up WorldClock Lite 3.1 to keep constant tabs on the local viewing hours for the sunrise, sunset, moonrise, and moonset in any of more than 200 sites included in the program's database. (If your hometown didn't make the cut, a nearby town or city probably did, and the results will still be fairly accurate.) This global clock ticker also displays the current day and night patterns across the world as well as the immediate time at five different locations shown by five different clocks lining the bottom of the display. As user-friendly as a shop clerk on commission, WorldClock's times and locations are easier to set than your bedside alarm clock,



and the program won't bother you with any 6 a.m. wake-up calls.

REQUIREMENTS: Macintosh II or later

shareware

IT'S ALWAYS LUNCHTIME somewhere in the world. Find that spot with WorldClock.

HOW TO USE: Run the WorldClock application, and it will open a window on the world.

30 AGENT AUDIO



DEVELOPER: Clixsounds
TYPE: Shareware
PRICE: \$12
CONTACT: <http://www.clixsounds.com>

This is a great program for Mac customization freaks. Agent Audio allows you to replace a program's native sounds with your own Mac sound files or save a program's sound resources as Mac sound files. It even lets you archive sound settings so you can revert to the originals if you mess up. For instance, you can replace Eudora's pedestrian do-DOO-wup "You have new mail." sound with a bar from "The Rites of Spring." Beats hacking resources in your fave apps. For shareware, Agent Audio has a pretty professional—and useful—interface. You select applications or files you want to customize, then open the sound resources you want to insert (they have to be System 7 or SND type). Cool features: You can preview a sound and get Resource Numbers and Resource Names from within Agent Audio. Then just select the sound you want to replace and the sound you want to install, and either drag the replacement sound from the Source File list to the Destination File list or click Agent Audio's Move button. Then just save and listen.

REQUIREMENTS: Color-capable Mac, System 7.1 or later
HOW TO USE: Launch the application. In the right window, select the sound file to be used as a source. In the left window, select the application in which you

30 Agent Audio



- A.** Source file for sounds.
- B.** Sounds within the source file.
- C.** Adds source/destination files.
- D.** Gets information on sound resources.
- E.** Plays selected sound.
- F.** Closes source files.
- G.** Reverts the destination file.
- H.** Closes the destination file.
- I.** Saves the destination file.
- J.** Deletes a sound file.
- K.** Creates a sound archive file.
- L.** Just looks cool.
- M.** Creates a replacer agent, which keeps the changes in a small applet rather than applying them to the application. Not available in the shareware version.
- N.** Calls up help for Agent Audio.
- O.** Replaces or copies a sound from the source to the destination.
- P.** Stops playing the sound.

want to install those sounds. Then let 'er rip.

29 7TUNER



DEVELOPER: Jerry Du
TYPE: Shareware
PRICE: \$15
CONTACT: <http://hyperarchive.lcs.mit.edu/cgi-bin/NewSearch?key=3D7tuner>

Want to customize the look and feel of your Mac but hate the idea of adding more extensions and control panels? Check out 7Tuner. With this marvelous utility, you can add or change Finder command keys; install 3D System folders and color system icons; change the Finder's zooming rectangles, the rename delay, and the style of alias names; Change the machine name and icon in the About This Macintosh/Computer menu item; choose foreground and background colors for menu items and bars; and change the wristwatch animated cursor to any of your liking. All of this without ResEdit! 7Tuner makes a copy of your System and your Finder, then works its magic on these files—that's how it keeps new extensions out of your Mac. To use 7Tuner, just launch the program, let it make its copies, and then click any one of the eight icons to start the magic.

REQUIREMENTS: System 7 or later

HOW TO USE: Open the 7Tuner application, and click on the various customization buttons to start making changes to your Mac.

28 SPARKLE



DEVELOPER: Maynard Handley
TYPE: Freeware
PRICE: Free
CONTACT: <http://hyperarchive.lcs.mit.edu/cgi-bin/NewSearch?key=3Dsparkle>

Although Apple improved QuickTime's ability to deal with MPEG files, it's still not always easy to get them to work correctly. Here's another alternative: Sparkle. For a nominal fee of nothing, Sparkle not only plays QuickTime movies but also plays MPEG files and opens sets of PICT files (in order to convert them to a movie)—it can convert between these file formats. Expect to see more complete AppleScript support for batch conversions in the future.

REQUIREMENTS: Color-capable Mac, System 7.5 or later
HOW TO USE: Drag movies onto Sparkle's icon (or open them with the program's File menu), and you'll be ready to view them.

27 TYPEIT4ME



DEVELOPER: Riccardo Ettore
TYPE: Shareware
PRICE: \$30
CONTACT: <http://hyperarchive.lcs.mit.edu/cgi-bin/NewSearch?key=3Dtypeit>



29 7Tuner



Typelt4Me saves keystrokes. That's its whole reason for existing, and it does an admirable job. After you define a set of abbreviations, what those abbreviations stand for, and some expansion triggers, your Mac starts fleshing out words for you as you type. Just drag the Typelt4Me Control Panel to the Control Panels folder, restart, and you're ready to configure the program. A small icon appears in the space to the left of the Apple menu, which will expand to Typelt4Me's menu. From here you add or edit entries, and access date and time functions. A must for those of us who often repeat ourselves.

REQUIREMENTS: System 7 or later

HOW TO USE: Drop the control panel into the Control Panels folder and restart your Mac. Then open Typelt4Me's menu (now in the menu bar), and start entering abbreviations.

26 DOCMAKER



DEVELOPER: Green Mountain Software

TYPE: Shareware

PRICE: \$25 noncommercial, \$35 commercial

CONTACT: <http://www.hsv.tis.net/~greenmnt>

DOCMaker is the answer to the question posed by Adobe Acrobat: "How do I create an electronic document that every Mac user can read?" With DOCMaker you can play Gutenberg far less expensively than you ever could in the print era. DOCMaker allows you to create 100 chapters of 32K each and embed up to 60 graphics in each chapter. You can turn graphics into "hot pictures," which act like buttons and can play QuickTime movies, sounds, or send AppleEvents at the click of a pointer. DOCMaker can import text files or can use MacLink translators to bring in text from just about any flavor of word processing document you can put on your Mac.

REQUIREMENTS: System 7 or later

HOW TO USE: Double-click the DOCMaker application, and get ready to import text and graphics.

25 ULTRAFIND



DEVELOPER: UltraDesign Technology

TYPE: Shareware

PRICE: \$39.95

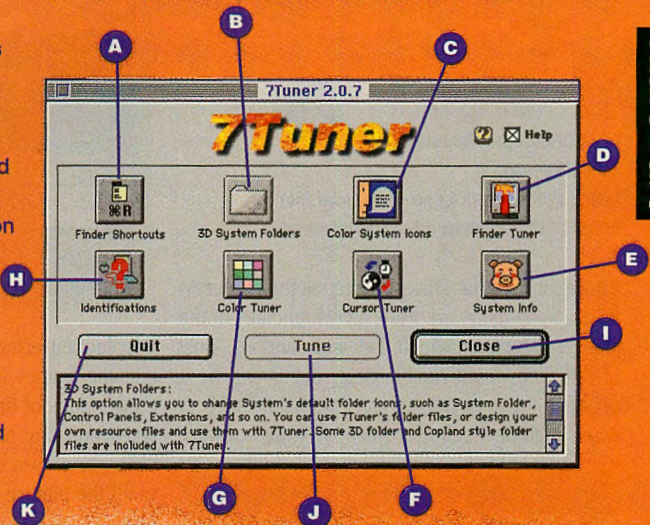
CONTACT: <http://www.ultradesign.com>

This is the tool for true power users, especially if you have a huge hard drive with lots of files. UltraFind searches your hard drive using criteria such as text, file type, size, and attributes to find exactly what you are looking for. UltraFind also takes the time to look inside documents to match text inside the file, which can be invaluable when you know some text from inside the file but have no idea what the file's name is. When you find a file, you can move it about in UltraFind's hierarchy window. UltraFind also has a free plug-in

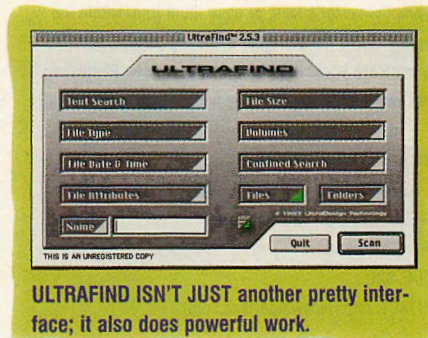
- A.** Changes your Finder Command-key equivalents.
- B.** Installs 3D System Folders.
- C.** Changes System icons to color versions.
- D.** Alters Finder settings, such as zooming rectangles, rename delay, and alias name appearances.
- E.** Shows basic information about your Macintosh.
- F.** Changes the look of animated cursors.
- G.** Changes menu bar, menu, and Finder window backgrounds.
- H.** Changes the name and machine icon that appear

- in the Finder's About This Computer... window.
- I.** Closes 7Tuner's window.

- J.** Makes the changes to your System permanent.
- K.** Quits 7Tuner.



shareware



ULTRAFIND ISN'T JUST another pretty interface; it also does powerful work.

called Text Indexer, which pre-indexes your documents. This makes UltraFind's searches amazingly fast.

REQUIREMENTS: System 7 or later

HOW TO USE: Double-click the UltraFind application icon, select some options from the main interface, and start searching. It helps to go through the included tutorial.

24 MT-NEWSWATCHER



DEVELOPER: Simon Fraser

TYPE: Freeware

PRICE: Free (duh)

CONTACT: <http://www.santafe.edu/~smfr/mtnw>

The most painful part of using UseNet is not the mounds of spam that you have to wade through to get at that one kernel of truth. No, the most painful part of using UseNet is downloading the full group list from your news server via a 14.4Kbps modem. That is, unless you're using MT-NewsWatcher, in which case you can start that download and then move on to other things. MT-NewsWatcher's multithreaded nature (thus the MT in the title) allows you to do lots of things with NewsWatcher at the same time, such

as download articles from several different newsgroups or do several binary extractions. And if that weren't enough, MT-NewsWatcher also does thy bidding via speech recognition, if talking to your Mac while surfing is your bag.

REQUIREMENTS: System 7 or later with Thread Manager, or System 7.5.3 or later; MacTCP or OpenTransport; Internet connection

HOW TO USE: Double-click the application, enter your news server information in the preferences, and you're set.

23 FILE BUDDY



DEVELOPER: Laurence Harris

TYPE: Shareware

PRICE: \$35

CONTACT: <http://www.skytag.com/FB.shtml>

File Buddy does just about anything you could possibly think to do with files on your disks. Combining the power of ResEdit, Find File, Aladdin Systems' Spring Cleaning, and a few other not-easy-to-classify abilities, File Buddy helps you keep the thousands of files on your 4GB hard drive under control. Get all kinds of interesting information about a given file (just drag and drop), reconnect broken aliases, change type and creator codes, find all the invisible files on your hard drive (and there are probably a lot of them), and do maintenance on your desktop file. This is a not-to-be-missed utility for basic



THE REASON WHY there are so many UseNet readers out there is that the original NewsWatcher is public domain. That way, lots of people can create their own versions of the program.



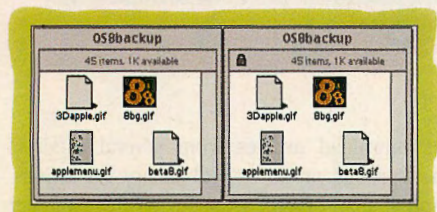
hard drive maintenance.
REQUIREMENTS: System 7 or later
HOW TO USE: Double-click the File Buddy application icon, and start making menu choices.

22 SHRINKWRAP

DEVELOPER: Chad Magendanz
TYPE: Shareware
PRICE: \$20 (freeware for noncommercial use)
CONTACT: <http://www.halcyon.com/shrinkwrap>



Here's a shocker: Disks copied via the Finder by dragging icons are not exact duplicates of the source disks from which they were copied. Most of the time, that's no big deal, but it can be a problem if you need an exact duplicate (such as when making backup copies of your software



IS IT LIVE, or is it Memorex? Only ShrinkWrap knows for sure.

installation disks). ShrinkWrap lets you create disk images that are identical to the source disk and are usable as if they were disks themselves. As an added bonus, these disk images can take less space than the actual disks. Version 3.0, which includes some very cool new features, is on the way.


REQUIREMENTS: Mac Plus or later (SE or later required for the full set of features), System 7 or later
HOW TO USE: Just drop a disk icon onto that of the ShrinkWrap application, and a disk image is created. Drop a disk image onto the application, and ShrinkWrap mounts it as if it were a disk.

21 GRAPHICCONVERTER

DEVELOPER: Lemke Software
TYPE: Shareware
PRICE: \$35
CONTACT: <http://members.aol.com/lemkesoft>



At first glance, GraphicConverter might seem like a poor person's Photoshop. After all, it lets you edit 32-bit images and apply effects and filters to those images; it also handles just about every graphics file format known, including GEM, Lotus-PIC, PCD, and HPGL. But



THE ROCKY MOUNTAINS never looked better, and they can be saved in several formats.

GraphicConverter does more than that. It can edit the frames in a GIF animation, does batch conversions of images and batch conversions of text from Mac to Unix to DOS to VMS to Atari styles, and even catalogs (and prints a catalog) of all the picture files in a selected folder.

REQUIREMENTS: Color-capable Mac, System 7 or later
HOW TO USE: Drag and drop images on GraphicConverter's icon, or open them from within the program. Tools are stored in a floating palette, and filters and such are accessible from menus. Adobe Photoshop users won't have any difficulty finding their way around.

20 WINDOW MONKEY

DEVELOPER: Tiger Technologies
TYPE: Shareware
PRICE: \$20
CONTACT: <http://www.tigertech.com>



Tiger Technologies' Window Monkey adds something to the Finder that it sorely needs: a Window menu. By dragging this control panel to the Control Panels folder and restarting, you automatically get the aforementioned menu, and you also get a much more amusing feature: the ability to apply background patterns to Finder windows. Select a



A COOL POOL in an open Finder window.

Finder window, then look under the View menu. There's a new item here that lets you select from a series of background patterns. Although a few of these are useful (such as the lined notebook paper background while in List view), several actually obscure the contents of the window, making them darn near impossible to read. But so what? Window Monkey is so cool that it doesn't matter.

REQUIREMENTS: System 7.5 or later
HOW TO USE: Drop the Window Monkey control panel into the Control Panels folder, and restart your Mac to take advantage of all of those patterned Finder windows.

19 SNAPZ PRO

DEVELOPER: Ambrosia Software
TYPE: Shareware
PRICE: \$20
CONTACT: <http://www.AmbrosiaSW.com/Products/SnapzPro.html>



The Mac has always had the ability to take screenshots, but unfortunately, this ability doesn't always work properly—say, when you want to capture a menu or a great moment in a game. Even though Mac OS 7.6 helped this situation by allowing the capture of selected windows or an arbitrary part of the screen, it still didn't address the limitations of when you could take screenshots. Snapz Pro, however, does. With Snapz Pro, you can take screenshots under just about any circumstances (except while playing certain LucasArts Entertainment games), and you can choose to take a shot of the entire screen, a window, a menu, or an arbitrary selection. Those screenshots are then saved as PICT files in the Screen Snapz folder, and they can be given creator codes for one of several popular graphics programs for easy loading. Snapz Pro also can scale and dither images on the fly, can remove the cursor from your shot, and lets you name each screenshot as you take it.

REQUIREMENTS: Color-capable Mac, System 7 or later
HOW TO USE: Run the Snapz Pro installer, and it will install a control panel and a folder titled Screen Snapz. After restarting your Mac, open the Snapz control panel to specify file format, key combination, and all those other goodies.

18 DOWNLOAD DEPUTY

DEVELOPER: Ilesa Software.
TYPE: Trialware
PRICE: \$10
CONTACT: <http://www.ilesa.com>



One of the most tedious things to do is to take advantage of all the software available on FTP sites. But say you're going after that 15-part archive of MKLinux over a modem and you want something more from life than nursing a gaggle of file transfers. What do you do? Take a look at



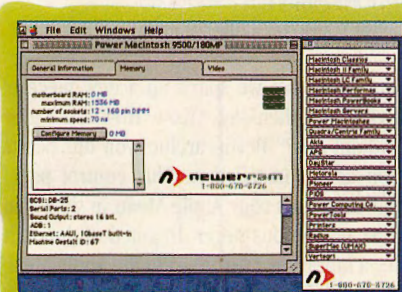
Download Deputy. This gem handles batch downloads, grabs all FTP URLs that you click on in your browser, and has a full scheduler, which lets you select download times for each file transfer that you've put in the program's queue. **REQUIREMENTS:** 68020 or faster processor, System 7 or later (benefits from Netscape Navigator or Microsoft Internet Explorer, or InternetConfig) **HOW TO USE:** Double-click the Download Deputy application icon, enter a URL, and click Go!

17 GURU



DEVELOPER: Newer Technology
TYPE: Freeware
PRICE: Free
CONTACT: <http://www.newertech.com/software.html>

When it comes down to upgrading your Mac, the world's most friendly computer loses some of its appeal. GURU, which stands for Guide to RAM Upgrades, helps you sort out what



WANT TO KNOW all about your Mac? Visit GURU; it has all the answers.


kind of memory to get for your Mac. GURU handles both RAM and VRAM, and it also gives you some other interesting information about almost every Mac out there. Fun to browse, GURU even can talk to you by using Text to Speech software. **REQUIREMENTS:** Just about any Mac **HOW TO USE:** Open GURU, and select the Mac in which you are interested from the floating palette. Its information pops up in a new window.

16 SOLITAIRE TILL DAWN

DEVELOPER: Semicolon Software
TYPE: Shareware
PRICE: \$20
CONTACT: <http://www.semicolon.com>



Computer solitaire is the biggest blow to productivity that the world economy has ever seen (except for that pesky Black Death in the 14th



SOLITAIRE TILL DAWN will keep you up all night until you finally win a game.

century), and Solitaire Till Dawn does its part to bring slacking at work to the Mac. By trying the 30-plus variations of this tried-and-true solo card game, you'll soon be wasting valuable time, too. For the more retentive card player, detailed instructions show how to play each game. **REQUIREMENTS:** System 7 or later.

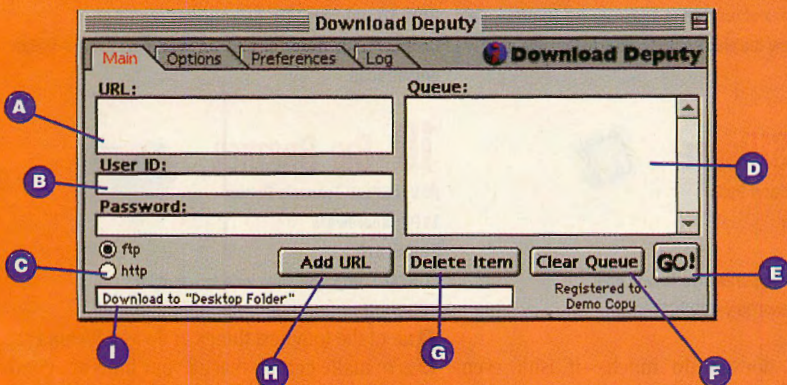
15 DOUBLESCROLL

DEVELOPER: Edward Voas
TYPE: Shareware
PRICE: \$10
CONTACT: <http://members.aol.com/ISysDev/index.html>



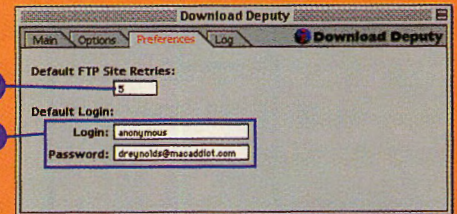
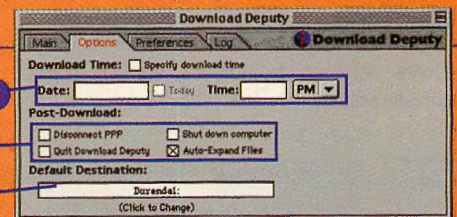
DoubleScroll is one of those control panels that add something to your system you think at first might be kinda neat but that you soon realize you can't live without. It places double arrows at both ends of all scroll bars in the Finder and applications. In other words, you can scroll both up and down from either the top or bottom of a window. In addition, DoubleScroll enables live scrolling, so you can watch the contents of the window as you scroll by. But wait, there's more—you also can use keyboard shortcuts to navigate the page. Installation is just what you'd expect for a control panel. Drop it on your closed System Folder, click OK when the System asks if it should put it in the Control Panels folder, and restart. When you open the DoubleScroll control panel, it asks you to personalize your copy—go ahead. Then

18 Download Deputy



- A. Enter your URLs here. Be sure to include the protocol (ftp:// or http://).
- B. Enter your user ID and password here if they're different from the ones specified in the defaults.
- C. Specify the protocol to use when connecting.
- D. URLs are put in a download queue.

- Items in the queue can be edited by double-clicking them.
- E. Click here to start your downloads.
- F. Deletes the queue.
- G. Deletes an item in the queue.
- H. Adds an item in the URL: box to the queue.
- I. Current download directory.



- J. Schedule your downloads here.
- K. Specify which actions you want to happen after your downloads are done.
- L. Default download directory.
- M. Number of times to try to download from a given site.
- N. Specify your login information here.



you can turn the utility on or off, set scrolling and delay speed, enable or disable live scrolling, and set filters so that DoubleScroll won't try to run in programs that might not appreciate it.

REQUIREMENTS: System 7 or later

HOW IT WORKS: Drop the control panel into your Control Panels folder, and restart your Mac. You'll have double-arrow scroll controllers on your Mac windows, and you can control their behavior by opening the control panel and playing with its settings.

14 NEWER TECHNOLOGY GAUGE SERIES

DEVELOPER: Newer Technology

TYPE: Freeware

PRICE: Free

CONTACT: <http://www.newer-tech.com/software.html>




This collection of five free utilities from Newer Technology lets you check your Mac's processor speed and type, the amounts of Level 2 cache and RAM (including RAM error testing), your SCSI devices' addresses, and what expansion slots in your computer are occupied. You may say that this information is a no-brainer to remember, but wait until you're asked by a friend how much L2 cache is in his or her machine. You won't know for certain unless you run one of these programs.

REQUIREMENTS: Just about any Macintosh

HOW TO USE: Open the gauge in which you are interested, and press the button that comes up in its

window—if you want to. By the way, the Read Me files are quite amusing.



IF YOU'RE NOT SURE what's under your Mac's hood, Newer's gauges will tell you.

13 ESCAPE VELOCITY

DEVELOPER: Ambrosia Software


TYPE: Shareware

PRICE: \$20

CONTACT: <http://www.AmbrosiaSW.com>



Escape Velocity combines space combat, interstellar trade, and a good confederacy-versus-rebels story line complete with nearly invincible aliens. Players fly a ship on trade missions, making credits while exploring a region of colonized space. You encounter pirates, secret weapons stations, and mysterious and powerful alien



CONQUERING KNOWN SPACE is much easier if you're running Escape Velocity.

invaders. The cool part about this game is its open-ended nature. You can choose to be a confederate, a rebel, a pirate, or a freebooter, and you choose this by your actions. Start attacking confederate ships and accepting rebel missions, and you become a de facto rebel. Escape Velocity's plug-in architecture allows you to add new missions, ships, and a whole new look to the game, so it's difficult to get bored.

REQUIREMENTS: 256-color-capable Mac, 13-inch or larger monitor (recommended: 68040- or PowerPC-based Mac)

HOW TO USE: Install Escape Velocity, double-click the application icon, and prepare to dominate the universe. Be sure to know how the ship controls work before you start your adventure.

12 SCSI PROBE

DEVELOPER: Robert Polc

TYPE: Freeware

PRICE: Free

CONTACT: <http://hyperarchive.lcs.mit.edu/cgi-bin/NewSearch?key=3DSCSIprobe>



SCSIProbe doesn't do much—it isn't even Internet-ready—but what it does do is done exquisitely well. This control panel examines your SCSI bus and lists in its window any devices

that it finds. You can then either mount SCSI devices or reset the SCSI bus if a device doesn't seem to respond properly. SCSIProbe also closes device drivers for removable media after that media has been ejected. This can save major headaches for anyone who uses removable media initialized with different formatting utilities. But best of all, by clicking on a drive's number in SCSIProbe's window, SCSIProbe attempts to light the LED on the front of the drive—which lets you quickly identify which SCSI device is at which address.

REQUIREMENTS: Any Mac with a SCSI bus.

HOW TO USE: Although SCSIProbe can be used as an application, drop it in your Control Panels folder for the best effect.

11 BEHIERARCHIC

DEVELOPER: Fabien Octave

TYPE: Trialware

PRICE: \$10 (15 uses per session)

CONTACT: <http://hyperarchive.lcs.mit.edu/cgi-bin/NewSearch?key=3DBehierarchic>



It's not often that we spark up a new piece of software and then say, "Wow. How did I ever live without this?" BeHierarchic won our hearts as soon as we installed it. This control panel wonder organizes your Apple Menu in ways that Apple Menu Options never dreamed of doing. It creates a hierarchy (surprise) in the Apple Menu based on the kind of items there, from volumes and folders to files and applications, and that hierarchy is fully customizable. BeHierarchic displays more than five levels of submenus, it displays the proper icons in the Apple Menu listing, it has a Desktop Folder that allows you to navigate anything on your Desktop, and it lets you customize the look of your Apple Menu.

REQUIREMENTS: System 7 or later

HOW TO USE: Drop the BeHierarchic control panel in the Control Panels folder, and restart your Mac. Voilà!—instant organization.

10 BIG BROTHER

DEVELOPER: Francois Pottier

TYPE: Shareware

PRICE: \$10

CONTACT: <http://pauillac.inria.fr/~fpottier>



One of the toughest things to do as a Webmaster is to make certain that all your links are good. That's not a problem when you're dealing with only a page or two, but when your site climbs above 50 or so pages, well, that's a different matter. Big Brother watches over your links (not you, O paranoid one), and makes sure that links to other pages on your site and also links to external pages are good. The program displays the results of the link check onscreen, and you



8 Kaleidoscope



A. Selects your Kaleidoscope color scheme here.

B. Controls the color of window accents (such as scroll thumbs, shading, and so on).

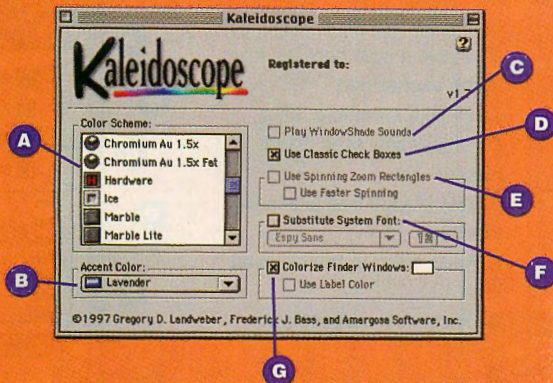
C. Turns on/off windowshade sounds. Disabled under Mac OS 8.

D. Changes appearance of checkboxes.

E. Turns on/off spinning zoom rectangles. Disabled under Mac OS 8.

F. Selects your System font.

G. Selects the background color of Finder windows.



can open each link to check it with your preferred browser. You can save the results as an HTML file, and Big Brother is scriptable.

REQUIREMENTS: System 7 or later

HOW TO USE: Just drag and drop the HTML file that you want to check onto the Big Brother application, and it will do the rest.

TYPE: Shareware

PRICE: \$20

CONTACT: <http://www.kaleidoscope.net>

As the joke goes around here, Greg Landweber could have delivered Copland's Appearance Manager before Apple could have. He proves his programming prowess with Kaleidoscope. Open the control panel, and you can change how

9 STUFFIT EXPANDER, DROPSTUFF WITH EXPANDER ENHANCER

DEVELOPER: Aladdin Systems

TYPE: Stuffit Expander, freeware;

Dropstuff with Expander Enhancer, shareware

PRICE: Stuffit Expander, free; Dropstuff with Expander

Enhancer, \$30

CONTACT: <http://www.aladinsys.com>



Yeah, we know, they're actually two programs, but they work so well together that they deserve to be mentioned together. Stuffit Expander by itself handles Stuffit and Compact Pro archives, and it can deal with files compressed in BinHex and MacBinary formats, both of which are the common results of Internet file transfers. Just drag an archived file on Expander, and it takes care of the rest. DropStuff, the shareware program, does the opposite; drop a file on it, and it will create an archive of that file. The reason DropStuff is worth \$30 is its Expander Enhancer addition. With this installed, Expander can also handle Zip, ARC, GZIP, Unix Compress, and UUencoded files.

REQUIREMENTS: Stuffit Expander: System 6.0.5 or later;

DropStuff with Expander Enhancer: System 7 or later

HOW TO USE: Run the installers, then drag and drop items to the appropriate icons to stuff or unstuff them.

8 KALEIDOSCOPE

DEVELOPER: Greg Landweber



7 DRAGTHING

DEVELOPER: James Thomson



TYPE: Shareware

PRICE: \$15

CONTACT: <http://hyperarchive.lcs.mit.edu/cgi-bin/NewSearch?key=3Ddragthing>

If you've ever seen OpenStep, you'll note that all running applications get their own icon on the bottom of the screen. The application DragThing does much the same for the Mac OS, and yet it does so much more. DragThing creates floating docks that can hold applications, documents,

shareware



folders, and even URLs—if you have InternetConfig installed. DragThing's docks (which resembles a tool palette) have three tabs on them, and you can have more than one dock open at a time. DragThing also has a process window, which shows an icon for each currently running application.

REQUIREMENTS: 68020 or later, System 7.5 or later

HOW TO USE: Open the DragThing application to get started. A tabbed dock will appear, to which you can drag documents, URLs, or applications for later launching.

6 BBEDIT LITE

DEVELOPER: BareBones Software

TYPE: Freeware

PRICE: Free

CONTACT: <http://www.barebones.com>



INDUSTRIAL TO NATURAL, Kaleidoscope can handle a theme to suit almost everyone.

scroll bars appear and what colors windows are, choose a different system font or a different accent color, and add a color to Finder windows. Although Kaleidoscope comes with a decent selection of schemes, you can download a plethora of new third-party color schemes.

REQUIREMENTS: Color-capable Mac, System 7 or later

HOW TO USE: Just drop the Kaleidoscope control panel into the Control Panels folder, drop the Kaleidoscope Color Schemes folder into the Extensions folder, restart, and your Mac is ready for a whole new look.

Oh, for those of you who work with plain text files—programmers, HTML wizards, those sorts of folks—BBEdit Lite is a real find. This text editor does what it was meant to do exceedingly well. BBEdition Lite opens text files and lets you edit the text. It performs search and replace across multiple documents, does pattern searching, allows live scrolling, shows balanced brackets and parentheses for programmers, does drag-and-drop editing, and includes a whole suite of text transformation commands.

REQUIREMENTS: System 7.0 or later (recommended: System 7.5 or later)

HOW TO USE: Drag files to BBEdition Lite's icon, or open them from within the program. Use it as you would a word processor. Be sure to check out the documentation for more advanced features.

5 INTERNETCONFIG

DEVELOPER: Peter N. Lewis

TYPE: Public Domain

PRICE: Free

CONTACT: <http://www.quinn.echidna.id.au/Quinn/Config>





The single biggest pain in the butt about getting the most out of the Internet has to be configuring all your Net applications. How many times can you type your SMTP account without snapping like a dry twig? InternetConfig is one of those head-slappers that seems obvious in retrospect. With it, you enter your Internet configuration information only once. It handles email, FTP, newsgroup, and Web information, and also more obscure settings such as Telnet, Gopher, WAIS, and helper applications. Other applications then can take advantage of that saved information, saving you the trouble of re-entering all those server names and passwords.

REQUIREMENTS: System 7 or later (benefits from MacTCP or OpenTransport)

HOW TO USE: Run InternetConfig, and install the InternetConfig Extension from the application. Enter all your Internet settings, and restart your Mac.

4 QUID PRO QUO

DEVELOPER: Chris Hawk, Social Engineering
TYPE: Freeware
PRICE: Free
CONTACT: <http://www.socialeng.com>



If you're looking to serve up your own Web pages, you should look no farther than Social Engineering's Quid Pro Quo. It's stable, it's fast, it's secure, it's able to use AppleScripts as CGIs, it can use WebStar-compatible plug-ins, and best of all, it's free. With Quid Pro Quo and a continuous connection to the Internet, all you have to do is select an index page to be served when someone hits your site, and—BOOM—you're a Webmaster.

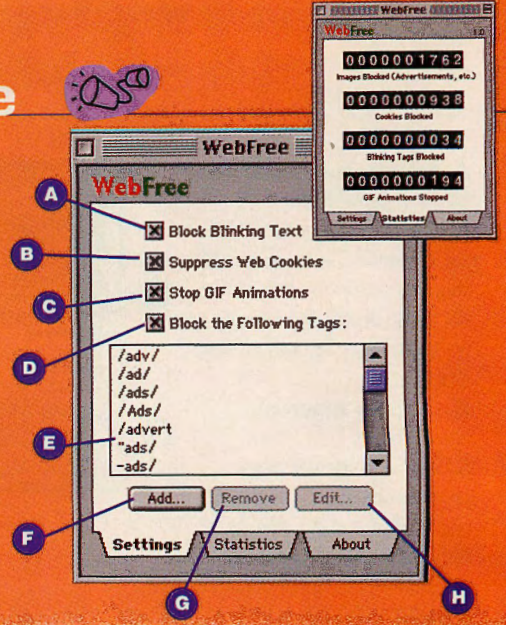
REQUIREMENTS: System 7.5 or later (Internet connection helpful)

HOW TO USE: Put your HTML files in Quid Pro Quo's folder, double-click Quid Pro Quo's application icon, and specify your home page in the preferences menu.

i AS INTERNET applications become more common, InternetConfig becomes more useful. If you install Internet Explorer and InternetConfig is already there, you're ready to surf.

3 WebFree

- A.** Blocks the Blink tag.
- B.** Stops magic cookies from being exchanged.
- C.** Blocks animated GIFs.
- D.** Blocks any tags listed below.
- E.** List of tags that are being blocked.
- F.** Adds a tag to the blocked list.
- G.** Removes a block from the list.
- H.** Allows you to edit a tag.



Where would Web surfing be without ad banners, blinking text, animated GIFs, and cookies pummeling your Mac through the Internet's ether? A lot faster and less annoying, but that's obvious, we suppose. Steve Falkenburg must have thought so, too, when he wrote the WebFree control panel. When installed, you can block all of these annoying Web features. You also can select a new image to block in your Web browser simply by clicking and holding down on the image to be blocked. The resulting contextual menu allows you to add that image's tag to the list of those to be blocked.

REQUIREMENTS: Any Mac that can connect to the Internet, System 7.1 or later, MacTCP 2.0.6 or OpenTransport 1.1 or later

HOW TO USE: Drag the WebFree control panel to the Control Panels folder, and restart your Mac.

Extension from inside the application.

1 TECHTOOL

DEVELOPER: MicroMat
TYPE: Freeware
PRICE: Free
CONTACT: <http://www.micromat.com>



As far as focused utilities go, not much comes close to the capabilities of TechTool. This program only does a couple of things, but it does them exceedingly well. With TechTool, you can rebuild your desktop, zap your parameter RAM (PRAM), clean your floppy drive, and check

2 DISINFECTANT


DEVELOPER: John Norstad
TYPE: Freeware
PRICE: Free
CONTACT: <http://charlotte.acns.nwu.edu/jln/progs.html>



If you suspect that you've caught a virus, you can use Disinfectant to scan your hard drive, find the evil intruders, kill them, repair the corrupted files, and then set up a security system to ward off future attacks. Disinfectant also works on floppy disks, which is a real boon to anyone still using the mini storage devices. The program is one-click easy, and the documentation is clear and concise, though hardly necessary.

REQUIREMENTS: Pretty much any Mac

HOW TO USE: Double-click the icon, then click the Scan button. For more protection, install the Disinfectant



TECHTOOL gets you out of trouble when nothing else can. It's worth the price—free.

your System. TechTool takes a different, more complete, approach to desktop rebuilding by deleting the desktop database and then forcing the Finder to rebuild this database from scratch. Similarly, TechTool zaps all of your Mac's PRAM, and not just the upper 64 bytes of PRAM that Apple's key combination zaps. By doing these two jobs well, TechTool has earned a place in many a troubleshooter's heart.

REQUIREMENTS: System 7 or later
HOW TO USE: Double-click the application icon, and choose a button to zap the PRAM or rebuild the desktop.

Despite birth order, Nikki, Dave, and Dan now are totally clear on the concept of "sharing."

3 WEBFREE

DEVELOPER: Steve Falkenburg
TYPE: Shareware
PRICE: \$20
CONTACT: <http://www.falken.net/webtree>

