

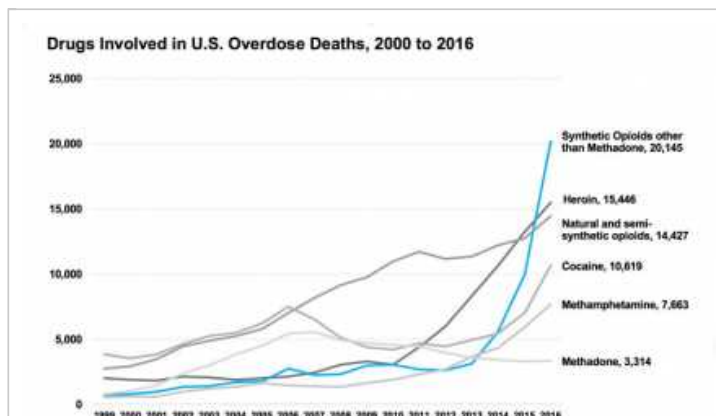


[Home](#) » [Related Topics](#) » [Trends & Statistics](#) » [Overdose Death Rates](#)

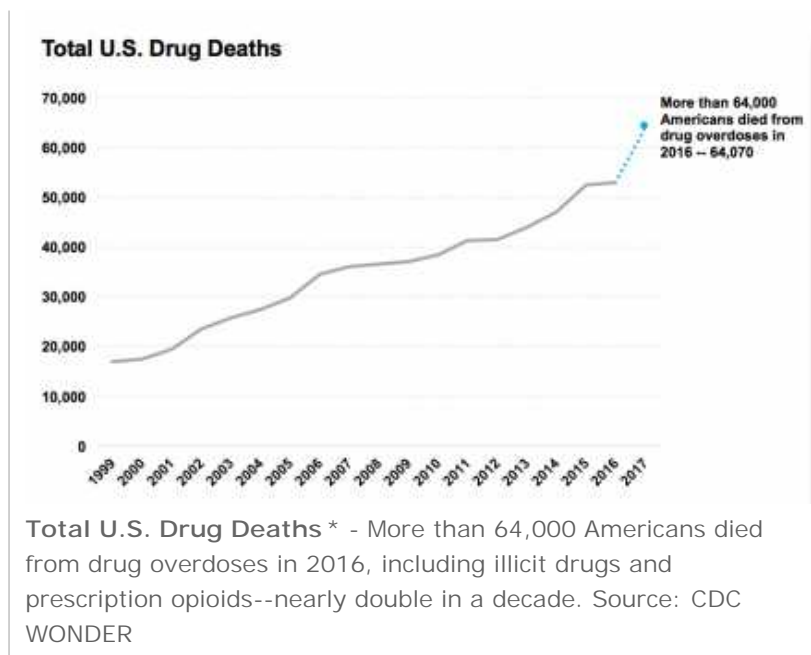
Overdose Death Rates

Revised September 2017

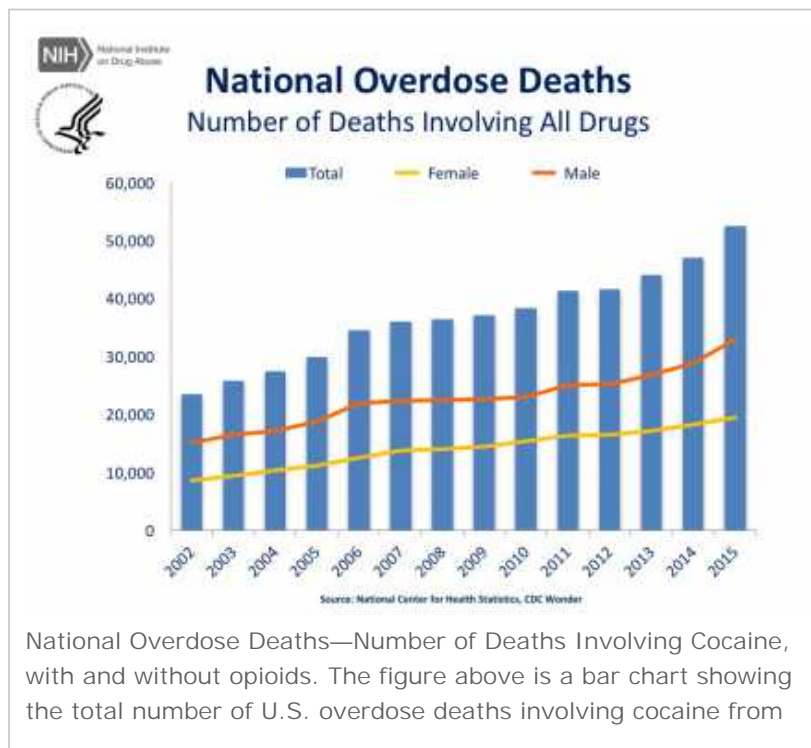
The U.S. government does not track death rates for every drug. However, the [National Center for Health Statistics](#) at the [Centers for Disease Control and Prevention](#) does collect information on many of the more commonly used drugs. The CDC also has a searchable database, called [CDC Wonder](#).



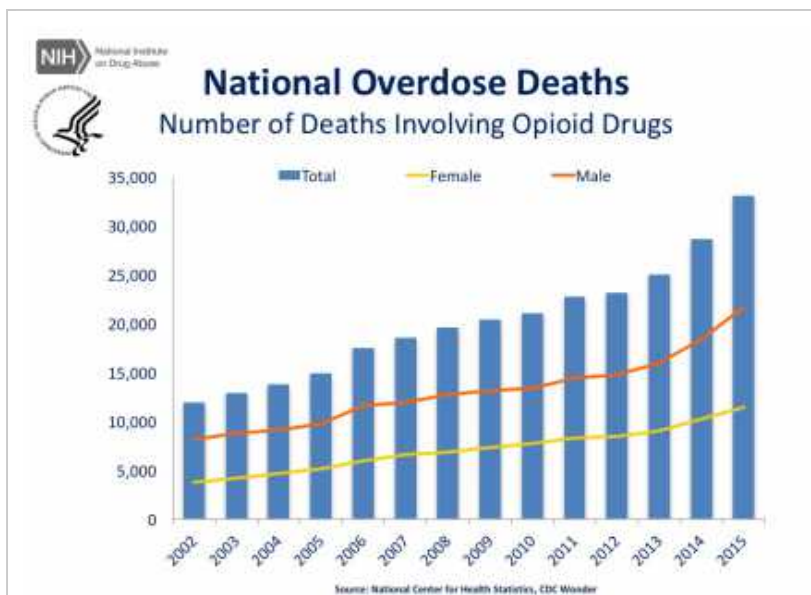
Drugs Involved in U.S. Overdose Deaths * - Among the more than 64,000 drug overdose deaths estimated in 2016, the sharpest increase occurred among deaths related to fentanyl and fentanyl analogs (synthetic opioids) with over 20,000 overdose deaths. Source: CDC WONDER




* Provisional counts for 2016 are based on data available for analysis as of 8/2017. Counts through 2015 are based on final annual data.

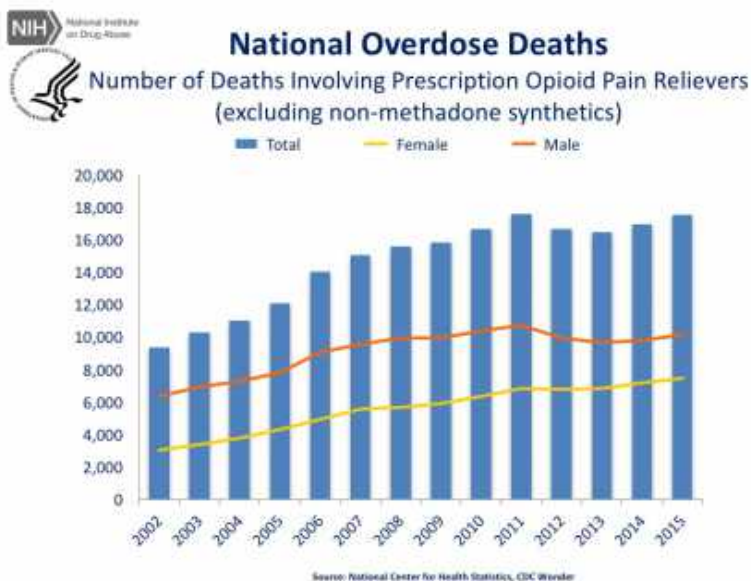


2002 to 2015, with the red line representing the number of cocaine deaths that also involved opioids, and the purple line representing cocaine deaths that did not involve opioids. These categories were equal in 2010. Since then, deaths involving both cocaine and opioids have more than doubled, while cocaine deaths not involving opioids have increased by only nine percent.

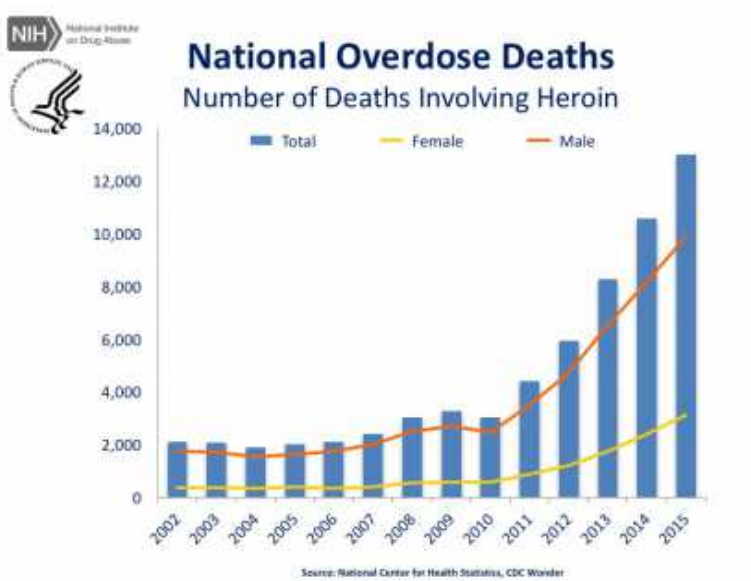


National Overdose Deaths—Number of Deaths Involving Opioid Drugs. The figure above is a bar chart showing the total number of U.S. overdose deaths involving opioid drugs from 2002 to 2015. Included in this number are opioid analgesics, along with heroin and illicit synthetic opioids. The chart is overlaid by a line graph showing the number of deaths of females and males. From 2002 to 2015 there was a 2.8-fold increase in the total number of deaths.

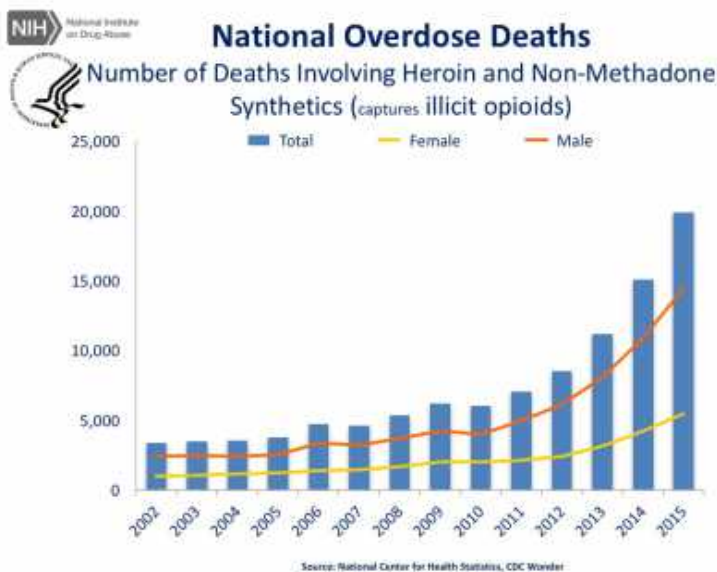





National Overdose Deaths—Number of Deaths Involving Prescription Opioid Pain Relievers (excluding non-methadone synthetics). The figure above is a bar chart showing the total number of U.S. overdose deaths involving opioid pain relievers (excluding non-methadone synthetics) from 2002 to 2015. Non-methadone synthetics is a category dominated by illicit fentanyl, and has been excluded to more accurately reflect deaths from prescription opioids. The chart is overlaid by a line graph showing the number of deaths of females and males. From 2002 to 2011 there was a 1.9-fold increase in the total number of deaths, but it has remained relatively stable since then.



National Overdose Deaths—Number of Deaths Involving Heroin. The figure above is a bar chart showing the total number of U.S. overdose deaths involving heroin from 2002 to 2015. The chart is overlaid by a line graph showing the number of deaths of females and males. From 2002 to 2015 there was a 6.2-fold increase in the total number of deaths.



National Overdose Deaths—Number of Deaths Involving Heroin and Non-Methadone Synthetics. The figure above is a bar chart showing the total number of U.S. overdose deaths involving heroin and non-methadone synthetics from 2002 to 2015. The latter category is dominated by illicit fentanyl overdose; when combined with heroin, these numbers capture illicit opioid deaths. The chart is overlaid by a line graph showing the number of deaths of females and males. From 2002 to 2015 there was a 5.9-fold increase in the total number of deaths.



Explore Litigation Insights

Docket Alarm provides insights to develop a more informed litigation strategy and the peace of mind of knowing you're on top of things.

Real-Time Litigation Alerts



Keep your litigation team up-to-date with **real-time alerts** and advanced team management tools built for the enterprise, all while greatly reducing PACER spend.

Our comprehensive service means we can handle Federal, State, and Administrative courts across the country.

Advanced Docket Research



With over 230 million records, Docket Alarm's cloud-native docket research platform finds what other services can't. Coverage includes Federal, State, plus PTAB, TTAB, ITC and NLRB decisions, all in one place.

Identify arguments that have been successful in the past with full text, pinpoint searching. Link to case law cited within any court document via Fastcase.

Analytics At Your Fingertips



Learn what happened the last time a particular judge, opposing counsel or company faced cases similar to yours.

Advanced out-of-the-box PTAB and TTAB analytics are always at your fingertips.

API

Docket Alarm offers a powerful API (application programming interface) to developers that want to integrate case filings into their apps.

LAW FIRMS

Build custom dashboards for your attorneys and clients with live data direct from the court.

Automate many repetitive legal tasks like conflict checks, document management, and marketing.

FINANCIAL INSTITUTIONS

Litigation and bankruptcy checks for companies and debtors.

E-DISCOVERY AND LEGAL VENDORS

Sync your system to PACER to automate legal marketing.