



US005160743A

United States Patent [19]

[11] Patent Number: **5,160,743**

Edgren et al.

[45] Date of Patent: * **Nov. 3, 1992**

[54] ANNEALED COMPOSITION FOR PHARMACEUTICALLY ACCEPTABLE DRUG

[75] Inventors: **David E. Edgren**, El Granada; **Felix Theeuwes**, Los Altos, both of Calif.

[73] Assignee: **Alza Corporation**, Palo Alto, Calif.

[*] Notice: The portion of the term of this patent subsequent to Apr. 9, 2008 has been disclaimed.

[21] Appl. No.: **647,321**

[22] Filed: **Jan. 28, 1991**

Related U.S. Application Data

[60] Continuation-in-part of Ser. No. 350,482, May 11, 1989, Pat. No. 5,006,346, which is a division of Ser. No. 187,621, Apr. 28, 1988, Pat. No. 4,931,285.

[51] Int. Cl.⁵ **A61K 9/24**

[52] U.S. Cl. **424/473; 427/3; 427/214; 424/468; 424/472**

[58] Field of Search **424/473, 472, 468; 427/3, 214**

References Cited

U.S. PATENT DOCUMENTS

2,779,241 1/1957 Wurster 89/1

3,845,770	11/1974	Theeuwes et al.	128/260
3,865,108	2/1975	Hartop	128/260
3,916,899	11/1975	Theeuwes et al.	128/260
4,002,173	1/1977	Manning	128/296
4,063,064	12/1977	Saunders et al.	219/121 L
4,088,864	5/1978	Theeuwes et al.	219/121 LM
4,160,020	7/1979	Ayer et al.	424/15
4,200,098	4/1980	Ayer et al.	128/260
4,207,893	6/1980	Michaels	128/260
4,285,987	8/1981	Ayer et al.	427/3
4,369,172	1/1983	Schor et al.	424/19
4,716,041	12/1987	Kjornaes et al.	424/468
4,783,337	11/1988	Wong et al.	424/468
4,786,505	11/1988	Lovgren	424/468
4,816,264	3/1989	Phillips et al.	424/468
4,853,230	3/1989	Lovgren et al.	424/466
5,006,346	4/1991	Edgren et al.	421/473

Primary Examiner—Thurman K. Page
Assistant Examiner—Leon R. Horne
Attorney, Agent, or Firm—Paul L. Sabatine; Jacqueline S. Larson; Jean M. Duvall

[57] ABSTRACT

A dosage form is disclosed comprising a coat that surrounds a drug. The coat comprises a subcoat and an overcoat thermally annealed to provide a single unit coat around the drug.

1 Claim, 2 Drawing Sheets

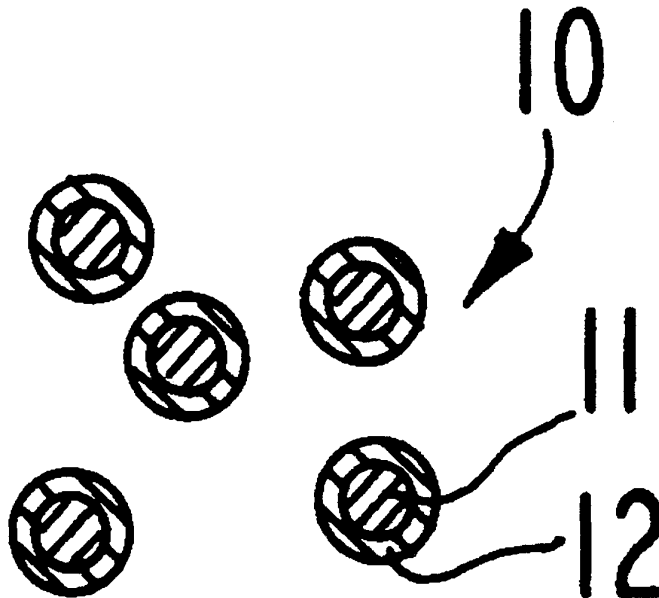


FIG. 1

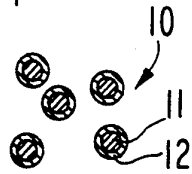


FIG. 2

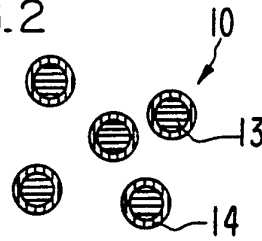


FIG. 3

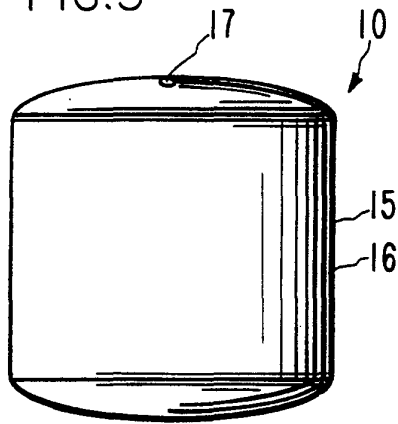


FIG. 4

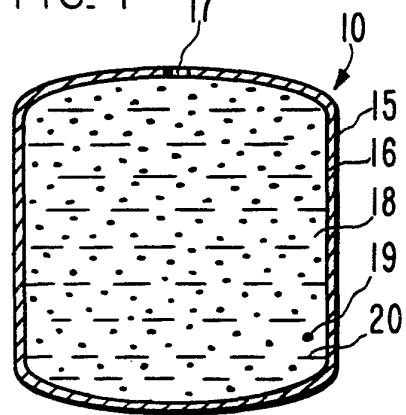


FIG. 5

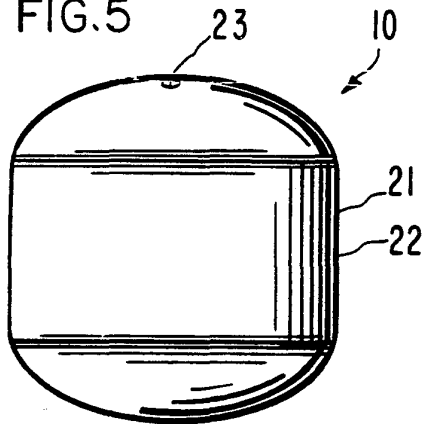


FIG. 6

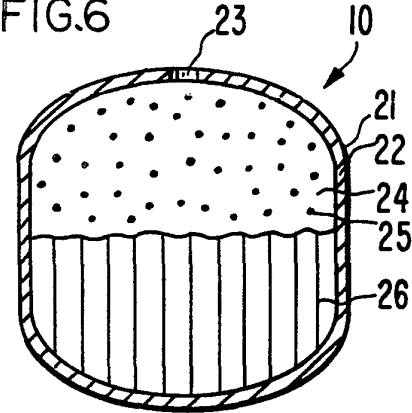


FIG. 7

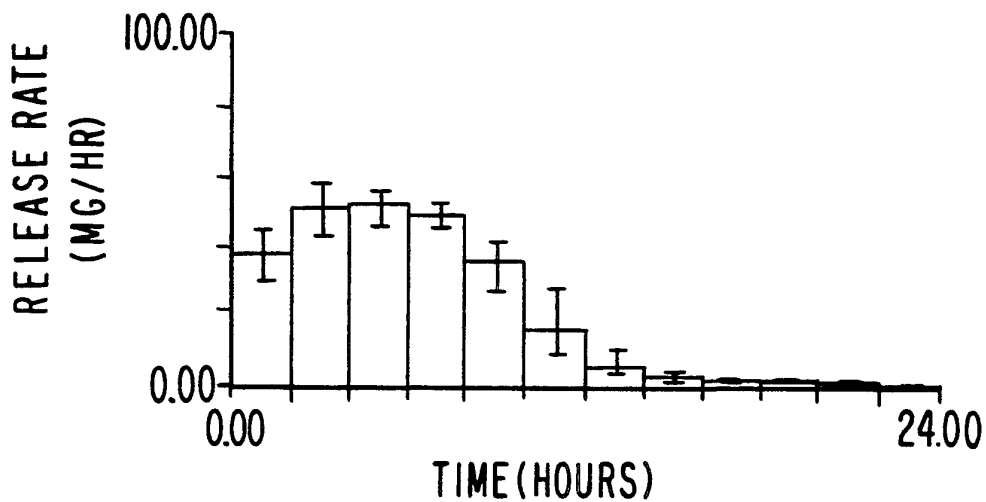
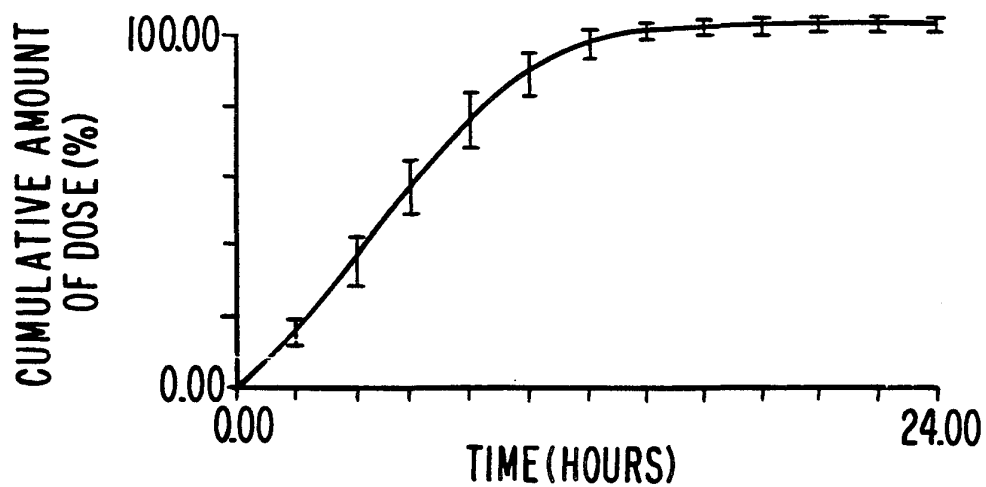


FIG. 8



ANNEALED COMPOSITION FOR PHARMACEUTICALLY ACCEPTABLE DRUG

CROSS-REFERENCE TO RELATED APPLICATON

This application is a continuation-in-part of U.S. Appln. Ser. No. 07/350,482 filed on May 11, 1989, now U.S. Pat. No. 5,006,346 issued Apr. 9, 1991 which application Ser. No. 07/350,482 is a division of U.S. Pat. Appln. Ser. No. 07/187,621, filed Apr. 28, 1988 now U.S. Pat. No. 4,931,285 issued Jun. 5, 1990, which applications are incorporated herein by reference and benefit is claimed of its filing date. These applications are assigned to the ALZA Corporation of Palo Alto, Calif.

FIELD OF THE INVENTION

This invention pertains to both a novel and useful pharmaceutical coating composition. More particularly, the invention relates to a pharmaceutically acceptable coating composition on dosage forms such as delivery devices comprising a core comprising a therapeutically active drug; osmotic delivery systems; tablets; capsules; powders; granules; and beads.

BACKGROUND OF THE INVENTION

In Remington's *Pharmaceutical Sciences*, 14th Ed., p 1681, published in 1970, it is reported that pill coating has been a pharmaceutical technique for well over ten centuries. For example, Rhazes (850-932 A.D.) used a mucilage for coating pills in the ninth century and Avicenna (980-1037 A.D.) is credited with the introduction of silver and gold pill coatings into medicine. The coating of pills with finely powdered talcum, called pearl coating, was popular at one time. Gelatin coating of pills was introduced by Garot in 1838. The first sugar-coated pills in the United States were imported from France in about 1842. The first sugar-coated pill manufactured in the United States was in 1856 by Warner, a Philadelphia pharmacist. The coating of pills with tolu was done in about 1860, and twenty-four years later Unna introduced enteric coated pills.

Various pharmaceutically indicated articles of manufacture have been coated by the drug dispensing art. For example, tablets were coated to provide a more attractive dosage form, to protect its drug content from moisture and to enhance its taste. Then too, tablets were provided with a coat for releasing a drug by enteric dissolution in the intestine of a warm-blooded animal. Recently osmotic dosage forms were coated with a semipermeable rate controlling wall for delivering a drug at a known rate per unit time.

While the above mentioned dosage forms are useful in the management of health and disease, serious disadvantages are associated with them. That is, usually organic solvents are used for applying the coating to the drug and drawbacks accompany the use of organic solvents. For example, organic solvents generally are toxic and they must be substantially removed, usually by vacuum or by air circulation, from the dosage form to avoid hazard to health the dosage form's recipient. Another drawback is that most organic solvents are flammable thereby possibly providing the danger of fire to the manufacturer. Also, organic solvents present an environmental problem and they require complicated recovery systems to avoid contaminating the environment, which systems are expensive to operate. It will be appreciated by those skilled in the drug dispensing art

that if a coating is provided that is substantially-free of organic solvents for coating drugs, drug granules, drug powders, drug delivery devices, and the like, such a coating would have an immediate positive value and, concomitantly, represent an advancement in the drug coating art. Likewise, it will be appreciated by those versed in the dispensing art that if a delivery device is made available comprising a coating applied from a non-organic solvent, and which delivery device possesses the thermodynamic ability to deliver a beneficial drug at a controlled rate, such a delivery device would have a practical application in the fields of human and veterinary medicine.

OBJECTS OF THE INVENTION

Accordingly, in view of the above presentation, it is an immediate object of this invention to provide a novel and useful coating composition for dosage forms and which coating overcomes the disadvantages associated with the prior art.

Another object of this invention is to provide a new coating composition comprising pharmaceutically acceptable ingredients, and which coating composition is innocuous and useful for manufacturing dosage forms.

Another object of this invention is to provide a non-toxic coating composition free of organic solvents and which coating composition is useful for making dosage forms by standard manufacturing techniques.

Another object of the invention is to provide an aqueous coating composition which is relatively uncomplicated, capable of application without difficulty, and is applied at a relatively low cost.

Another object of the invention is to provide an aqueous polymeric coating that exhibits stability and resistance to sedimentation.

Another object of the invention is to provide an aqueous coating composition useful for manufacturing a drug delivery device possessing drug release rate controlling properties.

Another object of this invention is to provide a drug delivery device that can be manufactured by standard manufacturing techniques into various sizes, shapes and forms that comprise an improvement in the dispensing art, which comprises a non-toxic, aqueous coated wall that surrounds a drug.

Another object of this invention is to provide an aqueous-solvent coating composition that is non-flammable and is not an environmental hazard during formulation and not a hazard when applied to a drug core.

Another object of the invention is to provide a novel coating composition comprising a water carrier useful for coating a drug.

Other objects, features and advantages of this invention will be more apparent to those versed in the dispensing art from the following detailed specification taken in conjunction with the drawings and the accompanying claims.

BRIEF DESCRIPTION OF THE DRAWINGS

In the drawing figures, which are not drawn to scale but are set forth to illustrate various embodiments of the invention, the drawing figures are as follows:

FIG. 1 is an opened view depicting a powdered drug coated with the coating composition provided by this invention;

FIG. 2 is an opened view illustrating granules of a beneficial drug coated with a coating composition provided by this invention;

FIG. 3 is a view of an osmotic device designed and shaped for orally administering a beneficial drug to the gastrointestinal tract;

FIG. 4 is an opened view of the osmotic device of FIG. 3 depicting the wall of the osmotic device comprising the wall-forming coating composition of this invention;

FIG. 5 is a view of another embodiment of an osmotic device provided by this invention, which osmotic device is adapted and sized for oral admittance into the gastrointestinal tract of a host;

FIG. 6 is an opened view of the osmotic system of FIG. 5 for illustrating a wall formed from the coating composition provided by this invention;

FIG. 7 is a graph that depicts the drug delivery rate per unit time from a device comprising a wall coated by the process of the invention; and,

FIG. 8 is a graph that depicts the cumulative amount of drug released per unit time by the delivery device of FIG. 7.

In the drawings and in the specification like parts in related figures are identified by like numbers. The terms appearing earlier in the specification and in the description of the drawings, as well as embodiments thereof, are further described elsewhere in the disclosure.

DETAILED DESCRIPTION OF THE DRAWINGS

Turning now to the drawing figures in detail, which figures are examples of a dosage form comprising a coating composition provided by this invention and which examples are not to be considered as limiting the invention, one example of a dosage form is illustrated in FIG. 1. In FIG. 1, a dosage form 10 is seen in opened section. Dosage form 10 comprises a powdered drug 11, generally exhibiting a powder size that passes through a sieve having an opening of from 0.074 mm to 0.250 mm, surrounded by coating composition 12. Coating composition 12 comprises a subcoat and an overcoat. The subcoat comprises a finely divided membrane forming polymer dispersed in an oil-in-water emulsion, wherein the oil, generally present as an oily plasticizer, lowers the glass transition temperature of the membrane forming polymer. The overcoat comprises a water soluble composition wherein the glass transition temperature of the overcoat is higher than that of the subcoat. The subcoat and the overcoat are annealed, with the subcoat forming an insoluble membrane that surrounds powdered drug 11. The annealed overcoat forms a membrane that dissolves in an aqueous environment of use, leaving a continuous, insoluble membrane coating 12.

In FIG. 2, another embodiment of dosage form 10 is seen in opened view. In FIG. 2 dosage form 10 comprises granules of drug 13. The drug granules generally exhibit a granule size that passes through a sieve having an opening from greater than 0.250 mm to 9.50 mm. Drug granules 13 are surrounded by aqueous-applied coating composition 14. Coating composition 14 is applied in two steps, first a subcoat followed by an overcoat. The two coats are annealed, which annealing process coalesces the polymer in the subcoat thereby providing a continuous membrane or film. The overcoat protects the subcoat during the annealing process and the overcoat additionally prevents the subcoat of

one dosage form from fusing with the subcoat of a neighboring dosage form.

In FIG. 3, another embodiment of dosage form 10 is illustrated manufactured as an osmotic drug delivery device. In FIG. 3 osmotic dosage form 10 comprises a body 15 comprising a wall 16 that surrounds and forms an internal compartment, not seen in FIG. 3. Osmotic dosage form 10 comprises at least one passageway 17 for connecting the interior of osmotic dosage form 10 with the exterior of osmotic dosage form 10 when in a biological environment of use.

In FIG. 4 osmotic dosage form 10 of FIG. 3 is seen in opened view. In FIG. 4 osmotic dosage form 10 comprises body member 15, aqueous coated wall 16 and exit passageway 17. Wall 16 surrounds and forms an internal compartment 18. Internal compartment 18 comprises a dispensable drug 19, represented by dots, and an optional osmagent, represented by dashes. Wall 16 is permeable to the passage of an exterior fluid present in the environment of use, and wall 16 is substantially impermeable to the passage of drug 19 and osmagent 20.

In FIG. 5 another embodiment of dosage form 10 is illustrated and made as an osmotic drug delivery device. In FIG. 5 osmotic dosage form 10 comprises a body member 21 comprising a wall 22 that surrounds and forms an internal compartment, not seen in FIG. 5. Dosage form 10 comprises at least one passageway 23, formed during the manufacture of dosage form 10 or, optionally, formed when dosage form 10 is in a fluid environment of use. Passageway 23 connects the interior of dosage form 10 with its exterior for delivering a drug to an environment of use.

In FIG. 6 dosage form 10 of FIG. 5 is seen in opened view. In FIG. 6 dosage form 10 comprises body member 21, aqueous coated annealed wall 22 and exit passageway 23. Wall 22 surrounds, forms and defines an internal compartment 24. Internal compartment 24 comprises a first composition identified by dots 25, and a second composition 26 identified by vertical lines. First composition 25 comprises a beneficial drug and second composition 26 comprises an expandable hydrogel. First composition 25 and second composition 26 are in laminar arrangement and they cooperate with wall 22 for the effective delivery of a drug through exit passageway 23 to an environment of use.

FIG. 7 and FIG. 8 exemplify the release of an active agent from a delivery system made according to this invention. The release rate per unit time and the cumulative amount release of the drug potassium chloride are depicted, respectively, for a delivery system made according to this invention.

While FIGS. 1 through 8 illustrate different embodiments of dosage forms that can be coated with the coating composition of this invention, it is to be understood that the coating composition can be applied to a wide variety of dosage forms, which dosage forms comprise various shapes, sizes and forms. The coating composition can be applied to devices not limited to but including uses for buccal, implant, artificial gland, cervical, intrauterine, nose, and the like. In these forms the device coated with the coat of this invention can be adapted for administering a beneficial medicine to animals, warmblooded mammals, humans, farm and zoo animals, avians and reptiles.

Explore Litigation Insights

Docket Alarm provides insights to develop a more informed litigation strategy and the peace of mind of knowing you're on top of things.

Real-Time Litigation Alerts



Keep your litigation team up-to-date with **real-time alerts** and advanced team management tools built for the enterprise, all while greatly reducing PACER spend.

Our comprehensive service means we can handle Federal, State, and Administrative courts across the country.

Advanced Docket Research



With over 230 million records, Docket Alarm's cloud-native docket research platform finds what other services can't. Coverage includes Federal, State, plus PTAB, TTAB, ITC and NLRB decisions, all in one place.

Identify arguments that have been successful in the past with full text, pinpoint searching. Link to case law cited within any court document via Fastcase.

Analytics At Your Fingertips



Learn what happened the last time a particular judge, opposing counsel or company faced cases similar to yours.

Advanced out-of-the-box PTAB and TTAB analytics are always at your fingertips.

API

Docket Alarm offers a powerful API (application programming interface) to developers that want to integrate case filings into their apps.

LAW FIRMS

Build custom dashboards for your attorneys and clients with live data direct from the court.

Automate many repetitive legal tasks like conflict checks, document management, and marketing.

FINANCIAL INSTITUTIONS

Litigation and bankruptcy checks for companies and debtors.

E-DISCOVERY AND LEGAL VENDORS

Sync your system to PACER to automate legal marketing.