

JULIE C HARPER



Allopathic & Osteopathic Physicians | Dermatology

**2470 ROCKY RIDGE RD
BIRMINGHAM, AL 35243-2833**

Review or dispute your reported data

Address shown may reflect one of the following: practice location, hospital affiliation, or third party billing assignment. Additional addresses may be found in the NPI Registry.

Select a year for which you want to view data:

2016


Summary General Payments Research Payments Ownership and Investment Interest

Associated Research Funding

What are the different payment types?

Top Companies Making General Payments

Collapse this section

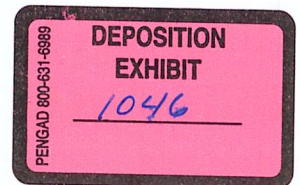


ALLERGAN INC.	\$74,012.30
BAYER HEALTHCARE PHARMACEUTICALS INC.	\$49,536.42
GALDERMA LABORATORIES, L.P.	\$30,617.48
VALEANT PHARMACEUTICALS NORTH AMERICA LLC	\$15,568.88
RANBAXY INC.	\$498.58
ABBVIE, INC.	\$359.19
AMGEN INC.	\$201.51
JANSSEN BIOTECH, INC.	\$78.49
CELGENE CORPORATION	\$50.70
NOVARTIS PHARMACEUTICALS CORPORATION	\$48.02

- Snapshot
- Pie Chart
- Table

Compare to All Other Companies

Checking "Compare to All Other Companies" includes payments made to this Physician by Companies outside of the top ten.

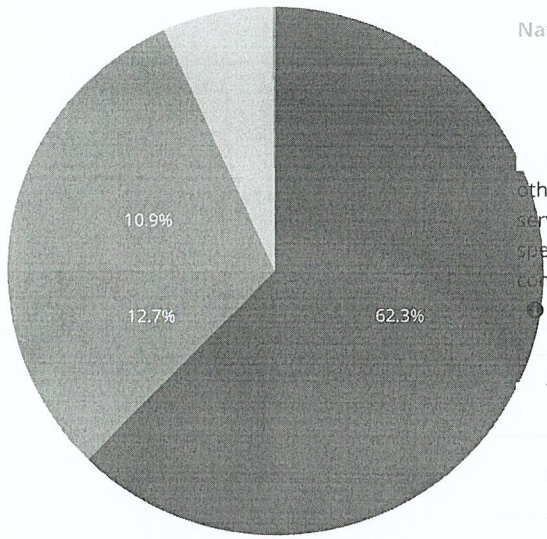


Summary by Nature of Payment

Collapse this section

Filter Records

Open Filters



Nature of Payment	Total Payments	Total Amount	Total Amount (%)
Compensation for services other than consulting, including serving as faculty or as a speaker at a venue other than a continuing education program	45	\$106,530.00	62.3%
Travel and Lodging	87	\$21,724.27	12.7%
Consulting Fee	7	\$18,600.00	10.9%
Compensation for serving as faculty or as a speaker for a non-accredited and noncertified continuing education program	4	\$12,600.00	7.4%
Food and Beverage	173	\$9,316.91	5.4%
Education	11	\$2,040.42	1.2%
Honoraria	1	\$300.00	0.2%

What are the different natures of payment?

General Payments Received

^ Collapse this section

Filter Records

^ Close Filters

Company Making Payment

Allergan Inc.

Nature of Payment

All

Payments Made After

01/01/2017

Payments Made Before

Payment is..

Greater than or equal to

Payment Amount

Payment Amount

Third Party Payment

All





Disputed?

All

Apply Filters

Reset Filters

 Download Data

Company Making Payment 	Nature of Payment 	Date 	Amount 	Third Party Payment 	Disputed? 	Comment 
ABBVIE, INC.	Food and Beverage	04/06/2016	\$4.15	No Third Party Payment	No	
ABBVIE, INC.	Food and Beverage	07/27/2016	\$23.54	No Third Party Payment	No	
ABBVIE, INC.	Food and Beverage	04/14/2016	\$90.97	No Third Party Payment	No	
ABBVIE, INC.	Food and Beverage	12/14/2016	\$17.55	No Third Party Payment	No	
ABBVIE, INC.	Food and Beverage	02/09/2016	\$21.49	No Third Party Payment	No	
ABBVIE, INC.	Food and Beverage	01/07/2016	\$12.31	No Third Party Payment	No	
ABBVIE, INC.	Food and Beverage	05/19/2016	\$22.75	No Third Party Payment	No	
ABBVIE, INC.	Food and Beverage	04/28/2016	\$15.15	No Third Party Payment	No	

Company Making Payment ↓	Nature of Payment ↕	Date ↕	Amount ↕	Third Party Payment ↕	Disputed? ↕	Comment ↕
ABBVIE, INC.	Food and Beverage	08/31/2016	\$20.68	No Third Party Payment	No	
ABBVIE, INC.	Food and Beverage	11/08/2016	\$15.69	No Third Party Payment	No	

Displaying records 1-10 of 328.

Records per page: 10 ▼

OpenPaymentsData.CMS.gov A federal government website managed by the Centers for Medicare & Medicaid Services, 7500 Security Boulevard, Baltimore, MD 21244

- SIGN UP FOR EMAIL UPDATES
- [Data.CMS.gov](#)
- [OpenPaymentsData.CMS.gov](#)
- [Data.Medicare.gov](#)
- [Data.Medicaid.gov](#)
- [Data.HealthCare.gov](#)
- [FOIA](#)
- [No Fear Act](#)
- [Privacy Policy](#)
- [FAQ's](#)
- [CMS contact info](#)
- [Help with file formats & plug-ins](#)