




**A World of Computer Power
in the Palm of Your Hand!**



PALMPILLOT™

FOR


DUMMIES®

**Covers
Palm III™**

A Reference for the Rest of Us!

by Bill Dyszel

Author of *Microsoft® Outlook™ 98
For Windows® For Dummies®*



**The Fun and Easy Way™
to Get Top-Flight
Performance from
Your PalmPilot**

**Your First Aid Kit®
for Transferring Data
to and from Your PC**

**Graffiti, E-Mail, and
InfraRed — Explained
in Plain English**

PalmPilot™ For Dummies®

Published by
IDG Books Worldwide, Inc.
An International Data Group Company
919 E. Hillsdale Blvd.
Suite 400
Foster City, CA 94404
www.idgbooks.com (IDG Books Worldwide Web site)
www.dummies.com (Dummies Press Web site)

Copyright © 1998 IDG Books Worldwide, Inc. All rights reserved. No part of this book, including interior design, cover design, and icons, may be reproduced or transmitted in any form, by any means (electronic, photocopying, recording, or otherwise) without the prior written permission of the publisher.

Library of Congress Catalog Card No.: 98-87910

ISBN: 0-7645-0381-2

Printed in the United States of America

10 9 8 7 6 5 4 3 2 1

1B/RU/RQ/ZY/IN

Distributed in the United States by IDG Books Worldwide, Inc.

Distributed by Macmillan Canada for Canada; by Transworld Publishers Limited in the United Kingdom; by IDG Norge Books for Norway; by IDG Sweden Books for Sweden; by Woodslane Pty. Ltd. for Australia; by Woodslane (NZ) Ltd. for New Zealand; by Addison Wesley Longman Singapore Pte Ltd. for Singapore, Malaysia, Thailand, Indonesia and Korea; by Norma Comunicaciones S.A. for Colombia; by Intersoft for South Africa; by International Thomson Publishing for Germany, Austria and Switzerland; by Toppan Company Ltd. for Japan; by Distribuidora Cuspide for Argentina; by Livraria Cultura for Brazil; by Ediciencia S.A. for Ecuador; by Ediciones ZETA S.C.R. Ltda. for Peru; by WS Computer Publishing Corporation, Inc., for the Philippines; by Unalis Corporation for Taiwan; by Contemporanea de Ediciones for Venezuela; by Computer Book & Magazine Store for Puerto Rico; by Express Computer Distributors for the Caribbean and West Indies. Authorized Sales Agent: Anthony Rudkin Associates for the Middle East and North Africa.

For general information on IDG Books Worldwide's books in the U.S., please call our Consumer Customer Service department at 800-762-2974. For reseller information, including discounts and premium sales, please call our Reseller Customer Service department at 800-434-3422.

For information on where to purchase IDG Books Worldwide's books outside the U.S., please contact our International Sales department at 650-655-3200 or fax 650-655-3297.

For information on foreign language translations, please contact our Foreign & Subsidiary Rights department at 650-655-3021 or fax 650-655-3281.

For sales inquiries and special prices for bulk quantities, please contact our Sales department at 650-655-3200 or write to the address above.

For information on using IDG Books Worldwide's books in the classroom or for ordering examination copies, please contact our Educational Sales department at 800-434-2086 or fax 317-596-5499.

For press review copies, author interviews, or other publicity information, please contact our Public Relations department at 650-655-3000 or fax 650-655-3299.

For authorization to photocopy items for corporate, personal, or educational use, please contact Copyright Clearance Center, 222 Rosewood Drive, Danvers, MA 01923, or fax 978-750-4470.

LIMIT OF LIABILITY/DISCLAIMER OF WARRANTY: AUTHOR AND PUBLISHER HAVE USED THEIR BEST EFFORTS IN PREPARING THIS BOOK. IDG BOOKS WORLDWIDE, INC., AND AUTHOR MAKE NO REPRESENTATIONS OR WARRANTIES WITH RESPECT TO THE ACCURACY OR COMPLETENESS OF THE CONTENTS OF THIS BOOK AND SPECIFICALLY DISCLAIM ANY IMPLIED WARRANTIES OF MERCHANTABILITY OR FITNESS FOR A PARTICULAR PURPOSE. THERE ARE NO WARRANTIES WHICH EXTEND BEYOND THE DESCRIPTIONS CONTAINED IN THIS PARAGRAPH. NO WARRANTY MAY BE CREATED OR EXTENDED BY SALES REPRESENTATIVES OR WRITTEN SALES MATERIALS. THE ACCURACY AND COMPLETENESS OF THE INFORMATION PROVIDED HEREIN AND THE OPINIONS STATED HEREIN ARE NOT GUARANTEED OR WARRANTED TO PRODUCE ANY PARTICULAR RESULTS, AND THE ADVICE AND STRATEGIES CONTAINED HEREIN MAY NOT BE SUITABLE FOR EVERY INDIVIDUAL. NEITHER IDG BOOKS WORLDWIDE, INC., NOR AUTHOR SHALL BE LIABLE FOR ANY LOSS OF PROFIT OR ANY OTHER COMMERCIAL DAMAGES, INCLUDING BUT NOT LIMITED TO SPECIAL, INCIDENTAL, CONSEQUENTIAL, OR OTHER DAMAGES. FULFILLMENT OF EACH COUPON OFFER IS THE RESPONSIBILITY OF THE OFFEROR.

Trademarks: All brand names and product names used in this book are trade names, service marks, trademarks, or registered trademarks of their respective owners. IDG Books Worldwide is not associated with any product or vendor mentioned in this book.



is a trademark under exclusive
license to IDG Books Worldwide, Inc.,
from International Data Group, Inc.

Chapter 3

Making Your PalmPilot Your Own

In This Chapter

- ▶ Setting preferences
- ▶ Using the Security program
- ▶ Setting passwords
- ▶ Hiding and showing private items
- ▶ Using PalmPilot hacks

As PalmPilots sell by the million, you can be sure that everyone uses his PalmPilot a little differently. Some people think of their PalmPilots as glorified datebooks, and they're happy with that. Other people install programs that do things you'd never guess, such as track their location by satellite, send e-mail messages by radio, and heaven knows what else.

Because everyone uses a PalmPilot a little differently, many people want to personalize the way theirs work. In this chapter, I show you some of the easier ways to make your PalmPilot work the way that you do, by using the preference and security settings that are standard on the PalmPilot.

Setting General Preferences

When you start up your PalmPilot for the very first time, the General Preferences screen appears automatically as an invitation to set the time and date accurately. You may also want to reset the time, if you travel frequently to different time zones.

Follow these steps to access the General Preferences screen:

1. Tap the Applications soft button.

The list of applications appears on your screen.

2. Tap the Prefs icon.

The Preferences application launches, as shown in Figure 3-1.

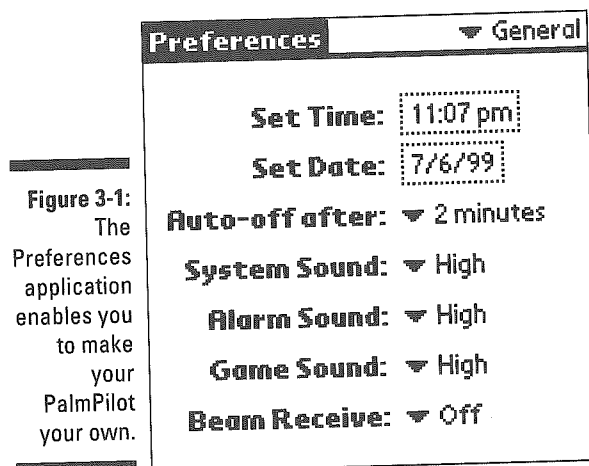


Figure 3-1:
The Preferences application enables you to make your PalmPilot your own.

3. Tap the word in the upper-right corner of the screen.

The Preferences program has eight options for setting up different types of preferences: Buttons, Digitizer, Formats, General, Modem, Network, Owner, and ShortCuts. The name of the section that you're looking at appears in the upper-right corner of the screen. The triangle next to the name of the section means that you can tap the name of the section to see a pull-down list of the other available sections.

4. Choose General.

The General Preferences screen appears.

To change the individual settings of the General Preferences screen, continue with the following sections.

Setting the time

I like having my PalmPilot remind me of my appointments shortly before they occur, just to avoid missing anything that I've scheduled. But the PalmPilot is a bit like an alarm clock; alarms can't go off at the right time if I don't set the PalmPilot to the right time in the first place.

Here's how to set the time on your PalmPilot:

1. With the General Preferences screen visible, tap the time shown in the Set Time box.

The Set Time dialog box opens, showing the time for which the PalmPilot is currently set, along with a pair of triangles for changing the time. The top triangle sets the time later, and the bottom triangle sets the time earlier, as shown in Figure 3-2.

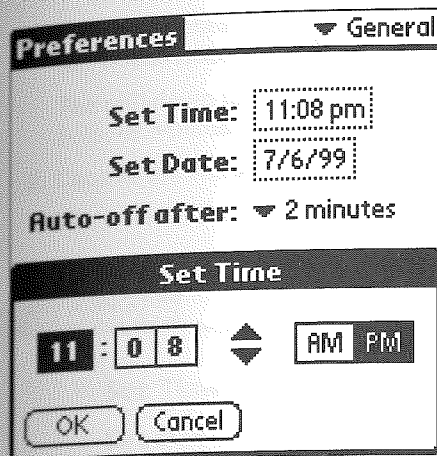


Figure 3-2:
In the Set
Time dialog
box, tap the
triangles to
set the time.

2. **Tap the hour in the Set Time dialog box.**
The hour is highlighted to show that you've selected it.
3. **Tap the triangles repeatedly until the hour you want appears.**
The hour changes as you tap the triangles.
4. **Set the minutes by following Steps 2 and 3 for each of the two minutes boxes.**
The minutes change as you tap the triangles.
5. **Tap the AM or PM box to choose the appropriate setting.**
The box that you tap is highlighted to show that you've picked it.
6. **Tap OK.**
The Set Time dialog box closes.

If you like to show the time in a different format than the standard 1:35 PM format, I show you how to change the time format in the section "Setting Format Preferences" later in this chapter.

Setting the date

If you use the calendar frequently or if you enter lots of tasks with due dates assigned, you may want your PalmPilot to know what day it is.

Follow these steps to set the date on your PalmPilot:

1. **With the General Preferences screen visible, tap the date shown in the Set Date box.**

The Set Date dialog box opens, as shown in Figure 3-3.

Explore Litigation Insights

Docket Alarm provides insights to develop a more informed litigation strategy and the peace of mind of knowing you're on top of things.

Real-Time Litigation Alerts



Keep your litigation team up-to-date with **real-time alerts** and advanced team management tools built for the enterprise, all while greatly reducing PACER spend.

Our comprehensive service means we can handle Federal, State, and Administrative courts across the country.

Advanced Docket Research



With over 230 million records, Docket Alarm's cloud-native docket research platform finds what other services can't. Coverage includes Federal, State, plus PTAB, TTAB, ITC and NLRB decisions, all in one place.

Identify arguments that have been successful in the past with full text, pinpoint searching. Link to case law cited within any court document via Fastcase.

Analytics At Your Fingertips



Learn what happened the last time a particular judge, opposing counsel or company faced cases similar to yours.

Advanced out-of-the-box PTAB and TTAB analytics are always at your fingertips.

API

Docket Alarm offers a powerful API (application programming interface) to developers that want to integrate case filings into their apps.

LAW FIRMS

Build custom dashboards for your attorneys and clients with live data direct from the court.

Automate many repetitive legal tasks like conflict checks, document management, and marketing.

FINANCIAL INSTITUTIONS

Litigation and bankruptcy checks for companies and debtors.

E-DISCOVERY AND LEGAL VENDORS

Sync your system to PACER to automate legal marketing.