



US00D337435S

United States Patent [19]

[11] Patent Number: **Des. 337,435**

Kaneko et al.

[45] Date of Patent: **** Jul. 20, 1993**

[54] **MULTIMETER HOLSTER**

D. 312,534 12/1990 Nelson et al. D3/105
D. 325,471 4/1992 McCain et al. D3/100

[75] Inventors: **Steven T. Kaneko**, Seattle; **Brian S. Alkins**, Everett, both of Wash.

Primary Examiner—A. Hugo Word
Assistant Examiner—Doris V. Coles
Attorney, Agent, or Firm—Richard A. Koske

[73] Assignee: **John Fluke Mfg. Co., Inc.**, Everett, Wash.

[57] **CLAIM**

[**] Term: **14 Years**

The ornamental design for a multimeter holster, as shown and described.

[21] Appl. No.: **750,549**

DESCRIPTION

[22] Filed: **Aug. 27, 1991**

FIG. 1 is a perspective view of a multimeter holster, showing our new design;

[52] U.S. Cl. **D3/106; D3/105**

FIG. 2 is a front elevational view thereof;

[58] Field of Search **D3/100, 104, 105-106, D3/30.1; 224/252, 251, 253, 268, 242, 240, 226; D14/253, 251**

FIG. 3 is a side elevational view, the opposite side being a mirror image thereof;

FIG. 4 is a rear elevational view thereof;

FIG. 5 is a bottom plan view thereof;

FIG. 6 is a top plan view thereof;

FIG. 7 is a rear perspective view thereof; and,

FIG. 8 is a front perspective view thereof with the support element in an open position.

[56] **References Cited**

U.S. PATENT DOCUMENTS

D. 280,674 9/1985 Nelson D3/106
D. 299,187 1/1989 Ladlex D3/106
D. 306,594 3/1990 Taylor D14/251 X

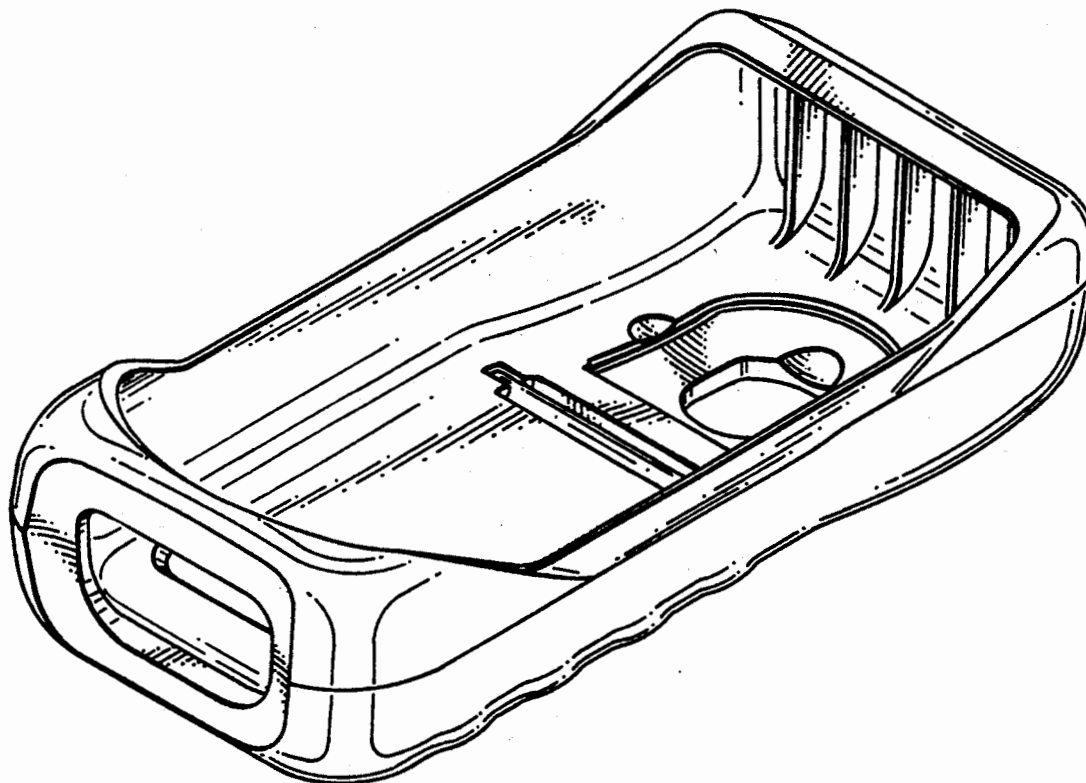


FIG. 1

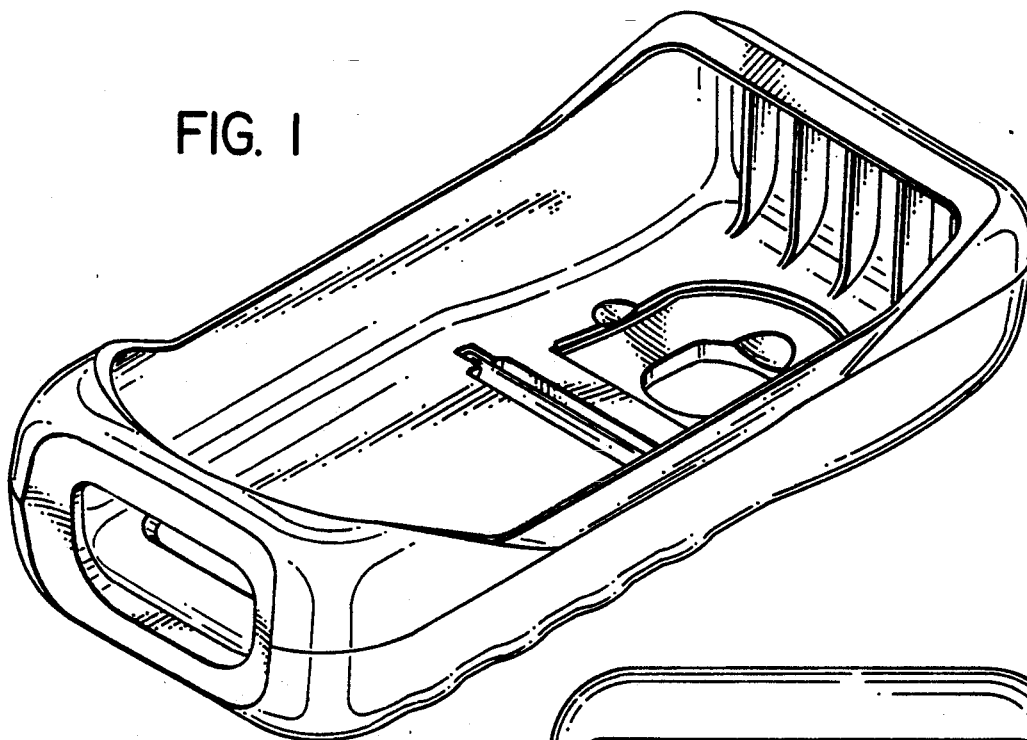


FIG. 2

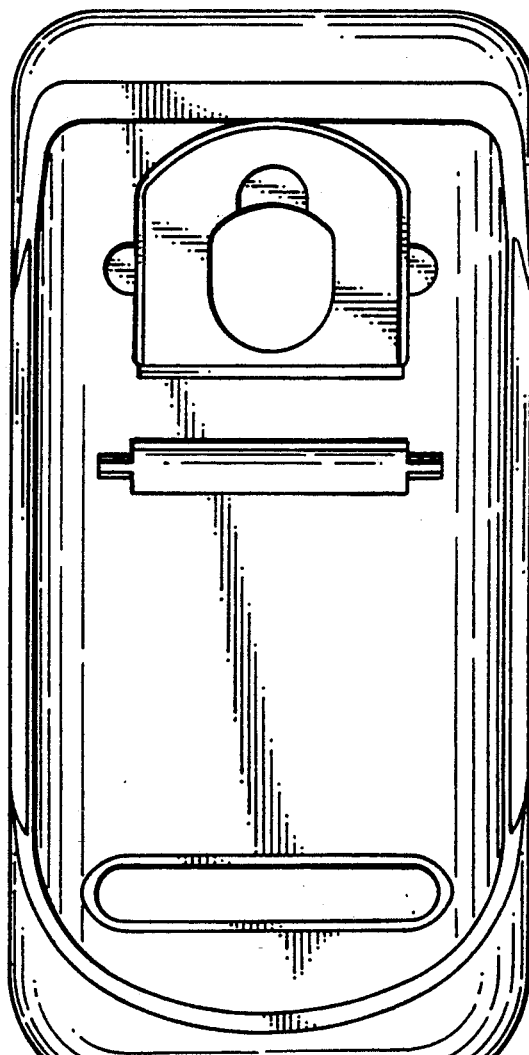


FIG. 3

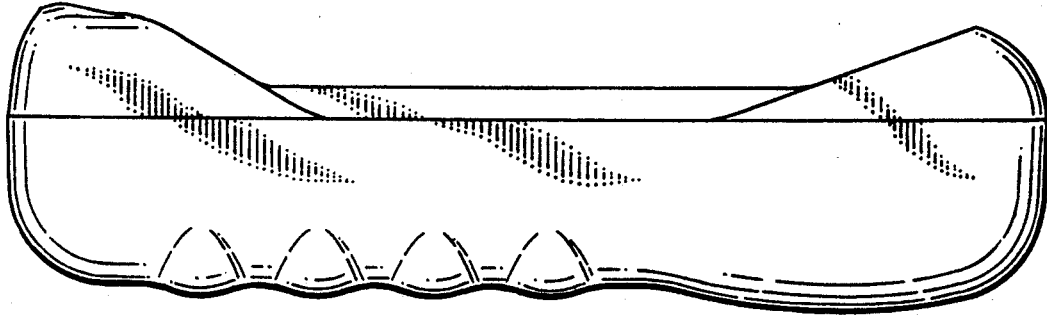


FIG. 4

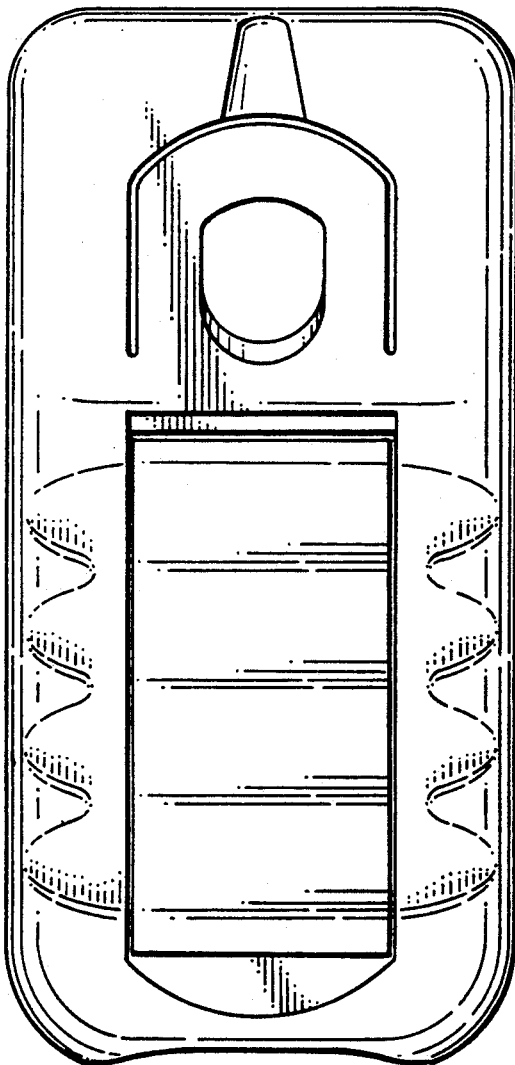


FIG. 5

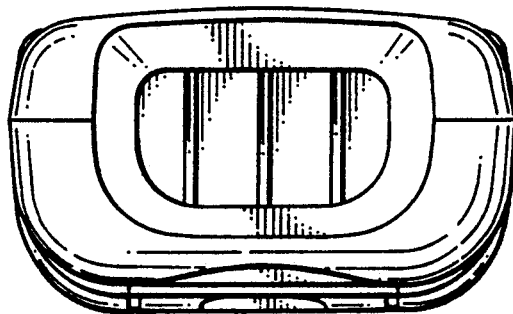


FIG. 6

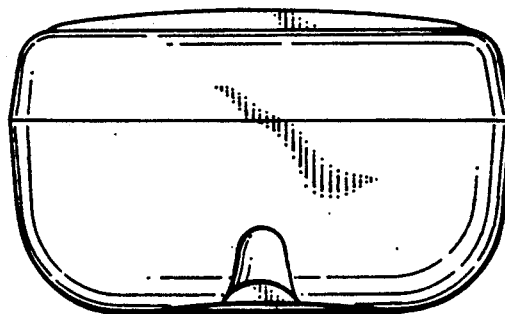


FIG. 7

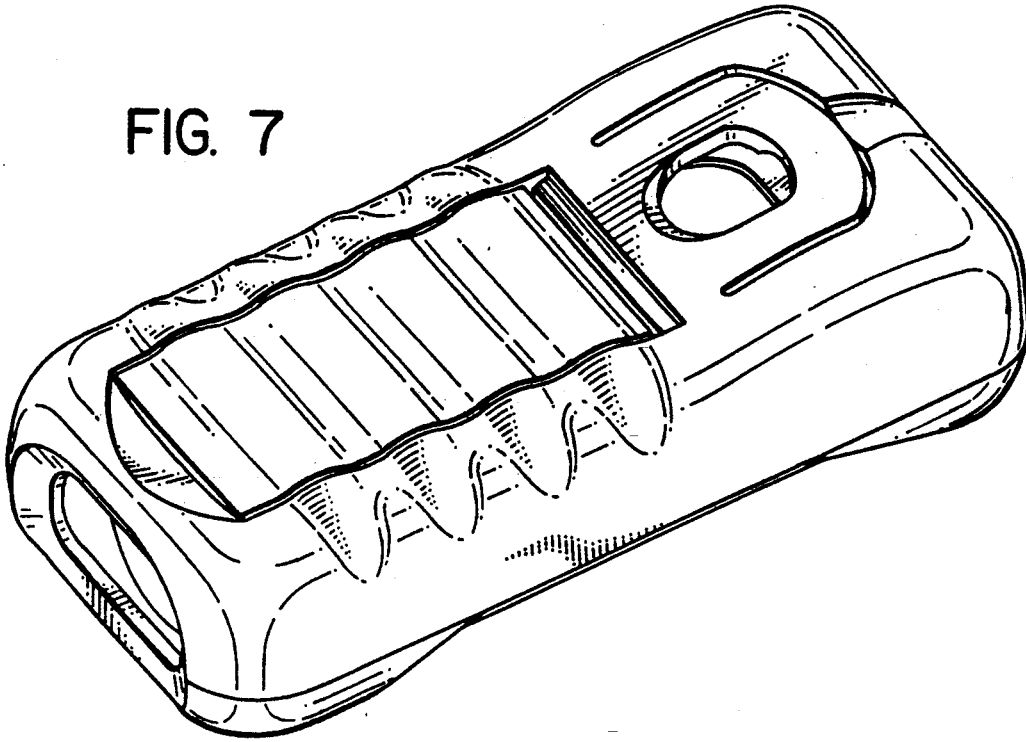


FIG. 8

