



US005326570A

**United States Patent** [19]  
**Rudnic et al.**

[11] **Patent Number:** **5,326,570**  
[45] **Date of Patent:** **Jul. 5, 1994**

[54] **ADVANCED DRUG DELIVERY SYSTEM AND METHOD OF TREATING PSYCHIATRIC, NEUROLOGICAL AND OTHER DISORDERS WITH CARBAMAZEPINE**

[75] **Inventors:** Edward M. Rudnic, Gaithersburg; George W. Belendiuk, Potomac, both of Md.

[73] **Assignee:** Pharmavene, Inc., Gaithersburg, Md.

[21] **Appl. No.:** 734,541

[22] **Filed:** Jul. 23, 1991

[51] **Int. Cl.<sup>5</sup>** ..... A61K 9/54

[52] **U.S. Cl.** ..... 424/458; 424/451; 424/452; 424/457; 424/459; 424/465; 424/468; 424/469; 424/489; 424/490

[58] **Field of Search** ..... 424/451, 465, 457, 489, 424/459, 458, 468, 469, 490, 452; 544/152

[56] **References Cited**

**U.S. PATENT DOCUMENTS**

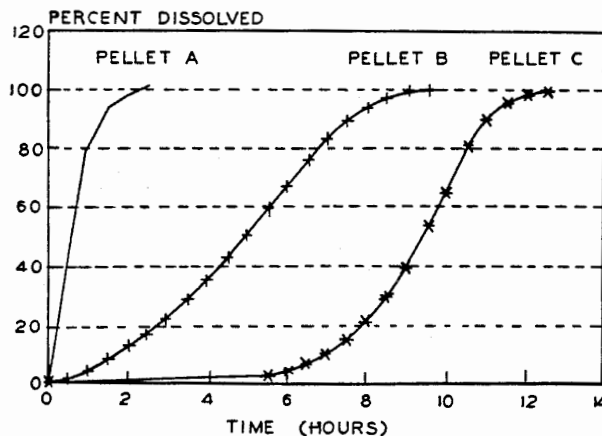
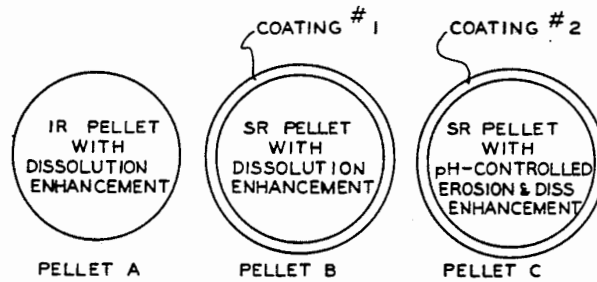
4,606,909	8/1986	Bechgaard et al.	424/481
4,794,001	12/1988	Mehta et al.	424/457
4,801,460	1/1989	Goertz et al.	424/465
4,857,336	8/1989	Khanna et al.	424/486
4,942,182	7/1990	Weiss et al.	424/10
4,980,170	12/1990	Schneider et al.	424/451
5,009,894	4/1991	Hsiao	424/451
5,023,272	6/1991	Burch et al.	544/152

*Primary Examiner*—Thurman K. Page  
*Assistant Examiner*—James M. Spear  
*Attorney, Agent, or Firm*—Elliot M. Olstein; Susan A. Capello

[57] **ABSTRACT**

The present invention relates to a composition and method of treating a patient by administering carbamazepine in a pharmaceutical dosage form capable of maintaining the patient's blood concentration at from about 4 µg/ml to about 12 µg/ml over at least a 12 hour period, where the blood concentration of carbamazepine does not vary by more than 60 percent.

**25 Claims, 1 Drawing Sheet**



**DOSAGE FORM COMPONENTS AND TARGET DISSOLUTION**

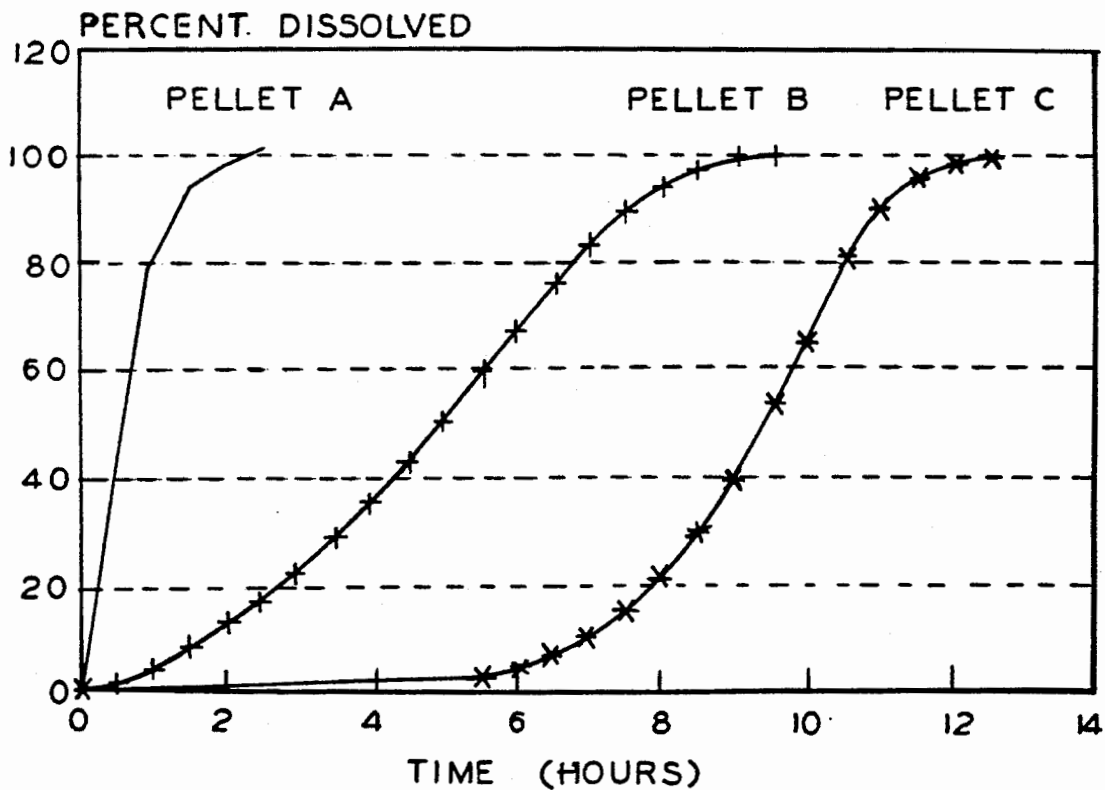
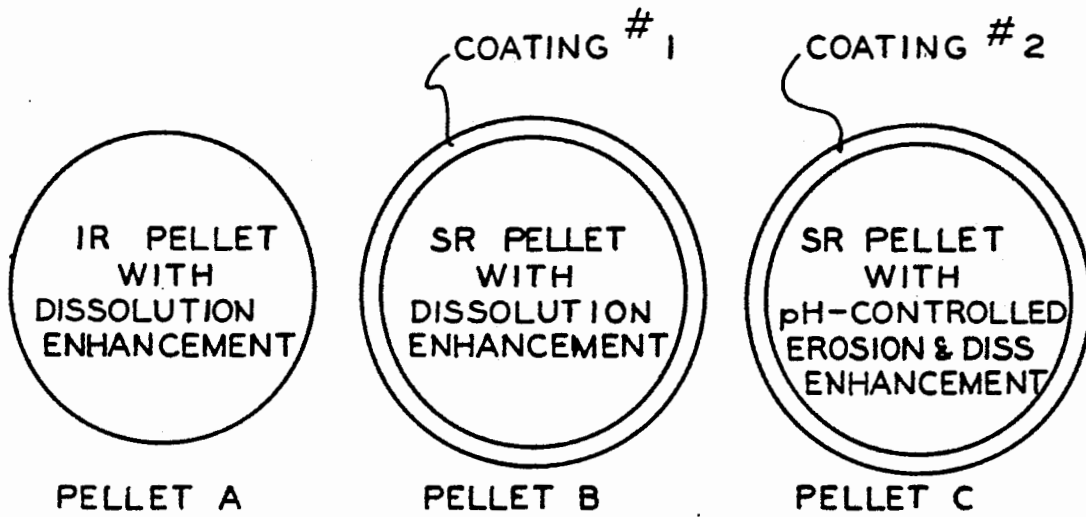


FIG. 1  
DOSAGE FORM COMPONENTS  
AND TARGET DISSOLUTION

**ADVANCED DRUG DELIVERY SYSTEM AND  
METHOD OF TREATING PSYCHIATRIC,  
NEUROLOGICAL AND OTHER DISORDERS  
WITH CARBAMAZEPINE**

The present invention relates to a method of delivery for carbamazepine which will provide steady and consistent blood levels of carbamazepine. The blood levels of carbamazepine are within a therapeutic range required for the treatment of epilepsy as well as other psychiatric, neurological and other disorders.

Carbamazepine is an iminostilbene derivative that is used clinically to treat seizure disorders, trigeminal neuralgia, and most recently, manic depressive illness.

The present invention provides a method and composition for delivery of carbamazepine which provides steady and consistent blood levels of carbamazepine within a therapeutic range. The therapeutic range is from about 6  $\mu\text{g/ml}$  to about 12  $\mu\text{g/ml}$  of carbamazepine over a period of time. Blood levels of carbamazepine of less than 4  $\mu\text{g/ml}$  have been found to be ineffective in treating clinical disorders and blood levels greater than 12  $\mu\text{g/ml}$  have been found to be likely to result in undesirable side effects such as neuromuscular disturbances, cardiovascular and gastrointestinal effects.

The present invention provides for the maintenance of blood levels of carbamazepine (C) so as to minimize  $C_{\text{max}}/C_{\text{min}}$  variation or fluctuation. An acceptable fluctuation in the blood level  $C_{\text{min}}/C_{\text{max}}$  ratio would be a range of from about 0.6 to about 1.0. Most preferably, the variation or fluctuation would range from about 0.8 to about 1.0.

The present invention maintains a therapeutic range of blood levels of carbamazepine effective for the treatment of disorders which include but are not limited to depression, trigeminal; neuralgia; chronic pain states; headaches; addictive states for: cocaine, alcohol, opiates and nicotine; other obsessive compulsive disorders and cardiovascular disease.

An embodiment of the present invention provides for a sustained release method of delivery of carbamazepine which is to be administered at least once a day, preferably twice a day; therefore, in accordance with an aspect of the present invention there is provided a steady and consistent blood level of carbamazepine within therapeutic range of from about 4  $\mu\text{g/ml}$  to about 12  $\mu\text{g/ml}$ , over a time period of at least 12 hours. In accordance with the present invention, within the hereinabove noted therapeutic range, the blood concentration of carbamazepine varies by not more than 60 percent and preferably by not more than 40 percent and most preferably by not more than 20% over a period of at least twelve hours.

The method of delivery of carbamazepine of the present invention provides for the following routes of administration sublingual, transmucosal, transdermal, parenteral and preferably oral. Parenteral administration would require an amount of carbamazepine of from about 100 mg to about 1000 mg per 12 hours. The dosage forms may include but are not limited to liquids, tablets, capsules, sprinkle dosage forms, chewable tablets and transdermal patches.

The sustained-release method of delivery of the present invention may be accomplished by administering multiple single unit dosage forms of equal or varying concentration of carbamazepine. Each such unit would

be designated to release its contents at varying times over at least a twelve hour time period so as to maintain a carbamazepine blood level within the therapeutic range previously described.

5 A preferred embodiment of the present invention provides for that the patient to be treated, ingest at a single point in time a dosage form containing carbamazepine capable of maintaining the patient's blood concentration at from about 4  $\mu\text{g/ml}$  to about 12  $\mu\text{g/ml}$  over at least a 12 hour time period, where the blood concentration of carbamazepine does not vary by more than 20%.

10 Such a dosage form may consist of one or more units, having the same or varying concentrations of carbamazepine, designed to release its contents at varying times so as to maintain a carbamazepine blood concentration level within the therapeutic range and for the time period previously described.

15 One preferred embodiment may comprise one single dosage form which contains multiple units within it, which are capable of releasing their contents at varying times. A second embodiment of the single dosage form, may also be to consist of one unit capable of immediately releasing a concentration of carbamazepine, then sustained-releasing carbamazepine at other time points as necessary to maintain blood levels within the therapeutic range. A third embodiment may be for the dosage form to be in multiple separate units capable of releasing carbamazepine at varying times, the separate multiple units as described above would all be ingested by the patient to be treated at the same time point.

20 Another embodiment of the present invention provides for a composition for treating a patient comprising an effective amount of carbamazepine and a pharmaceutically acceptable carrier which are sufficient for maintaining a blood concentration of carbamazepine within the therapeutic range and as described above.

25 Using either dosage form it is preferred that the dose of carbamazepine administered each 24 hour period is from about 800 mg to about 1200 mm. The dose is adjusted by the administering physician based upon the age, sex and weight of the patient to maintain therapeutic blood levels of carbamazepine.

30 Since carbamazepine is needed to be absorbed into the bloodstream over at least a twelve-hour period, it is preferred that the drug be administered in a dosage form that will reliably remain in the GI tract, in a sufficiently high region as to favor absorption.

35 To achieve and maintain the therapeutic range, a dose of from about 400 to about 600 mg per 12 hour period of carbamazepine makes it necessary to have a reasonably high loading of drug in the pellets. Because of this, it is preferred to have greater than 30% (W/W) of the pellet content as carbamazepine. It is preferable to have as great a concentration as possible, and therefore ideally as much as 95% (W/W) of each pellet would consist of the drug. It may not be practical to obtain this high loading of carbamazepine for all combinations of ingredients identified this application.

40 The term W/W as used herein is representative of a weight to weight ratio of the material specified to the weight of the unit dosage form as a whole.

45 For carbamazepine, it is preferred to have three different types of units in a single form multiple-unit dosage form. The first unit is an immediate release dosage form, preferably in pellet form. This component can also be a powder if necessary. In either case, the pellet should have a surface-active agent such as sodium lauryl sulfate, sodium monoglycerate, sorbitan monoole-

ate, polyoxyethylene sorbitan monooleate, glyceryl monostearate, glyceryl monooleate, glyceryl monobutyrate, any one of the Pluronic line of surface-active polymers, or any other suitable material with surface active properties or any combination of the above. Preferably the surface-active agent would be a combination of sodium monoglycerate and sodium lauryl sulfate. The concentration of these materials in this component can range from about 0.05 to about 10.0% (W/W).

The pellet should be made via a suitable process which makes the dosage form into a reasonably round unit. This process can be, for example, simple granulation, followed by sieving; extrusion and marumerization; rotogranulation; or any agglomeration process which results in a pellet of reasonable size and robustness. As stated earlier, it is also possible to have this immediate release component as a powder, although the preferred form is a pellet due to mixing and de-mixing considerations.

The materials to be admixed along with the drug and surfactant for this first pellet should possess sufficient binding properties to allow agglomeration to occur. These materials can be, but are not limited to, microcrystalline cellulose (such as Avicel), corn starch, pregelatinized starch (such as Starch 1500 or National 1551), potato starch, sodium carboxymethylated starch, sodium carboxymethylated cellulose, hydroxypropylmethyl cellulose, hydroxypropylcellulose, hydroxyethylcellulose, ethylcellulose, as well as any cellulose ether. In addition, any binder material such as gums (ex. Guar Gum) natural binders and derivatives such as alginates, chitosan, gelatin and gelatin derivatives, are also useful. Synthetic polymers such as polyvinylpyrrolidone (PVP), acrylic acid derivatives (Eudragit, Carbopol, etc.) and polyethylene glycol (PEG) are also useful as binders and matrix formers for the purpose of this invention. It may be useful to have these materials present in the range of from about 1.0 to about 60.0% (W/W) either in total, or individually in combination with one another. Preferably, these materials should be present in the range of from about 30 to about 50 percent (W/W).

It may also be necessary to incorporate a disintegrant into these pellets in order to facilitate dissolution of the active ingredient. For this purpose, any suitable tablet disintegrant can be utilized here, such as cross-linked sodium carboxymethylcellulose (Ac-Di-Sol), cross-linked sodium carboxymethyl starch (Explotab, Primo-jel), cross-linked PVP (Plasdone XL) or any other material possessing tablet disintegrant properties.

The second pellet should have a sustained release profile, and needs to be able to address the changing pH of the GI tract, and its effect on the absorption of carbamazepine. This pellet should have all of the ingredients as mentioned for pellet A, as well as some organic acid which will be useful to reduce the pH of the micro-environment of the pellet, and thus facilitate dissolution. These materials are, but not limited to, citric acid, lactic acid, tartaric acid, or other suitable organic acids. These materials should be present in concentrations of from about 0 to about 15.0% (W/W), preferably these materials would be present in concentrations of from about 5.0 to about 10.0 percent (W/W). The process for manufacturing these pellets is consistent to the process described above for the previous pellet.

In addition to the pellet, this component should have a controlling coat applied to the surface of the pellet such that the release of the drug from the pellet is con-

trolled and released over a 6–10 hour period. The materials used for this purpose can be, but are not limited to, ethylcellulose, hydroxypropylmethylcellulose, hydroxypropylcellulose, hydroxyethylcellulose, methylcellulose, nitrocellulose, carboxymethylcellulose, and any other cellulose ether, as well as copolymers of ethacrylic acid and methacrylic acid (Eudragit), or any other acrylic acid derivative (Carbopol, etc.) can be used. In addition, an enteric coating material can also be employed, either singularly, or in combination to the above non-pH sensitive coatings. These materials include, but are not limited to, hydroxypropylmethylcellulose phthalate and the phthalate esters of all the cellulose ethers. In addition, phthalate esters of the acrylic acid derivatives (Eudragit), or cellulose acetate phthalate. These coating materials can be employed in coating the surfaces in a range of from about 1.0% (W/W) to about 25% (W/W). Preferably these coating materials should be in a range of from about 8.0 to about 12.0 percent (W/W).

The third component in this system should be qualitatively similar to pellet B, in that the manufacturing process for producing this pellet is consistent with that of the first two pellets, and the microenvironment inside the pellet should be consistent with that of pellet B. However, this pellet should have some internal component for breaking down in the pH of the lower GI tract. Thus, it will be necessary to include some enteric or pH sensitive material into the pellet to facilitate erosion and breakdown in the lower GI tract. This material can be, but is not limited to, cellulose acetate phthalate, hydroxypropylmethylcellulose phthalate, any additional cellulose ether phthalates, any of the acrylic acid derivative phthalates (Eudragit), as well as any enteric coating material, such as shellac, zein, or others. The concentration of these materials in the pellet should be from about 1.0 to about 15.0% (W/W), preferably the concentration of amaterials should be from about 5.0 to about 10.0 percent (W/W).

The coating of this third pellet should be similar to the coating for pellet B, except that it should have a considerable pH sensitivity associated with it. Therefore, it would be desirable to coat pellet C with any of the pH sensitive, or enteric coating materials listed above, either singularly, or in combination with any coating material mentioned above. The coating level of this pellet should range from about 1.0 to about 15.0% (W/W), preferably the concentration of materials should be from about 5.0 to about 12.0 percent (W/W).

#### BRIEF DESCRIPTION OF THE DRAWINGS

Each pellet should have its own dissolution profile associated with the formulation assigned to it. The target dissolution curves for the three pellets can be seen in FIG. 1.

This FIGURE shows a schematic of the three pellets, as well as the target dissolution for the materials. Depending on the formulation chosen in this invention, the exact ratios of each of the pellets may need to be adjusted. The amount of pellet A in the formulation should preferably range from about 5.0 to about 25.0%. The amount of Pellet B in the dosage form should range from about 15.0 to about 70.0%. The dosage form for Pellet C should be in a range of from about 10.0 to about 50.0%.

While the present invention has been described in conjunction with specific embodiments thereof, it is evident that many alternatives, modifications and varia-

tions will be apparent to those skilled in the art in view of the foregoing description. Accordingly, the plenary invention is intended to embrace all such alternatives, modifications and variations as falling within the broadest scope and spirit of the described invention.

The following examples illustrate the invention in more detail without limiting the scope thereof.

### EXAMPLES

The examples are presented in three groups, one for each pellet type as described above.

Pellet A: Immediate Release Component		
	Percent	Kilograms
<u>Example 1:</u>		
Microcrystalline Cellulose, N.F. (MCC) (Avicel PH-101/102, Emcocel, etc.)	40.0	0.4
Hydroxypropylmethylcellulose (HPMC) (Methocel E5/E50/K5/K50)	2.5	0.025
Croscarmellose, Type A, N.F. (Ac-Di-Sol)	2.0	0.02
Sodium Lauryl Sulfate (SLS)	0.1	0.001
Carbamazepine	55.4	0.554
Total	100.0	1.000
<u>Example 2:</u>		
MCC	40.0	0.4
HPMC	5.0	0.05
Sodium Starch Glycolate, N.F. (Explotab, Primojel)	8.0	0.08
SLS	0.3	0.003
Carbamazepine	46.7	0.467
Total	100.0	1.000
<u>Example 3:</u>		
MCC	20.0	0.2
Pre-gelatinized Starch (STARCH 1500, National 1551)	15.0	0.15
Croscarmellose	5.0	0.05
Corn Starch, U.S.P. (as paste)	5.0	0.05
Dioctyl Sodium Sulfosuccinate (DDS)	0.5	0.005
Carbamazepine	54.5	0.545
Total	100.0	1.000
<u>Example 4:</u>		
MCC	15.0	0.15
MCC/Carboxymethyl Cellulose (CMC) (Avicel RC Grade)	15.0	0.15
Croscarmellose	5.0	0.05
SLS	0.5	0.005
Carbamazepine	64.5	0.645
Total	100.0	1.000
<u>Example 5:</u>		
MCC/CMC	20.0	0.2
Croscarmellose	3.0	0.03
Sodium Starch Glycolate	5.0	0.05
HPMC	8.0	0.08
DDS	0.5	0.005
Carbamazepine	63.5	0.635
Total	100.0	1.000
<u>Example 6:</u>		
MCC	10.0	0.10
MCC/CMC	10.0	0.10
Croscarmellose	5.0	0.05
DDS	0.5	0.005
Carbamazepine	74.5	0.745
Total	100.0	1.000
<u>Example 7:</u>		
MCC/CMC	25.0	0.25
Polyacrylic Acid (Carbomer)	10.0	0.1
SLS	0.2	0.002
Sodium Starch Glycolate	7.5	0.075
Carbamazepine	57.3	0.573
Total	100.0	1.000
<u>Example 8:</u>		
MCC	30.0	0.30
HPMC	7.5	0.075
Croscarmellose	5.0	0.05

-continued

Sodium bis-(2-ethylhexyl)sulfosuccinate (Aerosol OT)	1.5	0.015
Carbamazepine	56.0	0.560
Total	100.0	1.000
<u>Example 9:</u>		
MCC	25.0	0.25
HPMC	5.0	0.05
Mono/Di/Tri-glyceride Mixture (Atmul-84S)	10.0	0.1
SLS	0.5	0.005
Carbamazepine	59.5	0.595
Total	100.0	1.000
<u>Example 10:</u>		
MCC	25.0	0.25
Polyvinylpyrrolidone (PVP) (Plasdone)	8.0	0.08
Sodium Monoglycerate (Myvaplex)	8.0	0.08
SLS	0.35	0.0035
Carbamazepine	58.65	0.5865
Total	100.0	1.0000
<u>Example 11:</u>		
MCC	30.0	0.3
HPMC	5.0	0.05
Sodium Monoglycerate	8.0	0.08
Tartaric Acid	5.0	0.05
SLS	0.2	0.002
Carbamazepine	51.8	0.518
Total	100.0	1.000
Coating:		
Ethacrylic/Methacrylic Acid Esters (Eudragit RS100)	45.0	0.45
Ethacrylic/Methacrylic Acid Esters (Eudragit RL100)	45.0	0.45
Propylene Glycol	9.0	0.09
Talc	1.0	0.01
Total	100.0	1.00
<u>Example 12:</u>		
35 Same core pellet as in example 11		
Coating:		
HPMC (Methocel E50)	45.0	0.45
Ethylcellulose (Ethocel)	45.0	0.45
Polyethylene Glycol 400 (PEG400)	10.0	0.10
Total	100.0	1.00
<u>Example 13:</u>		
40 Same core pellet as in example 11		
Coating:		
HPMC	20.0	0.20
Ethylcellulose	70.0	0.70
PEG400	10.0	0.10
Total	100.0	1.00
<u>Example 14:</u>		
MCC	15.0	0.15
MCC/CMC Mixture	15.0	0.15
Citric Acid	6.0	0.06
DSS	0.8	0.008
Carbamazepine	63.2	0.632
Total	100.0	1.000
Coating:		
HPMC (Methocel K5M)	10.0	0.10
HPMC (Methocel E50)	14.0	0.14
Ethylcellulose	66.0	0.66
PEG400	10.0	0.10
Total	100.0	1.00
<u>Example 15:</u>		
Core pellet from example 14		
Coating from example 11		
<u>Example 16:</u>		
Core pellet from example 14		
Coating from example 12		
<u>Example 16:</u>		
Core pellet from example 14		
Coating from example 13		
<u>Example 17:</u>		
MCC	30.0	0.3
PVP	8.0	0.08
Mono/Di/Tri-Glyceride Mixture	8.0	0.08

# Explore Litigation Insights

Docket Alarm provides insights to develop a more informed litigation strategy and the peace of mind of knowing you're on top of things.

## Real-Time Litigation Alerts



Keep your litigation team up-to-date with **real-time alerts** and advanced team management tools built for the enterprise, all while greatly reducing PACER spend.

Our comprehensive service means we can handle Federal, State, and Administrative courts across the country.

## Advanced Docket Research



With over 230 million records, Docket Alarm's cloud-native docket research platform finds what other services can't. Coverage includes Federal, State, plus PTAB, TTAB, ITC and NLRB decisions, all in one place.

Identify arguments that have been successful in the past with full text, pinpoint searching. Link to case law cited within any court document via Fastcase.

## Analytics At Your Fingertips



Learn what happened the last time a particular judge, opposing counsel or company faced cases similar to yours.

Advanced out-of-the-box PTAB and TTAB analytics are always at your fingertips.

## API

Docket Alarm offers a powerful API (application programming interface) to developers that want to integrate case filings into their apps.

## LAW FIRMS

Build custom dashboards for your attorneys and clients with live data direct from the court.

Automate many repetitive legal tasks like conflict checks, document management, and marketing.

## FINANCIAL INSTITUTIONS

Litigation and bankruptcy checks for companies and debtors.

## E-DISCOVERY AND LEGAL VENDORS

Sync your system to PACER to automate legal marketing.