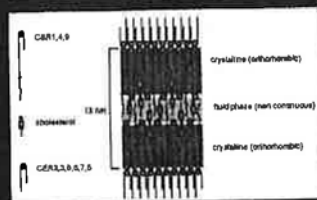
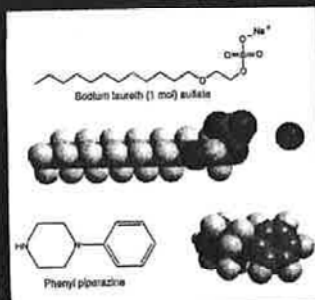
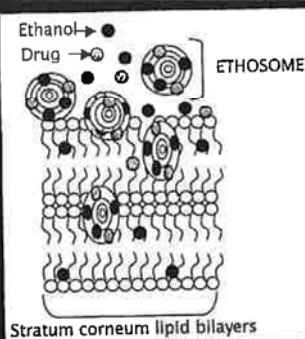
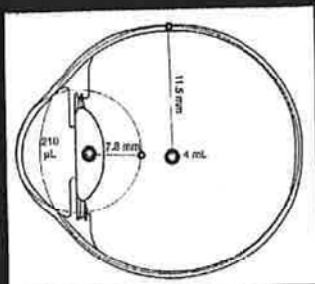


Enhancement in Drug Delivery



Edited by
Elka Touitou
Brian W. Barry

 CRC Press
Taylor & Francis Group

Noven Pharmaceuticals, Inc.
EX2011

CRC Press
Taylor & Francis Group
6000 Broken Sound Parkway NW, Suite 300
Boca Raton, FL 33487-2742

© 2007 by Taylor & Francis Group, LLC
CRC Press is an imprint of Taylor & Francis Group, an Informa business

No claim to original U.S. Government works
Printed in the United States of America on acid-free paper
10 9 8 7 6 5 4 3 2 1

International Standard Book Number-10: 0-8493-3203-6 (Hardcover)
International Standard Book Number-13: 978-0-8493-3203-6 (Hardcover)

This book contains information obtained from authentic and highly regarded sources. Reprinted material is quoted with permission, and sources are indicated. A wide variety of references are listed. Reasonable efforts have been made to publish reliable data and information, but the author and the publisher cannot assume responsibility for the validity of all materials or for the consequences of their use.

No part of this book may be reprinted, reproduced, transmitted, or utilized in any form by any electronic, mechanical, or other means, now known or hereafter invented, including photocopying, microfilming, and recording, or in any information storage or retrieval system, without written permission from the publishers.

For permission to photocopy or use material electronically from this work, please access www.copyright.com (<http://www.copyright.com>) or contact the Copyright Clearance Center, Inc. (CCC) 222 Rosewood Drive, Danvers, MA 01923, 978-750-8400. CCC is a not-for-profit organization that provides licenses and registration for a variety of users. For organizations that have been granted a photocopy license by the CCC, a separate system of payment has been arranged.

Trademark Notice: Product or corporate names may be trademarks or registered trademarks, and are used only for identification and explanation without intent to infringe.

Library of Congress Cataloging-in-Publication Data

Enhancement in drug delivery / edited by Elka Toutou, Brian W. Barry.
p. ; cm.

Includes bibliographical references and index.

ISBN 0-8493-3203-6

1. Drug delivery systems. 2. Drugs--Dosage forms. 3. Drugs--Physiological transport. 4. Absorption (Physiology) I. Toutou, Elka, 1942- II. Barry, Brian W., 1939-

[DNLN: 1. Drug Administration Routes. 2. Adjuvants, Pharmaceutic. 3. Drug Delivery Systems. WB 340 E58 2006]

RS199.5.E54 2006
615'.1--dc22

2006045582

Visit the Taylor & Francis Web site at
<http://www.taylorandfrancis.com>

and the CRC Press Web site at
<http://www.crcpress.com>

y
c
e
s
d
c
y

12 Chemical Permeation Enhancement

Adrian C. Williams and Brian W. Barry

CONTENTS

12.1	Introduction	233
12.2	Background.....	234
12.3	Major Classes of Chemical Penetration Enhancers.....	234
12.3.1	Water.....	235
12.3.2	Sulfoxides and Similar Chemicals.....	237
12.3.3	Azone	238
12.3.4	Pyrrolidones.....	239
12.3.5	Fatty Acids.....	240
12.3.6	Alcohols, Fatty Alcohols, and Glycols.....	242
12.3.7	Surfactants.....	243
12.3.8	Urea.....	244
12.3.9	Essential Oils, Terpenes, and Terpenoids.....	244
12.3.10	Phospholipids.....	246
12.3.11	Ceramide Analogs.....	247
12.3.12	Solvents at High Concentrations.....	247
12.3.13	Metabolic Interventions.....	247
12.3.14	Enhancer Combinations.....	247
12.4	General Comments on Penetration Enhancers.....	248
	References	251

12.1 INTRODUCTION

Among the myriad strategies employed to increase both the amount of a therapeutic agent traversing the skin and the range of drugs that can be effectively delivered through this route, lies in the application of chemical penetration enhancers. These agents interact with stratum corneum constituents to promote drug flux. Such materials have been used empirically in topical and transdermal preparations for as long as pastes, poultices, creams, and ointments have been applied to skin, though it is only over the last four decades that enhancers have been employed deliberately for this specific purpose. To date, nearly 400 chemicals have been evaluated as penetration enhancers (accelerants, absorption promoters), yet their inclusion into topical or transdermal formulations is limited because the underlying mechanisms of action of these agents are seldom clearly defined and regulatory approval is costly and difficult. Here, we review some applications of the more widely investigated chemical penetration enhancers and consider some of the complex mechanisms by which they may exert their activities.

mixtures of enhancers that increased the skin permeability to macromolecules, such as heparin, luteinizing hormone-releasing hormone, and an oligonucleotides, by up to 100-fold. The two most successful SCOPE formulations were a mixture of sodium laureth sulfate with phenyl piperazine (Figure 12.7a) and a combination of *N*-lauroyl sarcosine with sorbitan monolaurate (Figure 12.7b).

Future work may elucidate why the areas of potency hot spots were so restricted, and the fundamental molecular mechanisms producing the enhancement. The molecular structures of the most successful SCOPE mixtures, as illustrated in Figure 12.7, suggest that surface-active phenomena may play a crucial role.

Instead of using a screening approach, with its heavy workload, investigators have tried other techniques. Many studies demonstrated that a rule-based approach to enhancement was fraught with difficulties; enhancer combinations in different vehicles for specific permeants traversing a particular membrane thus tend to be evaluated on a case-by-case basis [72,73]. However, attempts have been made at a more rational approach to enhancer selection, applying quantitative (and qualitative) structure-activity relationships to penetration enhancers [74-77]. Naturally, such models depend upon the quality of data used to obtain the relationship. Hence inclusion of information derived from, for example, different animal models or dosing regimens must be carefully assessed as the generated relationship may only be applicable to the specific conditions used in obtaining the input data.

12.4 GENERAL COMMENTS ON PENETRATION ENHANCERS

The list of materials that have been used as penetration enhancers as discussed above is not exhaustive but is intended to illustrate the range of agents that have been employed for facilitating transdermal drug delivery. Several common themes emerge from these considerations:

1. It is difficult to select rationally a penetration enhancer for a given permeant. Accelerant potencies appear to be drug specific, or at best may be predictive for a series of permeants with similar physicochemical properties (such as similar partition coefficients, molecular weights, and solubilities). Some broad trends are apparent, such as the use of hydrocarbon monoterpenes for lipophilic permeants, but the level of enhancement expected for these agents is unpredictable.
2. Penetration enhancements through animal skins, and rodent tissues in particular, are generally considerably greater than those obtained with human skin, correlating with the increased barrier resistance of human stratum corneum. Hairless mouse skin is particularly fragile and its use may grossly mislead the investigator. Most experiments are performed *in vitro*, although there are exceptions, for example, the use of confocal Raman spectroscopy to monitor the penetration of DMSO through volunteer skin [78].
3. Accelerants tend to work well with cosolvents such as PG or ethanol. Synergistic effects arise enhancers such as azone, oleic acid (and other fatty acids), and terpenes dissolved in, for example, PG.
4. Many enhancers have a complex concentration-dependent effect. This is shown clearly by azone, which is effective in promoting the transdermal flux of many drugs when used at 1% in PG but which is far less potent when applied at higher concentrations or neat.
5. Potential mechanisms of action of enhancers are varied, and can range from direct effects on the skin to modification of the formulation. Thus, directly acting on the skin, enhancers can do the following (see Figure 12.1):
 - (i) Modify the intercellular lipid domains to reduce the barrier resistance of the bilayer lipids. Disruption to the lipid bilayers could be homogeneous where the enhancer

ch as
> 100-
sulfate
rbitan

id the
res of
active

: tried
it was
reants
'2,73].
ction,
n en-
in the
nimal
> may

is not
tating

lerant
ics of
oeffi-
ch as
el of

r, are
; with
cin is
nents
ifocal
[78].
ffects
olved

learly
when
ns or

direct
n the

ilayer
ancer

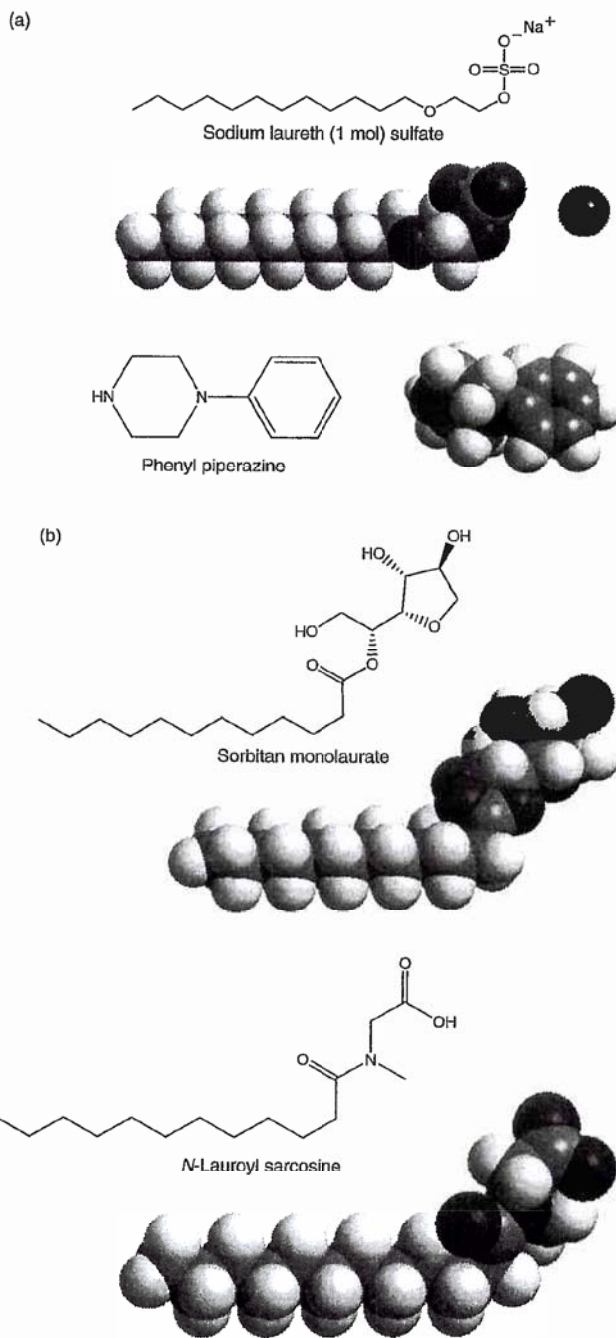


FIGURE 12.7 The two most potent SCOPE formulations. (a) A mixture of sodium laureth sulfate with phenyl piperazine and (b) a combination of sodium monolaurate with *N*-lauroyl sarcosine. (From Karande, P., Jain, A. and Mitragotri, S. *Nat Biotechnol* 22:192, 2004.)

Explore Litigation Insights

Docket Alarm provides insights to develop a more informed litigation strategy and the peace of mind of knowing you're on top of things.

Real-Time Litigation Alerts



Keep your litigation team up-to-date with **real-time alerts** and advanced team management tools built for the enterprise, all while greatly reducing PACER spend.

Our comprehensive service means we can handle Federal, State, and Administrative courts across the country.

Advanced Docket Research



With over 230 million records, Docket Alarm's cloud-native docket research platform finds what other services can't. Coverage includes Federal, State, plus PTAB, TTAB, ITC and NLRB decisions, all in one place.

Identify arguments that have been successful in the past with full text, pinpoint searching. Link to case law cited within any court document via Fastcase.

Analytics At Your Fingertips



Learn what happened the last time a particular judge, opposing counsel or company faced cases similar to yours.

Advanced out-of-the-box PTAB and TTAB analytics are always at your fingertips.

API

Docket Alarm offers a powerful API (application programming interface) to developers that want to integrate case filings into their apps.

LAW FIRMS

Build custom dashboards for your attorneys and clients with live data direct from the court.

Automate many repetitive legal tasks like conflict checks, document management, and marketing.

FINANCIAL INSTITUTIONS

Litigation and bankruptcy checks for companies and debtors.

E-DISCOVERY AND LEGAL VENDORS

Sync your system to PACER to automate legal marketing.