



APPLICATION NO.	ISSUE DATE	PATENT NO.	ATTORNEY DOCKET NO.	CONFIRMATION NO.
11/357,687	09/01/2009	7582621	064507-5014US	4964

43850 7590 08/12/2009
MORGAN, LEWIS & BOCKIUS LLP (SF)
One Market, Spear Street Tower, Suite 2800
San Francisco, CA 94105

ISSUE NOTIFICATION

The projected patent number and issue date are specified above.

Determination of Patent Term Adjustment under 35 U.S.C. 154 (b) (application filed on or after May 29, 2000)

The Patent Term Adjustment is 267 day(s). Any patent to issue from the above-identified application will include an indication of the adjustment on the front page.

If a Continued Prosecution Application (CPA) was filed in the above-identified application, the filing date that determines Patent Term Adjustment is the filing date of the most recent CPA.

Applicant will be able to obtain more detailed information by accessing the Patent Application Information Retrieval (PAIR) WEB site (<http://pair.uspto.gov>).

Any questions regarding the Patent Term Extension or Adjustment determination should be directed to the Office of Patent Legal Administration at (571)-272-7702. Questions relating to issue and publication fee payments should be directed to the Customer Service Center of the Office of Patent Publication at (571)-272-4200.

APPLICANT(s) (Please see PAIR WEB site <http://pair.uspto.gov> for additional applicants):

Stephen J. Baker, Mountain View, CA;
Tsutomu Akama, Sunnyvale, CA;
Carolyn Bellinger-Kawahara, Redwood City, CA;
Vincent S. Hernandez, Watsonville, CA;
Karin M. Hold, Belmont, CA;
James J. Leyden, Malvern, PA;
Kirk R. Maples, San Jose, CA;
Jacob J. Plattner, Berkeley, CA;
Virginia Sanders, San Francisco, CA;
Yong-Kang Zhang, San Jose, CA;



NOTICE OF ALLOWANCE AND FEE(S) DUE

43850 7590 04/22/2009

MORGAN, LEWIS & BOCKIUS LLP (SF)
One Market, Spear Street Tower, Suite 2800
San Francisco, CA 94105

EXAMINER
SHIAO, REI TSANG
ART UNIT PAPER NUMBER

1626
DATE MAILED: 04/22/2009

Table with 5 columns: APPLICATION NO., FILING DATE, FIRST NAMED INVENTOR, ATTORNEY DOCKET NO., CONFIRMATION NO.

11/357,687 02/16/2006 Stephen J. Baker 064507-5014US 4964

TITLE OF INVENTION: BORON-CONTAINING SMALL MOLECULES

Table with 7 columns: APPLN. TYPE, SMALL ENTITY, ISSUE FEE DUE, PUBLICATION FEE DUE, PREV. PAID ISSUE FEE, TOTAL FEE(S) DUE, DATE DUE

nonprovisional YES \$755 \$300 \$0 \$1055 07/22/2009

THE APPLICATION IDENTIFIED ABOVE HAS BEEN EXAMINED AND IS ALLOWED FOR ISSUANCE AS A PATENT. PROSECUTION ON THE MERITS IS CLOSED. THIS NOTICE OF ALLOWANCE IS NOT A GRANT OF PATENT RIGHTS. THIS APPLICATION IS SUBJECT TO WITHDRAWAL FROM ISSUE AT THE INITIATIVE OF THE OFFICE OR UPON PETITION BY THE APPLICANT. SEE 37 CFR 1.313 AND MPEP 1308.

THE ISSUE FEE AND PUBLICATION FEE (IF REQUIRED) MUST BE PAID WITHIN THREE MONTHS FROM THE MAILING DATE OF THIS NOTICE OR THIS APPLICATION SHALL BE REGARDED AS ABANDONED. THIS STATUTORY PERIOD CANNOT BE EXTENDED. SEE 35 U.S.C. 151. THE ISSUE FEE DUE INDICATED ABOVE DOES NOT REFLECT A CREDIT FOR ANY PREVIOUSLY PAID ISSUE FEE IN THIS APPLICATION. IF AN ISSUE FEE HAS PREVIOUSLY BEEN PAID IN THIS APPLICATION (AS SHOWN ABOVE), THE RETURN OF PART B OF THIS FORM WILL BE CONSIDERED A REQUEST TO REAPPLY THE PREVIOUSLY PAID ISSUE FEE TOWARD THE ISSUE FEE NOW DUE.

HOW TO REPLY TO THIS NOTICE:

I. Review the SMALL ENTITY status shown above.

If the SMALL ENTITY is shown as YES, verify your current SMALL ENTITY status:

A. If the status is the same, pay the TOTAL FEE(S) DUE shown above.

B. If the status above is to be removed, check box 5b on Part B - Fee(s) Transmittal and pay the PUBLICATION FEE (if required) and twice the amount of the ISSUE FEE shown above, or

If the SMALL ENTITY is shown as NO:

A. Pay TOTAL FEE(S) DUE shown above, or

B. If applicant claimed SMALL ENTITY status before, or is now claiming SMALL ENTITY status, check box 5a on Part B - Fee(s) Transmittal and pay the PUBLICATION FEE (if required) and 1/2 the ISSUE FEE shown above.

II. PART B - FEE(S) TRANSMITTAL, or its equivalent, must be completed and returned to the United States Patent and Trademark Office (USPTO) with your ISSUE FEE and PUBLICATION FEE (if required). If you are charging the fee(s) to your deposit account, section "4b" of Part B - Fee(s) Transmittal should be completed and an extra copy of the form should be submitted. If an equivalent of Part B is filed, a request to reapply a previously paid issue fee must be clearly made, and delays in processing may occur due to the difficulty in recognizing the paper as an equivalent of Part B.

III. All communications regarding this application must give the application number. Please direct all communications prior to issuance to Mail Stop ISSUE FEE unless advised to the contrary.

IMPORTANT REMINDER: Utility patents issuing on applications filed on or after Dec. 12, 1980 may require payment of maintenance fees. It is patentee's responsibility to ensure timely payment of maintenance fees when due.



UNITED STATES PATENT AND TRADEMARK OFFICE

UNITED STATES DEPARTMENT OF COMMERCE
United States Patent and Trademark Office
Address: COMMISSIONER FOR PATENTS
P. O. Box 1450
Alexandria, Virginia 22313-1450
www.uspto.gov

Table with columns: APPLICATION NO., FILING DATE, FIRST NAMED INVENTOR, ATTORNEY DOCKET NO., CONFIRMATION NO., EXAMINER, ART UNIT, PAPER NUMBER. Includes application details for Stephen J. Baker and examiner SHIAO, REI TSANG.

Determination of Patent Term Adjustment under 35 U.S.C. 154 (b)
(application filed on or after May 29, 2000)

The Patent Term Adjustment to date is 267 day(s). If the issue fee is paid on the date that is three months after the mailing date of this notice and the patent issues on the Tuesday before the date that is 28 weeks (six and a half months) after the mailing date of this notice, the Patent Term Adjustment will be 267 day(s).

If a Continued Prosecution Application (CPA) was filed in the above-identified application, the filing date that determines Patent Term Adjustment is the filing date of the most recent CPA.

Applicant will be able to obtain more detailed information by accessing the Patent Application Information Retrieval (PAIR) WEB site (http://pair.uspto.gov).

Any questions regarding the Patent Term Extension or Adjustment determination should be directed to the Office of Patent Legal Administration at (571)-272-7702. Questions relating to issue and publication fee payments should be directed to the Customer Service Center of the Office of Patent Publication at 1-(888)-786-0101 or (571)-272-4200.

Notice of Allowability

Application No. 11/357,687	Applicant(s) BAKER ET AL.	
Examiner REI-TSANG SHIAO	Art Unit 1626	

-- The MAILING DATE of this communication appears on the cover sheet with the correspondence address--

All claims being allowable, PROSECUTION ON THE MERITS IS (OR REMAINS) CLOSED in this application. If not included herewith (or previously mailed), a Notice of Allowance (PTOL-85) or other appropriate communication will be mailed in due course. **THIS NOTICE OF ALLOWABILITY IS NOT A GRANT OF PATENT RIGHTS.** This application is subject to withdrawal from issue at the initiative of the Office or upon petition by the applicant. See 37 CFR 1.313 and MPEP 1308.

- 1. This communication is responsive to amendment filed on 1/23/2009.
- 2. The allowed claim(s) is/are 27-31, 40, and 42-47, now are 1-12.
- 3. Acknowledgment is made of a claim for foreign priority under 35 U.S.C. § 119(a)-(d) or (f).
 - a) All b) Some* c) None of the:
 - 1. Certified copies of the priority documents have been received.
 - 2. Certified copies of the priority documents have been received in Application No. _____.
 - 3. Copies of the certified copies of the priority documents have been received in this national stage application from the International Bureau (PCT Rule 17.2(a)).

* Certified copies not received: _____.

Applicant has THREE MONTHS FROM THE "MAILING DATE" of this communication to file a reply complying with the requirements noted below. Failure to timely comply will result in ABANDONMENT of this application.

THIS THREE-MONTH PERIOD IS NOT EXTENDABLE.

- 4. A SUBSTITUTE OATH OR DECLARATION must be submitted. Note the attached EXAMINER'S AMENDMENT or NOTICE OF INFORMAL PATENT APPLICATION (PTO-152) which gives reason(s) why the oath or declaration is deficient.
 - 5. CORRECTED DRAWINGS (as "replacement sheets") must be submitted.
 - (a) including changes required by the Notice of Draftsperson's Patent Drawing Review (PTO-948) attached
 - 1) hereto or 2) to Paper No./Mail Date _____.
 - (b) including changes required by the attached Examiner's Amendment / Comment or in the Office action of Paper No./Mail Date _____.
- Identifying indicia such as the application number (see 37 CFR 1.84(c)) should be written on the drawings in the front (not the back) of each sheet. Replacement sheet(s) should be labeled as such in the header according to 37 CFR 1.121(d).**
- 6. DEPOSIT OF and/or INFORMATION about the deposit of BIOLOGICAL MATERIAL must be submitted. Note the attached Examiner's comment regarding REQUIREMENT FOR THE DEPOSIT OF BIOLOGICAL MATERIAL.

Attachment(s)

- 1. Notice of References Cited (PTO-892)
- 2. Notice of Draftsperson's Patent Drawing Review (PTO-948)
- 3. Information Disclosure Statements (PTO/SB/08),
Paper No./Mail Date _____
- 4. Examiner's Comment Regarding Requirement for Deposit
of Biological Material
- 5. Notice of Informal Patent Application
- 6. Interview Summary (PTO-413),
Paper No./Mail Date _____.
- 7. Examiner's Amendment/Comment
- 8. Examiner's Statement of Reasons for Allowance
- 9. Other _____.

/REI-TSANG SHIAO /
Primary Examiner, Art Unit 1626

DETAILED ACTION

1. This application claims benefit of the provisional application: 60/654,060 with a filing date 02/16/2005.
2. Amendment of claims 27 and 40, cancellation of claims 1-26 and 32-39, 41, and addition of claims 43-47 in the amendment filed on January 23, 2009 is acknowledged. Claims 27-31, 40, and 42-47 are pending in the application. No new matter is found. Since the newly added claims 43-47 are commensurate with the scope of the invention, claims 27-31, 40, and 42-47 are prosecuted in the case.

Reasons for Allowance

3. The rejection of claims 27-31, 40 and 42 under 35 U.S.C. 112, first paragraph has been overcome in the amendment filed on January 23, 2009.
4. Applicant's arguments regarding the rejection of claims 27-31, 40, and 42 under 35 U.S.C. 103(a) over Austin et al. '024 in view of Answre.com filed on January 23, 2009 have been fully considered and they are persuasive. Since Austin et al. '024 or Answre.com does not disclose the instant invention of methods of use for treating infection in an animal, therefor the instant invention is distinct from Austin et al. The rejection of claims 27-31, 40, and 42 under 35 U.S.C. 103(a) over Austin et al. '024 in view of Answre.com has been withdrawn herein. Since claim 41 has been canceled, the rejection of claim 41 under 35 U.S.C. 103(a) is obviated herein.
5. Since claims 53-54 and 58 of Baker et al. co-pending application No. 11/505,591 have been canceled, the provisional rejection of claims 27-31, 40, and 42 under the

Art Unit: 1626

obviousness-type double patenting over Baker et al. co-pending application No. 11/505,591 has been withdrawn herein.

6. Claims 27-31, 40, and 42-47 are neither anticipated nor rendered obvious over the art of record, and therefore are allowable. A suggestion for modification of above reference to obtain the instant methods of use has not been found. Claims 27-31, 40, and 42-47 are allowed.

Any comments considered necessary by applicant must be submitted no later than the payment of the issue fee and, to avoid processing delays, should preferably accompany the issue fee. Such submissions should be clearly labeled "Comments on Statement of Reasons for Allowance".

Conclusion

Any inquiry concerning this communication or earlier communications from the examiner should be directed to Rei-tsang Shiao whose telephone number is (571) 272-0707. The examiner can normally be reached on 8:30 AM - 5:00 PM.

If attempts to reach the examiner by telephone are unsuccessful, the examiner's supervisor, Joseph K. McKane can be reached on (571) 272-0699. The fax phone number for the organization where this application or proceeding is assigned is 571-273-8300.

Information regarding the status of an application may be obtained from the Patent Application Information Retrieval (PAIR) system. Status information for published applications may be obtained from either Private PAIR or Public PAIR.


Art Unit: 1626

Status information for unpublished applications is available through Private PAIR only.

For more information about the PAIR system, see <http://pair-direct.uspto.gov>. Should you have questions on access to the Private PAIR system, contact the Electronic Business Center (EBC) at 866-217-9197 (toll-free). If you would like assistance from a USPTO Customer Service Representative or access to the automated information system, call 800-786-9199 (IN USA OR CANADA) or 571-272-1000.

/REI-TSANG SHIAO /
Primary Examiner, Art Unit 1626

April 20, 2009

Issue Classification 	Application/Control No. 11/357,687	Applicant(s)/Patent under Reexamination BAKER ET AL.
	Examiner REI-TSANG SHIAO	Art Unit 1626

ISSUE CLASSIFICATION													
ORIGINAL					INTERNATIONAL CLASSIFICATION								
CLASS		SUBCLASS			CLAIMED				NON-CLAIMED				
514		64			A	61	K	31	/69				/
					C	07	F	5	/04				/
CLASS		SUBCLASS (ONE SUBCLASS PER BLOCK)							/				/
558		288							/				/
									/				/
									/				/
									/				/
									/				/
				/Rei-tsang Shiao/ 4/20/2009				Total Claims Allowed: 12					
(Assistant Examiner) (Date)				(Primary Examiner) (Date)				O.G. Print Claim(s)		O.G. Print Fig.			
(Legal Instruments Examiner) (Date)								1		NONE			

<input type="checkbox"/> Claims renumbered in the same order as presented by applicant												<input type="checkbox"/> CPA		<input type="checkbox"/> T.D.		<input type="checkbox"/> R.1.47	
Final	Original	Final	Original	Final	Original	Final	Original	Final	Original	Final	Original	Final	Original	Final	Original		
	1	5	31		61		91		121		151		181				
	2		32		62		92		122		152		182				
	3		33		63		93		123		153		183				
	4		34		64		94		124		154		184				
	5		35		65		95		125		155		185				
	6		36		66		96		126		156		186				
	7		37		67		97		127		157		187				
	8		38		68		98		128		158		188				
	9		39		69		99		129		159		189				
	10	6	40		70		100		130		160		190				
	11		41		71		101		131		161		191				
	12	7	42		72		102		132		162		192				
	13	8	43		73		103		133		163		193				
	14	9	44		74		104		134		164		194				
	15	10	45		75		105		135		165		195				
	16	11	46		76		106		136		166		196				
	17	12	47		77		107		137		167		197				
	18		48		78		108		138		168		198				
	19		49		79		109		139		169		199				
	20		50		80		110		140		170		200				
	21		51		81		111		141		171		201				
	22		52		82		112		142		172		202				
	23		53		83		113		143		173		203				
	24		54		84		114		144		174		204				
	25		55		85		115		145		175		205				
	26		56		86		116		146		176		206				
1	27		57		87		117		147		177		207				
2	28		58		88		118		148		178		208				
3	29		59		89		119		149		179		209				
4	30		60		90		120		150		180		210				


UNITED STATES PATENT AND TRADEMARK OFFICE

UNITED STATES DEPARTMENT OF COMMERCE
United States Patent and Trademark Office
 Address: COMMISSIONER FOR PATENTS
 P.O. Box 1450
 Alexandria, Virginia 22313-1450
 www.uspto.gov

BIB DATA SHEET
CONFIRMATION NO. 4964

SERIAL NUMBER	FILING or 371(c) DATE	CLASS	GROUP ART UNIT	ATTORNEY DOCKET NO.	
11/357,687	02/16/2006	514	1626	064507-5014US	
APPLICANTS					
Stephen J. Baker, Mountain View, CA; Tsutomu Akama, Sunnyvale, CA; Carolyn Bellinger-Kawahara, Redwood City, CA; Vincent S. Hernandez, Watsonville, CA; Karin M. Hold, Belmont, CA; James J. Leyden, Malvern, PA; Kirk R. Maples, San Jose, CA; Jacob J. Plattner, Berkeley, CA; Virginia Sanders, San Francisco, CA; Yong-Kang Zhang, San Jose, CA;					
** CONTINUING DATA ***** This appln claims benefit of 60/654,060 02/16/2005					
** FOREIGN APPLICATIONS *****					
** IF REQUIRED, FOREIGN FILING LICENSE GRANTED ** ** SMALL ENTITY ** 03/30/2006					
Foreign Priority claimed <input type="checkbox"/> Yes <input checked="" type="checkbox"/> No 35 USC 119(a-d) conditions met <input type="checkbox"/> Yes <input checked="" type="checkbox"/> No Verified and Acknowledged <u>/REI-TSANG SHIAO/</u> Examiner's Signature	<input type="checkbox"/> Met after Allowance R.S. Initials	STATE OR COUNTRY CA	SHEETS DRAWINGS 12	TOTAL CLAIMS 39	INDEPENDENT CLAIMS 3
ADDRESS					
MORGAN, LEWIS & BOCKIUS LLP (SF) One Market, Spear Street Tower, Suite 2800 San Francisco, CA 94105 UNITED STATES					
TITLE Boron-containing small molecules					
FILING FEE RECEIVED 1240	FEES: Authority has been given in Paper No. _____ to charge/credit DEPOSIT ACCOUNT No. _____ for following:		<input type="checkbox"/> All Fees <input type="checkbox"/> 1.16 Fees (Filing) <input type="checkbox"/> 1.17 Fees (Processing Ext. of time) <input type="checkbox"/> 1.18 Fees (Issue) <input type="checkbox"/> Other _____ <input type="checkbox"/> Credit		

EAST Search History

Ref #	Hits	Search Query	DBs	Default Operator	Plurals	Time Stamp
L1	302	(514/64).CCLS.	USPAT; USOCR	OR	OFF	2009/04/20 11:35
L2	127	(558/288). CCLS.	USPAT; USOCR	OR	OFF	2009/04/20 11:35

4/ 20/ 2009 11:35:23 AM

CERTIFICATE OF ELECTRONIC TRANSMISSION

Attorney Docket No.: 064507-5014-US

I hereby certify that this correspondence, including listed enclosures is being electronically transmitted in Portable Document Form (PDF) through EFS-Web via Hyper Text Transfer Protocol to the United States Patent and Trademark Office's Patent Electronic Business Center on:

Dated: 1/23/09
Signed: C. Ribaluba-Rivera

IN THE UNITED STATES PATENT AND TRADEMARK OFFICE

In re application of:

Stephen J. BAKER, *et al.*

Application No.: 11/357,687

Filed: February 16, 2006

For: BORON-CONTAINING SMALL MOLECULES

Customer No.: 43850

Confirmation No.: 4964

Examiner: SHIAO, Rei Tsang

Art Unit: 1626

RESPONSE TO FIRST OFFICE ACTION

Commissioner for Patents
P.O. Box 1450
Alexandria, VA 22313-1450

Sir:

In response to the First Office Action dated August 26, 2008, please enter the following amendments and remarks.

Amendments to the Claims are reflected in the listing of claims which begins on page 2 of this paper.

Remarks/Arguments begin on page 4 of this paper.

Amendments to the Claims:

This listing of claims will replace all prior versions, and listings of claims in the application.

Listing of Claims:

1 1. – 26. (Cancelled).

1 27. (Currently amended) A method of treating ~~or preventing~~ an infection in
2 an animal, said method comprising administering to the animal a therapeutically effective
3 amount of 1,3-dihydro-5-fluoro-1-hydroxy-2,1-benzoxaborole, or a pharmaceutically acceptable
4 salt thereof ~~or a prodrug thereof~~, sufficient to treat said infection.

1 28. (Original) The method of claim 27, wherein said infection is a member
2 selected from a systemic infection, a cutaneous infection, and an ungual or periungual infection.

1 29. (Original) The method of claim 27, wherein said infection is a member
2 selected from chloronychia, paronychias, erysipeloid, onychorrhexis, gonorrhea, swimming-pool
3 granuloma, larva migrans, leprosy, Orf nodule, milkers' nodules, herpetic whitlow, acute
4 bacterial perionyxis, chronic perionyxis, sporotrichosis, syphilis, tuberculosis verrucosa cutis,
5 tularemia, tungiasis, peri- and subungual warts, zona, nail dystrophy (trachyonychia),
6 dermatological diseases, psoriasis, pustular psoriasis, alopecia aerata, parakeratosis pustulosa,
7 contact dermatosis, Reiter's syndrome, psoriasiform acral dermatitis, lichen planus, idiopathy
8 atrophy in the nails, lichen nitidus, lichen striatus, inflammatory linear verrucous epidermal
9 naevus (ILVEN), alopecia, pemphigus, bullous pemphigoid, acquired epidermolysis bullosa,
10 Darier's disease, pityriasis rubra pilaris, palmoplantar keratoderma, contact eczema, polymorphic
11 erythema, scabies, Bazex syndrome, systemic scleroderma, systemic lupus erythematosus,
12 chronic lupus erythematosus, dermatomyositis, Sporotrichosis, Mycotic keratitis, Extension
13 oculomycosis, Endogenous oculomycosis, Lobomycosis, Mycetoma, Piedra, Pityriasis
14 versicolor, Tinea corporis, Tinea cruris, Tinea pedis, Tinea barbae, Tinea capitis, Tinea nigra,
15 Otomycosis, Tinea favosa, Chromomycosis, and Tinea Imbricata.

1 **30.** (Original) The method of claim 27, wherein said infection is
2 onychomycosis.

1 **31.** (Original) The method of claim 27, wherein said animal is a member
2 selected from a human, cattle, goat, pig, sheep, horse, cow, bull, dog, guinea pig, gerbil, rabbit,
3 cat, chicken and turkey.

1 **32. – 39.** (Cancelled).

1 **40.** (Currently amended) The method of claim 30, wherein said
2 onychomycosis is *Tinea unguium* tinea unguium.

1 **41.** (Cancelled).

1 **42.** (Previously presented) The method of claim 27, wherein said animal is a
2 human.

1 **43.** (New) The method of claim 27, wherein the administering is at a site
2 which is a member selected from the skin, nail, hair, hoof and claw.

1 **44.** (New) The method of claim 43, wherein said skin is the skin surrounding
2 the nail, hair, hoof or claw.

1 **45.** (New) The method of claim 27, wherein said infection is a fungal
2 infection.

1 **46.** (New) A method of treating onychomycosis in a human, said method
2 comprising administering to the human a therapeutically effective amount of 1,3-dihydro-5-
3 fluoro-1-hydroxy-2,1-benzoxaborole, or a pharmaceutically acceptable salt thereof, sufficient to
4 treat said onychomycosis.

1 **47.** (New) A method of inhibiting the growth of a fungus in a human, said
2 method comprising administering to the human a therapeutically effective amount of 1,3-
3 dihydro-5-fluoro-1-hydroxy-2,1-benzoxaborole, or a pharmaceutically acceptable salt thereof.

REMARKS/ARGUMENTS

I. Status of the Claims

After entry of this Response, claims 27-31, 40 and 42-47 are pending. Claims 1-26, 32-39 and 41 are cancelled without prejudice. Claims 43-47 are new. Claims 27-31 and 40 and 42-47 are currently presented. Claim 27 is amended. No new matter has been added.

II. Support for the amended claims and new claims

Claim 27 is amended to add the phrase "sufficient to treat said infection".

Support for this amendment is provided in paragraph 108.

Support for new claim 43 is provided in paragraphs 108 and 109.

Support for new claim 44 is provided in paragraph 109.

Support for new claim 45 is provided in paragraphs 102, 103 and 108-116 and Fig. 2.

Support for new claim 46 is provided in paragraphs 108, 109 and 258.

Support for new claim 47 is provided in paragraphs 102, 103, 317, 320-323, 324-334, 335-371, 372-381.

No new matter has been added.

III. Response to the rejections

35 U.S.C. § 112, first paragraph, enablement (5.1)

Claims 27-31 and 40-42 are rejected for lacking enablement because the specification, while being enabling for using the compounds of claim 27 for treating fungal infections, allegedly does not reasonably provide enablement for using the compounds of claim 27 for preventing infection.

Solely to expedite prosecution, Applicants have amended claim 27 to remove the phrase 'or preventing'. Applicants reserve the right to pursue this subject matter in another application, such as a continuation or a divisional.

In light of this amendment, Applicants respectfully request withdrawal of the rejection.

35 U.S.C. § 112, first paragraph, enablement (5.2)

Claims 27-31 and 40-42 are rejected for lacking enablement because the specification, while being enabling for pharmaceutically acceptable salts of the compounds of claim 27, allegedly does not reasonably provide enablement for prodrugs of the compounds of claim 27.

Solely to expedite prosecution, Applicants have amended claim 27 to remove the term ‘or a prodrug thereof’. Applicants reserve the right to pursue this subject matter in another application, such as a continuation or a divisional.

In light of this amendment, Applicants respectfully request withdrawal of the rejection.

35 U.S.C. § 103(a)

Over Austin in view of Answers.com

Claims 27-31 and 40-42 are rejected under 35 U.S.C. § 103(a) as allegedly being unpatentable over Austin et al., CAPlus Document No. 124:234024 (Accession No. 1996:181598) or US Patent 5,880,188 (“Austin”) in view of “Fungicide,” Answers.com. Reference to “Answers.com” herein refers to Exhibit A, showing the record accessed December 17, 2008, for “fungicide” on Answers.com.

Austin in view of Answers.com does not teach or suggest the invention as claimed. Austin states that “The present invention relates to the use of oxaboroles and salts thereof as **industrial** biocides...” Col. 1, lines 6-8. A previous citation in the literature (FR 7329370) “discloses that an oxaborole is . . . useful in inhibiting the growth of micro organisms in aviation fuels.” Col. 1, lines 39-45. Austin suggests that the disclosed compounds “containing an oxaborole ring are particularly effective against . . . fungi, especially fungi which cause degradation of plastics materials.” Col. 1, lines 46-50.

Austin contemplates using oxaboroles for “the protection of a medium susceptible to microbial attack.” Col. 1, lines 54 & 55. Examples of a “medium” according to Austin include “solvent-based paint”, col. 5, line 8; “a plastics material”, col. 5, line 11; “an aqueous medium” col. 5, line 15. Austin suggests use of oxaboroles in systems such as

liquid, particularly aqueous, systems such as cooling water liquors,
paper mill liquors, metal working fluids, geological drilling

lubricants, polymer emulsions and especially surface coating compositions such as paints, varnishes and lacquers and more especially solid materials such as wood, plastics materials[,] leather[, and] plastics materials such as plasticised PVC and urethanes[.]

Col. 8, lines 1-10. Further, 5-fluoro substituted benzoxaboroles are taught to provide “particularly useful effects . . . in plastics materials and paint films.” Col. 4, lines 50-54. Austin therefore is specifically directed to industrial uses of benzoxaboroles.

In contrast, claim 27 recites a method of treating an infection in an animal comprising administering to an animal a specific compound recited in the claim. Applicants submit that one of skill in the art would not presumptively consider a compound to be suitable for administration to an animal, especially a human, merely because a compound has been shown to have antifungal effects in paint or aviation fuel. In fact, Answers.com, cited by the Examiner, teaches away from presuming that any antifungal compound can be administered to an animal. For example, Answers.com, page 3, states that

Most fungicides can cause acute toxicity, and some cause chronic toxicity as well. Hexachlorobenzene, now banned or severely restricted in most parts of the world, has been associated with human poisoning from contaminated seed grain and poisoning of infants from misuse in laundry solutions. Metam sodium and other thiocarbamates are skin irritants that can cause reactive airway disease at low doses and severe toxicity and even death at high doses. The ethylene bis dithiocarbamates (EBCDs) are suspected human carcinogens and are tightly regulated in the United States.

Answers.com, page 4 teaches that “some fungicides are dangerous to human health, such as vinclozolin, which has now been removed from use [citation to Hrelia et al., The genetic and non-genetic toxicity of the fungicide Vinclozolin. *Mutagenesis* 1996, 11, 445-453].” Certain fungicides, such as captafol, pentachlorophenol, pentachlorophenate sodium, fentin, cycloheximide, chlorobenzilate, and copper arsenate hydroxide, are banned in Thailand because of their adverse effects on humans. See http://thailand.ipm-info.org/pesticides/pesticides_banned.htm. Thus, the art teaches that compounds that are useful for killing or inhibiting fungi may also harm animals. Austin, cited by the Examiner, teaches the use of oxaboroles in treating plastics and materials and in other industrial settings, and there is no

reason why, in view of Answers.com, one of skill in the art would extrapolate such use for treating animals given the potential harm that may occur.

Answers.com thus does not provide a motivation to modify the teachings of Austin to use any particular oxaborole to treat an animal, and in fact teaches away from such modification. The Examiner has not established a prima facie case of obviousness. Withdrawal of the rejection is therefore respectfully requested.

Double Patenting

The Examiner has provisionally rejected claims 27-31 and 40-42 as allegedly being unpatentable over claims 53, 54 and 58 of Application No. 11/505,591 on the ground of nonstatutory obviousness-type double patenting. Claims 53, 54 and 58 have been canceled in Application No. 11/505,591, as shown in the accompanying restriction requirement response filed on December 3, 2008 (Exhibit B). As the claims at issue from Application No. 11/505,591 are no longer pending, Applicants respectfully request withdrawal of the rejection.

CONCLUSION

In view of the foregoing, Applicants believe all claims now pending in this Application are in condition for allowance. The issuance of a formal Notice of Allowance at an early date is respectfully requested.

If the Examiner believes a telephone conference would expedite prosecution of this application, please telephone the undersigned at 415-442-1000.

Respectfully submitted,



Todd Esker
Reg. No. 46,690

MORGAN, LEWIS & BOCKIUS LLP
One Market, Spear Street Tower
San Francisco, CA 94105
Tel: 415-442-1000
Fax: 415-442-1001
DB2/20981166.1


EXHIBIT A

Answers.com®

fungicide

Dictionary:

fungicide

(fŭn'jī-sīd', fŭng'gī-) 

n.

A chemical substance that destroys or inhibits the growth of fungi.

fungicidal fun'gi-cid'al (-sīd'l) *adj.*

fungicidally fun'gi-cid'al·ly *adv.*

Encyclopedia of Public Health: Fungicides

Fungicides are a class of pesticides that are marketed specifically for the purpose of killing or inhibiting the growth of fungus. Fungus are defined under the Federal Insecticide, Fungicide, and Rodenticide Act as "any non-chlorophyllbearing thallophyte (that is, any non-chlorophyllbearing plant of a lower order than mosses and

Table 1

Classes of Fungicides, with Examples

Class of Fungicide	Examples
Substituted Benzenes	Chloroneb, chlorothalanil, Hexachlorobenzene, pentachloronitrobenzene
Thiocarbamates	Ferbam, metam sodium, thiram, ziram
Ethylene Bis Dithiocarbamates (EBDC's)	Mancozeb, maneb, nabam, zineb
Thiophthalimides	Captan, captafol, folpet
Copper compounds	
Organomercury compounds	Ethyl mercury, methyl mercury, phenyl mercuric acetate
Organotin compounds	Fentin, triphenyl tin
Cadmium compounds	
Miscellaneous organic fungicides	Benomyl, cyclohexamide, iprodione, metalaxyl, thiabendazole, triadimefon

SOURCE: Courtesy of author.

liverworts), as, for example, rust, smut, mildew, mold, yeast, and bacteria, except those on or in

living man or other animals and those on or in processed food, beverages, or pharmaceuticals." Although the United States statutory definition excludes fungi that would grow on food, beverages, and pharmaceuticals, biologically these are fungi. Thus, in the United States, products designed to kill fungi are regulated by the U.S. Environmental Protection Agency as pesticides and/or by the Food and Drug Administration under food and drug law (a chemical may fall under the purview of both agencies).

The benefits of fungicide use have been many. In agriculture, fungicides control pests that may rob water and nutrients from crop plants or may cause food spoilage as the products are brought to market. Fungicides may also prevent the growth of fungi that produce toxins, such as aflatoxins. Fungicides also have important industrial applications and are important in preserving the purity and safety of certain pharmaceutical agents.

In 1997 there were an estimated \$0.8 billion in sales of fungicides in the United States, about 7 percent of the total pesticide market. In 1997, worldwide, 5.7 billion pounds of pesticides were used, of which 0.5 billion were fungicides. Of the 1.2 billion pounds of conventional pesticides used in the United States in 1997, a total of 81 million pounds of fungicides were used; 79 percent of the use was in agriculture. Generally, the United States has experienced a downward trend in total fungicide use since 1970.

There are numerous classes of fungicides, with different modes of action as well as different potentials for adverse effect on health and the environment (see Table 1). Most fungicides can cause acute toxicity, and some cause chronic toxicity as well. Hexachlorobenzene, now banned or severely restricted in most parts of the world, has been associated with human poisoning from contaminated seed grain and poisoning of infants from misuse in laundry solutions. Metam sodium and other thiocarbamates are skin irritants that can cause reactive airway disease at low doses and severe toxicity and even death at high doses. The ethylene bis dithiocarbamates (EBCDs) are suspected human carcinogens and are tightly regulated in the United States.

Organic mercurials have caused severe acute and chronic toxicity. Worldwide, there have been a number of incidents of treated seed grain fed to people, with disastrous consequences in terms of acute poisoning and damage to fetuses. Phenyl mercuric acetate is no longer used as a paint preservative in the United States because it off-gases elemental mercury into the air, with the potential for causing toxicity to young children. Organotin compounds also have serious human toxicity and are very toxic to the environment; their use is banned or severely restricted in most of the world. Likewise, due to human toxicity concerns, cadmium is no longer used as a fungicide in the United States.

(SEE ALSO: *Mercury*; *Pesticides*; *Toxic Substances Control Act*; *Toxicology*)

Bibliography

Reigart, J. R., and Roberts, J. R. (1999). *Recognition and Management of Pesticide Poisoning*, 5th edition. Washington, DC: U.S. Environmental Protection Agency.

Sine, C., ed. (1998). *Farm Chemicals Handbook*. Willoughby, OH: Meister.

— LYNN R. GOLDMAN

Britannica Concise Encyclopedia: fungicide

Any toxin used to kill or inhibit growth of fungi (see fungus) that cause economic damage to crop

or ornamental plants (including rusts in cereals, blight in potatoes, mildew in fruits) or endanger the health of domestic animals or humans. Most are applied as sprays or dusts; seed fungicides are applied as a protective coating to seeds before germination. Copper compounds, especially copper sulfate mixed with lime and water (Bordeaux mixture), and sulfur have long been used for this purpose, but now synthetic organic compounds are commonly used. Many antifungal substances occur naturally in plant tissues.

For more information on fungicide, visit Britannica.com.

Architecture: fungicide

A substance that is poisonous to fungi; retards or prevents the growth of fungi.

Columbia Encyclopedia: fungicide

(fŭn'jə'sīd', fŭng'gə-) , any substance used to destroy fungi. Some fungi are extremely damaging to crops (see diseases of plants), and others cause diseases in humans and other animals (see fungal infection).

Surface fungicides, which keep harmful fungi from penetrating the tissues of a plant, include inorganic and organic compounds. Sulfur compounds, long used on plants, have been supplemented for some time by other chemicals, especially by compounds of copper, such as Bordeaux mixture. After 1945, organic salts of iron, zinc, and mercury were synthesized as fungicides. Most post-1965 fungicides are systemic, acting directly on fungal cells. Antifungal drugs, such as miconazole and terbinafine, are used for human fungal infections.

Plant fungicides are usually applied by spraying or dusting, but some types are applied to seeds and soil for the destruction of vegetative spores. Fungicides used on wood, including creosote, prevent dry rot, and certain compounds are used to make fabrics resistant to mildews. Most agricultural fungicides are preventive; those applied after infection are called eradicant, or contact, fungicides.

In the United States, fungicides are governed by the 1972 federal Environmental Protection and Control Act. They must be registered with the Environmental Protection Agency and must conform to specifications. They must control the disease without injuring the plant and must leave no poisonous residue on edible crops. Antifungal drugs are approved by the Food and Drug Administration.

See also pesticide.

Veterinary Dictionary: fungicide

An agent that destroys fungi.

Gardener's Dictionary: fungicide

A compound that inhibits the growth of fungal organisms. Fungicides rarely kill fungi and are more useful as a preventive than as a cure.

Wikipedia: Fungicide

Fungicides are chemical compounds or biological organisms used to kill or inhibit fungi or fungal spores. Fungi are capable of causing serious damage in agriculture, resulting in critical losses of yield, quality and profit. Although similar, oomycetes are not fungi. However, they use the same mechanisms to infect plants.^[1] Consequently, in the study of plant disease (phytopathology), chemicals used to control oomycetes are also referred to as fungicides. As well as in agriculture, fungicides are used to fight fungal infections in animal tissue.

Fungicides can either be contact or systemic. A contact fungicide kills fungi when sprayed on its surface; a systemic fungicide has to be absorbed by the plant.

The majority of fungicides that can be bought retail are sold in a liquid form. The most common active ingredient is sulfur, running at 0.08% for the weaker concentrates, and has high as 0.5% for the more potent fungicides. In powdered form, the concentration is usually around 90%, and the product is very toxic.

Other active ingredients in different brands include neem oil, rosemary oil, jojoba oil, and the bacterium Bacillus subtilis.

Fungicide residues have been found on food for human consumption, mostly from post-harvest treatments.^[2] Some fungicides are dangerous to human health, such as vinclozolin, which has now been removed from use.^[3]

Contents

[hide]

- [1 Natural fungicides](#)
- [2 Fungicide resistance](#)
 - [2.1 Fungicide resistance management](#)
- [3 See also](#)
- [4 External links](#)
- [5 References](#)

Natural fungicides

Plants and other organisms over time have developed chemical defenses, (via natural selection), which give them an advantage against microorganisms such as fungi. Some of these compounds can be used as fungicides.

- [Tea tree oil](#)
- [Cinnamaldehyde](#)^[4]
- [Cinnamon essential oil](#)^[5]
- [Jojoba oil](#) is fungicide, and can be used for controlling mildew.^[6]
- [Neem oil](#)
- [Rosemary oil](#)

Whole live or dead organisms that are efficient at killing or inhibiting fungi can sometimes be used as fungicides:

- The bacterium Bacillus subtilis
- Kelp (powdered dried kelp is fed to cattle to protect them from fungi in grass)

Fungicide resistance

Pathogens respond to the use of fungicides by evolving resistance. In the field several mechanisms of resistance have been identified. The evolution of fungicide resistance can be gradual or sudden. In qualitative or discrete resistance a mutation (normally to a single gene) produces a race of a fungus with a high degree of resistance. Such resistant varieties also tend to show stability, persisting after the fungicide has been removed from the market. For example sugar beet leaf blotch remains resistant to azoles years after they were no longer used for control of the disease. This is because such mutations often have a high selection pressure when the fungicide is used, but there is low selection pressure to remove them in the absence of the fungicide.

In instances where resistance occurs more gradually a shift in sensitivity in the pathogen to the fungicide can be seen. Such resistance is polygenic - an accumulation of many mutation in different genes each having a small additive effect. This type of resistance is known as quantitative or continuous resistance. In this kind of resistance the pathogen population will revert back to a sensitive state if the fungicide is no longer applied.

Little is known about how variations in fungicide treatment affect the selection pressure to evolve resistance to that fungicide. Evidence shows that the doses that provide the most control of the disease also provide the largest selection pressure to acquire resistance, and that lower doses decreased the selection pressure.^[7]

In some cases when a pathogen evolves resistance to one fungicide it automatically obtains resistance to others - a phenomenon known as cross resistance. These additional fungicides are normally of the same chemical family or have the same mode of action, or can be detoxified by the same mechanism. Sometimes negative cross resistance occurs, where resistance to one chemical class of fungicides leads to an increase in sensitivity to a different chemical class of fungicides. This has been seen with carbendazim and diethofencarb.

There are also recorded incidences of pathogens evolving multiple drug resistance - resistance to two chemically different fungicides by separate mutation events. For example Botrytis cinerea is resistant to both azoles and dicarboximide fungicides.

There are several routes by which pathogens can evolve fungicide resistance. The most common mechanism appears to be alternation of the target site, particular as a defence against single site of action fungicides. For example Black Sigatoka, an economically important pathogen of banana, is resistant to the QoI fungicides, due to a single nucleotide change resulting one amino acid (glycine) being replaced by another (alanine) in the target protein of the QoI fungicides, cytochrome b.^[8] This presumably disrupts the binding of the fungicide to the protein, rendering the fungicide ineffective.

Upregulation of target genes can also render the fungicide ineffective. This is seen in DMI resistant strains of Yenturia inaequalis.^[9]

Resistance to fungicides can also be developed by efficient efflux of the fungicide out of the cell. Septoria tritici has developed multiple drug resistance using this mechanism. The pathogen had 5 ABC type transporters with overlapping substrate specificities that together work to effectively pump toxic chemicals out of the cell.^[10]

In addition to the mechanisms outlined above, fungi may also develop metabolic pathways that circumvent the target protein, or acquire enzymes that enable metabolism of the fungicide to a harmless substance.

Fungicide resistance management

The fungicide resistance action committee (FRAC) has several recommended practices to try to avoid the development of fungicide resistance, especially in at-risk fungicides including *Strobilurins* such as [azoxystrobin](#).

Products should not be used in isolation but rather as mixture, or alternate sprays, with another fungicide with a different mechanism of action. The likelihood of the pathogen developing resistance is greatly decreased by the fact that any resistant isolates to one fungicide will hopefully be killed by the other - in other words two mutations would be required rather than just one. The effectiveness of this technique can be demonstrated by [Metalaxyl](#). When used as the sole product in [Ireland](#) to control potato blight (*Phytophthora infestans*) resistance developed within one growing season. However in countries like the [UK](#) where it was only ever marketed as a mixture resistance problems were not seen.

Fungicides should only be applied when absolutely necessary, especially if they are in an at-risk group. Lowering the amount of fungicide in the environment lowers the selection pressure for resistance to develop.

Manufacturers' [doses](#) should always be followed. These doses are normally designed to give the right balance between controlling the disease and limiting the risk of resistance development. Higher doses increase the selection pressure for single site mutations that confer resistance, as all strains but those that carry the mutation will be eliminated, and thus the resistant strain will propagate. Lower doses greatly increase the risk of polygenic resistance, as strains that are slightly less sensitive to the fungicide may survive.

It is also recommended that where possible fungicides are only used in a protective manner, rather than to try to cure already infected crops. Far fewer fungicides have curative/eradivative ability than protectant. Thus fungicide preparations advertised as having curative action may only have one active chemical; a single fungicide acting in isolation increases the risk of fungicide resistance.

It is better to use an integrative pest management approach to disease control, rather than relying on fungicides alone. This involves the use of resistant varieties and hygienic practises, such as the removal of potato discard piles and stubble on which the pathogen can overwinter, greatly reduce the titre of the pathogen and thus the risk of fungicide resistance development.

See also

- [Antifungal drug](#)
- [List of fungicides](#)
- [Pesticide application](#)
- [Phytopathology](#)
- [Plant disease forecasting](#)

External links

- [Fungicide Resistance Action Group](#)
- [General Pesticide Information - National Pesticide Information Center](#)

References



This article needs additional **citations for verification**.

Please help improve this article by adding reliable references. Unsourced material may be challenged and removed. (January 2008)

1. ^ Latijnhouwers M, de Wit PJ, Govers F. *Oomycetes and fungi: similar weaponry to attack plants*. Trends in Microbiology Volume 11 462-469
2. ^ Pesticide Chemistry and Bioscience edited by G.T Brooks and T.R Roberts. 1999. Published by the Royal Society of Chemistry
3. ^ Hrelia *et al.* 1996 - The genetic and non-genetic toxicity of the fungicide Vinclozolin. Mutagenesis Volume 11 445-453
4. ^ "Cinnamaldehyde Use". PAN Pesticides Database. Retrieved on 2007-10-23.
5. ^ López P, Sánchez C, Batlle R, Nerín C (August 2005). "Solid- and vapor-phase antimicrobial activities of six essential oils: susceptibility of selected foodborne bacterial and fungal strains". *J. Agric. Food Chem.* 53 (17): 6939-46. doi:10.1021/jf050709v. PMID 16104824.
6. ^ US patent 6174920 Method of controlling powdery mildew infections of plants using jojoba wax
7. ^ Metcalfe, R.J. *et al.* (2000) The effect of dose and mobility on the strength of selection for DMI fungicide resistance in inoculated field experiments. *Plant Pathology* 49: 546-557
8. ^ Sierotzki, Helge (2000) Mode of resistance to respiration inhibitors at the cytochrome bc1 enzyme complex of *Mycosphaerella fijiensis* field isolates *Pest Management Science* 56:833-841
9. ^ Schnabel, G., and Jones, A. L. 2001. The 14a-demethylase (CYP51A1) gene is overexpressed in *V. inaequalis* strains resistant to myclobutanil. *Phytopathology* 91:102-110.
10. ^ Zwiers, L. H. *et al.* (2003) ABC transporters of the wheat pathogen *Mycosphaerella graminicola* function as protectants against biotic and xenobiotic toxic compounds *Molecular Genetics and Genomics* 269:499-507

This entry is from Wikipedia, the leading user-contributed encyclopedia. It may not have been reviewed by professional editors (see full disclaimer)

[Donate to Wikimedia](#)

Shopping: fungicide

[fungicide](#)

Join the WikiAnswers Q&A community. [Post a question](#) or [answer questions](#) about "fungicide" at WikiAnswers.

EXHIBIT B

CERTIFICATE OF ELECTRONIC TRANSMISSION

Attorney Docket No.: 064507-5014-US01

I hereby certify that this correspondence, including listed enclosures is being electronically transmitted in Portable Document Form (PDF) through EFS-Web via Hyper Text Transfer Protocol to the United States Patent and Trademark Office's Patent Electronic Business Center on:

Dated: 12/3/08
Signed: C. Putaluba - Piren

IN THE UNITED STATES PATENT AND TRADEMARK OFFICE

In re application of:

Stephen J. BAKER, *et al.*

Application No.: 11/505,591

Filed: August 16, 2006

For: BORON-CONTAINING SMALL MOLECULES

Customer No.: 43850

Confirmation No.: 5739

Examiner: SHIAO, Rei Tsang

Art Unit: 1626

RESPONSE TO RESTRICTION
REQUIREMENT

Commissioner for Patents
P.O. Box 1450
Alexandria, VA 22313-1450

Sir:

In response to the Restriction Requirement dated July 3, 2008, please enter the following amendments and remarks.

Amendments to the Claims are reflected in the listing of claims which begins on page 2 of this paper.

Remarks/Arguments begin on page 7 of this paper.

Amendments to the Claims:

This listing of claims will replace all prior versions, and listings of claims in the application.

Listing of Claims:

1 **1.-120.** (Cancelled)

1 **121.** (Currently amended) A ~~unit dosage~~ pharmaceutical formulation,
2 comprising:

3 (a) 1,3-dihydro-5-fluoro-1-hydroxy-2,1-benzoxaborole, or a salt thereof; and

4 (b) a pharmaceutically acceptable excipient

5 wherein said pharmaceutical formulation is for topical administration to an animal
6 suffering from an infection by a microorganism.

7 ~~of an amount of a compound effective to inhibit conversion of a tRNA molecule into a~~
8 ~~charged tRNA molecule by a microorganism by inhibiting an editing domain of a~~
9 ~~tRNA synthetase.~~

1 **122. – 192.** (Cancelled).

1 **193.** (New) The formulation of claim **121**, wherein said formulation is a member
2 selected from a lacquer, lotion, cream, gel, ointment and spray.

1 **194.** (New) The formulation of claim **121**, wherein said formulation is a lacquer.

1 **195.** (New) The formulation of claim **121**, wherein said formulation further
2 comprises one or more members selected from an emulsifier, emollient, antioxidant,
3 preservative, chelating agent, neutralizing agent, viscosity increasing agent, nail penetration
4 enhancer, anti-inflammatory agent, vitamin, anti-aging agent, sunscreen and acne-treating agent.

1 **196.** (New) The formulation of claim **121**, wherein said formulation comprises
2 one or more members selected from ethanol and propylene glycol.

1 **197.** (New) The formulation of claim **121**, comprising: about propylene
2 glycol:ethanol in a ratio of about 1:4, and about 1:10 wt/ volume of said 1,3-dihydro-5-fluoro-1-
3 hydroxy-2,1-benzoxaborole.

1 **198.** (New) The formulation of claim **121**, comprising: about 70% ethanol; about
2 20% poly(vinyl methyl ether-alt-maleic acid monobutyl ester) and about 10% of said 1,3-
3 dihydro-5-fluoro-1-hydroxy-2,1-benzoxaborole.

1 **199.** (New) The formulation of claim **121**, comprising: about 56% ethanol;
2 about 14% water; about 15% poly(2-hydroxyethyl methacrylate); about 5% dibutyl sebacate and
3 about 10% of said 1,3-dihydro-5-fluoro-1-hydroxy-2,1-benzoxaborole.

1 **200.** (New) The formulation of claim **121**, comprising: about 55% ethanol;
2 about 15% ethyl acetate; about 15% poly(vinyl acetate); about 5% dibutyl sebacate and about
3 10% 1,3-dihydro-5-fluoro-1-hydroxy-2,1-benzoxaborole.

1 **201.** (New) The formulation of claim **121**, wherein said 1,3-dihydro-5-fluoro-1-
2 hydroxy-2,1-benzoxaborole is present in said formulation in a concentration from about 0.5% to
3 about 15% w/v.

1 **202.** (New) The formulation of claim **121**, wherein said 1,3-dihydro-5-fluoro-1-
2 hydroxy-2,1-benzoxaborole, or salt thereof, is present in a form which is a member selected from
3 a hydrate with water, a solvate with an alcohol, an adduct with an amino compound, and an
4 adduct with an acid.

1 **203.** (New) The formulation of claim **121**, wherein said formulation is in a
2 cosmetically effective amount.

1 **204.** (New) The formulation of claim **121**, wherein a site of said topical
2 administration is skin or nail or hair or skin surrounding the nail or skin surrounding the hair.

1 **205.** (New) The formulation of claim **121**, wherein the microorganism is a
2 fungus or a yeast.

1 **206.** (New) The formulation of claim **205**, wherein said fungus or yeast is a
2 member selected from *Candida* species, *Trichophyton* species, *Microsporium* species,
3 *Aspergillus* species, *Cryptococcus* species, *Blastomyces* species, *Coccidioides* species,
4 *Histoplasma* species, *Paracoccidioides* species, *Phycomycetes* species, *Malassezia* species,
5 *Fusarium* species, *Epidermophyton* species, *Scytalidium* species, *Scopulariopsis* species,
6 *Alternaria* species, *Penicillium* species, *Phialophora* species, *Rhizopus* species, *Scedosporium*
7 species and *Zygomycetes* species.

1 **207.** (New) The formulation of claim **205**, wherein said fungus or yeast is a
2 member selected from *Aspergillus fumigatus*, *Blastomyces dermatitidis*, *Candida albicans*,
3 *Candida glabrata*, *Candida krusei*, *Cryptococcus neoformans*, *Candida parapsilosis*, *Candida*
4 *tropicalis*, *Coccidioides immitis*, *Epidermophyton floccosum*, *Fusarium solani*, *Histoplasma*
5 *capsulatum*, *Malassezia furfur*, *Malassezia pachydermatis*, *Malassezia sympodialis*,
6 *Microsporium audouinii*, *Microsporium canis*, *Microsporium gypseum*, *Paracoccidioides*
7 *brasiliensis*, *Trichophyton mentagrophytes*, *Trichophyton rubrum* and *Trichophyton tonsurans*.

1 **208.** (New) The formulation of claim **205**, wherein said fungus or yeast is a
2 member selected from *Trichophyton concentricum*, *Trichophyton violaceum*, *Trichophyton*
3 *schoenleinii*, *Trichophyton verrucosum*, *Trichophyton soudanense*, *Microsporium gypseum*,
4 *Microsporium equinum*, *Candida guilliermondii*, *Malassezia globosa*, *Malassezia obtuse*,
5 *Malassezia restricta*, *Malassezia slooffiae* and *Aspergillus flavus*.

1 **209.** (New) The formulation of claim **205**, wherein said fungus or yeast is a
2 dermatophyte.

1 **210.** (New) The formulation of claim **205**, wherein said fungus or yeast is a
2 member selected from *Tinea unguium*, *Trichophyton rubrum* and *Trichophyton mentagrophytes*.

1 **211.** (New) The formulation of claim **121**, wherein the infection is a cutaneous
2 infection.

1 **212.** (New) The formulation of claim **121**, wherein the infection is a member
2 selected from an ungual, periungual and subungual infection.

1 **213.** (New) The formulation of claim **121**, wherein the infection is
2 onychomycosis.

1 **214.** (New) The formulation of claim **121**, wherein the animal is a human.

REMARKS/ARGUMENTS

I. Status of the Claims

Claims 1-192 are filed in the original application. Claims 1-192 are subject to a Restriction Requirement. After entry of this Response, claims 121, 193-214 are pending and elected for prosecution on the merits. Claims 193-214 are new. Claim 121 is amended. No new matter has been added.

Claims 1-120, 122-192 are cancelled without prejudice. Applicants reserve the right to pursue these claims in another application, such as a continuation or a divisional.

II. Support for the amended and new claims

Support for amended claim 121 is provided in paragraphs 279-280, 286, 326, 355, 367, 377-410, 465, and Example 46.

Support for new claim 193 is provided in paragraphs 374 and 379-383. Support for new claim 194 is provided in paragraph 374. Support for new claim 195 is provided in paragraphs 385-401 and 411-419. Support for new claims 196-200 is provided in paragraph 374. Support for new claim 201 is provided in paragraph 410. Support for new claim 202 is provided in paragraph 348. Support for claim 203 is provided in paragraph 423. Support for claim 204 is provided in paragraph 288. Support for new claims 205-209 are provided in paragraphs 280-281. Support for new claim 210 is provided in paragraph 289. Support for new claim 211 is provided in paragraph 286. Support for new claim 212 is provided in paragraphs 286-295. Support for new claim 213 is provided in paragraph 323. Support for new claim 214 is provided in paragraph 280.

No new matter has been added.

III. Response to the Restriction Requirement

The Examiner has restricted the pending claims into the following twenty groups:

<u>Group #</u>	<u>Claim Numbers</u>
I.	portions of 1-11
II.	portions of 1-11
III.	portions of 12-21

IV.	portions of 12-21
V.	portions of 22-45
VI.	portions of 22-45
VII.	46-52
VIII.	53-60
IX.	61-78
X.	79-92
XI.	93-104
XII.	105-120
XIII.	121-136
XIV.	137-145
XV.	146-152
XVI.	153-160
XVII.	161-168
XVIII.	169-174
XIX.	175-186
XX.	187-192

Applicants elect Group XIII for prosecution on the merits. Each of claims 121, 193-213 fall within Group XIII.

a.) Election of Species

Applicants have been asked to elect one compound as a starting point from which the Examiner will search the prior art. Applicants elect 1,3-dihydro-5-fluoro-1-hydroxy-2,1-benzoxaborole.

CONCLUSION

In view of the foregoing, Applicants believe all claims now pending in this Application are in condition for allowance. The issuance of a formal Notice of Allowance at an early date is respectfully requested.

If the Examiner believes a telephone conference would expedite prosecution of this application, please telephone the undersigned at 415-442-1000.

Respectfully submitted,



Todd Esker
Reg. No. 46,690

MORGAN, LEWIS & BOCKIUS LLP
One Market, Spear Street Tower
San Francisco, CA 94105
Tel: 415-442-1000
Fax: 415-442-1001
DB2/20921328.1

Under the paperwork Reduction Act of 1995, no persons are required to respond to a collection of information unless it displays a valid OMB control number.

PETITION FOR EXTENSION OF TIME UNDER 37 CFR 1.136(a) FY 2009 <i>(Fees pursuant to the Consolidated Appropriations Act, 2005 (H.R. 4818).)</i>		Docket Number (Optional) 064507-5014-US	
Application Number 11/357,687		Filed 02/16/2006	
For BORON-CONTAINING SMALL MOLECULES			
Art Unit 1626		Examiner SHIAO, Rei Tsang	
This is a request under the provisions of 37 CFR 1.136(a) to extend the period for filing a reply in the above identified application. The requested extension and fee are as follows (check time period desired and enter the appropriate fee below):			
		<u>Fee</u>	<u>Small Entity Fee</u>
<input type="checkbox"/>	One month (37 CFR 1.17(a)(1))	\$130	\$65 \$ _____
<input checked="" type="checkbox"/>	Two months (37 CFR 1.17(a)(2))	\$490	\$245 \$ <u>245</u>
<input type="checkbox"/>	Three months (37 CFR 1.17(a)(3))	\$1110	\$555 \$ _____
<input type="checkbox"/>	Four months (37 CFR 1.17(a)(4))	\$1730	\$865 \$ _____
<input type="checkbox"/>	Five months (37 CFR 1.17(a)(5))	\$2350	\$1175 \$ _____
<input checked="" type="checkbox"/>	Applicant claims small entity status. See 37 CFR 1.27.		
<input type="checkbox"/>	A check in the amount of the fee is enclosed.		
<input type="checkbox"/>	Payment by credit card. Form PTO-2038 is attached.		
<input type="checkbox"/>	The Director has already been authorized to charge fees in this application to a Deposit Account.		
<input checked="" type="checkbox"/>	The Director is hereby authorized to charge any fees which may be required, or credit any overpayment, to Deposit Account Number <u>50-0310</u> .		
WARNING: Information on this form may become public. Credit card information should not be included on this form. Provide credit card information and authorization on PTO-2038.			
I am the	<input type="checkbox"/>	applicant/inventor.	
	<input type="checkbox"/>	assignee of record of the entire interest. See 37 CFR 3.71. Statement under 37 CFR 3.73(b) is enclosed (Form PTO/SB/96).	
	<input checked="" type="checkbox"/>	attorney or agent of record. Registration Number <u>46,690</u>	
	<input type="checkbox"/>	attorney or agent under 37 CFR 1.34. Registration number if acting under 37 CFR 1.34 _____	
		_____ Signature	01/23/2009 Date
		Todd Esker Typed or printed name	415-442-1000 Telephone Number
NOTE: Signatures of all the inventors or assignees of record of the entire interest or their representative(s) are required. Submit multiple forms if more than one signature is required, see below.			
<input checked="" type="checkbox"/>	Total of <u>1</u> forms are submitted.		

This collection of information is required by 37 CFR 1.136(a). The information is required to obtain or retain a benefit by the public which is to file (and by the USPTO to process) an application. Confidentiality is governed by 35 U.S.C. 122 and 37 CFR 1.11 and 1.14. This collection is estimated to take 6 minutes to complete, including gathering, preparing, and submitting the completed application form to the USPTO. Time will vary depending upon the individual case. Any comments on the amount of time you require to complete this form and/or suggestions for reducing this burden, should be sent to the Chief Information Officer, U.S. Patent and Trademark Office, U.S. Department of Commerce, P.O. Box 1450, Alexandria, VA 22313-1450. DO NOT SEND FEES OR COMPLETED FORMS TO THIS ADDRESS. **SEND TO: Commissioner for Patents, P.O. Box 1450, Alexandria, VA 22313-1450.**

If you need assistance in completing the form, call 1-800-PTO-9199 and select option 2.

Electronic Patent Application Fee Transmittal

Application Number:	11357687
Filing Date:	16-Feb-2006
Title of Invention:	Boron-containing small molecules
First Named Inventor/Applicant Name:	Stephen J. Baker
Filer:	Jeffry S. Mann/Candida Rubalcaba-Rivera
Attorney Docket Number:	064507-5014US

Filed as Small Entity

Utility under 35 USC 111(a) Filing Fees

Description	Fee Code	Quantity	Amount	Sub-Total in USD(\$)
Basic Filing:				
Pages:				
Claims:				
Miscellaneous-Filing:				
Petition:				
Patent-Appeals-and-Interference:				
Post-Allowance-and-Post-Issuance:				
Extension-of-Time:				
Extension - 2 months with \$0 paid	2252	1	245	245

Description	Fee Code	Quantity	Amount	Sub-Total in USD(\$)
Miscellaneous:				
Total in USD (\$)				245

Electronic Acknowledgement Receipt

EFS ID:	4665595
Application Number:	11357687
International Application Number:	
Confirmation Number:	4964
Title of Invention:	Boron-containing small molecules
First Named Inventor/Applicant Name:	Stephen J. Baker
Customer Number:	43850
Filer:	Jeffry S. Mann/Candida Rubalcaba-Rivera
Filer Authorized By:	Jeffry S. Mann
Attorney Docket Number:	064507-5014US
Receipt Date:	23-JAN-2009
Filing Date:	16-FEB-2006
Time Stamp:	14:38:42
Application Type:	Utility under 35 USC 111(a)

Payment information:

Submitted with Payment	yes
Payment Type	Deposit Account
Payment was successfully received in RAM	\$245
RAM confirmation Number	9045
Deposit Account	500310
Authorized User	

The Director of the USPTO is hereby authorized to charge indicated fees and credit any overpayment as follows:

Charge any Additional Fees required under 37 C.F.R. Section 1.21 (Miscellaneous fees and charges)

File Listing:					
Document Number	Document Description	File Name	File Size(Bytes)/ Message Digest	Multi Part /.zip	Pages (if appl.)
1		ResponseOA.pdf	931402 b6dfb83e32096ae828868f1fb51396f8194a be03	yes	24
Multipart Description/PDF files in .zip description					
Document Description			Start	End	
Amendment/Req. Reconsideration-After Non-Final Reject			1	1	
Claims			2	3	
Applicant Arguments/Remarks Made in an Amendment			4	7	
Rule 130, 131 or 132 Affidavits			8	15	
Rule 130, 131 or 132 Affidavits			16	24	
Warnings:					
Information:					
2	Extension of Time	EOT.pdf	61249 849e1be1d27f1aa7741b7e30c9dcf31664b 5f660	no	1
Warnings:					
Information:					
3	Fee Worksheet (PTO-06)	fee-info.pdf	30141 b77933fa88d7957caef8d20ab03082884d 65990	no	2
Warnings:					
Information:					
Total Files Size (in bytes):			1022792		

This Acknowledgement Receipt evidences receipt on the noted date by the USPTO of the indicated documents, characterized by the applicant, and including page counts, where applicable. It serves as evidence of receipt similar to a Post Card, as described in MPEP 503.

New Applications Under 35 U.S.C. 111

If a new application is being filed and the application includes the necessary components for a filing date (see 37 CFR 1.53(b)-(d) and MPEP 506), a Filing Receipt (37 CFR 1.54) will be issued in due course and the date shown on this Acknowledgement Receipt will establish the filing date of the application.

National Stage of an International Application under 35 U.S.C. 371

If a timely submission to enter the national stage of an international application is compliant with the conditions of 35 U.S.C. 371 and other applicable requirements a Form PCT/DO/EO/903 indicating acceptance of the application as a national stage submission under 35 U.S.C. 371 will be issued in addition to the Filing Receipt, in due course.

New International Application Filed with the USPTO as a Receiving Office

If a new international application is being filed and the international application includes the necessary components for an international filing date (see PCT Article 11 and MPEP 1810), a Notification of the International Application Number and of the International Filing Date (Form PCT/RO/105) will be issued in due course, subject to prescriptions concerning national security, and the date shown on this Acknowledgement Receipt will establish the international filing date of the application.



UNITED STATES PATENT AND TRADEMARK OFFICE

UNITED STATES DEPARTMENT OF COMMERCE
United States Patent and Trademark Office
Address: COMMISSIONER FOR PATENTS
P.O. Box 1450
Alexandria, Virginia 22313-1450
www.uspto.gov

APPLICATION NO.	FILING DATE	FIRST NAMED INVENTOR	ATTORNEY DOCKET NO.	CONFIRMATION NO.
-----------------	-------------	----------------------	---------------------	------------------

11/357,687

02/16/2006

Stephen J. Baker

64507-5014-US

4964

43850 7590 08/26/2008

MORGAN, LEWIS & BOCKIUS LLP (SF)
One Market, Spear Street Tower, Suite 2800
San Francisco, CA 94105

EXAMINER

SHIAO, REI TSANG

ART UNIT

PAPER NUMBER

1626

MAIL DATE

DELIVERY MODE

08/26/2008

PAPER

Please find below and/or attached an Office communication concerning this application or proceeding.

The time period for reply, if any, is set in the attached communication.

Office Action Summary	Application No. 11/357,687	Applicant(s) BAKER ET AL.	
	Examiner REI-TSANG SHIAO	Art Unit 1626	

-- The MAILING DATE of this communication appears on the cover sheet with the correspondence address --

Period for Reply

A SHORTENED STATUTORY PERIOD FOR REPLY IS SET TO EXPIRE 3 MONTH(S) OR THIRTY (30) DAYS, WHICHEVER IS LONGER, FROM THE MAILING DATE OF THIS COMMUNICATION.

- Extensions of time may be available under the provisions of 37 CFR 1.136(a). In no event, however, may a reply be timely filed after SIX (6) MONTHS from the mailing date of this communication.
- If NO period for reply is specified above, the maximum statutory period will apply and will expire SIX (6) MONTHS from the mailing date of this communication.
- Failure to reply within the set or extended period for reply will, by statute, cause the application to become ABANDONED (35 U.S.C. § 133). Any reply received by the Office later than three months after the mailing date of this communication, even if timely filed, may reduce any earned patent term adjustment. See 37 CFR 1.704(b).

Status

- 1) Responsive to communication(s) filed on 06 June 2008.
- 2a) This action is **FINAL**.
- 2b) This action is non-final.
- 3) Since this application is in condition for allowance except for formal matters, prosecution as to the merits is closed in accordance with the practice under *Ex parte Quayle*, 1935 C.D. 11, 453 O.G. 213.

Disposition of Claims

- 4) Claim(s) 27-31 and 40-42 is/are pending in the application.
 - 4a) Of the above claim(s) _____ is/are withdrawn from consideration.
- 5) Claim(s) _____ is/are allowed.
- 6) Claim(s) 27-31 and 40-42 is/are rejected.
- 7) Claim(s) _____ is/are objected to.
- 8) Claim(s) _____ are subject to restriction and/or election requirement.

Application Papers

- 9) The specification is objected to by the Examiner.
- 10) The drawing(s) filed on 16 February 2006 is/are: a) accepted or b) objected to by the Examiner.
 - Applicant may not request that any objection to the drawing(s) be held in abeyance. See 37 CFR 1.85(a).
 - Replacement drawing sheet(s) including the correction is required if the drawing(s) is objected to. See 37 CFR 1.121(d).
- 11) The oath or declaration is objected to by the Examiner. Note the attached Office Action or form PTO-152.

Priority under 35 U.S.C. § 119

- 12) Acknowledgment is made of a claim for foreign priority under 35 U.S.C. § 119(a)-(d) or (f).
 - a) All b) Some * c) None of:
 - 1. Certified copies of the priority documents have been received.
 - 2. Certified copies of the priority documents have been received in Application No. _____.
 - 3. Copies of the certified copies of the priority documents have been received in this National Stage application from the International Bureau (PCT Rule 17.2(a)).

* See the attached detailed Office action for a list of the certified copies not received.

Attachment(s)

- 1) Notice of References Cited (PTO-892)
- 2) Notice of Draftsperson's Patent Drawing Review (PTO-948)
- 3) Information Disclosure Statement(s) (PTO/SB/08)
 - Paper No(s)/Mail Date 5/07/07, 6/21/07.
- 4) Interview Summary (PTO-413)
 - Paper No(s)/Mail Date. _____.
- 5) Notice of Informal Patent Application
- 6) Other: _____.

Art Unit: 1626

DETAILED ACTION

1. This application claims benefit of the provisional application: 60/654,060 with a filing date 02/16/2005.
2. Amendment of claims 27, cancellation of claims 1-26 and 32-39, and addition of claims 40-42 in the amendment filed on June 06, 2008 is acknowledged. Claims 27-31 and 40-42 are pending in the application. No new matter is found. Since the newly added claims 40-42 are commensurate with the scope of the invention, claims 27-31 and 40-42 are prosecuted in the case.

Information Disclosure Statement

3. Applicant's Information Disclosure Statements, filed on May 07, 2007 and June 21, 2007 has been considered. Please refer to Applicant's copies of the 1449's submitted herein.

Responses to Election/Restriction

4. Applicant's election of Group V claims 27-36 (now are 27-31 and 40-42) in the reply filed on June 06, 2008 is acknowledged. Election of a species, i.e., 1, 3-dihydro-5-fluoro- 1-hydroxy-2, 1-benzoxaborole, is also acknowledged. Because applicant did not distinctly and specifically point out the supposed errors in the restriction requirement, the election has been treated as an election without traverse (MPEP § 818.03(a)).

Claims 27-31 and 40-42 are pending in the application. The scope of the invention of the elected subject matter is as follows.

Art Unit: 1626

Claims 27-31 and 40-42 are drawn to methods of use using a compound
1, 3-dihydro-5-fluoro- 1-hydroxy-2, 1-benzoxaborole.

Claims 27-31 and 40-42 are prosecuted in the case.

The requirement is still deemed proper and therefore is made FINAL.

Claim Rejections - 35 USC § 112

5. The following is a quotation of the first paragraph of 35 U.S.C. 112:

The specification shall contain a written description of the invention, and of the manner and process of making and using it, in such full, clear, concise, and exact terms as to enable any person skilled in the art to which it pertains, or with which it is most nearly connected, to make and use the same and shall set forth the best mode contemplated by the inventor of carrying out his invention.

5.1 Claims 27-31 and 40-42 are rejected under 35 U.S.C. 112, first paragraph, because the specification, while being enabling for using the instant compound for treating fungal infection, it does not reasonably provide enablement for using the instant compound for preventing infection, see claim 27. The specification does not enable any person skilled in the art to which it pertains, or with which it is most nearly connected, to make the invention commensurate in scope with these claims.

Dependent claims 28-31 and 40-42 are also rejected along with claim 27 under 35 U.S.C. 112, first paragraph.

In *In re Wands*, 8 USPQ2d 1400 (1988), factors to be considered in determining whether a disclosure meets the enablement requirement of 35 U.S.C. 112, first paragraph, have been described. They are:

1. the nature of the invention,

Art Unit: 1626

2. the state of the prior art,
3. the predictability or lack thereof in the art,
4. the amount of direction or guidance present,
5. the presence or absence of working examples,
6. the breadth of the claims,
7. the quantity of experimentation needed, and
8. the level of the skill in the art.

In the instant case:

The nature of the invention

The nature of the invention of claims 27-31 and 40-42 is drawn to intent methods of use using the instant compound for treating or preventing infection without limitation (i.e., no named infection), see claim 27.

The state of the prior art and the predictability or lack thereof in the art

The state of the prior art is that the pharmacological art involves screening *in vitro* and *in vivo* to determine which compounds exhibit the desired pharmacological activities (i.e. what compounds can treat which specific diseases by what mechanism). There is no absolute predictability even in view of the seemingly high level of skill in the art. The existence of these obstacles establishes that the contemporary knowledge in the art would prevent one of ordinary skill in the art from accepting any therapeutic or preventive regimen on its face.

Art Unit: 1626

The instant claimed invention is highly unpredictable as discussed below:

It is noted that the pharmaceutical art is unpredictable, requiring each embodiment to be individually assessed for physiological activity. *In re Fisher*, 427 F.2d 833,166 USPQ 18 (CCPA 1970) indicates that the more unpredictable an area is, the more specific enablement is necessary in order to satisfy the statute. Adams et al. US 6,083,903 disclose similar boron compounds for treating HIV infection. Applicants are claiming intent methods of use using the instant compound effective to “treating or preventing infection” without limitation. As such, the specification fails to enable the skilled artisan to use the compounds of claims 27-31 and 40-42 effective to “treating or preventing infection” without limitation.

In addition, there is no established correlation between *in vitro* activity and accomplishing treatment of “treating or preventing disorders *in vitro* or *in vivo* “treating or preventing infection” without limitation, *in vivo*, and those skilled in the art would not accept allegations in the instant specification to be reliable predictors of success, and those skilled in the art would not be able to use the instant compound since there is no description of an actual method wherein “treating or preventing infection” without limitation in a host is treated or prevented.

Hence, one of skill in the art is unable to fully predict possible results from the administration of the compounds of claims 27-31 and 40-42 due to the unpredictability of the “treating or preventing infection” without limitation. The treating or preventing infection” without limitation is known to have many obstacles that would prevent one of ordinary skill in the art from accepting treating or preventing regimen on its face.

The amount of direction or guidance present and the presence or absence of working examples

The only direction or guidance present in the instant specification is the listing of exemplary assays of inhibiting fungal growth, , see Fig.1 - Fig.9 There are no *in vivo* working examples present for the prevention of infection by the administration of compounds of the instant invention.

The breadth of the claims

The breadth of the claims is methods of use using the instant compound effective to “treating or preventing infection” without limitation.

The quantity of experimentation needed

The quantity of experimentation needed is undue experimentation. One of skill in the art would need to determine what “treating or preventing infection” without limitation would be benefited (i.e., prevented) by the administration of the instant compounds of the instant invention and would furthermore then have to determine which of the claimed methods of use would provide prevention of infection, if any.

The level of the skill in the art

The level of skill in the art is high. However, due to the unpredictability in the pharmaceutical art, it is noted that each embodiment of the invention is required to be individually assessed for physiological activity by *in vitro* and *in vivo* screening to

Art Unit: 1626

determine which methods of use exhibit the desired pharmacological activity and which diseases would benefit from this activity. Thus, the specification fails to provide sufficient support of the broad use of the pharmaceutical compounds of the instant claims 27-31 and 40-42 for the "treating or preventing infection". As a result necessitating one of skill to perform an exhaustive search for which "treating or preventing infection", can be treated or prevented by what pharmaceutical compounds of the instant claims in order to practice the claimed invention.

Genentech Inc. v. Novo Nordisk A/S (CA FC) 42 USPQ2d 1001, states that " a patent is not a hunting license. It is not a reward for search, but compensation for its successful conclusion" and "patent protection is granted in return for an enabling disclosure of an invention, not for vague intimations of general ideas that may or may not be workable".

Therefore, in view of the Wands factors and *In re Fisher* (CCPA 1970) discussed above, to practice the claimed invention herein, a person of skill in the art would have to engage in undue experimentation, with no assurance of success. This rejection can be overcome by incorporation of the limitation "fungal infection" into claim 27 and deletion of the limitation "preventing" from claim 27 respectively, would obviate the rejection.

5.2. Claims 27-31 and 40-42 are rejected under 35 U.S.C. 112, first paragraph, because the specification, while being enabling for pharmaceutically acceptable salts of the instant compound of claim 27, 1,3-dihydro-5-fluoro- 1-hydroxy-2,1-benzoxaborole, does not reasonably provide enablement for the prodrug of the instant compound of

Art Unit: 1626

claim 27, see claim 27. The specification does not enable any person skilled in the art to which it pertains, or with which it is most nearly connected, to make the invention commensurate in scope with these claims. Dependent claims 28-31 and 40-42 are also rejected along with claim 27 under 35 U.S.C. 112, first paragraph.

In *In re Wands*, 8 USPQ2d 1400 (1988), factors to be considered in determining whether a disclosure meets the enablement requirement of 35 U.S.C. 112, first paragraph, have been described. They are:

1. the nature of the invention,
2. the state of the prior art,
3. the predictability or lack thereof in the art,
4. the amount of direction or guidance present,
5. the presence or absence of working examples,
6. the breadth of the claims,
7. the quantity of experimentation needed, and
8. the level of the skill in the art.

The nature of the invention

The nature of the invention is the intent method of use using the compound of claim 27, i.e., 1,3-dihydro-5-fluoro-1-hydroxy-2,1-benzoxaborole, their prodrugs or pharmaceutically acceptable salts thereof.

Art Unit: 1626

The state of the prior art and the predictability or lack thereof in the art

The state of the prior art is that pro-drugs are inactive substances that are converted to a drug within the body by enzymes or other chemicals. Prodrugs can be formed by various mechanisms and vary depending on the functional groups present in the parent compound, i.e. different prodrugs would arise from parent compounds containing varying functional groups, such as a carboxylic acid, ester, an alcohol or an amine, all of which would require differing mechanism.

The amount of direction or guidance present and the presence or absence of working examples

The only direction or guidance present in the instant specification is the Compound of claim 27 and their pharmaceutically acceptable salts of the compounds. There is no data present in the instant specification for the preparation of constitutional prodrugs of the instant compound of claim 27.

The breadth of the claims

The instant breadth of the rejected claims is broader than the disclosure, specifically, the instant claims include any prodrugs, i.e. any compound of claim 27 with various functional groups, no matter what the chain length and any covalently bonded compound that would release the active parent compound.

The quantity or experimentation needed and the level of skill in the art

While the level of the skill in the pharmaceutical arts is high, it would require

Art Unit: 1626

undue experimentation of one of ordinary skill in the art to prepare any prodrug of claim 27 as instantly claimed since a pro-drug of the compounds of claim 27 can have varying functional groups in varying positions. It would also require undue experimentation to prepare any covalently bonded compound that would release the active parent drug since pro-drugs are formed by varying mechanisms and depend on the functional groups of the parent compound. The only guidance present in the instant specification is for the compounds of claim 27 and their pharmaceutically acceptable salts thereof. There is no guidance or working examples present for constitutional prodrugs of claim 27. Therefore, the claims lack enablement for all prodrugs of the compounds of claim 27. This rejection can be overcome by deleting the limitation "prodrug" from the instant claims.

Claim Rejections - 35 USC § 103

6. The following is a quotation of 35 U.S.C. 103(a) which forms the basis for all obviousness rejections set forth in this Office action:

(a) A patent may not be obtained though the invention is not identically disclosed or described as set forth in section 102 of this title, if the differences between the subject matter sought to be patented and the prior art are such that the subject matter as a whole would have been obvious at the time the invention was made to a person having ordinary skill in the art to which said subject matter pertains. Patentability shall not be negated by the manner in which the invention was made.

The factual inquiries set forth in *Graham v. John Deere Co.*, 383 U.S. 1, 148 USPQ 459 (1966), that are applied for establishing a background for determining obviousness under 35 U.S.C. 103(a) are summarized as follows:

1. Determining the scope and contents of the prior art.
2. Ascertaining the differences between the prior art and the claims at issue.

Art Unit: 1626

3. Resolving the level of ordinary skill in the pertinent art.
4. Considering objective evidence present in the application indicating obviousness or nonobviousness.

This application currently names joint inventors. In considering patentability of the claims under 35 U.S.C. 103(a), the examiner presumes that the subject matter of the various claims was commonly owned at the time any inventions covered therein were made absent any evidence to the contrary. Applicant is advised of the obligation under 37 CFR 1.56 to point out the inventor and invention dates of each claim that was not commonly owned at the time a later invention was made in order for the examiner to consider the applicability of 35 U.S.C. 103(c) and potential 35 U.S.C. 102(f) or (g) prior art under 35 U.S.C. 103(a).

Claims 27-31 and 40-42 are rejected under 35 U.S.C. 103(a) as being unpatentable over Austin et al. CAS: 124:234024 or see US 5,880,188 in view of fungicide: definition from Answre.com.

Applicants claim methods of use (i.e., treating infection) in an animal using 1,3-dihydro-5-fluoro-1-hydroxy-2,1-benzoxaborole, see claim 27.

Determination of the scope and content of the prior art (MPEP §2141.01)

Austin et al. disclose 5- and 6-fluoro or bromo-1,3-dihydro-1-hydroxy-2,1-benzoxaborole as fungicide for agriculture, see Austin et al. CAS: 124:234024.

Art Unit: 1626

Determination of the difference between the prior art and the claims (MPEP**§2141.02)**

The difference between instant claims and Austin et al. is that the Austin et al. using 5- and 6-fluoro or bromo-1,3-dihydro-1-hydroxy-2,1-benzoxaborole, while the instant claim is 1,3-dihydro-5-fluoro-1-hydroxy-2,1-benzoxaborole.

Fungicide: definition from Answre.com discloses fungicide can be used for agriculture or pharmaceutical industry, i.e., for human fungal infections. Austin et al. methods of use and teachings of fungicide: definition from Answre.com inherently overlap with the instant invention.

Finding of prima facie obviousness-rational and motivation (MPEP §2142-2143)

One having ordinary skill in the art would find the claims 27-31 and 40-42 prima facie obvious because one would be motivated to employ the methods of use of Austin et al. and teachings of fungicide: definition from Answre.com to obtain instant methods of use using 1,3-dihydro-5-fluoro-1-hydroxy-2,1-benzoxaborole for treating infection (i.e., fungal infection) in animals. Dependent claims 28-31 and 40-42 are also rejected along with claim 27 under 35 U.S.C. 103(a).

The motivation to make the claimed compounds derived from the known compounds as fungicide of Austin et al. and teachings of Answre.com would possess similar activity (i.e., treating fungal infection) to that which is claimed in the reference.

Art Unit: 1626

Double Patenting

7. The nonstatutory double patenting rejection is based on a judicially created doctrine grounded in public policy (a policy reflected in the statute) so as to prevent the unjustified or improper timewise extension of the "right to exclude" granted by a patent and to prevent possible harassment by multiple assignees. See *In re Goodman*, 11 F.3d 1046, 29 USPQ2d 2010 (Fed. Cir. 1993); *In re Longi*, 759 F.2d 887, 225 USPQ 645 (Fed. Cir. 1985); *In re Van Ornum*, 686 F.2d 937, 214 USPQ 761 (CCPA 1982); *In re Vogel*, 422 F.2d 438, 164 USPQ 619 (CCPA 1970); and *In re Thorington*, 418 F.2d 528, 163 USPQ 644 (CCPA 1969).

A timely filed terminal disclaimer in compliance with 37 CFR 1.321(c) may be used to overcome an actual or provisional rejection based on a nonstatutory double patenting ground provided the conflicting application or patent is shown to be commonly owned with this application. See 37 CFR 1.130(b).

Effective January 1, 1994, a registered attorney or agent of record may sign a terminal disclaimer. A terminal disclaimer signed by the assignee must fully comply with 37 CFR 3.73(b).

Claim 27-31 and 40-42 are provisionally rejected under the judicially created doctrine of obviousness-type double patenting as being unpatentable over claims 53-54 and 58 of Baker et al. co-pending application No. 11/505,591. Although the conflicting claims are not identical, they are not patentably distinct from each other and reasons are as follows.

Art Unit: 1626

Applicants claim methods of use (i.e., treating infection) using 1,3-dihydro-5-fluoro-1-hydroxy-2,1-benzoxaborole, see claims 27.

Baker et al. et al. '591 claim methods of use (i.e., treating microorganism) using compounds of formula (I) or a compound 1,3-dihydro-5-fluoro-1-hydroxy-2,1-benzoxaborole, see claim 54 or 58.

The difference between the instant claims and Baker et al. et al. is that the instant claims are using a compound 1,3-dihydro-5-fluoro-1-hydroxy-2,1-benzoxaborole, while Baker et al. using compound of formula (I) or a compound 1,3-dihydro-5-fluoro-1-hydroxy-2,1-benzoxaborole. Baker et al. methods of use inherently overlap with the instant invention.

One having ordinary skill in the art would find the instant claims 27-31 and 40-42 prima facie obvious **because** one would be motivated to employ the methods of use of Baker et al. '591 to obtain the instant methods of use using a compound 1,3-dihydro-5-fluoro-1-hydroxy-2,1-benzoxaborole or its pharmaceutical salt .

The motivation to obtain the claimed catalyst derives from known Baker et al. methods of use would possess similar activity (i.e., treating fungus) to that which is claimed in the reference.

This is a provisional obviousness-type double patenting rejection because the conflicting claims have not in fact been patented.

Conclusion

Any inquiry concerning this communication or earlier communications from the examiner should be directed to Rei-Tsang Shiao whose telephone number is (571) 272-0707. The examiner can normally be reached on 8:30 AM - 5:00 PM. If attempts to reach the examiner by telephone are unsuccessful, the examiner's supervisor, Joseph K. McKane can be reached on (571) 272-0699. The fax phone number for the organization where this application or proceeding is assigned is 571-273-8300.

Information regarding the status of an application may be obtained from The Patent Application Information Retrieval (PAIR) system. Status information for published applications may be obtained from either Private PAIR or Public PAIR. Status information for unpublished applications is available through Private PAIR only. For more information about the PAIR system, see <http://pair-direct.uspto.gov>. Should you have questions on access to the Private PAIR system, contact the Electronic Business Center (EBC) at 866-217-9197 (toll-free). If you would like assistance from a USPTO Customer Service Representative or access to the automated information system, call 800-786-9199 (IN USA OR CANADA) or 571-272-1000.

Application/Control Number: 11/357,687
Art Unit: 1626

Page 16

/REI-TSANG SHIAO /

Rei-Tsang Shiao, Ph.D.
Primary Patent Examiner
Art Unit 1626

August 21, 2008

Notice of References Cited	Application/Control No. 11/357,687	Applicant(s)/Patent Under Reexamination BAKER ET AL.	
	Examiner REI-TSANG SHIAO	Art Unit 1626	Page 1 of 1

U.S. PATENT DOCUMENTS

*	Document Number Country Code-Number-Kind Code	Date MM-YYYY	Name	Classification
*	A US-5,880,188	03-1999	Austin et al.	524/109
*	B US-6,083,903	07-2000	Adams et al.	514/2
	C US-			
	D US-			
	E US-			
	F US-			
	G US-			
	H US-			
	I US-			
	J US-			
	K US-			
	L US-			
	M US-			

FOREIGN PATENT DOCUMENTS

*	Document Number Country Code-Number-Kind Code	Date MM-YYYY	Country	Name	Classification
	N				
	O				
	P				
	Q				
	R				
	S				
	T				

NON-PATENT DOCUMENTS

*	Include as applicable: Author, Title Date, Publisher, Edition or Volume, Pertinent Pages)
U	Austin et al., 1996, CAS: 124:234024
V	fungicide: definition from Answre.com, 1998.
W	
X	


*A copy of this reference is not being furnished with this Office action. (See MPEP § 707.05(a).)
Dates in MM-YYYY format are publication dates. Classifications may be US or foreign.


UNITED STATES PATENT AND TRADEMARK OFFICE

UNITED STATES DEPARTMENT OF COMMERCE
United States Patent and Trademark Office
 Address: COMMISSIONER FOR PATENTS
 P.O. Box 1450
 Alexandria, Virginia 22313-1450
 www.uspto.gov

BIB DATA SHEET
CONFIRMATION NO. 4964

SERIAL NUMBER	FILING or 371(c) DATE	CLASS	GROUP ART UNIT	ATTORNEY DOCKET NO.	
11/357,687	02/16/2006	514	1626	64507-5014-US	
APPLICANTS					
Stephen J. Baker, Mountain View, CA; Tsutomu Akama, Sunnyvale, CA; Carolyn Bellinger-Kawahara, Redwood City, CA; Vincent S. Hernandez, Watsonville, CA; Karin M. Hold, Belmont, CA; James J. Leyden, Malvern, PA; Kirk R. Maples, San Jose, CA; Jacob J. Plattner, Berkeley, CA; Virginia Sanders, San Francisco, CA; Yong-Kang Zhang, San Jose, CA;					
** CONTINUING DATA ***** This appln claims benefit of 60/654,060 02/16/2005					
** FOREIGN APPLICATIONS *****					
** IF REQUIRED, FOREIGN FILING LICENSE GRANTED ** ** SMALL ENTITY ** 03/30/2006					
Foreign Priority claimed <input type="checkbox"/> Yes <input checked="" type="checkbox"/> No 35 USC 119(a-d) conditions met <input type="checkbox"/> Yes <input checked="" type="checkbox"/> No Verified and Acknowledged <u>/REI-TSANG SHIAO/</u> Examiner's Signature	<input type="checkbox"/> Met after Allowance R.S. Initials	STATE OR COUNTRY CA	SHEETS DRAWINGS 12	TOTAL CLAIMS 39	INDEPENDENT CLAIMS 3
ADDRESS					
MORGAN, LEWIS & BOCKIUS LLP (SF) One Market, Spear Street Tower, Suite 2800 San Francisco, CA 94105 UNITED STATES					
TITLE					
Boron-containing small molecules					
FILING FEE RECEIVED 1240	FEES: Authority has been given in Paper No. _____ to charge/credit DEPOSIT ACCOUNT No. _____ for following:		<input type="checkbox"/> All Fees <input type="checkbox"/> 1.16 Fees (Filing) <input type="checkbox"/> 1.17 Fees (Processing Ext. of time) <input type="checkbox"/> 1.18 Fees (Issue) <input type="checkbox"/> Other _____ <input type="checkbox"/> Credit		



Substitute for form 1449B/PTO		Complete if Known	
INFORMATION DISCLOSURE STATEMENT BY APPLICANT (use as many sheets as necessary)		Application Number	11/357,687
		Filing Date	February 16, 2006
		First Named Inventor	Baker, Stephen J.
		Art Unit	1626
		Examiner Name	Balasubramanian, V. REITSANG SHIAO
Sheet 1 of 1	Attorney Docket Number	64507-5014-US	

U.S. PATENT DOCUMENTS+					
Examiner Initials*	Cite No. ¹	Document Number Number Kind Code ² (if known)	Publication Date MM-DD-YYYY	Name of Patentee or Applicant of Cited Document	Pages, Columns, Lines, Where Relevant Passages or Relevant Figures Appear

FOREIGN PATENT DOCUMENTS								
Examiner Initials*	Cite No. ¹	Foreign Patent Document			Publication Date MM-DD-YYYY	Name of Patentee or Applicant of Cited Document	Pages, Columns, Lines, Where Relevant Passages or Relevant Figures Appear	T ⁶
		Country Code ³	Number ⁴	Kind Code ⁵ (if known)				

NON PATENT LITERATURE DOCUMENTS			
Examiner Initials*	Cite No. ¹	Include name of the author (in CAPITAL LETTERS), title of the article (when appropriate), title of the item (book, magazine, journal, serial, symposium, catalog, etc.), date, page(s), volume-issue number(s), publisher, city and/or country where published.	T ²
	AA	Sudaxshina Murdan, "Drug Delivery to the Nail Following Topical Application," <i>International Journal of Pharmaceutics</i> , 236:1-26 (2002)	
	AB	S. J. Baker, et al., "Progress on New Therapeutics for Fungal Nail Infections," <i>Annual Reports in Medicinal Chemistry</i> , 40:323-335 (2005)	

Examiner Signature	/Rei Tsang Shiao/ (08/20/2008)	Date Considered	
--------------------	--------------------------------	-----------------	--

Application Number



Application/Control No.

11/357,687

Applicant(s)/Patent under Reexamination

BAKER ET AL.

Examiner

REI-TSANG SHIAO

Art Unit

1626

Index of Claims



Application/Control No.

11/357,687

Examiner

REI-TSANG SHIAO

Applicant(s)/Patent under Reexamination

BAKER ET AL.

Art Unit

1626

√	Rejected
=	Allowed

—	(Through numeral) Cancelled
÷	Restricted

N	Non-Elected
I	Interference

A	Appeal
O	Objected

Claim		Date									
Final	Original	8/21/08									
	1	-									
	2	-									
	3	-									
	4	-									
	5	-									
	6	-									
	7	-									
	8	-									
	9	-									
	10	-									
	11	-									
	12	-									
	13	-									
	14	-									
	15	-									
	16	-									
	17	-									
	18	-									
	19	-									
	20	-									
	21	-									
	22	-									
	23	-									
	24	-									
	25	-									
	26	-									
	27	√									
	28	√									
	29	√									
	30	√									
	31	√									
	32	-									
	33	-									
	34	-									
	35	-									
	36	-									
	37	-									
	38	-									
	39	-									
	40	√									
	41	√									
	42	√									
	43	-									
	44	-									
	45	-									
	46	-									
	47	-									
	48	-									
	49	-									
	50	-									

Claim		Date									
Final	Original										
	51										
	52										
	53										
	54										
	55										
	56										
	57										
	58										
	59										
	60										
	61										
	62										
	63										
	64										
	65										
	66										
	67										
	68										
	69										
	70										
	71										
	72										
	73										
	74										
	75										
	76										
	77										
	78										
	79										
	80										
	81										
	82										
	83										
	84										
	85										
	86										
	87										
	88										
	89										
	90										
	91										
	92										
	93										
	94										
	95										
	96										
	97										
	98										
	99										
	100										

Claim		Date									
Final	Original										
	101										
	102										
	103										
	104										
	105										
	106										
	107										
	108										
	109										
	110										
	111										
	112										
	113										
	114										
	115										
	116										
	117										
	118										
	119										
	120										
	121										
	122										
	123										
	124										
	125										
	126										
	127										
	128										
	129										
	130										
	131										
	132										
	133										
	134										
	135										
	136										
	137										
	138										
	139										
	140										
	141										
	142										
	143										
	144										
	145										
	146										
	147										
	148										
	149										
	150										



Substitute for form 1449B/PTO INFORMATION DISCLOSURE STATEMENT BY APPLICANT (use as many sheets as necessary)		Complete if Known	
		Application Number	11/440,839
		Filing Date	February 16, 2006
		First Named Inventor	Baker, Stephen J.
		Art Unit	1626
		Confirmation No.	4964
		Examiner Name	Balasubramanian, V. REITSANG Shiao
Sheet 1 of 1	Attorney Docket Number	64507-5014-US	

U.S. PATENT DOCUMENTS+					
Examiner Initials*	Cite No. ¹	Document Number Number Kind Code ² (if known)	Publication Date MM-DD-YYYY	Name of Patentee or Applicant of Cited Document	Pages, Columns, Lines, Where Relevant Passages or Relevant Figures Appear

FOREIGN PATENT DOCUMENTS								
Examiner Initials*	Cite No. ¹	Foreign Patent Document			Publication Date MM-DD-YYYY	Name of Patentee or Applicant of Cited Document	Pages, Columns, Lines, Where Relevant Passages or Relevant Figures Appear	T ⁶
		Country Code ³	Number ⁴	Kind Code ⁵ (if known)				
	AA	WO	2005/013892	A3	02-17-2005	Anacor Pharmaceuticals, Inc.	Claims 1-39	

NON PATENT LITERATURE DOCUMENTS			
Examiner Initials*	Cite No. ¹	Include name of the author (in CAPITAL LETTERS), title of the article (when appropriate), title of the item (book, magazine, journal, serial, symposium, catalog, etc.), date, page(s), volume-issue number(s), publisher, city and/or country where published.	T ²

Examiner Signature	/Rei Tsang Shiao/ (08/20/2008)	Date Considered	
--------------------	--------------------------------	-----------------	--

021606
01789 U.S. PTO

PRO/SB/05 (04-05)
Approved for use through 07/31/2006. OMB 0651-0032
U.S. Patent and Trademark Office; U.S. DEPARTMENT OF COMMERCE

Under the Paperwork Reduction Act of 1995, no persons are required to respond to a collection of information unless it displays a valid OMB control number

UTILITY PATENT APPLICATION TRANSMITTAL <i>(Only for new nonprovisional applications under 37 CFR 1.53(b))</i>	Attorney Docket No.	64507-5014-US
	First Inventor	BAKER, Stephen J.
	Title	BORON-CONTAINING SMALL MOLECULES
	Express Mail Label No.	EV553729231US

3013 U.S. PTO
11/357687
021606

APPLICATION ELEMENTS <i>See MPEP chapter 600 concerning utility patent application contents.</i>	ADDRESS TO: Commissioner for Patents P.O. Box 1450 Alexandria VA 22313-1450
--	---

1. Fee Transmittal Form (e.g., PTO/SB/17)
(Submit an original and a duplicate for fee processing)
2. Applicant claims small entity status.
See 37 CFR 1.27.
3. Specification [Total Pages 111]
Both the claims and abstract must start on a new page
(For information on the preferred arrangement, see MPEP 608.01(a))
4. Drawing(s) (35 U.S. 113) [Total Sheets 12]
5. Oath or Declaration [Total Sheets _____]
 - a. Newly executed (original or copy)
 - b. A copy from a prior application (37 CFR 1.63(d)
(for continuation/divisional with Box 18 completed)
 - i. DELETION OF INVENTOR(S)
Signed statement attached deleting inventor(s) name
in the prior application, see 37 CFR 1.63(d)(2) and
1.33(b).
6. Application Data Sheet. *See 37 CFR 1.76*
7. CD-ROM or CD-R in duplicate, large table or
Computer Program (*Appendix*)
 Landscape Table on CD
8. Nucleotide and/or Amino Acid Sequence Submission
(if applicable, items a. - c. are required)
 - a. Computer Readable Form CRF)
 - b. Specification Sequence Listing on:
 - i. CD-ROM or CD-R (2 copies); or
 - ii. Paper
 - c. Statements verifying identity of above copies

ACCOMPANYING APPLICATION PARTS

9. Assignment Papers (cover sheet & document(s))

Name of Assignee _____
10. 37 CFR 3.73(b) Statement Power of Attorney
(when there is an assignee)
11. English Translation Document *(if applicable)*
12. Information Disclosure Statement (PTO/SB/08 or PTO-1449)
 Copies of citations attached
13. Preliminary Amendment
14. Return Receipt Postcard (MPEP 503)
(Should be specifically itemized)
15. Certified Copy of Priority Document(s)
(if foreign priority is claimed)
16. Nonpublication Request under 35 U.S.C. 122(b)(2)(B)(i)
Applicant must attach form PTO/SB/35 or equivalent.
17. Other: _____

18. If a CONTINUING APPLICATION, check appropriate box, and supply the requisite information below and in the first sentence of the specification following their title, or in an Application Sheet under 37 CFR 1.76:


Continuation
 Divisional
 Continuation-in-part (CIP)
 of prior application No. _____

Prior application information:
 Examiner _____
 Art Unit: _____

19. CORRESPONDENCE ADDRESS

The address associated with Customer Number: 43850
OR Correspondence address below

Name			
Address			
City	State	Zip Code	
Country	Telephone	Email	

Signature		Date	February 16, 2006
Name (Print/Type)	Todd Esker	Registration No. Attorney/Agent	46,690

This collection of information is required by 37 CFR 1.53(b). The information is required to obtain or retain a benefit by the public which is to file (and by the USPTO to process) an application. Confidentiality is governed by 35 U.S.C. 122 and 37 CFR 1.11 and 1.14. This collection is estimated to take 12 minutes to complete, including gathering, preparing, and submitting the completed application form to the USPTO. Time will vary depending upon the individual case. Any comments on the amount of time you require to complete this form and/or suggestions for reducing this burden, should be sent to the Chief Information Officer, U.S. Patent and Trademark Office, U.S. Department of Commerce, P.O. Box 1450, Alexandria, VA 22313-1450. DO NOT SEND FEES OR COMPLETED FORMS TO THIS ADDRESS. SEND TO: Commissioner for Patents, P.O. Box 1450, Alexandria, VA 22313-1450.

021606
01789 U.S. PTO

PTO/SB/17 (12-04)

Approved for use through 07/31/2006. OMB 0651-0032

U.S. Patent and Trademark Office; U.S. DEPARTMENT OF COMMERCE

Under the Paperwork Reduction Act of 1995 no persons are required to respond to a collection of information unless it displays a valid OMB control number

Effective on 12/08/2004. Fees pursuant to the Consolidated Appropriations Act, 2005 (H.R. 4818). FEE TRANSMITTAL For FY 2005		Complete if Known	
<input checked="" type="checkbox"/> Applicant claims small entity status. See 37 CFR 1.27		Application Number	Not Yet Assigned
Total Amount of Payment (\$) 1100.00		Filing Date	February 16, 2006
		First Named Investor	Baker, Stephen J.
		Examiner Name	Not Yet Assigned
		Art Unit	Not Yet Assigned
		Attorney Docket No.	64507-5014-US

METHOD OF PAYMENT (check all that apply)

Check Credit Card Money Order None Other (please identify): _____

Deposit Account Deposit Account Number **50-0310** Deposit Account Name: **Morgan, Lewis & Bockius LLP**

For the above-identified deposit account, the Director is hereby authorized to: (check all that apply)

Charge fee(s) indicated below Charge fee(s) indicated below, except for the filing fee

Charge any additional fee(s) or underpayments of fee(s) under 37 CFR 1.16 and 1.17 Credit any overpayments

WARNING: Information on this form may become public. Credit card information should not be included on this form. Provide credit card information and authorization on PTO-2038.

FEE CALCULATION

1. BASIC FILING, SEARCH, AND EXAMINATION FEES

Application Type	FILING FEES		SEARCH FEES		EXAMINATION FEES		Fees Paid (\$)
	Small Entity Fee (\$)	Fee (\$)	Small Entity Fee (\$)	Fee (\$)	Small Entity Fee (\$)	Fee (\$)	
Utility	300	150	500	250	200	100	500
Design	200	100	100	50	130	65	
Plant	200	100	300	150	160	80	
Reissue	300	150	500	250	600	300	
Provisional	200	100	0	0	0	0	

2. EXCESS CLAIM FEES

Fee Description	Small Entity	
	Fee (\$)	Fee (\$)
Each claim over 20 or, for Reissues, each claim over 20 and more than in the original patent	50	25
Each independent claim over 3 or, for Reissues, each independent claim more than in the original patent	200	100
Multiple dependent claims	360	180

Total Claims 39 - 20 or HP = 19 **Extra Claims** x 25 **Fee (\$)** = 475 **Fee Paid (\$)**

HP = highest number of total claims paid for, if greater than 20

Indep. Claims 3 - 3 or HP = 3 **Extra Claims** x 200 **Fee (\$)** = 600 **Fee Paid (\$)**

HP = highest number of total claims paid for, if greater than 3

3. APPLICATION SIZE FEE

If the specification and drawings exceed 100 sheets of paper, the application size fee due is \$250 (\$125 for small entity) for each additional 50 sheets or fraction thereof. See 35 U.S.C. 41(a)(1)(G) and 37 CFR 1.16(s).


Total Sheets 123 - 100 = 23 **Extra Sheets** / 50 = 1 **Number of each additional 50 or fraction thereof** x 125 **Fee(\$)** = 125 **Fee Paid (\$)**

4. OTHER FEE(S)

Non-English Specification, \$130 fee (no small entity discount) _____ **Fees Paid (\$)**

Other: _____ **Fees Paid (\$)**

SUBMITTED BY

Signature		Registration No. 46,690 (Attorney/Agent)	Telephone (415) 442-1304
Name (Print/Type)	Todd Esker		Date February 16, 2006

This collection of information is required by 37 CFR 1.136. The information is required to obtain or retain a benefit by the public which is to file (and by the USPTO to process) an application. Confidentiality is governed by 35 U.S.C. 122 and 37 CFR 1.14. This collection is estimated to take 30 minutes to complete, including gathering, preparing, and submitting the completed application form to the USPTO. Time will vary depending upon the individual case. Any comments on the amount of time you require to complete this form and/or suggestions for reducing this burden, should be sent to the Chief Information Officer, U.S. Patent and Trademark Office, U.S. Department of Commerce, P.O. Box 1450, Alexandria, VA 22313-1450. DO NOT SEND FEES OR COMPLETED FORMS TO THIS ADDRESS. SEND TO: Commissioner for Patents, P.O. Box 1450, Alexandria, VA 22313-1450.

If you need assistance in completing the form, call 1-800-PTO-9199 and select option 2.

021606
01789 U.S. PTO

PRO/SB/05 (04-05)

Approved for use through 07/31/2006. OMB 0651-0032
U.S. Patent and Trademark Office; U.S. DEPARTMENT OF COMMERCE

Under the Paperwork Reduction Act of 1995, no persons are required to respond to a collection of information unless it displays a valid OMB control number

UTILITY PATENT APPLICATION TRANSMITTAL <i>(Only for new nonprovisional applications under 37 CFR 1.53(b))</i>	Attorney Docket No.	64507-5014-US
	First Inventor	BAKER, Stephen J.
	Title	BORON-CONTAINING SMALL MOLECULES
	Express Mail Label No.	EV553729231US

3013 U.S. PTO
 11/357687
 021606

APPLICATION ELEMENTS <i>See MPEP chapter 600 concerning utility patent application contents.</i>	ADDRESS TO: Commissioner for Patents P.O. Box 1450 Alexandria VA 22313-1450
--	---

1. Fee Transmittal Form (e.g., PTO/SB/17)
(Submit an original and a duplicate for fee processing)
2. Applicant claims small entity status.
See 37 CFR 1.27.
3. Specification [Total Pages 111]
Both the claims and abstract must start on a new page
(For information on the preferred arrangement, see MPEP 608.01(a))
4. Drawing(s) (35 U.S. 113) [Total Sheets 12]
5. Oath or Declaration [Total Sheets _____]
 - a. Newly executed (original or copy)
 - b. A copy from a prior application (37 CFR 1.63(d)
(for continuation/divisional with Box 18 completed)
 - i. DELETION OF INVENTOR(S)
Signed statement attached deleting inventor(s) name
in the prior application, see 37 CFR 1.63(d)(2) and
1.33(b).
6. Application Data Sheet. See 37 CFR 1.76
7. CD-ROM or CD-R in duplicate, large table or
Computer Program (*Appendix*)
 Landscape Table on CD
8. Nucleotide and/or Amino Acid Sequence Submission
(if applicable, items a. - c. are required)
 - a. Computer Readable Form CRF)
 - b. Specification Sequence Listing on:
 - i. CD-ROM or CD-R (2 copies); or
 - ii. Paper
 - c. Statements verifying identity of above copies

ACCOMPANYING APPLICATION PARTS

9. Assignment Papers (cover sheet & document(s))

Name of Assignee _____
10. 37 CFR 3.73(b) Statement Power of Attorney
(when there is an assignee)
11. English Translation Document *(if applicable)*
12. Information Disclosure Statement (PTO/SB/08 or PTO-1449)
 Copies of citations attached
13. Preliminary Amendment
14. Return Receipt Postcard (MPEP 503)
(Should be specifically itemized)
15. Certified Copy of Priority Document(s)
(if foreign priority is claimed)
16. Nonpublication Request under 35 U.S.C. 122(b)(2)(B)(i)
Applicant must attach form PTO/SB/35 or equivalent.
17. Other: _____

18. If a CONTINUING APPLICATION, check appropriate box, and supply the requisite information below and in the first sentence of the specification following their title, or in an Application Sheet under 37 CFR 1.76:


Continuation
 Divisional
 Continuation-in-part (CIP)
 of prior application No. _____

Prior application information:
 Examiner _____
 Art Unit: _____

19. CORRESPONDENCE ADDRESS

The address associated with Customer Number: 43850
OR Correspondence address below

Name			
Address			
City	State	Zip Code	
Country	Telephone	Email	

Signature		Date	February 16, 2006
Name (Print/Type)	Todd Esker	Registration No. Attorney/Agent	46,690

This collection of information is required by 37 CFR 1.53(b). The information is required to obtain or retain a benefit by the public which is to file (and by the USPTO to process) an application. Confidentiality is governed by 35 U.S.C. 122 and 37 CFR 1.11 and 1.14. This collection is estimated to take 12 minutes to complete, including gathering, preparing, and submitting the completed application form to the USPTO. Time will vary depending upon the individual case. Any comments on the amount of time you require to complete this form and/or suggestions for reducing this burden, should be sent to the Chief Information Officer, U.S. Patent and Trademark Office, U.S. Department of Commerce, P.O. Box 1450, Alexandria, VA 22313-1450. DO NOT SEND FEES OR COMPLETED FORMS TO THIS ADDRESS. SEND TO: Commissioner for Patents, P.O. Box 1450, Alexandria, VA 22313-1450.

021606
01789 U.S. PTO

PTO/SB/17 (12-04)

Approved for use through 07/31/2006. OMB 0651-0032

U.S. Patent and Trademark Office; U.S. DEPARTMENT OF COMMERCE

Under the Paperwork Reduction Act of 1995 no persons are required to respond to a collection of information unless it displays a valid OMB control number

Effective on 12/08/2004. Fees pursuant to the Consolidated Appropriations Act, 2005 (H.R. 4818). FEE TRANSMITTAL For FY 2005		Complete if Known	
<input checked="" type="checkbox"/> Applicant claims small entity status. See 37 CFR 1.27		Application Number	Not Yet Assigned
Total Amount of Payment (\$) 1100.00		Filing Date	February 16, 2006
		First Named Investor	Baker, Stephen J.
		Examiner Name	Not Yet Assigned
		Art Unit	Not Yet Assigned
		Attorney Docket No.	64507-5014-US

METHOD OF PAYMENT (check all that apply)

Check Credit Card Money Order None Other (please identify): _____

Deposit Account Deposit Account Number **50-0310** Deposit Account Name: **Morgan, Lewis & Bockius LLP**

For the above-identified deposit account, the Director is hereby authorized to: (check all that apply)

Charge fee(s) indicated below Charge fee(s) indicated below, except for the filing fee

Charge any additional fee(s) or underpayments of fee(s) under 37 CFR 1.16 and 1.17 Credit any overpayments

WARNING: Information on this form may become public. Credit card information should not be included on this form. Provide credit card information and authorization on PTO-2038.

FEE CALCULATION

1. BASIC FILING, SEARCH, AND EXAMINATION FEES

Application Type	FILING FEES		SEARCH FEES		EXAMINATION FEES		Fees Paid (\$)
	Small Entity Fee (\$)	Fee (\$)	Small Entity Fee (\$)	Fee (\$)	Small Entity Fee (\$)	Fee (\$)	
Utility	300	150	500	250	200	100	500
Design	200	100	100	50	130	65	
Plant	200	100	300	150	160	80	
Reissue	300	150	500	250	600	300	
Provisional	200	100	0	0	0	0	

2. EXCESS CLAIM FEES

Fee Description	Small Entity	
	Fee (\$)	Fee (\$)
Each claim over 20 or, for Reissues, each claim over 20 and more than in the original patent	50	25
Each independent claim over 3 or, for Reissues, each independent claim more than in the original patent	200	100
Multiple dependent claims	360	180

Total Claims 39 - 20 or HP = **Extra Claims** 19 x **Fee (\$)** 25 = **Fee Paid (\$)** 475

HP = highest number of total claims paid for, if greater than 20

Indep. Claims 3 - 3 or HP = **Extra Claims** _____ x **Fee (\$)** _____ = **Fee Paid (\$)** _____

HP = highest number of total claims paid for, if greater than 3

3. APPLICATION SIZE FEE

If the specification and drawings exceed 100 sheets of paper, the application size fee due is \$250 (\$125 for small entity) for each additional 50 sheets or fraction thereof. See 35 U.S.C. 41(a)(1)(G) and 37 CFR 1.16(s).


Total Sheets 123 - 100 = **Extra Sheets** 23 / 50 = _____ (round up to a whole number) x **Fee(\$)** _____ = **Fee Paid (\$)** 125

4. OTHER FEE(S)

Non-English Specification, \$130 fee (no small entity discount) _____

Other: _____

SUBMITTED BY

Signature		Registration No. 46,690 (Attorney/Agent)	Telephone (415) 442-1304
Name (Print/Type)	Todd Esker		Date February 16, 2006

This collection of information is required by 37 CFR 1.136. The information is required to obtain or retain a benefit by the public which is to file (and by the USPTO to process) an application. Confidentiality is governed by 35 U.S.C. 122 and 37 CFR 1.14. This collection is estimated to take 30 minutes to complete, including gathering, preparing, and submitting the completed application form to the USPTO. Time will vary depending upon the individual case. Any comments on the amount of time you require to complete this form and/or suggestions for reducing this burden, should be sent to the Chief Information Officer, U.S. Patent and Trademark Office, U.S. Department of Commerce, P.O. Box 1450, Alexandria, VA 22313-1450. DO NOT SEND FEES OR COMPLETED FORMS TO THIS ADDRESS. SEND TO: Commissioner for Patents, P.O. Box 1450, Alexandria, VA 22313-1450.

If you need assistance in completing the form, call 1-800-PTO-9199 and select option 2.

PATENT APPLICATION

BORON-CONTAINING SMALL MOLECULES

Inventor(s):

Stephen J. Baker, a citizen of the United Kingdom, residing at
1568 Begen Avenue, Mountain View, CA 94040

Tsutomu Akama, a citizen of Japan, residing at
832 Azure St, Sunnyvale, CA 94087

Carolyn Bellinger-Kawahara, a citizen of the USA, residing at
15 Landa Lane, Redwood City, CA 94061

Vincent S. Hernandez, a citizen of the USA, residing at
287 Gilchrist Ln, Watsonville, CA 95076

Karin M. Hold, a citizen of the USA, residing at
1908 Valdez Ave, Belmont, CA 94002

James J Leyden, a citizen of the USA, residing at
319 Applebrook Drive, Malvern, PA 19355

Kirk Maples, a citizen of the USA, residing at
1195 San Moritz Drive, San Jose, CA 95132

Jacob Plattner, a citizen of the USA, residing at
1016 Amito Ave., Berkeley, CA 94705

Virginia Sanders, a citizen of the USA, residing at
2895 Harrison St, Apt 4, San Francisco, CA 94110

Yong-Kang Zhang, a citizen of the United States, residing at
5151 Westmont Avenue, San Jose, CA 95130

Assignee: Anacor Pharmaceuticals
1060 East Meadow Circle
Palo Alto, CA 94303-4230

Entity: Small

Todd Esker
Reg. No. 46,690

MORGAN
LEWIS AND
BOCKIUS
LLP

Correspondence
Address:

One Market
Spear Street Tower
San Francisco
California 94105
Tel 415 442-1000
Fax 415 442-1001

AS FILED WITH THE USPTO ON FEBRUARY 16, 2006

BORON-CONTAINING SMALL MOLECULES

CROSS-REFERENCE TO RELATED APPLICATIONS

[0001] The present application is related to U.S. Provisional Patent Application 60/654,060 filed February 16, 2005, which is incorporated by reference in its entirety for all purposes.

BACKGROUND FOR THE INVENTION

[0002] Infections of the nail and hoof, known as ungual and/or periungual infections, pose serious problems in dermatology. These ungual and/or periungual can be caused by sources such as fungi, viruses, yeast, bacteria and parasites. Onychomycosis is an example of these serious ungual and/or periungual infections and is caused by at least one fungus. Current treatment for ungual and/or periungual infections generally falls into three categories: systemic administration of medicine; surgical removal of all or part of the nail or hoof followed by topical treatment of the exposed tissue; or topical application of conventional creams, lotions, gels or solutions, frequently including the use of bandages to keep these dosage forms in place on the nail or hoof. All of these approaches have major drawbacks. The following discussion is particularly directed to drawbacks associated with current treatment of ungual and/or periungual antifungal infections.

[0003] Long term systemic (oral) administration of an antifungal agent for the treatment of onychomycosis is often required to produce a therapeutic effect in the nail bed. For example, oral treatment with the antifungal compound ketoconazole typically requires administration of 200 to 400 mg/day for 6 months before any significant therapeutic benefit is realized. Such long term, high dose systemic therapy can have significant adverse effects. For example, ketoconazole has been reported to have liver toxicity effects and reduces testosterone levels in blood due to adverse effects on the testes. Patient compliance is a problem with such long term therapies especially those which involve serious adverse effects. Moreover, this type of long term oral therapy is inconvenient in the treatment of a horse or other ruminants afflicted with fungal infections of the hoof. Accordingly, the risks associated with

parenteral treatments generate significant disincentive against their use and considerable patient non-compliance.

[0004] Surgical removal of all or part of the nail followed by topical treatment also has severe drawbacks. The pain and discomfort associated with the surgery and the undesirable cosmetic appearance of the nail or nail bed represent significant problems, particularly for female patients or those more sensitive to physical appearance. Generally, this type of treatment is not realistic for ruminants such as horses.

[0005] Topical therapy has significant problems too. Topical dosage forms such as creams, lotions, gels etc., can not keep the drug in intimate contact with the infected area for therapeutically effective periods of time. Bandages have been used to hold drug reservoirs in place in an attempt to enhance absorption of the pharmaceutical agent. However the bandages are thick, awkward, troublesome and generally lead to poor patient compliance.

[0006] Hydrophilic and hydrophobic film forming topical antifungal solutions have also been developed. These dosage forms provide improved contact between the drug and the nail, but the films are not occlusive. Topical formulations for fungal infection treatment have largely tried to deliver the drug to the target site (an infected nail bed) by diffusion across or through the nail.

[0007] Nail is more like hair than stratum corneum with respect to chemical composition and permeability. Nitrogen is the major component of the nail attesting to the nail's proteinaceous nature. The total lipid content of mature nail is 0.1-1.0%, while the stratum corneum lipid is about 10% w/w. The nail is 100-200 times thicker than the stratum corneum and has a very high affinity and capacity for binding and retaining antifungal drugs. Consequently little if any drug penetrates through the nail to reach the target site. Because of these reasons topical therapy for fungal infections have generally been ineffective.

[0008] Compounds known as penetration or permeation enhancers are well known in the art to produce an increase in the permeability of skin or other body membranes to a pharmacologically active agent. The increased permeability allows an increase in the rate at which the drug permeates through the skin and enters the blood stream. Penetration enhancers have been successful in overcoming the

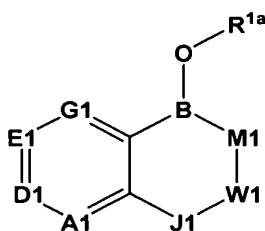
impermeability of pharmaceutical agents through the skin. However, the thin stratum corneum layer of the skin, which is about 10 to 15 cells thick and is formed naturally by cells migrating toward the skin surface from the basal layer, has been easier to penetrate than nails. Moreover, known penetration enhancers have not proven to be useful in facilitating drug migration through the nail tissue.

[0009] Antimicrobial compositions for controlling bacterial and fungal infections comprising a metal chelate of 8-hydroxyquinoline and an alkyl benzene sulfonic acid have been shown to be efficacious due to the increased ability of the oleophilic group to penetrate the lipid layers of micro-cells. The compounds however, do not effectively increase the ability to carry the pharmaceutically active antifungal through the cornified layer or stratum corneum of the skin. U.S. Pat. No. 4,602,011, West et al., Jul. 22, 1986; U.S. Pat. No. 4,766,113, West et al., Aug. 23, 1988.

[0010] Therefore, there is a need in the art for compounds which can effectively penetrate the nail. There is also need in the art for compounds which can effectively treat unguinal and/or periungual infections. These and other needs are addressed by the current invention.

SUMMARY OF THE INVENTION

[0011] In a first aspect, the invention provides a compound having a structure according to Formula I:



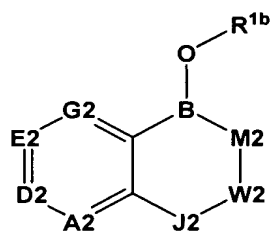
(I)

wherein B is boron. R^{1a} is a member selected from a negative charge, a salt counterion, H, substituted or unsubstituted alkyl, substituted or unsubstituted heteroalkyl, substituted or unsubstituted cycloalkyl, substituted or unsubstituted heterocycloalkyl, substituted or unsubstituted aryl, and substituted or unsubstituted heteroaryl. M1 is a member selected from oxygen, sulfur and NR^{2a}. R^{2a} is a member selected from H, substituted or unsubstituted alkyl, substituted or unsubstituted heteroalkyl, substituted or unsubstituted cycloalkyl, substituted or unsubstituted

heterocycloalkyl, substituted or unsubstituted aryl, and substituted or unsubstituted heteroaryl. J1 is a member selected from $(\text{CR}^{3a}\text{R}^{4a})_{n1}$ and CR^{5a} . R^{3a} , R^{4a} , and R^{5a} are members independently selected from H, OH, NH_2 , SH, substituted or unsubstituted alkyl, substituted or unsubstituted heteroalkyl, substituted or unsubstituted cycloalkyl, substituted or unsubstituted heterocycloalkyl, substituted or unsubstituted aryl, and substituted or unsubstituted heteroaryl. The index n1 is an integer selected from 0 to 2. W1 is a member selected from C=O (carbonyl), $(\text{CR}^{6a}\text{R}^{7a})_{m1}$ and CR^{8a} . R^{6a} , R^{7a} , and R^{8a} are members independently selected from H, OH, NH_2 , SH, substituted or unsubstituted alkyl, substituted or unsubstituted heteroalkyl, substituted or unsubstituted cycloalkyl, substituted or unsubstituted heterocycloalkyl, substituted or unsubstituted aryl, and substituted or unsubstituted heteroaryl. The index m1 is an integer selected from 0 and 1. A1 is a member selected from CR^{9a} and N. D1 is a member selected from CR^{10a} and N. E1 is a member selected from CR^{11a} and N. G1 is a member selected from CR^{12a} and N. R^{9a} , R^{10a} , R^{11a} and R^{12a} are members independently selected from H, OH, NH_2 , SH, substituted or unsubstituted alkyl, substituted or unsubstituted heteroalkyl, substituted or unsubstituted cycloalkyl, substituted or unsubstituted heterocycloalkyl, substituted or unsubstituted aryl, and substituted or unsubstituted heteroaryl. The combination of nitrogens (A1 + D1 + E1 + G1) is an integer selected from 0 to 3. A member selected from R^{3a} , R^{4a} and R^{5a} and a member selected from R^{6a} , R^{7a} and R^{8a} , together with the atoms to which they are attached, are optionally joined to form a 4 to 7 membered ring. R^{3a} and R^{4a} , together with the atoms to which they are attached, are optionally joined to form a 4 to 7 membered ring. R^{6a} and R^{7a} , together with the atoms to which they are attached, are optionally joined to form a 4 to 7 membered ring. R^{9a} and R^{10a} , together with the atoms to which they are attached, are optionally joined to form a 4 to 7 membered ring. R^{10a} and R^{11a} , together with the atoms to which they are attached, are optionally joined to form a 4 to 7 membered ring. R^{11a} and R^{12a} , together with the atoms to which they are attached, are optionally joined to form a 4 to 7 membered ring. The aspect has the proviso that when M1 is oxygen, W1 is a member selected from $(\text{CR}^{3a}\text{R}^{4a})_{n1}$, wherein n1 is 0, J1 is a member selected from $(\text{CR}^{6a}\text{R}^{7a})_{m1}$, wherein m1 is 1, A1 is CR^{9a} , D1 is CR^{10a} , E1 is CR^{11a} , G1 is CR^{12a} , then R^{9a} is not halogen, methyl, ethyl, or optionally joined with R^{10a} to a form phenyl ring; R^{10a} is not unsubstituted phenoxy, $\text{C}(\text{CH}_3)_3$, halogen, CF_3 , methoxy, ethoxy, or optionally joined with R^{9a} to form a phenyl ring; R^{11a} is not halogen or optionally joined with R^{10a} to form a phenyl

ring; and R^{12a} is not halogen. The aspect has the further proviso that when M1 is oxygen, W1 is a member selected from $(CR^{3a}R^{4a})_{n1}$, wherein $n1$ is 0, J1 is a member selected from $(CR^{6a}R^{7a})_{m1}$, wherein $m1$ is 1, A1 is CR^{9a} , D1 is CR^{10a} , E1 is CR^{11a} , G1 is CR^{12a} , then neither R^{6a} nor R^{7a} are halophenyl. The aspect has the further proviso that when M1 is oxygen, W1 is a member selected from $(CR^{3a}R^{4a})_{n1}$, wherein $n1$ is 0, J1 is a member selected from $(CR^{6a}R^{7a})_{m1}$, wherein $m1$ is 1, A1 is CR^{9a} , D1 is CR^{10a} , E1 is CR^{11a} , G1 is CR^{12a} , and R^{9a} , R^{10a} and R^{11a} are H, then R^{6a} , R^{7a} and R^{12a} are not H. The aspect has the further proviso that when M1 is oxygen wherein $n1$ is 1, J1 is a member selected from $(CR^{6a}R^{7a})_{m1}$, wherein $m1$ is 0, A1 is CR^{9a} , D1 is CR^{10a} , E1 is CR^{11a} , G1 is CR^{12a} , R^{9a} is H, R^{10a} is H, R^{11a} is H, R^{6a} is H, R^{7a} is H, R^{12a} is H, then W1 is not C=O (carbonyl). The aspect has the further proviso that when M1 is oxygen, W1 is CR^{5a} , J1 is CR^{8a} , A1 is CR^{9a} , D1 is CR^{10a} , E1 is CR^{11a} , G1 is CR^{12a} , R^{6a} , R^{7a} , R^{9a} , R^{10a} , R^{11a} and R^{12a} are H, then R^{5a} and R^{8a} , together with the atoms to which they are attached, do not form a phenyl ring.

[0012] In a second aspect, the invention provides a pharmaceutical formulation comprising (a) a pharmaceutically acceptable excipient; and (b) a compound having a structure according to Formula II:



(II)

wherein B is boron. R^{1b} is a member selected from a negative charge, a salt counterion, H, substituted or unsubstituted alkyl, substituted or unsubstituted heteroalkyl, substituted or unsubstituted cycloalkyl, substituted or unsubstituted heterocycloalkyl, substituted or unsubstituted aryl, and substituted or unsubstituted heteroaryl. M2 is a member selected from oxygen, sulfur and NR^{2b} . R^{2b} is a member selected from H, substituted or unsubstituted alkyl, substituted or unsubstituted heteroalkyl, substituted or unsubstituted cycloalkyl, substituted or unsubstituted heterocycloalkyl, substituted or unsubstituted aryl, and substituted or unsubstituted heteroaryl. J2 is a member selected from $(CR^{3b}R^{4b})_{n2}$ and CR^{5b} . R^{3b} , R^{4b} , and R^{5b} are members independently selected from H, OH, NH_2 , SH, substituted or unsubstituted

alkyl, substituted or unsubstituted heteroalkyl, substituted or unsubstituted cycloalkyl, substituted or unsubstituted heterocycloalkyl, substituted or unsubstituted aryl, and substituted or unsubstituted heteroaryl. The index n_2 is an integer selected from 0 to 2. W_2 is a member selected from C=O (carbonyl), $(CR^{6b}R^{7b})_{m_2}$ and CR^{8b} . R^{6b} , R^{7b} , and R^{8b} are members independently selected from H, OH, NH_2 , SH, substituted or unsubstituted alkyl, substituted or unsubstituted heteroalkyl, substituted or unsubstituted cycloalkyl, substituted or unsubstituted heterocycloalkyl, substituted or unsubstituted aryl, and substituted or unsubstituted heteroaryl. The index m_2 is an integer selected from 0 and 1. A_2 is a member selected from CR^{9b} and N. D_2 is a member selected from CR^{10b} and N. E_2 is a member selected from CR^{11b} and N. G_2 is a member selected from CR^{12b} and N. R^{9b} , R^{10b} , R^{11b} and R^{12b} are members independently selected from H, OH, NH_2 , SH, substituted or unsubstituted alkyl, substituted or unsubstituted heteroalkyl, substituted or unsubstituted cycloalkyl, substituted or unsubstituted heterocycloalkyl, substituted or unsubstituted aryl, and substituted or unsubstituted heteroaryl. The combination of nitrogens ($A_2 + D_2 + E_2 + G_2$) is an integer selected from 0 to 3. A member selected from R^{3b} , R^{4b} and R^{5b} and a member selected from R^{6b} , R^{7b} and R^{8b} , together with the atoms to which they are attached, are optionally joined to form a 4 to 7 membered ring. R^{3b} and R^{4b} , together with the atoms to which they are attached, are optionally joined to form a 4 to 7 membered ring. R^{6b} and R^{7b} , together with the atoms to which they are attached, are optionally joined to form a 4 to 7 membered ring. R^{9b} and R^{10b} , together with the atoms to which they are attached, are optionally joined to form a 4 to 7 membered ring. R^{10b} and R^{11b} , together with the atoms to which they are attached, are optionally joined to form a 4 to 7 membered ring. R^{11b} and R^{12b} , together with the atoms to which they are attached, are optionally joined to form a 4 to 7 membered ring.

[0013] In another aspect, the invention provides a method of killing a microorganism, comprising contacting the microorganism with a therapeutically effective amount of a compound of the invention.

[0014] In another aspect, the invention provides a method of inhibiting microorganism growth, comprising contacting the microorganism with a therapeutically effective amount of a compound of the invention.

[0015] In another aspect, the invention provides a method of treating an infection in an animal, comprising administering to the animal a therapeutically effective amount of a compound of the invention.

[0016] In another aspect, the invention provides a method of preventing an infection in an animal, comprising administering to the animal a therapeutically effective amount of a compound of the invention.

[0017] In another aspect, the invention provides a method of treating a systemic infection or an ungual or periungual infection in a human, comprising administering to the animal a therapeutically effective amount of a compound of the invention.

[0018] In another aspect, the invention provides a method of treating onychomycosis in a human, comprising administering to the animal a therapeutically effective amount of a compound of the invention.

[0019] In another aspect, the invention provides a method of synthesizing a compound of the invention.

[0020] In another aspect, the invention provides a method of delivering a compound from the dorsal layer of the nail plate to the nail bed. The method comprises contacting said cell with a compound capable of penetrating the nail plate, under conditions sufficient to penetrate said nail plate, and thereby delivering the compound. The compound has a molecular weight of between about 100 and about 200 Da. The compound also has a log P value of between about 1.0 and about 2.6. The compound has a water solubility between about 0.1 mg/mL and 1.0 g/mL octanol/saturated water.

BRIEF DESCRIPTION OF THE DRAWINGS

[0021] **FIG. 1** is a table of minimum inhibitory concentration (MIC) data of CBO against various fungi.

[0022] **FIG. 2A** displays minimum inhibitory concentration (MIC) for **C10**, ciclopirox, terbinafine, fluconazole and itraconazole (comparator drugs) against 19 test strains of fungi.

[0023] FIG. 2B displays minimum fungicidal concentration (MFC) for C10, ciclopirox, terbinafine and itraconazole (comparator drugs) against 2 test strains of fungi.

[0024] FIG. 3 displays a comparison of Normalized C10 and Ciclopirox Equivalent in Each Part of Nail Plate Samples after 14-day Treatment.

[0025] FIG. 4 displays a comparison of C10 and Ciclopirox Equivalent in Cotton Ball Supporting Bed Samples after 14-day Treatment.

[0026] FIG. 5 displays the results of a placebo for C10 (50:50 propylene glycol and ethyl acetate) applied per day over five days. Full carpet growth of the organism *T. rubrum* was observed.

[0027] FIG. 6 displays the results of a 40 $\mu\text{L}/\text{cm}^2$ aliquot of C10 10% w/v solution applied per day over five days. Zones of inhibition (in the order of the cells shown in the figure) of 100%, 67%, 46%, 57%, 38% and 71% were observed for the growth of *T. rubrum*. Green arrow indicates the measurement of zone of inhibition.

[0028] FIG. 7 displays the results of a 40 $\mu\text{L}/\text{cm}^2$ aliquot of C10 10% w/v solution applied per day over five days. Zones of inhibition (in the order of the cells shown in the figure) of 74%, 86%, 100%, 82%, 100% and 84% were observed for the growth of *T. rubrum*.

[0029] FIG. 8 displays the results of a 40 $\mu\text{L}/\text{cm}^2$ aliquot of 8% ciclopirox in w/w commercial lacquer applied per day over five days. No zone of inhibition observed; full carpet growth of *T. rubrum*.

[0030] FIG. 9 displays the results of a 40 $\mu\text{L}/\text{cm}^2$ aliquot of 5% amorolfine w/v in commercial lacquer applied per day over five days. No zone of inhibition observed; full carpet growth of *T. rubrum*.

DETAILED DESCRIPTION OF THE INVENTION

I. Definitions and Abbreviations

[0031] The abbreviations used herein generally have their conventional meaning within the chemical and biological arts.


[0032] "Compound of the invention," as used herein refers to the compounds discussed herein, pharmaceutically acceptable salts and prodrugs of these compounds.

[0033] MIC, or minimum inhibitory concentration, is the point where compound stops more than 90% of cell growth relative to an untreated control.

[0034] Where substituent groups are specified by their conventional chemical formulae, written from left to right, they equally encompass the chemically identical substituents, which would result from writing the structure from right to left, *e.g.*, -CH₂O- is intended to also recite -OCH₂-.

[0035] The term "poly" as used herein means at least 2. For example, a polyvalent metal ion is a metal ion having a valency of at least 2.

[0036] "Moiety" refers to the radical of a molecule that is attached to another moiety.

[0037] The symbol , whether utilized as a bond or displayed perpendicular to a bond, indicates the point at which the displayed moiety is attached to the remainder of the molecule.

[0038] The term "alkyl," by itself or as part of another substituent, means, unless otherwise stated, a straight or branched chain, or cyclic hydrocarbon radical, or combination thereof, which may be fully saturated, mono- or polyunsaturated and can include di- and multivalent radicals, having the number of carbon atoms designated (*i.e.* C₁-C₁₀ means one to ten carbons). Examples of saturated hydrocarbon radicals include, but are not limited to, groups such as methyl, ethyl, n-propyl, isopropyl, n-butyl, t-butyl, isobutyl, sec-butyl, cyclohexyl, (cyclohexyl)methyl, cyclopropylmethyl, homologs and isomers of, for example, n-pentyl, n-hexyl, n-heptyl, n-octyl, and the like. An unsaturated alkyl group is one having one or more double bonds or triple bonds. Examples of unsaturated alkyl groups include, but are not limited to, vinyl, 2-propenyl, crotyl, 2-isopentenyl, 2-(butadienyl), 2,4-pentadienyl, 3-(1,4-pentadienyl), ethynyl, 1- and 3-propynyl, 3-butylnyl, and the higher homologs and isomers. The term "alkyl," unless otherwise noted, is also meant to include those derivatives of alkyl defined in more detail below, such as "heteroalkyl." Alkyl groups that are limited to hydrocarbon groups are termed "homoalkyl".

[0039] The term "alkylene" by itself or as part of another substituent means a divalent radical derived from an alkane, as exemplified, but not limited, by –

CH₂CH₂CH₂CH₂-, and further includes those groups described below as “heteroalkylene.” Typically, an alkyl (or alkylene) group will have from 1 to 24 carbon atoms, with those groups having 10 or fewer carbon atoms being preferred in the present invention. A “lower alkyl” or “lower alkylene” is a shorter chain alkyl or alkylene group, generally having eight or fewer carbon atoms.

[0040] The terms “alkoxy,” “alkylamino” and “alkylthio” (or thioalkoxy) are used in their conventional sense, and refer to those alkyl groups attached to the remainder of the molecule via an oxygen atom, an amino group, or a sulfur atom, respectively.

[0041] The term “heteroalkyl,” by itself or in combination with another term, means, unless otherwise stated, a stable straight or branched chain, or cyclic hydrocarbon radical, or combinations thereof, consisting of the stated number of carbon atoms and at least one heteroatom. In an exemplary embodiment, the heteroatoms can be selected from the group consisting of B, O, N and S, and wherein the nitrogen and sulfur atoms may optionally be oxidized and the nitrogen heteroatom may optionally be quaternized. The heteroatom(s) B, O, N and S may be placed at any interior position of the heteroalkyl group or at the position at which the alkyl group is attached to the remainder of the molecule. Examples include, but are not limited to, -CH₂-CH₂-O-CH₃, -CH₂-CH₂-NH-CH₃, -CH₂-CH₂-N(CH₃)-CH₃, -CH₂-S-CH₂-CH₃, -CH₂-CH₂-S(O)-CH₃, -CH₂-CH₂-S(O)₂-CH₃, -CH=CH-O-CH₃, -CH₂-CH=N-OCH₃, and -CH=CH-N(CH₃)-CH₃. Up to two heteroatoms may be consecutive, such as, for example, -CH₂-NH-OCH₃. Similarly, the term “heteroalkylene” by itself or as part of another substituent means a divalent radical derived from heteroalkyl, as exemplified, but not limited by, -CH₂-CH₂-S-CH₂-CH₂- and -CH₂-S-CH₂-CH₂-NH-CH₂-. For heteroalkylene groups, heteroatoms can also occupy either or both of the chain termini (*e.g.*, alkyleneoxy, alkyleneedioxy, alkyleneamino, alkylene-diamino, and the like). Still further, for alkylene and heteroalkylene linking groups, no orientation of the linking group is implied by the direction in which the formula of the linking group is written. For example, the formula -C(O)₂R'- represents both -C(O)₂R'- and -R'C(O)₂-.

[0042] The terms “cycloalkyl” and “heterocycloalkyl”, by themselves or in combination with other terms, represent, unless otherwise stated, cyclic versions of “alkyl” and “heteroalkyl”, respectively. Additionally, for heterocycloalkyl, a

heteroatom can occupy the position at which the heterocycle is attached to the remainder of the molecule. Examples of cycloalkyl include, but are not limited to, cyclopentyl, cyclohexyl, 1-cyclohexenyl, 3-cyclohexenyl, cycloheptyl, and the like. Examples of heterocycloalkyl include, but are not limited to, 1-(1,2,5,6-tetrahydropyridyl), 1-piperidinyl, 2-piperidinyl, 3-piperidinyl, 4-morpholinyl, 3-morpholinyl, tetrahydrofuran-2-yl, tetrahydrofuran-3-yl, tetrahydrothien-2-yl, tetrahydrothien-3-yl, 1-piperazinyl, 2-piperazinyl, and the like.

[0043] The terms “halo” or “halogen,” by themselves or as part of another substituent, mean, unless otherwise stated, a fluorine, chlorine, bromine, or iodine atom. Additionally, terms such as “haloalkyl,” are meant to include monohaloalkyl and polyhaloalkyl. For example, the term “halo(C₁-C₄)alkyl” is meant to include, but not be limited to, trifluoromethyl, 2,2,2-trifluoroethyl, 4-chlorobutyl, 3-bromopropyl, and the like.

[0044] The term “aryl” means, unless otherwise stated, a polyunsaturated, aromatic, substituent that can be a single ring or multiple rings (preferably from 1 to 3 rings), which are fused together or linked covalently. The term “heteroaryl” refers to aryl groups (or rings) that contain from one to four heteroatoms. In an exemplary embodiment, the heteroatom is selected from B, N, O, and S, wherein the nitrogen and sulfur atoms are optionally oxidized, and the nitrogen atom(s) are optionally quaternized. A heteroaryl group can be attached to the remainder of the molecule through a heteroatom. Non-limiting examples of aryl and heteroaryl groups include phenyl, 1-naphthyl, 2-naphthyl, 4-biphenyl, 1-pyrrolyl, 2-pyrrolyl, 3-pyrrolyl, 3-pyrazolyl, 2-imidazolyl, 4-imidazolyl, pyrazinyl, 2-oxazolyl, 4-oxazolyl, 2-phenyl-4-oxazolyl, 5-oxazolyl, 3-isoxazolyl, 4-isoxazolyl, 5-isoxazolyl, 2-thiazolyl, 4-thiazolyl, 5-thiazolyl, 2-furyl, 3-furyl, 2-thienyl, 3-thienyl, 2-pyridyl, 3-pyridyl, 4-pyridyl, 2-pyrimidyl, 4-pyrimidyl, 5-benzothiazolyl, purinyl, 2-benzimidazolyl, 5-indolyl, 1-isoquinolyl, 5-isoquinolyl, 2-quinoxalyl, 5-quinoxalyl, 3-quinolyl, and 6-quinolyl. Substituents for each of the above noted aryl and heteroaryl ring systems are selected from the group of acceptable substituents described below.

[0045] For brevity, the term “aryl” when used in combination with other terms (*e.g.*, aryloxy, arylthioxy, arylalkyl) includes both aryl and heteroaryl rings as defined above. Thus, the term “arylalkyl” is meant to include those radicals in which an aryl

group is attached to an alkyl group (*e.g.*, benzyl, phenethyl, pyridylmethyl and the like) including those alkyl groups in which a carbon atom (*e.g.*, a methylene group) has been replaced by, for example, an oxygen atom (*e.g.*, phenoxyethyl, 2-pyridyloxyethyl, 3-(1-naphthoxy)propyl, and the like).

[0046] Each of the above terms (*e.g.*, “alkyl,” “heteroalkyl,” “aryl” and “heteroaryl”) are meant to include both substituted and unsubstituted forms of the indicated radical. Preferred substituents for each type of radical are provided below.

[0047] Substituents for the alkyl and heteroalkyl radicals (including those groups often referred to as alkylene, alkenyl, heteroalkylene, heteroalkenyl, alkynyl, cycloalkyl, heterocycloalkyl, cycloalkenyl, and heterocycloalkenyl) are generically referred to as “alkyl group substituents,” and they can be one or more of a variety of groups selected from, but not limited to: -OR', =O, =NR', =N-OR', -NR'R'', -SR', -halogen, -OC(O)R', -C(O)R', -CO₂R', -CONR'R'', -OC(O)NR'R'', -NR''C(O)R', -NR'-C(O)NR'R'', -NR''C(O)₂R', -NR-C(NR'R''R''')=NR''''', -NR-C(NR'R'')=NR''', -S(O)R', -S(O)₂R', -S(O)₂NR'R'', -NRSO₂R', -CN and -NO₂ in a number ranging from zero to (2m'+1), where m' is the total number of carbon atoms in such radical. R', R'', R''' and R'''' each preferably independently refer to hydrogen, substituted or unsubstituted heteroalkyl, substituted or unsubstituted aryl, *e.g.*, aryl substituted with 1-3 halogens, substituted or unsubstituted alkyl, alkoxy or thioalkoxy groups, or arylalkyl groups. When a compound of the invention includes more than one R group, for example, each of the R groups is independently selected as are each R', R'', R''' and R'''' groups when more than one of these groups is present. When R' and R'' are attached to the same nitrogen atom, they can be combined with the nitrogen atom to form a 5-, 6-, or 7-membered ring. For example, -NR'R'' is meant to include, but not be limited to, 1-pyrrolidinyl and 4-morpholinyl. From the above discussion of substituents, one of skill in the art will understand that the term “alkyl” is meant to include groups including carbon atoms bound to groups other than hydrogen groups, such as haloalkyl (*e.g.*, -CF₃ and -CH₂CF₃) and acyl (*e.g.*, -C(O)CH₃, -C(O)CF₃, -C(O)CH₂OCH₃, and the like).

[0048] Similar to the substituents described for the alkyl radical, substituents for the aryl and heteroaryl groups are generically referred to as “aryl group substituents.” The substituents are selected from, for example: halogen, -OR', =O, =NR', =N-OR', -

NR'R'', -SR', -halogen, -OC(O)R', -C(O)R', -CO₂R', -CONR'R'', -OC(O)NR'R'', -NR''C(O)R', -NR'-C(O)NR''R''', -NR''C(O)₂R', -NR-C(NR'R''R''')=NR''', -NR-C(NR'R''R''')=NR''', -S(O)R', -S(O)₂R', -S(O)₂NR'R'', -NRSO₂R', -CN and -NO₂, -R', -N₃, -CH(Ph)₂, fluoro(C₁-C₄)alkoxy, and fluoro(C₁-C₄)alkyl, in a number ranging from zero to the total number of open valences on the aromatic ring system; and where R', R'', R''' and R'''' are preferably independently selected from hydrogen, substituted or unsubstituted alkyl, substituted or unsubstituted heteroalkyl, substituted or unsubstituted aryl and substituted or unsubstituted heteroaryl. When a compound of the invention includes more than one R group, for example, each of the R groups is independently selected as are each R', R'', R''' and R'''' groups when more than one of these groups is present.

[0049] Two of the substituents on adjacent atoms of the aryl or heteroaryl ring may optionally be replaced with a substituent of the formula -T-C(O)-(CRR')_q-U-, wherein T and U are independently -NR-, -O-, -CRR'- or a single bond, and q is an integer of from 0 to 3. Alternatively, two of the substituents on adjacent atoms of the aryl or heteroaryl ring may optionally be replaced with a substituent of the formula -A-(CH₂)_r-B-, wherein A and B are independently -CRR'-, -O-, -NR-, -S-, -S(O)-, -S(O)₂-, -S(O)₂NR'- or a single bond, and r is an integer of from 1 to 4. One of the single bonds of the new ring so formed may optionally be replaced with a double bond. Alternatively, two of the substituents on adjacent atoms of the aryl or heteroaryl ring may optionally be replaced with a substituent of the formula -(CRR')_s-X-(CR''R''')_d-, where s and d are independently integers of from 0 to 3, and X is -O-, -NR'-, -S-, -S(O)-, -S(O)₂-, or -S(O)₂NR'-. The substituents R, R', R'' and R''' are preferably independently selected from hydrogen or substituted or unsubstituted (C₁-C₆)alkyl.

[0050] "Ring" as used herein means a substituted or unsubstituted cycloalkyl, substituted or unsubstituted heterocycloalkyl, substituted or unsubstituted aryl, or substituted or unsubstituted heteroaryl. A ring includes fused ring moieties. The number of atoms in a ring is typically defined by the number of members in the ring. For example, a "5- to 7-membered ring" means there are 5 to 7 atoms in the encircling arrangement. The ring optionally included a heteroatom. Thus, the term "5- to 7-membered ring" includes, for example pyridinyl and piperidinyl. The term "ring"

further includes a ring system comprising more than one "ring", wherein each "ring" is independently defined as above.

[0051] As used herein, the term "heteroatom" includes atoms other than carbon (C) and hydrogen (H). Examples include oxygen (O), nitrogen (N) sulfur (S), silicon (Si), germanium (Ge), aluminum (Al) and boron (B).

[0052] The symbol "R" is a general abbreviation that represents a substituent group that is selected from substituted or unsubstituted alkyl, substituted or unsubstituted heteroalkyl, substituted or unsubstituted aryl, substituted or unsubstituted heteroaryl, substituted or unsubstituted cycloalkyl and substituted or unsubstituted heterocycloalkyl groups.

[0053] By "effective" amount of a drug, formulation, or permeant is meant a sufficient amount of a active agent to provide the desired local or systemic effect. A "Topically effective," "Cosmetically effective," "pharmaceutically effective," or "therapeutically effective" amount refers to the amount of drug needed to effect the desired therapeutic result.

[0054] "Topically effective" refers to a material that, when applied to the skin, nail, hair, claw or hoof produces a desired pharmacological result either locally at the place of application or systemically as a result of transdermal passage of an active ingredient in the material.

[0055] "Cosmetically effective" refers to a material that, when applied to the skin, nail, hair, claw or hoof, produces a desired cosmetic result locally at the place of application of an active ingredient in the material.

[0056] The term "pharmaceutically acceptable salts" is meant to include salts of the compounds of the invention which are prepared with relatively nontoxic acids or bases, depending on the particular substituents found on the compounds described herein. When compounds of the present invention contain relatively acidic functionalities, base addition salts can be obtained by contacting the neutral form of such compounds with a sufficient amount of the desired base, either neat or in a suitable inert solvent. Examples of pharmaceutically acceptable base addition salts include sodium, potassium, calcium, ammonium, organic amino, or magnesium salt, or a similar salt. When compounds of the present invention contain relatively basic

functionalities, acid addition salts can be obtained by contacting the neutral form of such compounds with a sufficient amount of the desired acid, either neat or in a suitable inert solvent. Examples of pharmaceutically acceptable acid addition salts include those derived from inorganic acids like hydrochloric, hydrobromic, nitric, carbonic, monohydrogencarbonic, phosphoric, monohydrogenphosphoric, dihydrogenphosphoric, sulfuric, monohydrogensulfuric, hydriodic, or phosphorous acids and the like, as well as the salts derived from relatively nontoxic organic acids like acetic, propionic, isobutyric, maleic, malonic, benzoic, succinic, suberic, fumaric, lactic, mandelic, phthalic, benzenesulfonic, p-tolylsulfonic, citric, tartaric, methanesulfonic, and the like. Also included are salts of amino acids such as arginate and the like, and salts of organic acids like glucuronic or galactunoric acids and the like (see, for example, Berge et al., "Pharmaceutical Salts", Journal of Pharmaceutical Science 66: 1-19 (1977)). Certain specific compounds of the present invention contain both basic and acidic functionalities that allow the compounds to be converted into either base or acid addition salts.

[0057] The neutral forms of the compounds are preferably regenerated by contacting the salt with a base or acid and isolating the parent compounds in the conventional manner. The parent form of the compound differs from the various salt forms in certain physical properties, such as solubility in polar solvents.

[0058] In addition to salt forms, the present invention provides compounds which are in a prodrug form. Prodrugs of the compounds or complexes described herein readily undergo chemical changes under physiological conditions to provide the compounds of the present invention. Additionally, prodrugs can be converted to the compounds of the present invention by chemical or biochemical methods in an *ex vivo* environment.

[0059] Certain compounds of the present invention can exist in unsolvated forms as well as solvated forms, including hydrated forms. In general, the solvated forms are equivalent to unsolvated forms and are encompassed within the scope of the present invention. Certain compounds of the present invention may exist in multiple crystalline or amorphous forms. In general, all physical forms are equivalent for the uses contemplated by the present invention and are intended to be within the scope of the present invention.

[0060] Certain compounds of the present invention possess asymmetric carbon atoms (optical centers) or double bonds; the racemates, diastereomers, geometric isomers and individual isomers are encompassed within the scope of the present invention.

[0061] The compounds of the present invention may also contain unnatural proportions of atomic isotopes at one or more of the atoms that constitute such compounds. For example, the compounds may be radiolabeled with radioactive isotopes, such as for example tritium (^3H), iodine-125 (^{125}I) or carbon-14 (^{14}C). All isotopic variations of the compounds of the present invention, whether radioactive or not, are intended to be encompassed within the scope of the present invention.

[0062] The term “pharmaceutically acceptable carrier” or “pharmaceutically acceptable vehicle” refers to any formulation or carrier medium that provides the appropriate delivery of an effective amount of a active agent as defined herein, does not interfere with the effectiveness of the biological activity of the active agent, and that is sufficiently non-toxic to the host or patient. Representative carriers include water, oils, both vegetable and mineral, cream bases, lotion bases, ointment bases and the like. These bases include suspending agents, thickeners, penetration enhancers, and the like. Their formulation is well known to those in the art of cosmetics and topical pharmaceuticals. Additional information concerning carriers can be found in Remington: The Science and Practice of Pharmacy, 21st Ed., Lippincott, Williams & Wilkins (2005) which is incorporated herein by reference.

[0063] “Pharmaceutically acceptable topical carrier” and equivalent terms refer to pharmaceutically acceptable carriers, as described herein above, suitable for topical application. An inactive liquid or cream vehicle capable of suspending or dissolving the active agent(s), and having the properties of being nontoxic and non-inflammatory when applied to the skin, nail, hair, claw or hoof is an example of a pharmaceutically-acceptable topical carrier. This term is specifically intended to encompass carrier materials approved for use in topical cosmetics as well.

[0064] The term “pharmaceutically acceptable additive” refers to preservatives, antioxidants, fragrances, emulsifiers, dyes and excipients known or used in the field of drug formulation and that do not unduly interfere with the effectiveness of the biological activity of the active agent, and that is sufficiently non-toxic to the host or

patient. Additives for topical formulations are well-known in the art, and may be added to the topical composition, as long as they are pharmaceutically acceptable and not deleterious to the epithelial cells or their function. Further, they should not cause deterioration in the stability of the composition. For example, inert fillers, anti-irritants, tackifiers, excipients, fragrances, opacifiers, antioxidants, gelling agents, stabilizers, surfactant, emollients, coloring agents, preservatives, buffering agents, other permeation enhancers, and other conventional components of topical or transdermal delivery formulations as are known in the art.

[0065] The terms “enhancement,” “penetration enhancement” or “permeation enhancement” relate to an increase in the permeability of the skin, nail, hair, claw or hoof to a drug, so as to increase the rate at which the drug permeates through the skin, nail, hair, claw or hoof. The enhanced permeation effected through the use of such enhancers can be observed, for example, by measuring the rate of diffusion of the drug through animal or human skin, nail, hair, claw or hoof using a diffusion cell apparatus. A diffusion cell is described by Merritt et al. Diffusion Apparatus for Skin Penetration, *J of Controlled Release*, 1 (1984) pp. 161-162. The term “permeation enhancer” or “penetration enhancer” intends an agent or a mixture of agents, which, alone or in combination, act to increase the permeability of the skin, nail, hair or hoof to a drug.

[0066] The term “excipients” is conventionally known to mean carriers, diluents and/or vehicles used in formulating drug compositions effective for the desired use.

[0067] The term “topical administration” refers to the application of a pharmaceutical agent to the external surface of the skin, nail, hair, claw or hoof, such that the agent crosses the external surface of the skin, nail, hair, claw or hoof and enters the underlying tissues. Topical administration includes application of the composition to intact skin, nail, hair, claw or hoof, or to an broken, raw or open wound of skin, nail, hair, claw or hoof. Topical administration of a pharmaceutical agent can result in a limited distribution of the agent to the skin and surrounding tissues or, when the agent is removed from the treatment area by the bloodstream, can result in systemic distribution of the agent.

[0068] The term “transdermal delivery” refers to the diffusion of an agent across the barrier of the skin, nail, hair, claw or hoof resulting from topical administration or

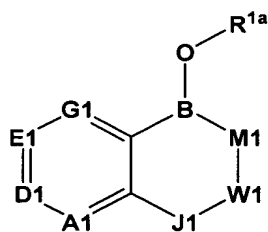
other application of a composition. The stratum corneum acts as a barrier and few pharmaceutical agents are able to penetrate intact skin. In contrast, the epidermis and dermis are permeable to many solutes and absorption of drugs therefore occurs more readily through skin, nail, hair, claw or hoof that is abraded or otherwise stripped of the stratum corneum to expose the epidermis. Transdermal delivery includes injection or other delivery through any portion of the skin, nail, hair, claw or hoof or mucous membrane and absorption or permeation through the remaining portion. Absorption through intact skin, nail, hair, claw or hoof can be enhanced by placing the active agent in an appropriate pharmaceutically acceptable vehicle before application to the skin, nail, hair, claw or hoof. Passive topical administration may consist of applying the active agent directly to the treatment site in combination with emollients or penetration enhancers. As used herein, transdermal delivery is intended to include delivery by permeation through or past the integument, i.e. skin, nail, hair, claw or hoof.

II. Introduction

[0069] The present invention provides novel boron compounds and methods for the preparation of these molecules. The invention further provides boron compounds as analogs comprising a functional moiety, such as a drug moiety and methods of use for said analogs.

III. The Compounds

[0070] In a first aspect, the invention provides a compound having a structure according to Formula I:



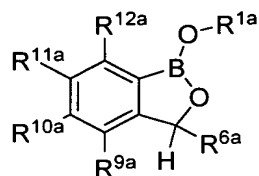
(I)

wherein B is boron. R^{1a} is a member selected from a negative charge, a salt counterion, H, substituted or unsubstituted alkyl, substituted or unsubstituted heteroalkyl, substituted or unsubstituted cycloalkyl, substituted or unsubstituted heterocycloalkyl, substituted or unsubstituted aryl, and substituted or unsubstituted heteroaryl. M1 is a member selected from oxygen, sulfur and NR^{2a}. R^{2a} is a member

selected from H, substituted or unsubstituted alkyl, substituted or unsubstituted heteroalkyl, substituted or unsubstituted cycloalkyl, substituted or unsubstituted heterocycloalkyl, substituted or unsubstituted aryl, and substituted or unsubstituted heteroaryl. J1 is a member selected from $(CR^{3a}R^{4a})_{n1}$ and CR^{5a} . R^{3a} , R^{4a} , and R^{5a} are members independently selected from H, OH, NH_2 , SH, substituted or unsubstituted alkyl, substituted or unsubstituted heteroalkyl, substituted or unsubstituted cycloalkyl, substituted or unsubstituted heterocycloalkyl, substituted or unsubstituted aryl, and substituted or unsubstituted heteroaryl. The index n1 is an integer selected from 0 to 2. W1 is a member selected from C=O (carbonyl), $(CR^{6a}R^{7a})_{m1}$ and CR^{8a} . R^{6a} , R^{7a} , and R^{8a} are members independently selected from H, OH, NH_2 , SH, substituted or unsubstituted alkyl, substituted or unsubstituted heteroalkyl, substituted or unsubstituted cycloalkyl, substituted or unsubstituted heterocycloalkyl, substituted or unsubstituted aryl, and substituted or unsubstituted heteroaryl. The index m1 is an integer selected from 0 and 1. A1 is a member selected from CR^{9a} and N. D1 is a member selected from CR^{10a} and N. E1 is a member selected from CR^{11a} and N. G1 is a member selected from CR^{12a} and N. R^{9a} , R^{10a} , R^{11a} and R^{12a} are members independently selected from H, OH, NH_2 , SH, substituted or unsubstituted alkyl, substituted or unsubstituted heteroalkyl, substituted or unsubstituted cycloalkyl, substituted or unsubstituted heterocycloalkyl, substituted or unsubstituted aryl, and substituted or unsubstituted heteroaryl. The combination of nitrogens (A1 + D1 + E1 + G1) is an integer selected from 0 to 3. A member selected from R^{3a} , R^{4a} and R^{5a} and a member selected from R^{6a} , R^{7a} and R^{8a} , together with the atoms to which they are attached, are optionally joined to form a 4 to 7 membered ring. R^{3a} and R^{4a} , together with the atoms to which they are attached, are optionally joined to form a 4 to 7 membered ring. R^{6a} and R^{7a} , together with the atoms to which they are attached, are optionally joined to form a 4 to 7 membered ring. R^{9a} and R^{10a} , together with the atoms to which they are attached, are optionally joined to form a 4 to 7 membered ring. R^{10a} and R^{11a} , together with the atoms to which they are attached, are optionally joined to form a 4 to 7 membered ring. R^{11a} and R^{12a} , together with the atoms to which they are attached, are optionally joined to form a 4 to 7 membered ring. The aspect has the proviso that when M1 is oxygen, W1 is a member selected from $(CR^{3a}R^{4a})_{n1}$, wherein n1 is 0, J1 is a member selected from $(CR^{6a}R^{7a})_{m1}$, wherein m1 is 1, A1 is CR^{9a} , D1 is CR^{10a} , E1 is CR^{11a} , G1 is CR^{12a} , then R^{9a} is not halogen, methyl, ethyl, or optionally joined with R^{10a} to a form phenyl ring; R^{10a} is not unsubstituted

phenoxy, C(CH₃)₃, halogen, CF₃, methoxy, ethoxy, or optionally joined with R^{9a} to form a phenyl ring; R^{11a} is not halogen or optionally joined with R^{10a} to form a phenyl ring; and R^{12a} is not halogen. The aspect has the further proviso that when M1 is oxygen, W1 is a member selected from (CR^{3a}R^{4a})_{n1}, wherein n1 is 0, J1 is a member selected from (CR^{6a}R^{7a})_{m1}, wherein m1 is 1, A1 is CR^{9a}, D1 is CR^{10a}, E1 is CR^{11a}, G1 is CR^{12a}, then neither R^{6a} nor R^{7a} are halophenyl. The aspect has the further proviso that when M1 is oxygen, W1 is a member selected from (CR^{3a}R^{4a})_{n1}, wherein n1 is 0, J1 is a member selected from (CR^{6a}R^{7a})_{m1}, wherein m1 is 1, A1 is CR^{9a}, D1 is CR^{10a}, E1 is CR^{11a}, G1 is CR^{12a}, and R^{9a}, R^{10a} and R^{11a} are H, then R^{6a}, R^{7a} and R^{12a} are not H. The aspect has the further proviso that when M1 is oxygen wherein n1 is 1, J1 is a member selected from (CR^{6a}R^{7a})_{m1}, wherein m1 is 0, A1 is CR^{9a}, D1 is CR^{10a}, E1 is CR^{11a}, G1 is CR^{12a}, R^{9a} is H, R^{10a} is H, R^{11a} is H, R^{6a} is H, R^{7a} is H, R^{12a} is H, then W1 is not C=O (carbonyl). The aspect has the further proviso that when M1 is oxygen, W1 is CR^{5a}, J1 is CR^{8a}, A1 is CR^{9a}, D1 is CR^{10a}, E1 is CR^{11a}, G1 is CR^{12a}, R^{6a}, R^{7a}, R^{9a}, R^{10a}, R^{11a} and R^{12a} are H, then R^{5a} and R^{8a}, together with the atoms to which they are attached, do not form a phenyl ring.

[0071] In an exemplary embodiment, the compound has a structure according to Formula (Ia):

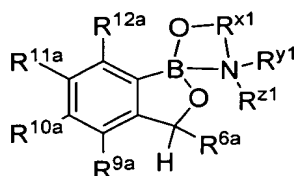


(Ia)

wherein B is boron. R^{1a} is a member selected from a negative charge, a salt counterion, H, substituted or unsubstituted alkyl, substituted or unsubstituted heteroalkyl, substituted or unsubstituted cycloalkyl, substituted or unsubstituted heterocycloalkyl, substituted or unsubstituted aryl, and substituted or unsubstituted heteroaryl. R^{6a} are members independently selected from H, OH, NH₂, SH, substituted or unsubstituted alkyl, substituted or unsubstituted heteroalkyl, substituted or unsubstituted cycloalkyl, substituted or unsubstituted heterocycloalkyl, substituted or unsubstituted aryl, and substituted or unsubstituted heteroaryl. R^{9a}, R^{10a}, R^{11a} and R^{12a} are members independently selected from H, OH, NH₂, SH, substituted or unsubstituted alkyl, substituted or unsubstituted heteroalkyl, substituted or unsubstituted cycloalkyl, substituted or unsubstituted heterocycloalkyl, substituted or

unsubstituted aryl, and substituted or unsubstituted heteroaryl. R^{9a} and R^{10a} , together with the atoms to which they are attached, are optionally joined to form a 4 to 7 membered ring. R^{10a} and R^{11a} , together with the atoms to which they are attached, are optionally joined to form a 4 to 7 membered ring. R^{11a} and R^{12a} , together with the atoms to which they are attached, are optionally joined to form a 4 to 7 membered ring. This embodiment has the proviso that R^{9a} is not halogen, methyl, ethyl, or optionally joined with R^{10a} to form a 4 to 7 membered ring. This embodiment has the proviso that R^{10a} is not unsubstituted phenoxy, $C(CH_3)_3$, halogen, CF_3 , methoxy, ethoxy, optionally joined with R^{9a} to form a 4 to 7 membered ring, or optionally joined with R^{11a} to form a 4 to 7 membered ring. This embodiment has the proviso that R^{11a} is not halogen or optionally joined with R^{10a} to form a 4 to 7 membered ring. This embodiment has the proviso that R^{12a} is not halogen.

[0072] In an exemplary embodiment, the compound has a structure according to Formula (Ib):

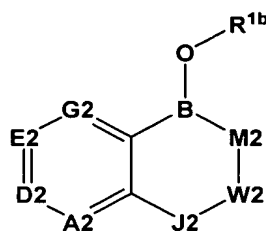


(Ib)

wherein B is boron. R^{x1} is a member selected from substituted or unsubstituted C_1 - C_5 alkyl, substituted or unsubstituted C_1 - C_5 heteroalkyl. R^{y1} and R^{z1} are members independently selected from H, substituted or unsubstituted alkyl, substituted or unsubstituted heteroalkyl, substituted or unsubstituted cycloalkyl, substituted or unsubstituted heterocycloalkyl, substituted or unsubstituted aryl, and substituted or unsubstituted heteroaryl. R^{6a} are members independently selected from H, OH, NH_2 , SH, substituted or unsubstituted alkyl, substituted or unsubstituted heteroalkyl, substituted or unsubstituted cycloalkyl, substituted or unsubstituted heterocycloalkyl, substituted or unsubstituted aryl, and substituted or unsubstituted heteroaryl. R^{9a} , R^{10a} , R^{11a} and R^{12a} are members independently selected from H, OH, NH_2 , SH, substituted or unsubstituted alkyl, substituted or unsubstituted heteroalkyl, substituted or unsubstituted cycloalkyl, substituted or unsubstituted heterocycloalkyl, substituted or unsubstituted aryl, and substituted or unsubstituted heteroaryl. R^{11a} and R^{12a} , together with the atoms to which they are attached, are optionally joined to form a 4 to 7 membered ring. This embodiment has the proviso that when R^{9a} , R^{11a} and R^{12a}

are H, R^{10a} is not H, halogen, unsubstituted phenoxy or t-butyl. This embodiment has the further proviso that when R^{9a} is H, R^{10a} and R^{11a} together with the atoms to which they are attached, are not joined to form a phenyl ring. This embodiment has the further proviso that when R^{11a} is H, R^{9a} and R^{10a} together with the atoms to which they are attached, are not joined to form a phenyl ring.

[0073] In another aspect, the invention provides a compound having a structure according to Formula II:



(II)

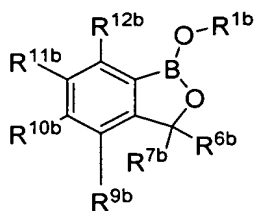
wherein B is boron. R^{1b} is a member selected from a negative charge, a salt counterion, H, substituted or unsubstituted alkyl, substituted or unsubstituted heteroalkyl, substituted or unsubstituted cycloalkyl, substituted or unsubstituted heterocycloalkyl, substituted or unsubstituted aryl, and substituted or unsubstituted heteroaryl. M2 is a member selected from oxygen, sulfur and NR^{2b}. R^{2b} is a member selected from H, substituted or unsubstituted alkyl, substituted or unsubstituted heteroalkyl, substituted or unsubstituted cycloalkyl, substituted or unsubstituted heterocycloalkyl, substituted or unsubstituted aryl, and substituted or unsubstituted heteroaryl. J2 is a member selected from (CR^{3b}R^{4b})_{n2} and CR^{5b}. R^{3b}, R^{4b}, and R^{5b} are members independently selected from H, OH, NH₂, SH, substituted or unsubstituted alkyl, substituted or unsubstituted heteroalkyl, substituted or unsubstituted cycloalkyl, substituted or unsubstituted heterocycloalkyl, substituted or unsubstituted aryl, and substituted or unsubstituted heteroaryl. The index n2 is an integer selected from 0 to 2. W2 is a member selected from C=O (carbonyl), (CR^{6b}R^{7b})_{m2} and CR^{8b}. R^{6b}, R^{7b}, and R^{8b} are members independently selected from H, OH, NH₂, SH, substituted or unsubstituted alkyl, substituted or unsubstituted heteroalkyl, substituted or unsubstituted cycloalkyl, substituted or unsubstituted heterocycloalkyl, substituted or unsubstituted aryl, and substituted or unsubstituted heteroaryl. The index m2 is an integer selected from 0 and 1. A2 is a member selected from CR^{9b} and N. D2 is a member selected from CR^{10b} and N. E2 is a member selected from CR^{11b} and N. G2

is a member selected from CR^{12b} and N. R^{9b} , R^{10b} , R^{11b} and R^{12b} are members independently selected from H, OH, NH_2 , SH, substituted or unsubstituted alkyl, substituted or unsubstituted heteroalkyl, substituted or unsubstituted cycloalkyl, substituted or unsubstituted heterocycloalkyl, substituted or unsubstituted aryl, and substituted or unsubstituted heteroaryl. The combination of nitrogens ($A2 + D2 + E2 + G2$) is an integer selected from 0 to 3. A member selected from R^{3b} , R^{4b} and R^{5b} and a member selected from R^{6b} , R^{7b} and R^{8b} , together with the atoms to which they are attached, are optionally joined to form a 4 to 7 membered ring. R^{3b} and R^{4b} , together with the atoms to which they are attached, are optionally joined to form a 4 to 7 membered ring. R^{6b} and R^{7b} , together with the atoms to which they are attached, are optionally joined to form a 4 to 7 membered ring. R^{9b} and R^{10b} , together with the atoms to which they are attached, are optionally joined to form a 4 to 7 membered ring. R^{10b} and R^{11b} , together with the atoms to which they are attached, are optionally joined to form a 4 to 7 membered ring. R^{11b} and R^{12b} , together with the atoms to which they are attached, are optionally joined to form a 4 to 7 membered ring.

[0074] In an exemplary embodiment, the aspect has the proviso that when M2 is oxygen, W2 is a member selected from $(CR^{3b}R^{4b})_{n2}$, wherein $n2$ is 0, J2 is a member selected from $(CR^{6b}R^{7b})_{m2}$, wherein $m2$ is 1, A2 is CR^{9b} , D2 is CR^{10b} , E is CR^{11b} , G is CR^{12b} , then R^{9b} is not a member selected from halogen, methyl, ethyl, or optionally joined with R^{10b} to a form phenyl ring. In another exemplary embodiment, the aspect has the proviso that when M2 is oxygen, W2 is a member selected from $(CR^{3b}R^{4b})_n$, wherein $n2$ is 0, J2 is a member selected from $(CR^{6b}R^{7b})_m$, wherein $m2$ is 1, A2 is CR^{9b} , D2 is CR^{10b} , E2 is CR^{11b} , G2 is CR^{12b} , then R^{10b} is not a member selected from unsubstituted phenoxy, $C(CH_3)_3$, halogen, CF_3 , methoxy, ethoxy, or optionally joined with R^{9b} to form a phenyl ring. In another exemplary embodiment, the aspect has the proviso that when M2 is oxygen, W2 is a member selected from $(CR^{3b}R^{4b})_n$, wherein $n2$ is 0, J2 is a member selected from $(CR^{6b}R^{7b})_{m2}$, wherein $m2$ is 1, A2 is CR^{9b} , D2 is CR^{10b} , E2 is CR^{11b} , G2 is CR^{12b} , then R^{11b} is not a member selected from halogen or optionally joined with R^{10b} to form a phenyl ring. In another exemplary embodiment, the aspect has the proviso that when M2 is oxygen, W2 is a member selected from $(CR^{3b}R^{4b})_{n2}$, wherein $n2$ is 0, J2 is a member selected from $(CR^{6b}R^{7b})_{m2}$, wherein $m2$ is 1, A2 is CR^{9b} , D2 is CR^{10b} , E2 is CR^{11b} , G2 is CR^{12b} , then R^{12b} is not halogen. In another exemplary embodiment, the aspect has the proviso that when M2 is oxygen,

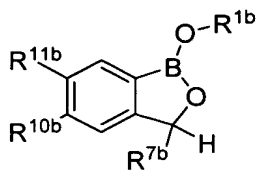
W2 is a member selected from $(CR^{3b}R^{4b})_{n2}$, wherein $n2$ is 0, J2 is a member selected from $(CR^{6b}R^{7b})_{m2}$, wherein $m2$ is 1, A2 is CR^{9b} , D2 is CR^{10b} , E2 is CR^{11b} , G2 is CR^{12b} , then R^{6b} is not halophenyl. In another exemplary embodiment, the aspect has the proviso that when M2 is oxygen, W2 is a member selected from $(CR^{3b}R^{4b})_{n2}$, wherein $n2$ is 0, J2 is a member selected from $(CR^{6b}R^{7b})_{m2}$, wherein $m2$ is 1, A2 is CR^{9b} , D2 is CR^{10b} , E2 is CR^{11b} , G2 is CR^{12b} , then R^{7b} is not halophenyl. In another exemplary embodiment, the aspect has the proviso that when M2 is oxygen, W2 is a member selected from $(CR^{3b}R^{4b})_{n2}$, wherein $n2$ is 0, J2 is a member selected from $(CR^{6b}R^{7b})_{m2}$, wherein $m2$ is 1, A2 is CR^{9b} , D2 is CR^{10b} , E2 is CR^{11b} , G2 is CR^{12b} , then R^{6b} and R^{7b} are not halophenyl. In another exemplary embodiment, the aspect has the proviso that when M2 is oxygen, W2 is a member selected from $(CR^{3b}R^{4b})_{n2}$, wherein $n2$ is 0, J2 is a member selected from $(CR^{6b}R^{7b})_{m2}$, wherein $m2$ is 1, A2 is CR^{9b} , D2 is CR^{10b} , E2 is CR^{11b} , G2 is CR^{12b} , and R^{9b} , R^{10b} and R^{11b} are H, then R^{6b} , R^{7b} and R^{12b} are not H. In another exemplary embodiment, the aspect has the proviso that when M2 is oxygen wherein $n2$ is 1, J2 is a member selected from $(CR^{6b}R^{7b})_{m2}$, wherein $m2$ is 0, A2 is CR^{9b} , D2 is CR^{10b} , E2 is CR^{11b} , G2 is CR^{12b} , R^{9b} is H, R^{10b} is H, R^{11b} is H, R^{6b} is H, R^{7b} is H, R^{12b} is H, then W2 is not C=O (carbonyl). In another exemplary embodiment, the aspect has the proviso that when M2 is oxygen, W2 is CR^{5b} , J2 is CR^{8b} , A2 is CR^{9b} , D2 is CR^{10b} , E2 is CR^{11b} , G2 is CR^{12b} , R^{6b} , R^{7b} , R^{9b} , R^{10b} , R^{11b} and R^{12b} are H, then R^{5b} and R^{8b} , together with the atoms to which they are attached, do not form a phenyl ring.

[0075] In an exemplary embodiment, the compound with a structure according to Formula (IIa):



(IIa).

[0076] In another exemplary embodiment, the compound has a structure according to Formula (IIb):

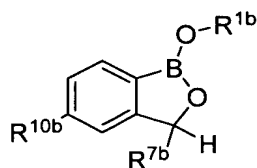


(IIb)

wherein R^{7b} is a member selected from H, methyl, ethyl and phenyl. R^{10b} is a member selected from H, OH, NH_2 , SH, halogen, substituted or unsubstituted phenoxy, substituted or unsubstituted phenylalkyloxy, substituted or unsubstituted phenylthio and substituted or unsubstituted phenylalkylthio. R^{11b} is a member selected from H, OH, NH_2 , SH, methyl, substituted or unsubstituted phenoxy, substituted or unsubstituted phenylalkyloxy, substituted or unsubstituted phenylthio and substituted or unsubstituted phenylalkylthio.

[0077] In another exemplary embodiment, R^{1b} is a member selected from a negative charge, H and a salt counterion. In another exemplary embodiment, R^{10b} and R^{11b} are H. In another exemplary embodiment, one member selected from R^{10b} and R^{11b} is H and the other member selected from R^{10b} and R^{11b} is a member selected from halo, methyl, cyano, methoxy, hydroxymethyl and p-cyanophenoxy. In another exemplary embodiment, R^{10b} and R^{11b} are members independently selected from fluoro, chloro, methyl, cyano, methoxy, hydroxymethyl, and p-cyanophenyl. In another exemplary embodiment, R^{1b} is a member selected from a negative charge, H and a salt counterion; R^{7b} is H; R^{10b} is F and R^{11b} is H. In another exemplary embodiment, R^{11b} and R^{12b} , along with the atoms to which they are attached, are joined to form a phenyl group. In another exemplary embodiment, R^{1b} is a member selected from a negative charge, H and a salt counterion; R^{7b} is H; R^{10b} is 4-cyanophenoxy; and R^{11b} is H.

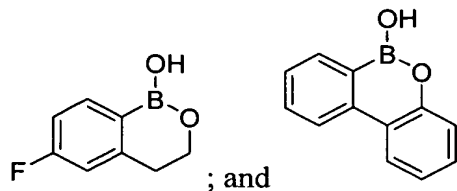
[0078] In another exemplary embodiment, the compound has a structure according to Formula (IIc):



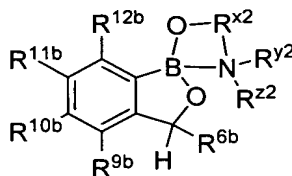
(IIc)

wherein R^{10b} is a member selected from H, halogen, CN and substituted or

unsubstituted C₁₋₄ alkyl. In another exemplary embodiment, the compound has a formulation which is a member selected from:



[0079] In another exemplary embodiment, the compound has a structure according to Formula (II_d):



(II_d)

wherein B is boron. R^{x2} is a member selected from substituted or unsubstituted C₁-C₅ alkyl and substituted or unsubstituted C₁-C₅ heteroalkyl. R^{y2} and R^{z2} are members independently selected from H, substituted or unsubstituted alkyl, substituted or unsubstituted heteroalkyl, substituted or unsubstituted cycloalkyl, substituted or unsubstituted heterocycloalkyl, substituted or unsubstituted aryl, and substituted or unsubstituted heteroaryl.

[0080] The compounds of Formulae (I) or (II) can form a hydrate with water, solvates with alcohols such as methanol, ethanol, propanol, and the like; adducts with amino compounds, such as ammonia, methylamine, ethylamine, and the like; adducts with acids, such as formic acid, acetic acid and the like; complexes with ethanolamine, quinoline, amino acids, and the like.

Preparation of boron-containing small molecules

[0081] The following exemplary schemes illustrate methods of preparing boron-containing molecules of the present invention. These methods are not limited to producing the compounds shown, but can be used to prepare a variety of molecules such as the compounds and complexes described herein. The compounds of the present invention can also be synthesized by methods not explicitly illustrated in the schemes but are well within the skill of one in the art. The compounds can be prepared using readily available materials of known intermediates.

[0082] In the following schemes, the symbol X represents bromo or iodo. The symbol Y is selected from H, lower alkyl, and arylalkyl. The symbol Z is selected from H, alkyl, and aryl. The symbol PG represents protecting group. The symbols A, D, E, G, R^x, R^y, R^z, R¹, R², R³, R⁴, R⁵, R⁶, R⁷, R⁸, R⁹, R¹⁰, R¹¹, and R¹² can be used to refer to the corresponding symbols in Formulae (I) or (II). For example, the symbol A can refer to A1 of Formula (I), or A2 of Formula (II), subject to the provisos of each Formula.

Preparation Strategy #1

[0083] In Scheme 1, Step 1 and 2, compounds 1 or 2 are converted into alcohol 3. In step 1, compound 1 is treated with a reducing agent in an appropriate solvent. Suitable reducing agents include borane complexes, such as borane-tetrahydrofuran, borane-dimethylsulfide, combinations thereof and the like. Lithium aluminum hydride, or sodium borohydride can also be used as reducing agents. The reducing agents can be used in quantities ranging from 0.5 to 5 equivalents, relative to compound 1 or 2. Suitable solvents include diethyl ether, tetrahydrofuran, 1,4-dioxane, 1,2-dimethoxyethane, combinations thereof and the like. Reaction temperatures range from 0°C to the boiling point of the solvent used; reaction completion times range from 1 to 24 h.

[0084] In Step 2, the carbonyl group of compound 2 is treated with a reducing agent in an appropriate solvent. Suitable reducing agents include borane complexes, such as borane-tetrahydrofuran, borane-dimethylsulfide, combinations thereof and the like. Lithium aluminum hydride, or sodium borohydride can also be used as reducing agents. The reducing agents can be used in quantities ranging from 0.5 to 5 equivalents, relative to compound 2. Suitable solvents include lower alcohol, such as methanol, ethanol, and propanol, diethyl ether, tetrahydrofuran, 1,4-dioxane and 1,2-dimethoxyethane, combinations thereof and the like. Reaction temperatures range from 0°C to the boiling point of the solvent used; reaction completion times range from 1 to 24 h.

[0085] In Step 3, the hydroxyl group of compound 3 is protected with a protecting group which is stable under neutral or basic conditions. The protecting group is typically selected from methoxymethyl, ethoxyethyl, tetrahydropyran-2-yl, trimethylsilyl, *tert*-butyldimethylsilyl, tributylsilyl, combinations thereof and the like.

In the case of methoxymethyl, compound 3 is treated with 1 to 3 equivalents of chloromethyl methyl ether in the presence of a base. Suitable bases include sodium hydride, potassium *tert*-butoxide, tertiary amines, such as diisopropylethylamine, triethylamine, 1,8-diazabicyclo[5,4,0]undec-7-ene, and inorganic bases, such as sodium hydroxide, sodium carbonate, potassium hydroxide, potassium carbonate, combinations thereof and the like. The bases can be used in quantities ranging from 1 to 3 equivalents, relative to compound 3. Reaction temperatures range from 0°C to the boiling point of the solvent used; preferably between 0 and 40 °C; reaction completion times range from 1 to 48 h.

[0086] In the case of tetrahydropyran-2-yl, compound 3 is treated with 1 to 3 equivalents of 3,4-dihydro-2*H*-pyran in the presence of 1 to 10 mol% of acid catalyst. Suitable acid catalysts include pyridinium *p*-toluenesulfonic acid, *p*-toluenesulfonic acid, camphorsulfonic acid, hydrogen chloride, sulfuric acid, combinations thereof and the like. Suitable solvents include dichloromethane, chloroform, tetrahydrofuran, 1,4-dioxane, 1,2-dimethoxyethane, toluene, benzene, and acetonitrile combinations thereof and the like. Reaction temperatures range from 0°C to the boiling point of the solvent used; preferably between 0 and 40 °C, and is complete in 1 to 48 h.

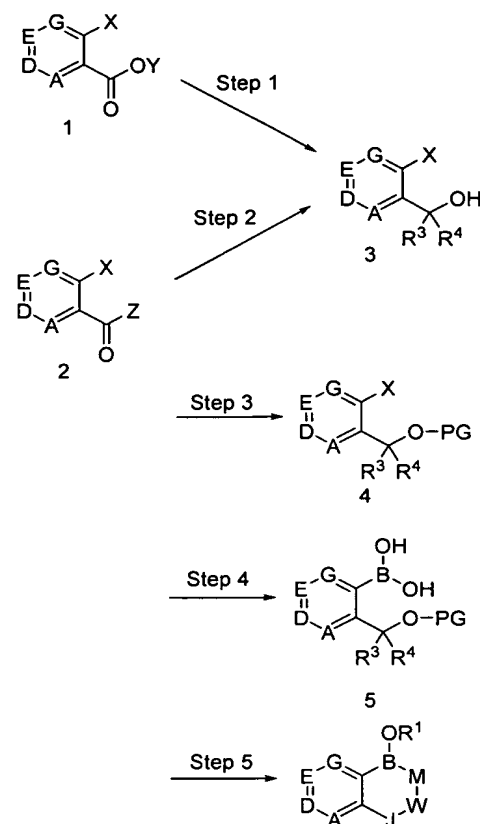
[0087] In the case of trialkylsilyl, compound 3 is treated with 1 to 3 equivalents of chlorotrialkylsilyane in the presence of 1 to 3 equivalents of base. Suitable bases include tertiary amines, such as imidazole, diisopropylethylamine, triethylamine, 1,8-diazabicyclo[5,4,0]undec-7-ene, combinations thereof and the like. Reaction temperatures range from 0°C to the boiling point of the solvent used; preferably between 0 and 40 °C; reaction completion times range from 1 to 48 h.

[0088] In Step 4, compound 4 is converted into boronic acid (5) through halogen metal exchange reaction. Compound 4 is treated with 1 to 3 equivalents of alkylmetal reagent relative to compound 4, such as *n*-butyllithium, *sec*-butyllithium, *tert*-butyllithium, or isopropylmagnesium chloride followed by the addition of 1 to 3 equivalents of trialkyl borate relative to compound 4, such as trimethyl borate, triisopropyl borate, or tributyl borate. Suitable solvents include tetrahydrofuran, ether, 1,4-dioxane, 1,2-dimethoxyethane, toluene, hexanes, combinations thereof and the like. Alkylmetal reagent may also be added in the presence of trialkyl borate. The addition of butyllithium is carried out at between -100 and 0 °C, preferably at between

-80 and -40 °C. The addition of isopropylmagnesium chloride is carried out at between -80 and 40 °C, preferably at between -20 and 30 °C. After the addition of trialkyl borate, the reaction is allowed to warm to room temperature, which is typically between 15 and 30 °C. When alkylmetal reagent is added in the presence of trialkyl borate, the reaction mixture is allowed to warm to room temperature after the addition. Reaction completion times range from 1 to 12 h. Compound 5 may not be isolated and may be used for the next step without purification or in one pot.

[0089] In Step 5, the protecting group of compound 5 is removed under acidic conditions to give compound of Formulae (I) and (II). Suitable acids include acetic acid, trifluoroacetic acid, hydrochloric acid, hydrobromic acid, sulfuric acid, *p*-toluenesulfonic acid and the like. The acids can be used in quantities ranging from 0.1 to 20 equivalents, relative to compound 5. When the protecting group is trialkylsilyl, basic reagents, such as tetrabutylammonium fluoride, can also be used. Suitable solvents include tetrahydrofuran, 1,4-dioxane, 1,2-dimethoxyethane, methanol, ethanol, propanol, acetonitrile, acetone, combination thereof and the like. Reaction temperatures range from 0°C to the boiling point of the solvent used; preferably between 10 and 40 °C; reaction completion times range from 0.5 to 48 h.

Scheme 1



I or II, $\text{R}^1=\text{H}$, $\text{W}=(\text{CR}^6\text{R}^7)_m$, $m=0$

Preparation Strategy #2

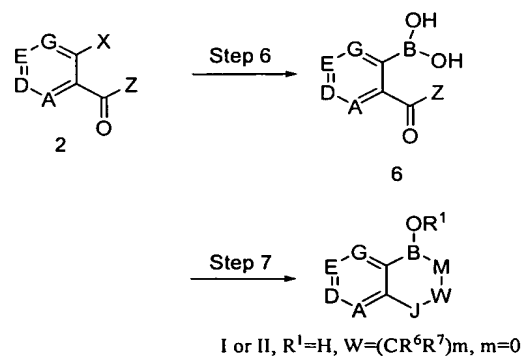
[0090] In Scheme 2, Step 6, compound 2 is converted into boronic acid (6) *via* a transition metal catalyzed cross-coupling reaction. Compound 2 is treated with 1 to 3 equivalents of bis(pinacolato)diboron or 4,4,5,5-tetramethyl-1,3,2-dioxaborolane in the presence of transition metal catalyst, with the use of appropriate ligand and base as necessary. Suitable transition metal catalysts include palladium(II) acetate, palladium(II) acetoacetate, tetrakis(triphenylphosphine)palladium, dichlorobis(triphenylphosphine)palladium, [1,1'-bis(diphenylphosphino)ferrocen] dichloropalladium(II), combinations thereof and the like. The catalyst can be used in quantities ranging from 1 to 5 mol% relative to compound 2. Suitable ligands include triphenylphosphine, tri(*o*-tolyl)phosphine, tricyclohexylphosphine, combinations thereof and the like. The ligand can be used in quantities ranging from 1 to 5 equivalents relative to compound 2. Suitable bases include sodium carbonate, potassium carbonate, potassium phenoxide, triethylamine, combinations thereof and the like. The base can be used in quantities ranging from 1 to 5 equivalents relative to

compound 2. Suitable solvents include *N,N*-dimethylformamide, dimethylsulfoxide, tetrahydrofuran, 1,4-dioxane, toluene, combinations thereof and the like. Reaction temperatures range from 20 °C to the boiling point of the solvent used; preferably between 50 and 150 °C; reaction completion times range from 1 to 72 h.

[0091] Pinacol ester is then oxidatively cleaved to give compound 6. Pinacol ester is treated with sodium periodate followed by acid. Sodium periodate can be used in quantities ranging from 2 to 5 equivalents relative to compound 6. Suitable solvents include tetrahydrofuran, 1,4-dioxane, acetonitrile, methanol, ethanol, combinations thereof and the like. Suitable acids include hydrochloric acid, hydrobromic acid, sulfuric acid combinations thereof and the like. Reaction temperatures range from 0 °C to the boiling point of the solvent used; preferably between 0 and 50 °C; reaction completion times range from 1 to 72 h.

[0092] In Step 7, the carbonyl group of compound 6 is treated with a reducing agent in an appropriate solvent to give a compound of Formulae (I) and (II). Suitable reducing agents include borane complexes, such as borane-tetrahydrofuran, borane-dimethylsulfide, combinations thereof and the like. Lithium aluminum hydride, or sodium borohydride can also be used as reducing agents. The reducing agents can be used in quantities ranging from 0.5 to 5 equivalents, relative to compound 6. Suitable solvents include lower alcohol, such as methanol, ethanol, and propanol, diethyl ether, tetrahydrofuran, 1,4-dioxane and 1,2-dimethoxyethane, combinations thereof and the like. Reaction temperatures range from 0°C to the boiling point of the solvent used; reaction completion times range from 1 to 24 h.

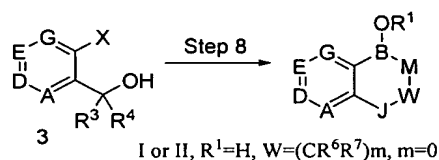
Scheme 2



Preparation Strategy #3

[0093] In Scheme 3, Step 8, compounds of Formulae (I) and (II) can be prepared in one step from compound 3. Compound 3 is mixed with trialkyl borate then treated with alkylmetal reagent. Suitable alkylmetal reagents include *n*-butyllithium, *sec*-butyllithium, *tert*-butyllithium combinations thereof and the like. Suitable trialkyl borates include trimethyl borate, triisopropyl borate, tributyl borate, combinations thereof and the like. The addition of butyllithium is carried out at between -100 and 0 °C, preferably at between -80 and -40 °C. The reaction mixture is allowed to warm to room temperature after the addition. Reaction completion times range from 1 to 12 h. The trialkyl borate can be used in quantities ranging from 1 to 5 equivalents relative to compound 3. The alkylmetal reagent can be used in quantities ranging from 1 to 2 equivalents relative to compound 3. Suitable solvents include tetrahydrofuran, ether, 1,4-dioxane, 1,2-dimethoxyethane, toluene, hexanes, combinations thereof and the like. Reaction completion times range from 1 to 12 h. Alternatively, a mixture of compound 3 and trialkyl borate can be refluxed for 1 to 3 h and the alcohol molecule formed upon the ester exchange can be distilled out before the addition of alkylmetal reagent.

Scheme 3



Preparation Strategy #4

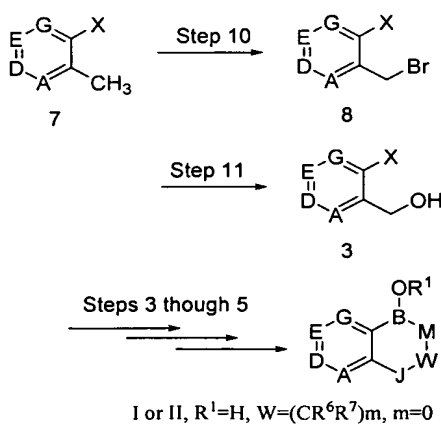
[0094] In Scheme 4, Step 10, the methyl group of compound 7 is brominated using *N*-bromosuccinimide. *N*-bromosuccinimide can be used in quantities ranging from 0.9 to 1.2 equivalents relative to compound 7. Suitable solvents include carbon tetrachloride, tetrahydrofuran, 1,4-dioxane, chlorobenzene, combinations thereof and the like. Reaction temperatures range from 20 °C to the boiling point of the solvent used; preferably between 50 and 150 °C; reaction completion times range from 1 to 12 h.

[0095] In Step 11, the bromomethylene group of compound 8 is converted to the benzyl alcohol 3. Compound 8 is treated with sodium acetate or potassium acetate. These acetates can be used in quantities ranging from 1 to 10 equivalents relative to

compound 8. Suitable solvents include tetrahydrofuran, 1,4-dioxane, *N,N*-dimethylformamide, *N,N*-dimethylacetamide, *N*-methylpyrrolidone, dimethylsulfoxide, combinations thereof and the like. Reaction temperatures range from 20 °C to the boiling point of the solvent used; preferably between 50 and 100 °C; reaction completion times range from 1 to 12 h. The resulting acetate is hydrolyzed to compound 3 under basic conditions. Suitable bases include sodium hydroxide, lithium hydroxide, potassium hydroxide, combinations thereof and the like. The base can be used in quantities ranging from 1 to 5 equivalents relative to compound 8. Suitable solvents include methanol, ethanol, tetrahydrofuran, water, combinations thereof and the like. Reaction temperatures range from 20 °C to the boiling point of the solvent used; preferably between 50 and 100 °C; reaction completion times range from 1 to 12 h. Alternatively, compound 8 can be directly converted into compound 3 under the similar condition above.

[0096] Steps 3 through 5 convert compound 3 into a compound of Formulae (I) and (II).

Scheme 4



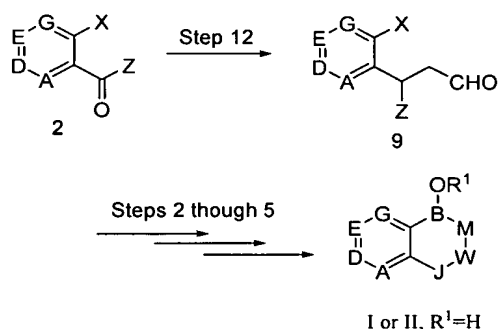
Preparation Strategy #5

[0097] In Scheme 5, Step 12, compound 2 is treated with (methoxymethyl)triphenylphosphonium chloride or (methoxymethyl)triphenylphosphonium bromide in the presence of base followed by acid hydrolysis to give compound 9. Suitable bases include sodium hydride, potassium tert-butoxide, lithium diisopropylamide, butyllithium, lithium hexamethyldisilazane, combinations thereof and the like. The (methoxymethyl)triphenylphosphonium salt can be used in quantities ranging from 1 to 5 equivalents relative to compound 2. The base can be used in quantities ranging

from 1 to 5 equivalents relative to compound 2. Suitable solvents include tetrahydrofuran, 1,2-dimethoxyethane, 1,4-dioxane, ether, toluene, hexane, *N,N*-dimethylformamide, combinations thereof and the like. Reaction temperatures range from 0 °C to the boiling point of the solvent used; preferably between 0 and 30 °C; reaction completion times range from 1 to 12 h. The enoether formed is hydrolyzed under acidic conditions. Suitable acids include hydrochloric acid, hydrobromic acid, sulfuric acid, and the like. Suitable solvents include tetrahydrofuran, 1,2-dimethoxyethane, 1,4-dioxane, methanol, ethanol, combination thereof and the like. Reaction temperatures range from 20 °C to the boiling point of the solvent used; preferably between 50 and 100 °C; reaction completion times range from 1 to 12 h.

[0098] Steps 2 through 5 convert compound 9 into a compound of Formulae (I) and (II).

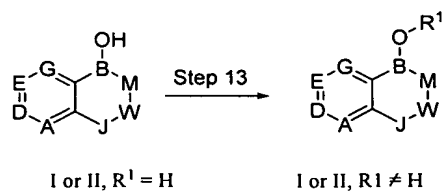
Scheme 5



Preparation Strategy #6

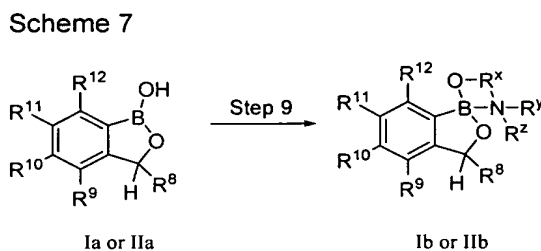
[0099] In Scheme 6, compound (I) wherein R¹ is H is converted into compound (I) wherein R¹ is alkyl by mixing with the corresponding alcohol, R¹OH. The suitable solvents include tetrahydrofuran, 1,2-dimethoxyethane, 1,4-dioxane, toluene, combinations thereof and the like. The alcohol (R¹OH) can be used as the solvent as well. Reaction temperatures range from 20 °C to the boiling point of the solvent used; preferably between 50 and 100 °C; reaction completion times range from 1 to 12 h.

Scheme 6



Preparation Strategy #7

[0100] In Scheme 7, compound (Ia) is converted into its aminoalcohol complex (Ib). Compound (Ia) is treated with $\text{HOR}^1\text{NR}^{1a}\text{R}^{1b}$. The aminoalcohol can be used in quantities ranging from 1 to 10 equivalents relative to compound (Ia). Suitable solvents include methanol, ethanol, propanol, tetrahydrofuran, acetone, acetonitrile, 1,2-dimethoxyethane, 1,4-dioxane, toluene, *N,N*-dimethylformamide, water, combination thereof and the like. Reaction temperatures range from 20 °C to the boiling point of the solvent used; preferably between 50 and 100 °C; reaction completion times range from 1 to 24 h.



[0101] The compounds of Formulae (I) or (II) can be converted into hydrates and solvates by methods similar to those described above.

IV. Methods of Inhibiting Microorganism Growth or Killing Microorganisms

[0102] In another aspect, the invention provides a method of inhibiting the growth of a microorganism, or killing a microorganism, or both, comprising contacting the microorganism with a compound according to Formulae (I) or (II). Microorganisms are members selected from fungi, yeast, viruses, bacteria and parasites. In another exemplary embodiment, the microorganism is inside, or on the surface of an animal. In an exemplary embodiment, the animal is a member selected from human, cattle, deer, reindeer, goat, honey bee, pig, sheep, horse, cow, bull, dog, guinea pig, gerbil, rabbit, cat, camel, yak, elephant, ostrich, otter, chicken, duck, goose, guinea fowl, pigeon, swan, and turkey. In another exemplary embodiment, the animal is a human.

[0103] In an exemplary embodiment, the microorganism is a member selected from a fungus and a yeast. In another exemplary embodiment, the fungus or yeast is a member selected from *Candida* species, *Trichophyton* species, *Microsporium* species, *Aspergillus* species, *Cryptococcus* species, *Blastomyces* species, *Coccidioides* species, *Histoplasma* species, *Paracoccidioides* species, *Phycomycetes* species,

Malassezia species, *Fusarium* species, *Epidermophyton* species, *Scytalidium* species, *Scopulariopsis* species, *Alternaria* species, *Penicillium* species, *Phialophora* species, *Rhizopus* species, *Scedosporium* species and *Zygomycetes* class. In another exemplary embodiment, the fungus or yeast is a member selected from *Aspergillus fumigatus* (*A. fumigatus*), *Blastomyces dermatitidis*, *Candida Albicans* (*C. albicans*, both fluconazole sensitive and resistant strains), *Candida glabrata* (*C. glabrata*), *Candida krusei* (*C. krusei*), *Cryptococcus neoformans* (*C. neoformans*), *Candida parapsilosis* (*C. parapsilosis*), *Candida tropicalis* (*C. tropicalis*), *Coccidioides immitis*, *Epidermophyton floccosum* (*E. floccosum*), *Fusarium solani* (*F. solani*), *Histoplasma capsulatum*, *Malassezia furfur* (*M. furfur*), *Malassezia pachydermatis* (*M. pachydermatis*), *Malassezia sympodialis* (*M. sympodialis*), *Microsporum audouinii* (*M. audouinii*), *Microsporum canis* (*M. canis*), *Microsporum gypseum* (*M. gypseum*), *Paracoccidioides brasiliensis* and *Phycomycetes* spp, *Trichophyton mentagrophytes* (*T. mentagrophytes*), *Trichophyton rubrum* (*T. rubrum*), *Trichophyton tonsurans* (*T. tonsurans*). In another exemplary embodiment, the fungus or yeast is a member selected from *Trichophyton concentricum*, *T. violaceum*, *T. schoenleinii*, *T. verrucosum*, *T. soudanense*, *Microsporum gypseum*, *M. equinum*, *Candida guilliermondii*, *Malassezia globosa*, *M. obtuse*, *M. restricta*, *M. slooffiae*, and *Aspergillus flavus*. In another exemplary embodiment, the fungus or yeast is a member selected from dermatophytes, *Trichophyton*, *Microsporum*, *Epidermophyton* and yeast-like fungi.

[0104] In an exemplary embodiment, the microorganism is a bacteria. In an exemplary embodiment, the bacteria is a gram-positive bacteria. In another exemplary embodiment, the gram-positive bacteria is a member selected from *Staphylococcus* species, *Streptococcus* species, *Bacillus* species, *Mycobacterium* species, *Corynebacterium* species (*Propionibacterium* species), *Clostridium* species, *Actinomyces* species, *Enterococcus* species and *Streptomyces* species. In another exemplary embodiment, the bacteria is a gram-negative bacteria. In another exemplary embodiment, the gram-negative bacteria is a member selected from *Acinetobacter* species, *Neisseria* species, *Pseudomonas* species, *Brucella* species, *Agrobacterium* species, *Bordetella* species, *Escherichia* species, *Shigelia* species, *Yersinia* species, *Salmonella* species, *Klebsiella* species, *Enterobacter* species, *Haemophilus* species, *Pasteurella* species, *Streptobacillus* species, spirochetal

species, *Campylobacter* species, *Vibrio* species and *Helicobacter* species. In another exemplary embodiment, the bacterium is a member selected from *Propionibacterium acnes*; *Staphylococcus aureus*; *Staphylococcus epidermidis*, *Staphylococcus saprophyticus*; *Streptococcus pyogenes*; *Streptococcus agalactiae*; *Streptococcus pneumoniae*; *Enterococcus faecalis*; *Enterococcus faecium*; *Bacillus anthracis*; *Mycobacterium avium-intracellulare*; *Mycobacterium tuberculosis*, *Acinetobacter baumannii*; *Corynebacterium diphtheria*; *Clostridium perfringens*; *Clostridium botulinum*; *Clostridium tetani*; *Neisseria gonorrhoeae*; *Neisseria meningitidis*; *Pseudomonas aeruginosa*; *Legionella pneumophila*; *Escherichia coli*; *Yersinia pestis*; *Haemophilus influenzae*; *Helicobacter pylori*; *Campylobacter fetus*; *Campylobacter jejuni*; *Vibrio cholerae*; *Vibrio parahaemolyticus*; *Treponema pallidum*; *Actinomyces israelii*; *Rickettsia prowazekii*; *Rickettsia rickettsii*; *Chlamydia trachomatis*; *Chlamydia psittaci*; *Brucella abortus*; *Agrobacterium tumefaciens*; and *Francisella tularensis*.

[0105] In an exemplary embodiment, the microorganism is a bacteria, which is a member selected from acid-fast bacterium, including *Mycobacterium* species; bacilli, including *Bacillus* species, *Corynebacterium* species (also *Propionibacterium*) and *Clostridium* species; filamentous bacteria, including *Actinomyces* species and *Streptomyces* species; bacilli, such as *Pseudomonas* species, *Brucella* species, *Agrobacterium* species, *Bordetella* species, *Escherichia* species, *Shigella* species, *Yersinia* species, *Salmonella* species, *Klebsiella* species, *Enterobacter* species, *Haemophilus* species, *Pasteurella* species, and *Streptobacillus* species; spirochetal species, *Campylobacter* species, *Vibrio* species; and intracellular bacteria including *Rickettsiae* species and *Chlamydia* species.

[0106] In an exemplary embodiment, the microorganism is a virus. In an exemplary embodiment, the virus is a member selected from hepatitis A-B, human rhinoviruses, Yellow fever virus, human respiratory coronaviruses, Severe acute respiratory syndrome (SARS), respiratory syncytial virus, influenza viruses, parainfluenza viruses 1-4, human immunodeficiency virus 1 (HIV-1), human immunodeficiency virus 2 (HIV-2), Herpes simplex virus 1 (HSV-1), Herpes simplex virus 2 (HSV-2), human cytomegalovirus (HCMV), Varicella zoster virus, Epstein-Barr (EBV), polioviruses, coxsackieviruses, echoviruses, rubella virus, neurodermatropic virus, variola virus, papoviruses, rabies virus, dengue virus, West Nile virus

and SARS virus. In another exemplary embodiment, the virus is a member selected from *picornaviridae*, *flaviviridae*, *coronaviridae*, *paramyxoviridae*, *orthomyxoviridae*, *retroviridae*, *herpesviridae* and *hepadnaviridae*. In another exemplary embodiment, the virus is a member selected from a virus included in the following table:

Table A. Viruses

Virus Category	Pertinent Human Infections
RNA Viruses	
<i>Picomaviridae</i>	Polio Human hepatitis A Human rhinovirus
<i>Togaviridae and Flaviviridae</i>	<i>Rubella</i> – German measles <i>Yellow fever</i>
<i>Coronaviridae</i>	Human respiratory coronavirus (HCV) Severe acute respiratory syndrome (SAR)
<i>Rhabdoviridae</i>	<i>Lyssavirus</i> – Rabies
<i>Paramyxoviridae</i>	<i>Paramyxovirus</i> – Mumps <i>Morbillivirus</i> – measles <i>Pneumovirus</i> – respiratory syncytial virus
<i>Orthomyxoviridae</i>	Influenza A-C
<i>Bunyaviridae</i>	<i>Bunyavirus</i> – Bunyamwera (BUN) <i>Hantavirus</i> – Hantaan (HTN) <i>Nairevirus</i> – Crimean-Congo hemorrhagic fever (CCHF) <i>Phlebovirus</i> – Sandfly fever (SFN) <i>Uukivirus</i> – Uukuniemi (UUK) <i>Rift Valley Fever</i> (RVFN)
<i>Arenaviridae</i>	<i>Junin</i> – Argentine hemorrhagic fever <i>Machupo</i> – Bolivian hemorrhagic fever <i>Lassa</i> – Lassa fever <i>LCM</i> – aseptic lymphocytic choriomeningitis
<i>Reoviridae</i>	<i>Rotovirus</i> <i>Reovirus</i> <i>Orbivirus</i>
<i>Retroviridae</i>	Human immunodeficiency virus 1 (HIV-1) Human immunodeficiency virus 2 (HIV-2) Simian immunodeficiency virus (SIV)
DNA Viruses	
<i>Papovaviridae</i>	Pediatric viruses that reside in kidney
<i>Adenoviridae</i>	Human respiratory distress and some deep-seated eye

Virus Category	Pertinent Human Infections
	infections
<i>Parvoviridae</i>	Human gastro-intestinal distress (Norwalk Virus)
<i>Herpesviridae</i>	Herpes simplex virus 1 (HSV-1) Herpes simplex virus 2 (HSV-2) Human cytomegalovirus (HCMV) Varicella zoster virus (VZV) Epstein-Barr virus (EBV) Human herpes virus 6 (HHV6)
<i>Poxviridae</i>	Orthopoxvirus is sub-genus for smallpox
<i>Hepadnaviridae</i>	Hepatitis B virus (HBV) Hepatitis C virus (HCV)

[0107] In another exemplary embodiment, the microorganism is a parasite. In an exemplary embodiment, the parasite is a member selected from *Plasmodium falciparum*, *P. vivax*, *P. ovale*, *P. malariae*, *P. berghei*, *Leishmania donovani*, *L. infantum*, *L. chagasi*, *L. mexicana*, *L. amazonensis*, *L. venezuelensis*, *L. tropics*, *L. major*, *L. minor*, *L. aethiopica*, *L. Biana braziliensis*, *L. (V.) guyanensis*, *L. (V.) panamensis*, *L. (V.) peruviana*, *Trypanosoma brucei rhodesiense*, *T. brucei gambiense*, *T. cruzi*, *Giardia intestinalis*, *G. lambda*, *Toxoplasma gondii*, *Entamoeba histolytica*, *Trichomonas vaginalis*, *Pneumocystis carinii*, and *Cryptosporidium parvum*.

V. **Methods of Treating or Preventing Infections**

[0108] In another aspect, the invention provides a method of treating or preventing an infection, or both. The method includes administering to the animal a therapeutically effective amount of the compound of the invention, sufficient to treat or prevent said infection. In an exemplary embodiment, the compound of the invention is according to Formulae (I) or (II). In another exemplary embodiment, the animal is a member selected from human, cattle, deer, reindeer, goat, honey bee, pig, sheep, horse, cow, bull, dog, guinea pig, gerbil, rabbit, cat, camel, yak, elephant, ostrich, otter, chicken, duck, goose, guinea fowl, pigeon, swan, and turkey. In another exemplary embodiment, the animal is a human. In another exemplary embodiment, the animal is a member selected from a human, cattle, goat, pig, sheep, horse, cow, bull, dog, guinea pig, gerbil, rabbit, cat, chicken and turkey. In another exemplary

embodiment, the infection is a member selected from a systemic infection, a cutaneous infection, and an ungual or periungual infection.

V. a) Methods of Treating of Preventing Ungual and/or Periungual Infections

[0109] In another aspect, the invention provides a method of treating or preventing an ungual and/or periungual infection. The method includes administering to the animal a therapeutically effective amount of the compound of the invention, sufficient to treat or prevent said infection. In another exemplary embodiment, the method includes administering the compound of the invention at a site which is a member selected from the skin, nail, hair, hoof, claw and the skin surrounding the nail, hair, hoof and claw.

V. a) 1) Onychomycosis

[0110] Onychomycosis is a disease of the nail caused by yeast, dermatophytes, or other molds, and represents approximately 50% of all nail disorders. Toenail infection accounts for approximately 80% of onychomycosis incidence, while fingernails are affected in about 20% of the cases. Dermatophytes are the most frequent cause of nail plate invasion, particularly in toenail onychomycosis.

Onychomycosis caused by a dermatophyte is termed *Tinea unguium*. *Trichophyton rubrum* is by far the most frequently isolated dermatophyte, followed by *T. mentagrophytes*. Distal subungual onychomycosis is the most common presentation of *tinea unguium*, with the main site of entry through the hyponychium (the thickened epidermis underneath the free distal end of a nail) progressing in time to involve the nail bed and the nail plate. Discoloration, onycholysis, and accumulation of subungual debris and nail plate dystrophy characterize the disease. The disease adversely affects the quality of life of its victims, with subject complaints ranging from unsightly nails and discomfort with footwear, to more serious complications including secondary bacterial infections.

[0111] Many methods are known for the treatment of fungal infections, including the oral and topical use of antibiotics (e.g., nystatin and amphotericin B), imidazole anti-fungal agents such as miconazole, clotrimazole, fluconazole, econazole and sulconazole, and non-imidazole fungal agents such as the allylamine derivatives terbinafine and naftifine, and the benzylamine butenafine.

[0112] However, onychomycosis has proven to be resistant to most treatments. Nail fungal infections reside in an area difficult to access by conventional topical treatment and anti-fungal drugs cannot readily penetrate the nail plate to reach the infection sites under the nail. Therefore, onychomycosis has traditionally been treated by oral administration of anti-fungal drugs; however, clearly this is undesirable due to the potential for side effects of such drugs, in particular those caused by the more potent anti-fungal drugs such as itraconazole and ketoconazole. An alternative method of treatment of onychomycosis is by removal of the nail before treating with a topically active anti-fungal agent; such a method of treatment is equally undesirable. Systemic antimycotic agents require prolonged use and have the potential for significant side effects. Topical agents have usually been of little benefit, primarily because of poor penetration of the anti-fungal agents into and through the nail mass.

[0113] In an exemplary embodiment, the invention provides a method of treating or preventing onychomycosis. The method includes administering to the animal a therapeutically effective amount of a pharmaceutical formulation of the invention, sufficient to treat or prevent onychomycosis. In another exemplary embodiment, the method includes administering the pharmaceutical formulation of the invention at a site which is a member selected from the skin, nail, hair, hoof, claw and the skin surrounding the nail, hair, hoof and claw. In another exemplary embodiment, the pharmaceutical formulation includes a compound having a structure according to Formula (IIb). In another exemplary embodiment, R^{1b} is H. In another exemplary embodiment, R^{10b} and R^{11b} are H. In another exemplary embodiment, one member selected from R^{10b} and R^{11b} is H and the other member selected from R^{10b} and R^{11b} is a member selected from halo, methyl, cyano, methoxy, hydroxymethyl and p-cyanophenoxy. In another exemplary embodiment, R^{10b} and R^{11b} are members independently selected from fluoro, chloro, methyl, cyano, methoxy, hydroxymethyl, and p-cyanophenyl. In another exemplary embodiment, R^{1b} is H; R^{7b} is H; R^{10b} is F and R^{11b} are H. In another exemplary embodiment, R^{11b} and R^{12b} , along with the atoms to which they are attached, are joined to form a phenyl group.

V. a) 2) Other Ungual and Periungual Infections

[0114] In an exemplary embodiment, the invention provides a method of treating or preventing an unguinal or periungual infection in a mammal. This method comprising administering to the mammal a therapeutically effective amount of a

compound of the invention, thereby treating or preventing the unguinal or periungual infection. In an exemplary embodiment, the unguinal or periungual infection is a member selected from: chloronychia, paronychias, erysipeloid, onychorrhexis, gonorrhea, swimming-pool granuloma, larva migrans, leprosy, Orf nodule, milkers' nodules, herpetic whitlow, acute bacterial perionyxis, chronic perionyxis, sporotrichosis, syphilis, tuberculosis verrucosa cutis, tularemia, tungiasis, peri- and subungual warts, zona, nail dystrophy (trachyonychia), and dermatological diseases with an effect on the nails, such as psoriasis, pustular psoriasis, alopecia aerata, parakeratosis pustulosa, contact dermatosis, Reiter's syndrome, psoriasiform acral dermatitis, lichen planus, idiopathy atrophy in the nails, lichen nitidus, lichen striatus, inflammatory linear verrucous epidermal naevus (ILVEN), alopecia, pemphigus, bullous pemphigoid, acquired epidermolysis bullosa, Darier's disease, pityriasis rubra pilaris, palmoplantar keratoderma, contact eczema, polymorphic erythema, scabies, Bazex syndrome, systemic scleroderma, systemic lupus erythematosus, chronic lupus erythematosus, dermatomyositis.

[0115] The compounds and pharmaceutical formulations of the invention useful for unguinal and periungual applications also find application in the cosmetics field, in particular for the treatment of irregularities of the nails, koilonychias, Beau's lines, longitudinal ridging, ingrown nails.

[0116] In an exemplary embodiment, the infection is of the skin, nail, hair, claw or hoof, hair, ear and eye and is a member selected from Sporotrichosis, Mycotic keratitis, Extension oculomycosis, Endogenous oculomycosis, Lobomycosis, Mycetoma, Piedra, Pityriasis versicolor, Tinea corporis, Tinea cruris, Tinea pedis, Tinea barbae, Tinea capitis, Tinea nigra, Otomycosis, Tinea favosa, Chromomycosis, and Tinea Imbricata.

V. b) Methods of Treating Systemic Diseases

[0117] In another aspect, the invention provides a method of treating a systemic disease. The method involves contacting an animal with a compound of the invention. The method of delivery for treatment of systemic diseases can be oral, intravenous or transdermal.

[0118] In an exemplary embodiment, the infection is systemic and is a member selected from candidiasis, aspergillosis, coccidioidomycosis, cryptococcosis,

histoplasmosis, blastomycosis, paracoccidioidomycosis, zygomycosis, phaeohyphomycosis and rhinosporidiosis.

V. c) Methods of Treating Diseases Involving Viruses

[0119] The compounds of the invention are useful for the treatment of diseases of both animals and humans, involving viruses. In an exemplary embodiment, the disease is a member selected from hepatitis A – B – C, yellow fever, respiratory syncytial, influenza, AIDS, herpes simplex, chicken pox, varicella zoster, and Epstein-Barr disease.

V. d) Methods of Treating Diseases Involving Parasites

[0120] The compounds of the invention are useful for the treatment of diseases of both animals and humans, involving parasites. In an exemplary embodiment, the disease is a member selected from malaria, Chagas' disease, Leishmaniasis, African sleeping sickness (African human trypanosomiasis), giardiasis, toxoplasmosis, amebiasis and cryptosporidiosis.

VI. Methods of Nail Penetration

[0121] It is believed that poor penetration of the active agent through the hoof or nail plate and/or excessive binding to keratin, (the major protein in nails and hair) are the reasons for the poor efficacy of 8% ciclopirox w/w in commercial lacquer and other topical treatments that have failed in clinical trials. In mild cases of onychomycosis, the pathogenic fungi reside in the nail plate only. In moderate to severe cases the pathogenic fungi establish a presence in the nail plate and in the nail bed. If the infection is cleared from the nail plate but not from the nail bed, the fungal pathogen can re-infect the nail plate. Therefore, to effectively treat onychomycosis, the infection must be eliminated from the nail plate and the nail bed. To do this, the active agent must penetrate and disseminate substantially throughout the nail plate and nail bed.

[0122] It is believed that in order for an active agent to be effective once disseminated throughout the infected area, it must be bioavailable to the fungal pathogen and cannot be so tightly and/or preferentially bound to keratin that the drug is rendered inactive.

[0123] An understanding of the morphology of the nail plate suggests certain physicochemical properties of an active agent that would facilitate penetration of the nail plate. The desired physicochemical properties are described throughout. The tested compounds of the present invention are able to penetrate the nail plate and were also active against *Trichophyton rubrum* and *mentagrophytes* and other species. In addition, the tested compounds are also active against *Trichophyton rubrum* in the presence of 5% keratin powder.

[0124] In another aspect, the invention provides a method of delivering a compound from the dorsal layer of the nail plate to the nail bed. This method comprises contacting the cell with a compound capable of penetrating the nail plate, under conditions sufficient to penetrate the nail. The compound has a molecular weight of between about 100 and about 200 Da. The compound also has a log P value of between about 1.0 and about 2.6. The compound additionally has a water solubility between about 0.1 mg/mL and 1 g/mL octanol/saturated water, thereby delivering said compound.

[0125] In a preferred embodiment, the physicochemical properties of the compound of the invention, described by quantities predictive for migration of the compound through the nail plate, including, but not limited to, molecular weight, log P and solubility in water, and the like, are effective to provide substantial penetration of the nail plate.

[0126] Compounds with a molecular weight of less than 200 Da penetrate the nail plate in a manner superior to the commercially available treatment for onychomycosis. In one embodiment of the present invention the compound has a molecular weight of between 130 and 200. In another embodiment of this invention, the compound has a molecular weight of from about 140 to about 200 Da. In another embodiment of this invention, the compound has a molecular weight of from about 170 to about 200 Da. In another embodiment of this invention, the compound has a molecular weight of from about 155 to about 190 Da. In another embodiment of this invention, the compound has a molecular weight of from about 165 to about 185 Da. In another embodiment of this invention, the compound has a molecular weight of from about 145 to about 170 Da. In yet another embodiment the molecular weight is either 151.93 or 168.39 Da.

[0127] In one embodiment of the present invention the compound has a Log P value of between about -3.5 to about 2.5. In another exemplary embodiment, the compound has a Log P value of from about -1.0 to about 2.5. In another exemplary embodiment, the compound has a Log P value of from about -1.0 to about 2.0. In another exemplary embodiment, the compound has a Log P value of from about -0.5 to about 2.5. In another exemplary embodiment, the compound has a Log P value of from about -0.5 to about 1.5. In another exemplary embodiment, the compound has a Log P value of from about 0.5 to about 2.5. In another exemplary embodiment, the compound has a Log P value of from about 1.0 to about 2.5. In yet another exemplary embodiment, the compound has a Log P value of 1.9 or 2.3.

[0128] Also contemplated by the present invention is a compound with a Log P value less than 2.5, with a molecular weight less than 200 Da, that are still able to penetrate the nail plate.

[0129] In one embodiment of the present invention the compound has a water solubility between about 0.1 mg/mL to 1 g/mL in octanol saturated water. In one embodiment of the present invention the compound has a water solubility of between 0.1 mg/mL and 100 mg/mL. In another embodiment of this invention, the compound has a water solubility of from about 0.1 mg/mL and 10 mg/mL. In another embodiment of this invention, the compound has a water solubility of from about 0.1 mg/mL and 1 mg/mL. In another embodiment of this invention, the compound has a water solubility of from about 5 mg/mL and 1 g/mL. In another embodiment of this invention, the compound has a water solubility of from about 10 mg/mL and 500 g/mL. In another embodiment of this invention, the compound has a water solubility of from about 80 mg/mL and 250 mg/mL.

[0130] In an exemplary embodiment, the present invention provides a compound with a Log P value selected from a range above, with a molecular weight selected from a range above, that are still able to penetrate the nail plate.

[0131] In an exemplary embodiment, the present invention provides compounds with a molecular weight selected from a range above, with a water solubility selected from a range above, that are still able to penetrate the nail plate.

[0132] In an exemplary embodiment, the present invention provides compounds with a log P selected from a range above, with a water solubility selected from a range above, that are still able to penetrate the nail plate.

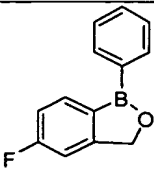
[0133] In an exemplary embodiment, the present invention provides compounds with a molecular weight selected from a range above, with a log P selected from a range above, and with a water solubility selected from a range above, that are still able to penetrate the nail plate.

[0134] Penetration of the nail by the active ingredient may be effected by the polarity of the formulation. However, the polarity of the formulation is not expected have as much influence on nail penetration as some of the other factors, such as the molecular weight or the Log P of the active ingredient. The presence of penetration enhancing agents in the formulation is likely to increase penetration of the active agent when compared to similar formulations containing no penetration enhancing agent

[0135] Some examples of molecules with optimal physicochemical properties are given in the table below.

Structure:	(compound 1)	(compound 2)
Formula:	C ₇ H ₆ BFO ₂	C ₇ H ₆ BClO ₂
Molecular weight (Da):	151.93	168.39
Plasma protein binding (%):	66	83
LogP:	1.9	2.3
Water solubility (µg/mL):	>100	>100

[0136] Compound 3 below is an example of a compound similar in molecular weight to ciclopirox, and like ciclopirox, penetrates the nail plate poorly.

Structure:	 (compound 3)
Formula:	C ₁₃ H ₁₀ BFO
Molecular weight (Da):	212.03
Plasma protein binding (%):	100
cLogP:	3.55
Water solubility (µg/mL):	not determined

[0137] In a preferred embodiment the topical formulations including a compound of Formulae (I) or (II) described structurally above has a total molecular weight of less than 200 Da, has a Log P of less than 2.5, and a minimum inhibitory concentration against *Trichophyton rubrum* that is substantially unchanged in the presence of 5% keratin.

[0138] This invention is still further directed to methods for treating a viral infection mediated at least in part by dermatophytes, *Trichophyton*, *Microsporum* or *Epidermophyton* species, or a yeast-like fungi including *Candida* species, in mammals, which methods comprise administering to a mammal, that has been diagnosed with said viral infection or is at risk of developing said viral infection, a pharmaceutical composition comprising a pharmaceutically acceptable diluent and a therapeutically effective amount of a compound described herein or mixtures of one or more of such compounds. In one embodiment the infection is onychomycosis.

[0139] Compounds contemplated by the present invention may have broad spectrum antifungal activity and as such may be candidates for use against other cutaneous fungal infections.

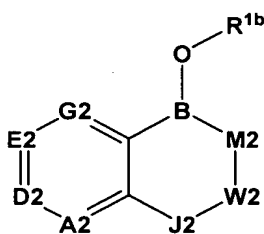
[0140] The methods provided in this aspect of the invention are useful in the penetration of nails and hoofs, as well as the treatment of ungual and periungual conditions.

VII. Pharmaceutical Formulations

[0141] In another aspect, the invention is a pharmaceutical formulation which includes: (a) a pharmaceutically acceptable excipient; and (b) a compound of the

invention. In another aspect, the invention is a pharmaceutical formulation which includes: (a) a pharmaceutically acceptable excipient; and (b) a compound having a structure according to Formula (I), (Ia), (Ib), (Ic), or (Id). In another aspect, the invention is a pharmaceutical formulation which includes: (a) a pharmaceutically acceptable excipient; and (b) a compound which has a structure according to Formula (II), (IIa), (IIb), (IIc), (IId).

[0142] In another aspect, the invention is a pharmaceutical formulation comprising: (a) a pharmaceutically acceptable excipient; and (b) a compound having a structure according to Formula II:



(II)

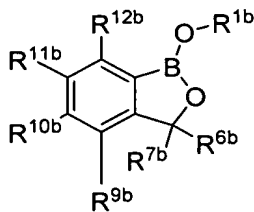
wherein B is boron. R^{1b} is a member selected from a negative charge, a salt counterion, H, substituted or unsubstituted alkyl, substituted or unsubstituted heteroalkyl, substituted or unsubstituted cycloalkyl, substituted or unsubstituted heterocycloalkyl, substituted or unsubstituted aryl, and substituted or unsubstituted heteroaryl. M2 is a member selected from oxygen, sulfur and NR^{2b} . R^{2b} is a member selected from H, substituted or unsubstituted alkyl, substituted or unsubstituted heteroalkyl, substituted or unsubstituted cycloalkyl, substituted or unsubstituted heterocycloalkyl, substituted or unsubstituted aryl, and substituted or unsubstituted heteroaryl. J2 is a member selected from $(CR^{3b}R^{4b})_{n2}$ and CR^{5b} . R^{3b} , R^{4b} , and R^{5b} are members independently selected from H, OH, NH_2 , SH, substituted or unsubstituted alkyl, substituted or unsubstituted heteroalkyl, substituted or unsubstituted cycloalkyl, substituted or unsubstituted heterocycloalkyl, substituted or unsubstituted aryl, and substituted or unsubstituted heteroaryl. The index n2 is an integer selected from 0 to 2. W2 is a member selected from C=O (carbonyl), $(CR^{6b}R^{7b})_{m2}$ and CR^{8b} . R^{6b} , R^{7b} , and R^{8b} are members independently selected from H, OH, NH_2 , SH, substituted or unsubstituted alkyl, substituted or unsubstituted heteroalkyl, substituted or unsubstituted cycloalkyl, substituted or unsubstituted heterocycloalkyl, substituted or unsubstituted aryl, and substituted or unsubstituted heteroaryl. The index m2 is an

integer selected from 0 and 1. A2 is a member selected from CR^{9b} and N. D2 is a member selected from CR^{10b} and N. E2 is a member selected from CR^{11b} and N. G2 is a member selected from CR^{12b} and N. R^{9b}, R^{10b}, R^{11b} and R^{12b} are members independently selected from H, OH, NH₂, SH, substituted or unsubstituted alkyl, substituted or unsubstituted heteroalkyl, substituted or unsubstituted cycloalkyl, substituted or unsubstituted heterocycloalkyl, substituted or unsubstituted aryl, and substituted or unsubstituted heteroaryl. The combination of nitrogens (A2 + D2 + E2 + G2) is an integer selected from 0 to 3. A member selected from R^{3b}, R^{4b} and R^{5b} and a member selected from R^{6b}, R^{7b} and R^{8b}, together with the atoms to which they are attached, are optionally joined to form a 4 to 7 membered ring. R^{3b} and R^{4b}, together with the atoms to which they are attached, are optionally joined to form a 4 to 7 membered ring. R^{6b} and R^{7b}, together with the atoms to which they are attached, are optionally joined to form a 4 to 7 membered ring. R^{9b} and R^{10b}, together with the atoms to which they are attached, are optionally joined to form a 4 to 7 membered ring. R^{10b} and R^{11b}, together with the atoms to which they are attached, are optionally joined to form a 4 to 7 membered ring. R^{11b} and R^{12b}, together with the atoms to which they are attached, are optionally joined to form a 4 to 7 membered ring.

[0143] In an exemplary embodiment, the aspect has the proviso that when M2 is oxygen, W2 is a member selected from (CR^{3b}R^{4b})_{n2}, wherein n2 is 0, J2 is a member selected from (CR^{6b}R^{7b})_{m2}, wherein m2 is 1, A2 is CR^{9b}, D2 is CR^{10b}, E is CR^{11b}, G is CR^{12b}, then R^{9b} is not a member selected from halogen, methyl, ethyl, or optionally joined with R^{10b} to a form phenyl ring. In another exemplary embodiment, the aspect has the proviso that when M2 is oxygen, W2 is a member selected from (CR^{3b}R^{4b})_n, wherein n2 is 0, J2 is a member selected from (CR^{6b}R^{7b})_m, wherein m2 is 1, A2 is CR^{9b}, D2 is CR^{10b}, E2 is CR^{11b}, G2 is CR^{12b}, then R^{10b} is not a member selected from unsubstituted phenoxy, C(CH₃)₃, halogen, CF₃, methoxy, ethoxy, or optionally joined with R^{9b} to form a phenyl ring. In another exemplary embodiment, the aspect has the proviso that when M2 is oxygen, W2 is a member selected from (CR^{3b}R^{4b})_n, wherein n2 is 0, J2 is a member selected from (CR^{6b}R^{7b})_{m2}, wherein m2 is 1, A2 is CR^{9b}, D2 is CR^{10b}, E2 is CR^{11b}, G2 is CR^{12b}, then R^{11b} is not a member selected from halogen or optionally joined with R^{10b} to form a phenyl ring. In another exemplary embodiment, the aspect has the proviso that when M2 is oxygen, W2 is a member selected from (CR^{3b}R^{4b})_{n2}, wherein n2 is 0, J2 is a member selected from (CR^{6b}R^{7b})_{m2}, wherein m2

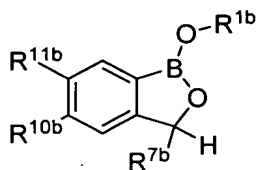
is 1, A2 is CR^{9b}, D2 is CR^{10b}, E2 is CR^{11b}, G2 is CR^{12b}, then R^{12b} is not halogen. In another exemplary embodiment, the aspect has the proviso that when M2 is oxygen, W2 is a member selected from (CR^{3b}R^{4b})_{n2}, wherein n2 is 0, J2 is a member selected from (CR^{6b}R^{7b})_{m2}, wherein m2 is 1, A2 is CR^{9b}, D2 is CR^{10b}, E2 is CR^{11b}, G2 is CR^{12b}, then R^{6b} is not halophenyl. In another exemplary embodiment, the aspect has the proviso that when M2 is oxygen, W2 is a member selected from (CR^{3b}R^{4b})_{n2}, wherein n2 is 0, J2 is a member selected from (CR^{6b}R^{7b})_{m2}, wherein m2 is 1, A2 is CR^{9b}, D2 is CR^{10b}, E2 is CR^{11b}, G2 is CR^{12b}, then R^{7b} is not halophenyl. In another exemplary embodiment, the aspect has the proviso that when M2 is oxygen, W2 is a member selected from (CR^{3b}R^{4b})_{n2}, wherein n2 is 0, J2 is a member selected from (CR^{6b}R^{7b})_{m2}, wherein m2 is 1, A2 is CR^{9b}, D2 is CR^{10b}, E2 is CR^{11b}, G2 is CR^{12b}, then R^{6b} and R^{7b} are not halophenyl. In another exemplary embodiment, the aspect has the proviso that when M2 is oxygen, W2 is a member selected from (CR^{3b}R^{4b})_{n2}, wherein n2 is 0, J2 is a member selected from (CR^{6b}R^{7b})_{m2}, wherein m2 is 1, A2 is CR^{9b}, D2 is CR^{10b}, E2 is CR^{11b}, G2 is CR^{12b}, and R^{9b}, R^{10b} and R^{11b} are H, then R^{6b}, R^{7b} and R^{12b} are not H. In another exemplary embodiment, the aspect has the proviso that when M2 is oxygen wherein n2 is 1, J2 is a member selected from (CR^{6b}R^{7b})_{m2}, wherein m2 is 0, A2 is CR^{9b}, D2 is CR^{10b}, E2 is CR^{11b}, G2 is CR^{12b}, R^{9b} is H, R^{10b} is H, R^{11b} is H, R^{6b} is H, R^{7b} is H, R^{12b} is H, then W2 is not C=O (carbonyl). In another exemplary embodiment, the aspect has the proviso that when M2 is oxygen, W2 is CR^{5b}, J2 is CR^{8b}, A2 is CR^{9b}, D2 is CR^{10b}, E2 is CR^{11b}, G2 is CR^{12b}, R^{6b}, R^{7b}, R^{9b}, R^{10b}, R^{11b} and R^{12b} are H, then R^{5b} and R^{8b}, together with the atoms to which they are attached, do not form a phenyl ring.

[0144] In an exemplary embodiment, the pharmaceutical formulation has a compound with a structure according to Formula (IIa):



(IIa).

[0145] In another exemplary embodiment, the pharmaceutical formulation has a compound with a structure according to Formula (IIb):

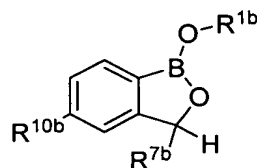


(IIb)

wherein R^{7b} is a member selected from H, methyl, ethyl and phenyl. R^{10b} is a member selected from H, OH, NH₂, SH, halogen, substituted or unsubstituted phenoxy, substituted or unsubstituted phenylalkyloxy, substituted or unsubstituted phenylthio and substituted or unsubstituted phenylalkylthio. R^{11b} is a member selected from H, OH, NH₂, SH, methyl, substituted or unsubstituted phenoxy, substituted or unsubstituted phenylalkyloxy, substituted or unsubstituted phenylthio and substituted or unsubstituted phenylalkylthio.

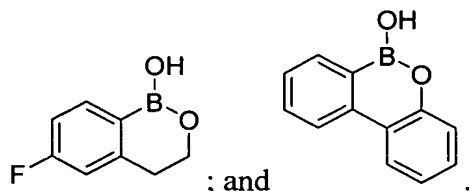
[0146] In another exemplary embodiment, R^{1b} is a member selected from a negative charge, H and a salt counterion. In another exemplary embodiment, R^{10b} and R^{11b} are H. In another exemplary embodiment, one member selected from R^{10b} and R^{11b} is H and the other member selected from R^{10b} and R^{11b} is a member selected from halo, methyl, cyano, methoxy, hydroxymethyl and p-cyanophenoxy. In another exemplary embodiment, R^{10b} and R^{11b} are members independently selected from fluoro, chloro, methyl, cyano, methoxy, hydroxymethyl, and p-cyanophenyl. In another exemplary embodiment, R^{1b} is a member selected from a negative charge, H and a salt counterion; R^{7b} is H; R^{10b} is F and R^{11b} is H. In another exemplary embodiment, R^{11b} and R^{12b}, along with the atoms to which they are attached, are joined to form a phenyl group. In another exemplary embodiment, R^{1b} is a member selected from a negative charge, H and a salt counterion; R^{7b} is H; R^{10b} is 4-cyanophenoxy; and R^{11b} is H.

[0147] In another exemplary embodiment, the pharmaceutical formulation has a compound with a structure according to Formula (IIc):

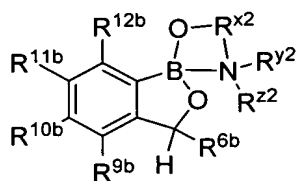


(IIc)

wherein R^{10b} is a member selected from H, halogen, CN and substituted or unsubstituted C₁₋₄ alkyl. In another exemplary embodiment, the compound has a formulation which is a member selected from:



[0148] In another exemplary embodiment, the pharmaceutical formulation has a compound with a structure according to Formula (IIId):



(IIId)

wherein B is boron. R^{x2} is a member selected from substituted or unsubstituted C₁₋₅ alkyl and substituted or unsubstituted C₁₋₅ heteroalkyl. R^{y2} and R^{z2} are members independently selected from H, substituted or unsubstituted alkyl, substituted or unsubstituted heteroalkyl, substituted or unsubstituted cycloalkyl, substituted or unsubstituted heterocycloalkyl, substituted or unsubstituted aryl, and substituted or unsubstituted heteroaryl.

[0149] The pharmaceutical formulations of the invention can take a variety of forms adapted to the chosen route of administration. Those skilled in the art will recognize various synthetic methodologies that may be employed to prepare non-toxic pharmaceutical formulations incorporating the compounds described herein. Those skilled in the art will recognize a wide variety of non-toxic pharmaceutically acceptable solvents that may be used to prepare solvates of the compounds of the invention, such as water, ethanol, propylene glycol, mineral oil, vegetable oil and dimethylsulfoxide (DMSO).

[0150] The compositions of the invention may be administered orally, topically, parenterally, by inhalation or spray or rectally in dosage unit formulations containing conventional non-toxic pharmaceutically acceptable carriers, adjuvants and vehicles. It is further understood that the best method of administration may be a combination of methods. Oral administration in the form of a pill, capsule, elixir, syrup, lozenge,

troche, or the like is particularly preferred. The term parenteral as used herein includes subcutaneous injections, intradermal, intravascular (e.g., intravenous), intramuscular, spinal, intrathecal injection or like injection or infusion techniques.

[0151] The pharmaceutical formulations containing compounds of the invention are preferably in a form suitable for oral use, for example, as tablets, troches, lozenges, aqueous or oily suspensions, dispersible powders or granules, emulsion, hard or soft capsules, or syrups or elixirs.

[0152] Compositions intended for oral use may be prepared according to any method known in the art for the manufacture of pharmaceutical formulations, and such compositions may contain one or more agents selected from the group consisting of sweetening agents, flavoring agents, coloring agents and preserving agents in order to provide pharmaceutically elegant and palatable preparations. Tablets may contain the active ingredient in admixture with non-toxic pharmaceutically acceptable excipients that are suitable for the manufacture of tablets. These excipients may be for example, inert diluents, such as calcium carbonate, sodium carbonate, lactose, calcium phosphate or sodium phosphate; granulating and disintegrating agents, for example, corn starch, or alginic acid; binding agents, for example starch, gelatin or acacia; and lubricating agents, for example magnesium stearate, stearic acid or talc. The tablets may be uncoated or they may be coated by known techniques to delay disintegration and absorption in the gastrointestinal tract and thereby provide a sustained action over a longer period. For example, a time delay material such as glyceryl monostearate or glyceryl distearate may be employed.

[0153] Formulations for oral use may also be presented as hard gelatin capsules wherein the active ingredient is mixed with an inert solid diluent, for example, calcium carbonate, calcium phosphate or kaolin, or as soft gelatin capsules wherein the active ingredient is mixed with water or an oil medium, for example peanut oil, liquid paraffin or olive oil.

[0154] Aqueous suspensions contain the active materials in admixture with excipients suitable for the manufacture of aqueous suspensions. Such excipients are suspending agents, for example sodium carboxymethylcellulose, methylcellulose, hydroxypropylmethylcellulose, sodium alginate, polyvinylpyrrolidone, gum tragacanth and gum acacia; and dispersing or wetting agents, which may be a

naturally-occurring phosphatide, for example, lecithin, or condensation products of an alkylene oxide with fatty acids, for example polyoxyethylene stearate, or condensation products of ethylene oxide with long chain aliphatic alcohols, for example heptadecaethyleneoxycetanol, or condensation products of ethylene oxide with partial esters derived from fatty acids and a hexitol such as polyoxyethylene sorbitol monooleate, or condensation products of ethylene oxide with partial esters derived from fatty acids and hexitol anhydrides, for example polyethylene sorbitan monooleate. The aqueous suspensions may also contain one or more preservatives, for example ethyl, or n-propyl p-hydroxybenzoate, one or more coloring agents, one or more flavoring agents, and one or more sweetening agents, such as sucrose or saccharin.

[0155] Oily suspensions may be formulated by suspending the active ingredients in a vegetable oil, for example arachis oil, olive oil, sesame oil or coconut oil, or in a mineral oil such as liquid paraffin. The oily suspensions may contain a thickening agent, for example beeswax, hard paraffin or cetyl alcohol. Sweetening agents such as those set forth above, and flavoring agents may be added to provide palatable oral preparations. These compositions may be preserved by the addition of an anti-oxidant such as ascorbic acid.

[0156] Dispersible powders and granules suitable for preparation of an aqueous suspension by the addition of water provide the active ingredient in admixture with a dispersing or wetting agent, suspending agent and one or more preservatives. Suitable dispersing or wetting agents and suspending agents are exemplified by those already mentioned above. Additional excipients, for example sweetening, flavoring and coloring agents, may also be present.

[0157] Pharmaceutical formulations of the invention may also be in the form of oil-in-water emulsions and water-in-oil emulsions. The oily phase may be a vegetable oil, for example olive oil or arachis oil, or a mineral oil, for example liquid paraffin or mixtures of these. Suitable emulsifying agents may be naturally-occurring gums, for example gum acacia or gum tragacanth; naturally-occurring phosphatides, for example soy bean, lecithin, and esters or partial esters derived from fatty acids and hexitol; anhydrides, for example sorbitan monooleate; and condensation products of

the said partial esters with ethylene oxide, for example polyoxyethylene sorbitan monooleate. The emulsions may also contain sweetening and flavoring agents.

[0158] Syrups and elixirs may be formulated with sweetening agents, for example glycerol, propylene glycol, sorbitol or sucrose. Such formulations may also contain a demulcent, a preservative, and flavoring and coloring agents. The pharmaceutical formulations may be in the form of a sterile injectable aqueous or oleaginous suspension. This suspension may be formulated according to the known art using those suitable dispersing or wetting agents and suspending agents, which have been mentioned above. The sterile injectable preparation may also be a sterile injectable solution or suspension in a non-toxic parenterally acceptable diluent or solvent, for example as a solution in 1,3-butanediol. Among the acceptable vehicles and solvents that may be employed are water, Ringer's solution and isotonic sodium chloride solution. In addition, sterile, fixed oils are conventionally employed as a solvent or suspending medium. For this purpose any bland fixed oil may be employed including synthetic mono- or diglycerides. In addition, fatty acids such as oleic acid find use in the preparation of injectables.

[0159] The composition of the invention may also be administered in the form of suppositories, e.g., for rectal administration of the drug. These compositions can be prepared by mixing the drug with a suitable non-irritating excipient that is solid at ordinary temperatures but liquid at the rectal temperature and will therefore melt in the rectum to release the drug. Such materials are cocoa butter and polyethylene glycols.

[0160] Alternatively, the compositions can be administered parenterally in a sterile medium. The drug, depending on the vehicle and concentration used, can either be suspended or dissolved in the vehicle. Advantageously, adjuvants such as local anesthetics, preservatives and buffering agents can be dissolved in the vehicle.

[0161] For administration to non-human animals, the composition containing the therapeutic compound may be added to the animal's feed or drinking water. Also, it will be convenient to formulate animal feed and drinking water products so that the animal takes in an appropriate quantity of the compound in its diet. It will further be convenient to present the compound in a composition as a premix for addition to the

feed or drinking water. The composition can also added as a food or drink supplement for humans.

[0162] Dosage levels of the order of from about 5 mg to about 250 mg per kilogram of body weight per day and more preferably from about 25 mg to about 150 mg per kilogram of body weight per day, are useful in the treatment of the above-indicated conditions. The amount of active ingredient that may be combined with the carrier materials to produce a single dosage form will vary depending upon the condition being treated and the particular mode of administration. Dosage unit forms will generally contain between from about 1 mg to about 500 mg of an active ingredient.

[0163] Frequency of dosage may also vary depending on the compound used and the particular disease treated. However, for treatment of most disorders, a dosage regimen of 4 times daily or less is preferred. It will be understood, however, that the specific dose level for any particular patient will depend upon a variety of factors including the activity of the specific compound employed, the age, body weight, general health, sex, diet, time of administration, route of administration and rate of excretion, drug combination and the severity of the particular disease undergoing therapy.

[0164] Preferred compounds of the invention will have desirable pharmacological properties that include, but are not limited to, oral bioavailability, low toxicity, low serum protein binding and desirable in vitro and in vivo half-lives. Penetration of the blood brain barrier for compounds used to treat CNS disorders is necessary, while low brain levels of compounds used to treat peripheral disorders are often preferred.

[0165] Assays may be used to predict these desirable pharmacological properties. Assays used to predict bioavailability include transport across human intestinal cell monolayers, including Caco-2 cell monolayers. Toxicity to cultured hepatocytes may be used to predict compound toxicity. Penetration of the blood brain barrier of a compound in humans may be predicted from the brain levels of laboratory animals that receive the compound intravenously.

[0166] Serum protein binding may be predicted from albumin binding assays. Such assays are described in a review by Oravcova, et al. (*Journal of Chromatography B* (1996) volume 677, pages 1-27).

[0167] Compound half-life is inversely proportional to the frequency of dosage of a compound. In vitro half-lives of compounds may be predicted from assays of microsomal half-life as described by Kuhnz and Gieschen (Drug Metabolism and Disposition, (1998) volume 26, pages 1120-1127).

[0168] The amount of the composition required for use in treatment will vary not only with the particular compound selected but also with the route of administration, the nature of the condition being treated and the age and condition of the patient and will ultimately be at the discretion of the attendant physician or clinician.

VII. a) Topical formulations

[0169] In a preferred embodiment, the methods of the invention can be used employed through the topical application of the compounds described herein.

[0170] The compositions of the present invention comprises fluid or semi-solid vehicles that may include but are not limited to polymers, thickeners, buffers, neutralizers, chelating agents, preservatives, surfactants or emulsifiers, antioxidants, waxes or oils, emollients, sunscreens, and a solvent or mixed solvent system. The solvent or mixed solvent system is important to the formation because it is primarily responsible for dissolving the drug. The best solvent or mixed solvent systems are also capable of maintaining clinically relevant levels of the drug in solution despite the addition of a poor solvent to the formulation. The topical compositions useful in the subject invention can be made into a wide variety of product types. These include, but are not limited to, lotions, creams, gels, sticks, sprays, ointments, pastes, foams, mousses, and cleansers. These product types can comprise several types of carrier systems including, but not limited to particles, nanoparticles, and liposomes. If desired, disintegrating agents can be added, such as the cross-linked polyvinyl pyrrolidone, agar or alginic acid or a salt thereof such as sodium alginate. Techniques for formulation and administration can be found in Remington: The Science and Practice of Pharmacy, supra. The formulation can be selected to maximize delivery to a desired target site in the body.

[0171] Lotions, which are preparations that are to be applied to the skin, nail, hair, claw or hoof surface without friction, are typically liquid or semi-liquid preparations in which finely divided solid, waxy, or liquid are dispersed. Lotions will typically contain suspending agents to produce better dispersions as well as compounds useful

for localizing and holding the active agent in contact with the skin, nail, hair, claw or hoof, e.g., methylcellulose, sodium carboxymethyl-cellulose, or the like.

[0172] Creams containing the active agent for delivery according to the present invention are viscous liquid or semisolid emulsions, either oil-in-water or water-in-oil. Cream bases are water-washable, and contain an oil phase, an emulsifier and an aqueous phase. The oil phase is generally comprised of petrolatum or a fatty alcohol, such as cetyl- or stearyl alcohol; the aqueous phase usually, although not necessarily, exceeds the oil phase in volume, and generally contains a humectant. The emulsifier in a cream formulation, as explained in Remington: The Science and Practice of Pharmacy, supra, is generally a nonionic, anionic, cationic or amphoteric surfactant.

[0173] Gel formulations can also be used in connection with the present invention. As will be appreciated by those working in the field of topical drug formulation, gels are semisolid. Single-phase gels contain organic macromolecules distributed substantially uniformly throughout the carrier liquid, which is typically aqueous, but also may be a solvent or solvent blend.

[0174] Ointments, which are semisolid preparations, are typically based on petrolatum or other petroleum derivatives. As will be appreciated by the ordinarily skilled artisan, the specific ointment base to be used is one that provides for optimum delivery for the active agent chosen for a given formulation, and, preferably, provides for other desired characteristics as well, e.g., emolliency or the like. As with other carriers or vehicles, an ointment base should be inert, stable, nonirritating and non-sensitizing. As explained in Remington: The Science and Practice of Pharmacy, 19th Ed. (Easton, Pa.: Mack Publishing Co., 1995), at pages 1399-1404, ointment bases may be grouped in four classes: oleaginous bases; emulsifiable bases; emulsion bases; and water-soluble bases. Oleaginous ointment bases include, for example, vegetable oils, fats obtained from animals, and semisolid hydrocarbons obtained from petroleum. Emulsifiable ointment bases, also known as absorbent ointment bases, contain little or no water and include, for example, hydroxystearin sulfate, anhydrous lanolin and hydrophilic petrolatum. Emulsion ointment bases are either water-in-oil (W/O) emulsions or oil-in-water (O/W) emulsions, and include, for example, cetyl alcohol, glyceryl monostearate, lanolin and stearic acid. Preferred water-soluble ointment bases are prepared from polyethylene glycols of varying molecular weight;

again, reference may be had to Remington: The Science and Practice of Pharmacy, supra, for further information.

[0175] Useful formulations of the invention also encompass sprays. Sprays generally provide the active agent in an aqueous and/or alcoholic solution which can be misted onto the skin, nail, hair, claw or hoof for delivery. Such sprays include those formulated to provide for concentration of the active agent solution at the site of administration following delivery, e.g., the spray solution can be primarily composed of alcohol or other like volatile liquid in which the drug or active agent can be dissolved. Upon delivery to the skin, nail, hair, claw or hoof, the carrier evaporates, leaving concentrated active agent at the site of administration.

[0176] The topical pharmaceutical compositions may also comprise suitable solid or gel phase carriers. Examples of such carriers include but are not limited to calcium carbonate, calcium phosphate, various sugars, starches, cellulose derivatives, gelatin, and polymers such as polyethylene glycols.

[0177] The topical pharmaceutical compositions may also comprise a suitable emulsifier which refers to an agent that enhances or facilitates mixing and suspending oil-in-water or water-in-oil. The emulsifying agent used herein may consist of a single emulsifying agent or may be a nonionic, anionic, cationic or amphoteric surfactant or blend of two or more such surfactants; preferred for use herein are nonionic or anionic emulsifiers. Such surface-active agents are described in "McCutcheon's Detergent and Emulsifiers," North American Edition, 1980 Annual published by the McCutcheon Division, MC Publishing Company, 175 Rock Road, Glen Rock, N.J. 07452, USA.

[0178] Preferred for use herein are high molecular weight alcohols such as cetaryl alcohol, cetyl alcohol, stearyl alcohol, emulsifying wax, glyceryl monostearate. Other examples are ethylene glycol distearate, sorbitan tristearate, propylene glycol monostearate, sorbitan monooleate, sorbitan monostearate (SPAN 60), diethylene glycol monolaurate, sorbitan monopalmitate, sucrose dioleate, sucrose stearate (CRODESTA F-160), polyoxyethylene lauryl ether (BRIJ 30), polyoxyethylene (2) stearyl ether (BRIJ 72), polyoxyethylene (21) stearyl ether (BRIJ 721), polyoxyethylene monostearate (Myrj 45), polyoxyethylene sorbitan monostearate (TWEEN 60), polyoxyethylene sorbitan monooleate (TWEEN 80),

polyoxyethylene sorbitan monolaurate (TWEEN 20) and sodium oleate. Cholesterol and cholesterol derivatives may also be employed in externally used emulsions and promote w/o emulsions.

[0179] Especially suitable nonionic emulsifying agents are those with hydrophile-lipophile balances (HLB) of about 3 to 6 for w/o system and 8 to 18 for o/w system as determined by the method described by Paul L. Lindner in "Emulsions and Emulsion", edited by Kenneth Lissant, published by Dekker, New York, N.Y., 1974, pages 188-190. More preferred for use herein are one or more nonionic surfactants that produce a system having HLB of about 8 to about 18.

[0180] Examples of such nonionic emulsifiers include but are not limited to "BRIJ 72", the trade name for a polyoxyethylene (2) stearyl ether having an HLB of 4.9; "BRIJ 721", the trade name for a polyoxyethylene (21) stearyl ether having an HLB of 15.5, "Brij 30", the trade name for polyoxyethylene lauryl ether having an HLB of 9.7; "Polawax", the trade name for emulsifying wax having an HLB of 8.0; "Span 60", the trade name for sorbitan monostearate having an HLB of 4.7; "Crodesta F-160", the trade name for sucrose stearate" having an HLB of 14.5. All of these materials are available from Ruger Chemicals Inc.; Croda; ICI Americas, Inc.; Spectrum Chemicals; and BASF. When the topical formulations of the present invention contain at least one emulsifying agent, each emulsifying agent is present in amount from about 0.5 to about 2.5 wt%, preferably 0.5 to 2.0%, more preferably 1.0% or 1.8%. Preferably the emulsifying agent comprises a mixture of steareth 21 (at about 1.8 %) and steareth 2 (at about 1.0%).

[0181] The topical pharmaceutical compositions may also comprise suitable emollients. Emollients are materials used for the prevention or relief of dryness, as well as for the protection of the skin, nail, hair, claw or hoof. Useful emollients include, but are not limited to, cetyl alcohol, isopropyl myristate, stearyl alcohol, and the like. A wide variety of suitable emollients are known and can be used herein. See e.g., Sagarin, *Cosmetics, Science and Technology*, 2nd Edition, Vol. 1, pp. 32-43 (1972), and U.S. Pat. No. 4,919,934, to Deckner et al., issued Apr. 24, 1990, both of which are incorporated herein by reference in their entirety. These materials are available from Ruger Chemical Co, (Irvington, NJ).

[0182] When the topical formulations of the present invention contain at least one emollient, each emollient is present in an amount from about 0.1 to 15%, preferably 0.1 to about 3.0, more preferably 0.5, 1.0, or 2.5 wt%. Preferably the emollient is a mixture of cetyl alcohol, isopropyl myristate and stearyl alcohol in a 1/5/2 ratio. The emollient may also be a mixture of cetyl alcohol and stearyl alcohol in a 1 /2 ratio.

[0183] The topical pharmaceutical compositions may also comprise suitable antioxidants, substances known to inhibit oxidation. Antioxidants suitable for use in accordance with the present invention include, but are not limited to, butylated hydroxytoluene, ascorbic acid, sodium ascorbate, calcium ascorbate, ascorbic palmitate, butylated hydroxyanisole, 2,4,5-trihydroxybutyrophenone, 4-hydroxymethyl-2,6-di-*tert*-butylphenol, erythorbic acid, gum guaiac, propyl gallate, thiodipropionic acid, dilauryl thiodipropionate, *tert*-butylhydroquinone and tocopherols such as vitamin E, and the like, including pharmaceutically acceptable salts and esters of these compounds. Preferably, the antioxidant is butylated hydroxytoluene, butylated hydroxyanisole, propyl gallate, ascorbic acid, pharmaceutically acceptable salts or esters thereof, or mixtures thereof. Most preferably, the antioxidant is butylated hydroxytoluene. These materials are available from Ruger Chemical Co, (Irvington, NJ).

[0184] When the topical formulations of the present invention contain at least one antioxidant, the total amount of antioxidant present is from about 0.001 to 0.5 wt%, preferably 0.05 to about 0.5 wt%, more preferably 0.1%.

[0185] The topical pharmaceutical compositions may also comprise suitable preservatives. Preservatives are compounds added to a pharmaceutical formulation to act as an anti-microbial agent. Among preservatives known in the art as being effective and acceptable in parenteral formulations are benzalkonium chloride, benzethonium, chlorhexidine, phenol, *m*-cresol, benzyl alcohol, methylparaben, propylparaben, chlorobutanol, *o*-cresol, *p*-cresol, chlorocresol, phenylmercuric nitrate, thimerosal, benzoic acid, and various mixtures thereof. See, e.g., Wallhausser, K.-H., *Develop. Biol. Standard*, 24:9-28 (1974) (S. Krager, Basel). Preferably, the preservative is selected from methylparaben, propylparaben and mixtures thereof. These materials are available from Inolex Chemical Co (Philadelphia, PA) or Spectrum Chemicals.

[0186] When the topical formulations of the present invention contain at least one preservative, the total amount of preservative present is from about 0.01 to about 0.5 wt%, preferably from about 0.1 to 0.5%, more preferably from about 0.03 to about 0.15. Preferably the preservative is a mixture of methylparaben and propylparaben in a 5/1 ratio. When alcohol is used as a preservative, the amount is usually 15 to 20%.

[0187] The topical pharmaceutical compositions may also comprise suitable chelating agents to form complexes with metal cations that do not cross a lipid bilayer. Examples of suitable chelating agents include ethylene diamine tetraacetic acid (EDTA), ethylene glycol-bis(beta-aminoethyl ether)-N,N,N',N'-tetraacetic acid (EGTA) and 8-Amino-2-[(2-amino-5-methylphenoxy)methyl]-6-methoxyquinoline-N,N,N',N'-tetraacetic acid, tetrapotassium salt (QUIN-2). Preferably the chelating agents are EDTA and citric acid. These materials are available from Spectrum Chemicals.

[0188] When the topical formulations of the present invention contain at least one chelating agent, the total amount of chelating agent present is from about 0.005% to 2.0% by weight, preferably from about 0.05% to about 0.5 wt%, more preferably about 0.1% by weight.

[0189] The topical pharmaceutical compositions may also comprise suitable neutralizing agents used to adjust the pH of the formulation to within a pharmaceutically acceptable range. Examples of neutralizing agents include but are not limited to trolamine, tromethamine, sodium hydroxide, hydrochloric acid, citric acid, and acetic acid. Such materials are available from are available from Spectrum Chemicals (Gardena, CA).

[0190] When the topical formulations of the present invention contain at least one neutralizing agent, the total amount of neutralizing agent present is from about 0.1 wt to about 10 wt %, preferably 0.1 wt % to about 5.0 wt%, and more preferably about 1.0 wt %. The neutralizing agent is generally added in whatever amount is required to bring the formulation to the desired pH.

[0191] The topical pharmaceutical compositions may also comprise suitable viscosity increasing agents. These components are diffusible compounds capable of increasing the viscosity of a polymer-containing solution through the interaction of the agent with the polymer. CARBOPOL ULTREZ 10 may be used as a viscosity-

increasing agent. These materials are available from Noveon Chemicals, Cleveland, OH.

[0192] When the topical formulations of the present invention contain at least one viscosity increasing agent, the total amount of viscosity increasing agent present is from about 0.25% to about 5.0% by weight, preferably from about 0.25% to about 1.0 wt%, and more preferably from about 0.4% to about 0.6% by weight.

[0193] The topical pharmaceutical compositions may also comprise suitable nail penetration enhancers. Examples of nail penetration enhancers include mercaptan compounds, sulfites and bisulfites, keratolytic agents and surfactants. Nail penetration enhancers suitable for use in the invention are described in greater detail in Malhotra *et al.*, *J. Pharm. Sci.*, **91**:2, 312-323 (2002), which is incorporated herein by reference in its entirety.

[0194] The topical pharmaceutical compositions may also comprise one or more suitable solvents. The ability of any solid substance (solute) to dissolve in any liquid substance (solvent) is dependent upon the physical properties of the solute and the solvent. When solutes and solvents have similar physical properties the solubility of the solute in the solvent will be the greatest. This gives rise to the traditional understanding that "like dissolves like." Solvents can be characterized in one extreme as non-polar, lipophilic oils, while in the other extreme as polar hydrophilic solvents. Oily solvents dissolve other non-polar substances by Van der Waals interactions while water and other hydrophilic solvents dissolve polar substances by ionic, dipole, or hydrogen bonding interactions. All solvents can be listed along a continuum from the least polar, i.e. hydrocarbons such as decane, to the most polar solvent being water. A solute will have its greatest solubility in solvents having equivalent polarity. Thus, for drugs having minimal solubility in water, less polar solvents will provide improved solubility with the solvent having polarity nearly equivalent to the solute providing maximum solubility. Most drugs have intermediate polarity, and thus experience maximum solubility in solvents such as propylene glycol or ethanol, which are significantly less polar than water. If the drug has greater solubility in propylene glycol (for example 8% (w/w)) than in water (for example 0.1 % (w/w)), then addition of water to propylene glycol should decrease the maximum amount of drug solubility for the solvent mixture compared with pure propylene glycol. Addition of a poor

solvent to an excellent solvent will decrease the maximum solubility for the blend compared with the maximum solubility in the excellent solvent.

[0195] When compounds are incorporated into topical formulations the concentration of active ingredient in the formulation may be limited by the solubility of the active ingredient in the chosen solvent and/or carrier. Non-lipophilic drugs typically display very low solubility in pharmaceutically acceptable solvents and/or carriers. For example, the solubility of some compounds in the invention in water is less than 0.00025% wt/wt. The solubility of the same compounds in the invention can be less than about 2% wt/wt in either propylene glycol or isopropyl myristate. In one embodiment of the present invention, diethylene glycol monoethyl ether (DGME) is the solvent used to dissolve the compounds of Formula (I) of Formula (II). The compounds in the invention useful in the present formulation are believed to have a solubility of from about 10% wt/wt to about 25% wt/wt in DGME. In another embodiment a DGME water cosolvent system is used to dissolve the compounds of Formula (I) of Formula (II). The solvent capacity of DGME drops when water is added; however, the DGME/water cosolvent system can be designed to maintain the desired concentration of from about 0.1 % to about 5% wt/wt active ingredient. Preferably the active ingredient is present from about 0.5 % to about 3% wt/wt, and more preferably at about 1% wt/wt, in the as-applied topical formulations. Because DGME is less volatile than water, as the topical formulation evaporates upon application, the active agent becomes more soluble in the cream formulation. This increased solubility reduces the likelihood of reduced bioavailability caused by the drug precipitating on the surface of the skin, nail, hair, claw or hoof.

[0196] Liquid forms, such as lotions suitable for topical administration or suitable for cosmetic application, may include a suitable aqueous or nonaqueous vehicle with buffers, suspending and dispensing agents, thickeners, penetration enhancers, and the like. Solid forms such as creams or pastes or the like may include, for example, any of the following ingredients, water, oil, alcohol or grease as a substrate with surfactant, polymers such as polyethylene glycol, thickeners, solids and the like. Liquid or solid formulations may include enhanced delivery technologies such as liposomes, microsomes, microsponges and the like.

[0197] Additionally, the compounds can be delivered using a sustained-release system, such as semipermeable matrices of solid hydrophobic polymers containing the therapeutic agent. Various sustained-release materials have been established and are well known by those skilled in the art.

[0198] Topical treatment regimens according to the practice of this invention comprise applying the composition directly to the skin, nail, hair, claw or hoof at the application site, from one to several times daily.

[0199] Formulations of the present invention can be used to treat, ameliorate or prevent conditions or symptoms associated with bacterial infections, acne, inflammation and the like.

[0200] In an exemplary embodiment, the pharmaceutical formulation includes a simple solution. In an exemplary embodiment, the simple solution includes an alcohol. In an exemplary embodiment, the simple solution includes alcohol and water. In an exemplary embodiment, the alcohol is ethanol, ethylene glycol, propanol, polypropylene glycol, isopropanol or butanol. In another exemplary embodiment, the simple solution is a member selected from about 10% polypropylene glycol and about 90% ethanol; about 20% polypropylene glycol and about 80% ethanol; about 30% polypropylene glycol and about 70% ethanol; about 40% polypropylene glycol and about 60% ethanol; about 50% polypropylene glycol and about 50% ethanol; about 60% polypropylene glycol and about 40% ethanol; about 70% polypropylene glycol and about 30% ethanol; about 80% polypropylene glycol and about 20% ethanol; about 90% polypropylene glycol and about 10% ethanol.

[0201] In an exemplary embodiment, the pharmaceutical formulation is a lacquer. Please see Remington's, supra, for more information on the production of lacquers.

[0202] In an exemplary embodiment, the compound is present in said pharmaceutical formulation in a concentration of from about 0.5% to about 15%. In an exemplary embodiment, the compound is present in said pharmaceutical formulation in a concentration of from about 0.1% to about 12.5%. In an exemplary embodiment, the compound is present in said pharmaceutical formulation in a concentration of from about 1% to about 10%. In an exemplary embodiment, the compound is present in said pharmaceutical formulation in a concentration of from about 1% to about 5%. In an exemplary embodiment, the compound is present in said

pharmaceutical formulation in a concentration of from about 2% to about 8%. In an exemplary embodiment, the compound is present in said pharmaceutical formulation in a concentration of from about 4% to about 9%.

VII. b) Additional Active Agents

[0203] The following are examples of the cosmetic and pharmaceutical agents that can be added to the topical pharmaceutical formulations of the present invention. The following agents are known compounds and are readily available commercially.

[0204] Anti-inflammatory agents include, but are not limited to, bisabolol, mentholatum, dapsone, aloe, hydrocortisone, and the like.

[0205] Vitamins include, but are not limited to, Vitamin B, Vitamin E, Vitamin A, Vitamin D, and the like and vitamin derivatives such as tazarotene, calcipotriene, tretinoin, adapalene and the like.

[0206] Anti-aging agents include, but are not limited to, niacinamide, retinol and retinoid derivatives, AHA, Ascorbic acid, lipoic acid, coenzyme Q 10, beta hydroxy acids, salicylic acid, copper binding peptides, dimethylaminoethyl (DAEA), and the like.

[0207] Sunscreens and or sunburn relief agents include, but are not limited to, PABA, jojoba, aloe, padimate-O, methoxycinnamates, proxamine HCl, lidocaine and the like. Sunless tanning agents include, but are not limited to, dihydroxyacetone (DHA).

[0208] Psoriasis-treating agents and/or acne-treating agents include, but are not limited to, salicylic acid, benzoyl peroxide, coal tar, selenium sulfide, zinc oxide, pyrithione (zinc and/or sodium), tazarotene, calcipotriene, tretinoin, adapalene and the like.

[0209] Agents that are effective to control or modify keratinization, including without limitation: tretinoin, tazarotene, and adapalene.

[0210] The compositions comprising an compound/active agent of Formula (I) of Formula (II), and optionally at least one of these additional agents, are to be administered topically. In a primary application, this leads to the compounds of the invention and any other active agent working upon and treating the skin, nail, hair,

claw or hoof. Alternatively, any one of the topically applied active agents may also be delivered systemically by transdermal routes.

[0211] In such compositions an additional cosmetically or pharmaceutically effective agent, such as an anti-inflammatory agent, vitamin, anti-aging agent, sunscreen, and/or acne-treating agent, for example, is usually a minor component (from about 0.001 % to about 20% by weight or preferably from about 0.01 % to about 10% by weight) with the remainder being various vehicles or carriers and processing aids helpful for forming the desired dosing form.

VII. c) Testing

[0212] Preferred compounds for use in the present topical formulations will have certain pharmacological properties. Such properties include, but are not limited to, low toxicity, low serum protein binding and desirable *in vitro* and *in vivo* half-lives. Assays may be used to predict these desirable pharmacological properties. Assays used to predict bioavailability include transport across human intestinal cell monolayers, including Caco-2 cell monolayers. Serum protein binding may be predicted from albumin binding assays. Such assays are described in a review by Oravcova et al. (1996, *J. Chromat. B*677: 1-27). Compound half-life is inversely proportional to the frequency of dosage of a compound. *In vitro* half-lives of compounds may be predicted from assays of microsomal half-life as described by Kuhnz and Gleschen (*Drug Metabolism and Disposition*, (1998) volume 26, pages 1120-1127).

[0213] Toxicity and therapeutic efficacy of such compounds can be determined by standard pharmaceutical procedures in cell cultures or experimental animals, *e.g.*, for determining the LD₅₀ (the dose lethal to 50% of the population) and the ED₅₀ (the dose therapeutically effective in 50% of the population). The dose ratio between toxic and therapeutic effects is the therapeutic index and it can be expressed as the ratio between LD₅₀ and ED₅₀. Compounds that exhibit high therapeutic indices are preferred. The data obtained from these cell culture assays and animal studies can be used in formulating a range of dosage for use in humans. The dosage of such compounds lies preferably within a range of circulating concentrations that include the ED₅₀ with little or no toxicity. The dosage can vary within this range depending upon the dosage form employed and the route of administration utilized. The exact

formulation, route of administration and dosage can be chosen by the individual physician in view of the patient's condition. (See, e.g. Fingl *et al.*, 1975, in "The Pharmacological Basis of Therapeutics", Ch. 1, p. 1).

VII. d) Administration

[0214] For any compound used in the method of the invention, the therapeutically effective dose can be estimated initially from cell culture assays, as disclosed herein. For example, a dose can be formulated in animal models to achieve a circulating concentration range that includes the EC₅₀ (effective dose for 50% increase) as determined in cell culture, *i.e.*, the concentration of the test compound which achieves a half-maximal inhibition of bacterial cell growth. Such information can be used to more accurately determine useful doses in humans.

[0215] In general, the compounds prepared by the methods, and from the intermediates, described herein will be administered in a therapeutically or cosmetically effective amount by any of the accepted modes of administration for agents that serve similar utilities. It will be understood, however, that the specific dose level for any particular patient will depend upon a variety of factors including the activity of the specific compound employed, the age, body weight, general health, sex, diet, time of administration, route of administration, and rate of excretion, drug combination, the severity of the particular disease undergoing therapy and the judgment of the prescribing physician. The drug can be administered from once or twice a day, or up to 3 or 4 times a day.

[0216] Dosage amount and interval can be adjusted individually to provide plasma levels of the active moiety that are sufficient to maintain bacterial cell growth inhibitory effects. Usual patient dosages for systemic administration range from 0.1 to 1000 mg/day, preferably, 1-500 mg/day, more preferably 10 - 200 mg/day, even more preferably 100 - 200 mg/day. Stated in terms of patient body surface areas, usual dosages range from 50-91 mg/m²/day.

[0217] The amount of the compound in a formulation can vary within the full range employed by those skilled in the art. Typically, the formulation will contain, on a weight percent (wt%) basis, from about 0.01-10 wt% of the drug based on the total formulation, with the balance being one or more suitable pharmaceutical excipients.

Preferably, the compound is present at a level of about 0.1-3.0 wt%, more preferably, about 1.0 wt%.

[0218] The invention is further illustrated by the Examples that follow. The Examples are not intended to define or limit the scope of the invention.

EXAMPLES

[0219] Proton NMR are recorded on Varian AS 300 spectrometer and chemical shifts are reported as δ (ppm) down field from tetramethylsilane. Mass spectra are determined on Micromass Quattro II.

EXAMPLE 1

Preparation of 3 from 1

1.1 Reduction of Carboxylic Acid

[0220] To a solution of 1 (23.3 mmol) in anhydrous THF (70 mL) under nitrogen was added dropwise a BH_3 THF solution (1.0 M, 55 mL, 55 mmol) at 0°C and the reaction mixture was stirred overnight at room temperature. Then the mixture was cooled again with ice bath and MeOH (20 mL) was added dropwise to decompose excess BH_3 . The resulting mixture was stirred until no bubble was released and then 10% NaOH (10 mL) was added. The mixture was concentrated and the residue was mixed with water (200 mL) and extracted with EtOAc. The residue from rotary evaporation was purified by flash column chromatography over silica gel to give 20.7 mmol of 3.

1.2 Results

[0221] Exemplary compounds of structure 3 prepared by the method above are provided below.

1.2.a 2-Bromo-5-chlorobenzyl Alcohol

[0222] ^1H NMR (300 MHz, DMSO- d_6): δ 7.57 (d, $J = 8.7$ Hz, 1H), 7.50-7.49 (m, 1H), 7.28-7.24 (m, 1H), 5.59 (t, $J = 6.0$ Hz, 1H) and 4.46 (d, $J = 6.0$ Hz, 2H) ppm.

1.2.b 2-Bromo-5-methoxybenzyl Alcohol

[0223] ^1H NMR (300 MHz, DMSO- d_6): δ 7.42 (d, $J = 8.7$ Hz, 1H), 7.09 (d, $J = 2.4$ Hz, 1H), 6.77 (dd, $J_1 = 3$ Hz, $J_2 = 3$ Hz, 1H), 5.43 (t, $J = 5.7$ Hz, 1H), 4.44 (d, $J = 5.1$ Hz, 2H), 3.76 (s, 3H).

EXAMPLE 2

Preparation of 3 from 2

2.1. Reduction of Aldehyde

[0224] To a solution of 2 (Z = H, 10.7 mmol) in methanol (30 mL) was added sodium borohydride (5.40 mol), and the mixture was stirred at room temperature for 1 h. Water was added, and the mixture was extracted with ethyl acetate. The organic layer was washed with brine and dried on anhydrous sodium sulfate. The solvent was removed under reduced pressure to afford 9.9 mmol of 3.

2.2 Results

[0225] Exemplary compounds of structure 3 prepared by the method above are provided below.

2.2.a 2-Bromo-5-(4-cyanophenoxy)benzyl Alcohol

[0226] ¹H-NMR (300 MHz, CDCl₃) δ (ppm) 2.00 (br s, 1H), 4.75 (s, 2H), 6.88 (dd, *J* = 8.5, 2.9 Hz, 1H), 7.02 (d, *J* = 8.8 Hz, 1H), 7.26 (d, *J* = 2.6 Hz, 1H), 7.56 (d, *J* = 8.5 Hz, 1H), 7.62 (d, *J* = 8.8 Hz, 2H).

2.2.b 2-Bromo-4-(4-cyanophenoxy)benzyl Alcohol

[0227] ¹H NMR (300 MHz, DMSO-d₆): δ 7.83 (d, 2H), 7.58 (d, 1H), 7.39 (d, 1H), 7.18 (dd, 1H), 7.11 (d, 2H), 5.48 (t, 1H) and 4.50 (d, 2H) ppm.

2.2.c 5-(4-Cyanophenoxy)-1-Indanol

[0228] M.p.50-53°C. MS (ESI+): *m/z* = 252 (M+1). HPLC: 99.7% purity at 254 nm and 99.0% at 220 nm. ¹H NMR (300 MHz, DMSO-d₆): δ 7.80 (d, 2H), 7.37 (d, 1H), 7.04 (d, 2H), 6.98-6.93 (m, 2H), 5.27 (d, 1H), 5.03 (q, 1H), 2.95-2.85 (m, 1H), 2.75-2.64 (m, 1H), 2.39-2.29 (m, 1H) and 1.85-1.74 (m, 1H) ppm.

2.2.d 2-Bromo-5-(tert-butyldimethylsiloxy)benzyl Alcohol

[0229] ¹H-NMR (300 MHz, CDCl₃) δ (ppm) 0.20 (s, 6H), 0.98 (s, 9H), 4.67 (br s, 1H), 6.65 (dd, *J* = 8.2, 2.6 Hz, 1H), 6.98 (d, *J* = 2.9 Hz, 1H), 7.36 (d, *J* = 8.8 Hz, 1H).

[0230] Additional examples of compounds which can be produced by this method include 2-bromo-4-(3-cyanophenoxy)benzyl alcohol; 2-bromo-4-(4-chlorophenoxy)benzyl alcohol; 2-bromo-4-phenoxybenzyl alcohol; 2-bromo-5-(3,4-

dicyanophenoxy)benzyl alcohol; 2-(2-bromo-5-fluorophenyl)ethyl alcohol; 2-bromo-5-fluorobenzyl alcohol; and 1-bromo-2-naphthalenemethanol.

EXAMPLE 3

Preparation of 4 from 3

3.1 Protective Alkylation

[0231] Compound 3 (20.7 mmol) was dissolved in CH₂Cl₂ (150 mL) and cooled to 0°C with ice bath. To this solution under nitrogen were added in sequence N,N-diisopropyl ethyl amine (5.4 mL, 31.02 mmol, 1.5 eq) and chloromethyl methyl ether (2 mL, 25.85 mmol, 1.25 eq). The reaction mixture was stirred overnight at room temperature and washed with NaHCO₃-saturated water and then NaCl-saturated water. The residue after rotary evaporation was purified by flash column chromatography over silica gel to give 17.6 mmol of 4.

3.2 Results

[0232] Exemplary compounds of structure 4 prepared by the method above are provided below.

3.2.a 2-Bromo-5-chloro-1-(methoxymethoxymethyl)benzene

[0233] ¹H NMR (300 MHz, DMSO-d₆): δ 7.63 (d, *J* = 8.7 Hz, 1H), 7.50 (dd, *J* = 2.4 & 0.6 Hz, 1H), 7.32 (dd, *J* = 8.4 & 2.4 Hz, 1H), 4.71 (s, 2H), 4.53 (s, 2H) and 3.30 (s, 3H) ppm.

3.2.b 2-Bromo-5-fluoro-1-[1-(methoxymethoxy)ethyl]benzene

[0234] ¹H-NMR (300.058 MHz, CDCl₃) δ ppm 1.43 (d, *J* = 6.5 Hz, 3H), 3.38 (s, 3H), 4.55 (d, *J* = 6.5 Hz, 1H), 4.63 (d, *J* = 6.5 Hz, 1H), 5.07 (q, *J* = 6.5 Hz, 1H), 6.85 (m, 1H), 7.25 (dd, *J* = 9.7, 2.6 Hz, 1H), 7.46 (dd, *J* = 8.8, 5.3 Hz, 1H).

3.2.c 2-Bromo-5-fluoro-1-[2-(methoxymethoxy)ethyl]benzene

[0235] ¹H-NMR (300.058 MHz, CDCl₃) δ ppm 3.04 (t, *J* = 6.7 Hz, 2H), 3.31 (s, 3H), 3.77 (t, *J* = 6.7 Hz, 2H), 4.62 (s, 2H), 6.82 (td, *J* = 8.2, 3.2 Hz, 1H), 7.04 (dd, *J* = 9.4, 2.9 Hz, 1H), 7.48 (dd, *J* = 8.8, 5.3 Hz, 1H).

3.2.d 2-Bromo-4,5-difluoro-1-(methoxymethoxymethyl)benzene

[0236] ¹H-NMR (300.058 MHz, CDCl₃) δ ppm 3.42 (s, 3H), 4.57 (d, *J* = 1.2 Hz, 2H), 4.76 (s, 2H), 7.3-7.5 (m, 2H).

3.2.e 2-Bromo-5-cyano-1-(methoxymethoxymethyl)benzene

[0237] $^1\text{H-NMR}$ (300.058 MHz, CDCl_3) δ ppm 3.43 (s, 3H), 4.65 (s, 2H), 4.80 (s, 2H), 7.43 (dd, $J = 8.2, 4.1$ Hz, 1H), 7.66 (d, $J = 8.2$ Hz, 1H), 7.82 (d, $J = 4.1$ Hz, 1H).

3.2.f 2-Bromo-5-methoxy-1-(methoxymethoxymethyl)benzene

[0238] $^1\text{H NMR}$ (300 MHz, DMSO-d_6): δ 7.48 (dd, $J_1 = 1.2$ Hz, $J_2 = 1.2$ Hz, 1H), 7.05 (d, $J = 2.7$ Hz, 1H), 6.83 (dd, $J_1 = 3$ Hz, $J_2 = 3$ Hz, 1H), 4.69 (d, $J = 1.2$ Hz, 2H), 4.5 (s, 2H), 3.74 (d, $J = 1.5$ Hz, 3H), 3.32 (d, $J = 2.1$ Hz, 3H) ppm.

3.2.g 1-Benzyl-1-(2-bromophenyl)-1-(methoxymethoxy)ethane

[0239] $^1\text{H NMR}$ (300 MHz, DMSO-d_6): δ 7.70-7.67 (m, 1H), 7.25-7.09 (m, 6H), 6.96-6.93 (m, 2H), 4.61 (d, 1H), 4.48 (d, 1H), 3.36-3.26 (m, 2H), 3.22 (s, 3H) and 1.63 (s, 3H) ppm.

3.2.h 2-Bromo-6-fluoro-1-(methoxymethoxymethyl)benzene

[0240] $^1\text{H-NMR}$ (300 MHz, CDCl_3) δ (ppm) 3.43 (s, 3H), 4.74 (s, 2H), 4.76 (d, $J = 2.1$ Hz, 2H), 7.05 (t, $J = 9.1$ Hz, 1H), 7.18 (td, $J = 8.2, 5.9$ Hz, 1H), 7.40 (d, $J = 8.2$ Hz, 1H).

3.2.i 2-Bromo-4-(4-cyanophenoxy)-1-(methoxymethoxymethyl)benzene

[0241] $^1\text{H NMR}$ (300 MHz, DMSO-d_6): δ 7.84 (d, 2H), 7.56 (d, 1H), 7.44 (d, 1H), 7.19-7.12 (m, 3H), 4.69 (s, 2H), 4.56 (s, 2H) and 3.31 (s, 3H) ppm.

3.2.j 2-Bromo-5-(tert-butyl dimethylsiloxy)-1-(methoxymethoxymethyl)benzene

[0242] $^1\text{H-NMR}$ (300 MHz, CDCl_3) δ (ppm) 0.19 (s, 6H), 0.98 (s, 9H), 3.43 (s, 3H), 4.59 (s, 2H), 4.75 (s, 2H), 6.64 (dd, $J = 8.5, 2.9$ Hz, 1H), 6.98 (d, $J = 2.9$ Hz, 1H), 7.36 (d, $J = 8.5$ Hz, 1H).

3.2.k 2-Bromo-5-(2-cyanophenoxy)-1-(methoxymethoxymethyl)benzene

[0243] $^1\text{H-NMR}$ (300 MHz, CDCl_3) δ (ppm) 3.41 (s, 3H), 4.64 (s, 2H), 4.76 (s, 2H), 6.8-6.9 (m, 2H), 7.16 (td, $J = 7.6, 0.9$ Hz, 1H), 7.28 (d, $J = 2.9$ Hz, 1H), 7.49 (ddd, $J = 8.8, 7.6, 1.8$ Hz, 1H), 7.56 (d, $J = 8.5$ Hz, 1H), 7.67 (dd, $J = 7.9, 1.8$ Hz, 1H).

3.2.1 2-Bromo-5-phenoxy-1-(methoxymethoxymethyl)benzene

[0244] $^1\text{H-NMR}$ (300 MHz, CDCl_3) δ (ppm) 3.40 (s, 3H), 4.62 (s, 2H), 4.74 (s, 2H), 6.80 (dd, $J = 8.8, 2.9$ hz, 1H), 7.01 (d, $J = 8.5$ Hz, 2H), 7.12 (t, $J = 7.9$ Hz, 1H), 7.19 (d, $J = 2.9$ hz, 1H), 7.35 (t, $J = 7.6$ Hz, 2H), 7.48 (d, $J = 8.5$ Hz, 1H).

[0245] Additional examples of compounds which can be produced by this method include 2-bromo-1-(methoxymethoxymethyl)benzene; 2-bromo-5-methyl-1-(methoxymethoxymethyl)benzene; 2-bromo-5-(methoxymethoxymethyl)-1-(methoxymethoxymethyl)benzene; 2-bromo-5-fluoro-1-(methoxymethoxymethyl)benzene; 1-bromo-2-(methoxymethoxymethyl)naphthalene; 2-bromo-4-fluoro-1-(methoxymethoxymethyl)benzene; 2-phenyl-1-(2-bromophenyl)-1-(methoxymethoxy)ethane; 2-bromo-5-(4-cyanophenoxy)-1-(methoxymethoxymethyl)benzene; 2-bromo-4-(3-cyanophenoxy)-1-(methoxymethoxymethyl)benzene; 2-bromo-4-(4-chlorophenoxy)-1-(methoxymethoxymethyl)benzene; 2-bromo-4-phenoxy-1-(methoxymethoxymethyl)benzene; 2-bromo-5-(3,4-dicyanophenoxy)-1-(methoxymethoxymethyl)benzene.

EXAMPLE 4

Preparation of I from 4 via 5

4.1 Metallation and boronylation

[0246] To a solution of **4** (17.3 mmol) in anhydrous THF (80 mL) at -78°C under nitrogen was added dropwise *tert*-BuLi or *n*-BuLi (11.7 mL) and the solution became brown colored. Then, $\text{B}(\text{OMe})_3$ (1.93 mL, 17.3 mmol) was injected in one portion and the cooling bath was removed. The mixture was warmed gradually with stirring for 30 min and then stirred with a water bath for 2 h. After addition of 6N HCl (6 mL), the mixture was stirred overnight at room temperature and about 50% hydrolysis has happened as shown by TLC analysis. The solution was rotary evaporated and the residue was dissolved in MeOH (50 mL) and 6N HCl (4 mL). The solution was refluxed for 1 h and the hydrolysis was completed as indicated by TLC analysis. Rotary evaporation gave a residue which was dissolved in EtOAc, washed with water, dried and then evaporated. The crude product was purified by flash column chromatography over silica gel to provide a solid with 80% purity. The solid was further purified by washing with hexane to afford 7.2 mmol of **I**.

4.2 Results

[0247] Analytical data for exemplary compounds of structure I are provided below.

4.2.a 5-Chloro-1,3-dihydro-1-hydroxy-2,1-benzoxaborole (C1)

[0248] M.p. 142-150°C. MS (ESI): $m/z = 169$ (M+1, positive) and 167 (M-1, negative). HPLC (220 nm): 99% purity. $^1\text{H NMR}$ (300 MHz, DMSO- d_6): δ 9.30 (s, 1H), 7.71 (d, $J = 7.8$ Hz, 1H), 7.49 (s, 1H), 7.38 (d, $J = 7.8$ Hz, 1H) and 4.96 (s, 2H) ppm.

4.2.b 1,3-Dihydro-1-hydroxy-2,1-benzoxaborole (C2)

[0249] M.p. 83-86°C. MS (ESI): $m/z = 135$ (M+1, positive) and 133 (M-1, negative). HPLC (220 nm): 95.4% purity. $^1\text{H NMR}$ (300 MHz, DMSO- d_6): δ 9.14 (s, 1H), 7.71 (d, $J = 7.2$ Hz, 1H), 7.45 (t, $J = 7.5$ Hz, 1H), 7.38 (d, $J = 7.5$ Hz, 1H), 7.32 (t, $J = 7.1$ Hz, 1H) and 4.97 (s, 2H) ppm.

4.2.c 5-Fluoro-1,3-dihydro-1-hydroxy-3-methyl-2,1-benzoxaborole (C3)

[0250] $^1\text{H-NMR}$ (300 MHz, DMSO- d_6) δ ppm 1.37 (d, $J = 6.4$ Hz, 3H), 5.17 (q, $J = 6.4$ Hz, 1H), 7.14 (m, 1H), 7.25 (dd, $J = 9.7, 2.3$ Hz, 1H), 7.70 (dd, $J = 8.2, 5.9$ Hz, 1H), 9.14 (s, 1H).

4.2.d 6-Fluoro-1-hydroxy-1,2,3,4-tetrahydro-2,1-benzoxaborine (C4)

[0251] $^1\text{H-NMR}$ (300 MHz, DMSO- d_6) δ ppm 2.86 (t, $J = 5.9$ Hz, 2H), 4.04 (t, $J = 5.9$ Hz, 2H), 7.0-7.1 (m, 2H), 7.69 (dd, $J = 8.2, 7.2$ Hz, 1H), 8.47 (s, 1H).

4.2.e 5,6-Difluoro-1,3-dihydro-1-hydroxy-2,1-benzoxaborole (C5)

[0252] $^1\text{H-NMR}$ (300 MHz, DMSO- d_6) δ ppm 4.94 (s, 2H), 7.50 (dd, $J = 10.7, 6.8$ Hz, 1H), 7.62 (dd, $J = 9.7, 8.2$ Hz, 1H), 9.34 (s, 1H).

4.2.f 5-Cyano-1,3-dihydro-1-hydroxy-2,1-benzoxaborole (C6)

[0253] $^1\text{H-NMR}$ (300 MHz, DMSO- d_6) δ ppm 5.03 (s, 2H), 7.76 (d, $J = 8.2$ Hz, 1H), 7.89 (d, $J = 8.2$ Hz, 1H), 7.90 (s, 1H), 9.53 (s, 1H).

4.2.g 1,3-Dihydro-1-hydroxy-5-methoxy-2,1-benzoxaborole (C7)

[0254] M.p. 102-104°C. MS ESI: $m/z = 165.3$ (M+1) and 162.9 (M-1). $^1\text{H NMR}$ (300 MHz, DMSO- d_6): δ 8.95 (s, 1H), 7.60 (d, $J = 8.1$ Hz, 1H), 6.94 (s, 1H), 6.88 (d, $J = 8.1$ Hz, 1H), 4.91 (s, 2H), 3.77 (s, 3H) ppm.

4.2.h 1,3-Dihydro-1-hydroxy-5-methyl-2,1-benzoxaborole (C8)

[0255] M.p. 124-128°C. MS ESI: $m/z = 148.9$ (M+1) and 146.9 (M-1). $^1\text{H NMR}$ (300 MHz, DMSO- d_6): δ 9.05 (s, 1H), 7.58 (d, $J = 7.2$ Hz, 1H), 7.18 (s, 1H), 7.13 (d, $J = 7.2$ Hz, 2H), 4.91 (s, 2H), 2.33 (s, 3H) ppm.

4.2.i 1,3-Dihydro-1-hydroxy-5-hydroxymethyl-2,1-benzoxaborole (C9)

[0256] MS: $m/z = 163$ (M-1, ESI-). $^1\text{H NMR}$ (300 MHz, DMSO- d_6): δ 9.08 (s, 1H), 7.64 (d, 1H), 7.33 (s, 1H), 7.27 (d, 1H), 5.23 (t, 1H), 4.96 (s, 2H), 4.53 (d, 2H) ppm.

4.2.j 1,3-Dihydro-5-fluoro-1-hydroxy-2,1-benzoxaborole (C10)

[0257] M.p. 110-114°C. MS ESI: $m/z = 150.9$ (M-1). $^1\text{H NMR}$ (300 MHz, DMSO- d_6): δ 9.20 (s, 1H), 7.73 (dd, $J_1 = 6$ Hz, $J_2 = 6$ Hz, 1H), 7.21 (m, 1H), 7.14 (m, 1H), 4.95 (s, 2H) ppm.

4.2.k 1,3-Dihydro-2-oxa-1-cyclopenta[*a*]naphthalene (C11)

[0258] M.P. 139-143°C. MS ESI: $m/z = 184.9$ (M+1). $^1\text{H NMR}$ (300 MHz, DMSO- d_6): δ 9.21 (s, 1H), 8.28 (dd, $J_1 = 6.9$ Hz, $J_2 = 0.6$ Hz, 1H), 7.99 (d, $J = 8.1$ Hz, 1H), 7.95 (d, $J = 7.5$ Hz, 1H), 7.59-7.47 (m, 3H), 5.09 (s, 2H) ppm.

4.2.l 7-Hydroxy-2,1-oxaborolano[5,4-*c*]pyridine (C12)

[0259] $^1\text{H-NMR}$ (300 MHz, DMSO- d_6): δ ppm 5.00 (s, 2H), 7.45 (d, $J = 5.0$ Hz, 1H), 8.57 (d, $J = 5.3$ Hz, 1H), 8.91 (s, 1H), 9.57 (s, 1H). ESI-MS m/z 134 (M-H) $^-$, $\text{C}_6\text{H}_6\text{BNO}_2 = 135$.

4.2.m 1,3-Dihydro-6-fluoro-1-hydroxy-2,1-benzoxaborole (C13)

[0260] M.p. 110-117.5°C. MS (ESI): $m/z = 151$ (M-1, negative). HPLC (220 nm): 100% purity. $^1\text{H NMR}$ (300 MHz, DMSO- d_6): δ 9.29 (s, 1H), 7.46-7.41 (m, 2H), 7.29 (td, 1H) and 4.95 (s, 2H) ppm.

4.2.n 3-Benzyl-1,3-dihydro-1-hydroxy-3-methyl-2,1-benzoxaborole (C14)

[0261] MS (ESI): $m/z = 239$ (M+1, positive). HPLC: 99.5% purity at 220 nm and 95.9% at 254 nm. $^1\text{H NMR}$ (300 MHz, DMSO- d_6): δ 8.89 (s, 1H), 7.49-7.40 (m, 3H), 7.25-7.19 (m, 1H), 7.09-7.05 (m, 3H), 6.96-6.94 (m, 2H), 3.10 (d, 1H), 3.00 (d, 1H) and 1.44 (s, 3H) ppm.

4.2.o 3-Benzyl-1,3-dihydro-1-hydroxy-2,1-benzoxaborole (C15)

[0262] MS (ESI+): $m/z = 225$ (M+1). HPLC: 93.4% purity at 220 nm. ^1H NMR (300 MHz, DMSO- d_6): δ 9.08 (s, 1H), 7.63 (dd, 1H), 7.43 (t, 1H), 7.35-7.14 (m, 7H), 5.38 (dd, 1H), 3.21 (dd, 1H) and 2.77 (dd, 1H) ppm.

4.2.p 1,3-Dihydro-4-fluoro-1-hydroxy-2,1-benzoxaborole (C16)

[0263] ^1H -NMR (300 MHz, DMSO- d_6) δ (ppm) 5.06 (s, 2H), 7.26 (ddd, $J = 9.7$, 7.9, 0.6 Hz, 1H), 7.40 (td, $J = 8.2$, 4.7 Hz, 1H), 7.55 (d, $J = 7.0$ Hz, 1H), 9.41 (s, 1H).

4.2.q 5-(4-Cyanophenoxy)-1,3-dihydro-1-hydroxy-2,1-benzoxaborole (C17)

[0264] ^1H -NMR (300 MHz, DMSO- d_6) δ ppm 4.95 (s, 2H), 7.08 (dd, $J = 7.9$, 2.1 Hz, 1H), 7.14 (d, $J = 8.8$ Hz, 1H), 7.15 (d, $J = 2.1$ Hz, 1H), 7.78 (d, $J = 7.9$ Hz, 1H), 7.85 (d, $J = 9.1$ Hz, 2H), 9.22 (s, 1H).

4.2.r 6-(4-Cyanophenoxy)-1,3-dihydro-1-hydroxy-2,1-benzoxaborole (C18)

[0265] M.p. 148-151°C. MS: $m/z = 252$ (M+1) (ESI+) and $m/z = 250$ (M-1) (ESI-). HPLC: 100% purity at 254 nm and 98.7% at 220 nm. ^1H NMR (300 MHz, DMSO- d_6): δ 9.26 (s, 1H), 7.82 (d, 2H), 7.50 (d, 1H), 7.39 (d, 1H), 7.26 (dd, 1H), 7.08 (d, 2H) and 4.99 (s, 2H) ppm

4.2.s 6-(3-Cyanophenoxy)-1,3-dihydro-1-hydroxy-2,1-benzoxaborole (C19)

[0266] M.p. 146-149°C. MS: $m/z = 252$ (M+1) (ESI+) and $m/z = 250$ (M-1) (ESI-). HPLC: 100% purity at 254 nm and 97.9% at 220 nm. ^1H NMR (300 MHz, DMSO- d_6): δ 9.21 (s, 1H), 7.60-7.54 (m, 2H), 7.50-7.45 (m, 2H), 7.34-7.30 (m, 2H), 7.23 (dd, 1H) and 4.98 (s, 2H) ppm.

4.2.t 6-(4-Chlorophenoxy)-1,3-dihydro-1-hydroxy-2,1-benzoxaborole (C20)

[0267] M.p. 119-130°C. MS: $m/z = 261$ (M+1) (ESI+) and $m/z = 259$ (M-1) (ESI-). HPLC: 100% purity at 254 nm and 98.9% at 220 nm. ^1H NMR (300 MHz, DMSO- d_6): δ 9.18 (s, 1H), 7.45-7.41 (m, 3H), 7.29 (d, 1H), 7.19 (dd, 1H), 7.01 (d, 2H) and 4.96 (s, 2H) ppm.

4.2.u 6-Phenoxy-1,3-dihydro-1-hydroxy-2,1-benzoxaborole (C21)

[0268] M.p. 95-99°C. MS: $m/z = 227$ (M+1) (ESI+) and $m/z = 225$ (M-1) (ESI-). HPLC: 100% purity at 254 nm and 98.4% at 220 nm. ^1H NMR (300 MHz, DMSO- d_6): δ 9.17 (s, 1H), 7.43-7.35 (m, 3H), 7.28 (s, 1H), 7.19-7.09 (m, 2H), 6.99 (d, 2H) and 4.96 (s, 2H) ppm.

4.2.v 5-(4-Cyanobenzyloxy)-1,3-dihydro-1-hydroxy-2,1-benzoxaborole (C22)

[0269] ¹H-NMR (300 MHz, DMSO-*d*₆) δ (ppm) 4.90 (s, 2H), 5.25 (s, 2H), 6.98 (dd, *J* = 7.9, 2.1 Hz, 1H), 7.03 (d, *J* = 1.8 Hz, 1H), 7.62 (d, *J* = 7.9 Hz, 1H), 7.64 (d, *J* = 8.5 Hz, 2H), 7.86 (d, *J* = 8.5 Hz, 1H), 9.01 (s, 1H).

4.2.w 5-(2-Cyanophenoxy)-1,3-dihydro-1-hydroxy-2,1-benzoxaborole (C23)

[0270] ¹H-NMR (300 MHz, DMSO-*d*₆) δ (ppm) 4.95 (s, 2H), 7.0-7.2 (m, 3H), 7.32 (td, *J* = 7.6, 1.2 Hz, 1H), 7.68 (ddd, *J* = 9.1, 7.6, 1.8 Hz, 1H), 7.77 (d, *J* = 7.9 Hz, 1H), 7.91 (dd, *J* = 7.9, 1.8 Hz, 1H).

4.2.x 5-Phenoxy-1,3-dihydro-1-hydroxy-2,1-benzoxaborole (C24)

[0271] ¹H-NMR (300 MHz, DMSO-*d*₆) δ (ppm) 4.91 (s, 2H), 6.94 (s, 1H), 6.96 (d, *J* = 8.8 Hz, 1H), 7.05 (d, *J* = 7.6 Hz, 2H), 7.17 (t, *J* = 7.3 Hz, 1H), 7.41 (t, *J* = 7.3 Hz, 2H), 7.70 (d, *J* = 8.5 Hz, 1H), 9.11 (s, 1H).

4.2.y 5-[4-(*N,N*-Diethylcarbamoyl)phenoxy]-1,3-dihydro-1-hydroxy-2,1-benzoxaborole (C25)

[0272] ¹H-NMR (300 MHz, DMSO-*d*₆) δ (ppm) 1.08 (br s, 6H), 3.1-3.5 (m, 4H), 4.93 (s, 2H), 7.0-7.1 (m, 4H), 7.37 (d, *J* = 8.5 Hz, 2H), 7.73 (d, *J* = 7.9 Hz, 1H), 9.15 (s, 1H).

4.2.z 1,3-Dihydro-1-hydroxy-5-[4-(morpholinocarbonyl)phenoxy]-2,1-benzoxaborole (C26)

[0273] ¹H-NMR (300 MHz, DMSO-*d*₆) δ (ppm) 3.3-3.7 (m, 8H), 4.93 (s, 2H), 7.0-7.1 (m, 4H), 7.44 (d, *J* = 8.8 Hz, 2H), 7.73 (d, *J* = 7.9 Hz, 1H), 9.16 (s, 1H).

4.2.aa 5-(3,4-Dicyanophenoxy)-1,3-dihydro-1-hydroxy-2,1-benzoxaborole (C27)

[0274] ¹H-NMR (300 MHz, DMSO-*d*₆) δ (ppm) 4.97 (s, 2H), 7.13 (dd, *J* = 7.9, 2.1 Hz, 1H), 7.21 (d, *J* = 1.5 Hz, 1H), 7.43 (dd, *J* = 8.8, 2.6 Hz, 1H), 7.81 (d, *J* = 7.9 Hz, 1H), 7.82 (d, *J* = 2.6 Hz, 1H), 8.11 (d, *J* = 8.5 Hz, 1H), 9.26 (s, 1H).

4.2.ab 6-Phenylthio-1,3-dihydro-1-hydroxy-2,1-benzoxaborole (C28)

[0275] M.p.121-124°C. MS: *m/z* = 243 (M+1) (ESI+) and *m/z* = 241 (M-1) (ESI-). HPLC: 99.6% purity at 254 nm and 99.6% at 220 nm. ¹H NMR (300 MHz, DMSO-*d*₆): δ 9.25 (s, 1H), 7.72 (dd, 1H), 7.48 (dd, 1H), 7.43 (dd, 1H), 7.37-7.31 (m, 2H), 7.29-7.23 (m, 3H), and 4.98 (s, 2H) ppm.

4.2.ac 6-(4-trifluoromethoxyphenoxy)-1,3-dihydro-1-hydroxy-2,1-benzoxaborole (C29)

[0276] M.p.97-101°C. MS: m/z = 311 (M+1) (ESI+) and m/z = 309 (M-1) (ESI-). HPLC: 100% purity at 254 nm and 100% at 220 nm. ¹H NMR (300 MHz, DMSO-d₆): δ 9.20 (s, 1H), 7.45 (d, 1H), 7.37 (d, 2H), 7.33 (d, 1H), 7.21 (dd, 1H), 7.08 (d, 2H), and 4.97 (s, 2H) ppm.

4.2.ad 5-(N-Methyl-N-phenylsulfonylamino)-1,3-dihydro-1-hydroxy-2,1-benzoxaborole (C30)

[0277] M.p.85-95°C. MS: m/z = 304 (M+1) (ESI+) and m/z = 302 (M-1) (ESI-). HPLC: 96.6% purity at 254 nm and 89.8% at 220 nm. ¹H NMR (300 MHz, DMSO-d₆): δ 9.23 (s, 1H), 7.72-7.63 (m, 2H), 7.56 (t, 2H), 7.50 (d, 2H), 7.16 (s, 1H), 7.03 (d, 1H), 4.91 (s, 2H) and 3.14 (s, 3H) ppm.

4.2.ae 6-(4-Methoxyphenoxy)-1,3-dihydro-1-hydroxy-2,1-benzoxaborole (C31)

[0278] M.p.126-129°C. MS: m/z = 257 (M+1) (ESI+) and m/z = 255 (M-1) (ESI-). HPLC: 98.4% purity at 254 nm and 98.4% at 220 nm. ¹H NMR (300 MHz, DMSO-d₆): δ 9.14 (s, 1H), 7.36 (d, 1H), 7.19 (s, 1H), 7.12 (d, 1H), 6.98 (d, 2H), 6.95 (d, 2H), 4.93 (s, 2H) and 3.73 (s, 3H) ppm.

4.2.af 6-(4-Methoxyphenylthio)-1,3-dihydro-1-hydroxy-2,1-benzoxaborole (C32)

[0279] M.p.95-100°C. MS: m/z = 272 (M+), 273 (M+1) (ESI+) and m/z = 271 (M-1) (ESI-). HPLC: 100% purity at 254 nm and 99.2% at 220 nm. ¹H NMR (300 MHz, DMSO-d₆): δ 9.20 (s, 1H), 7.51 (d, 1H), 7.39-7.28 (m, 4H), 6.98 (d, 2H), 4.93 (s, 2H) and 3.76 (s, 3H) ppm.

4.2.ag 6-(4-Methoxyphenylsulfonyl)-1,3-dihydro-1-hydroxy-2,1-benzoxaborole (C33)

[0280] M.p.180-192°C. MS: m/z = 305 (M+1) (ESI+) and m/z = 303 (M-1) (ESI-). HPLC: 96.8% purity at 254 nm and 95.5% at 220 nm. ¹H NMR (300 MHz, DMSO-d₆): δ 9.46 (s, 1H), 8.28 (s, 1H), 7.99 (d, 1H), 7.85 (d, 2H), 7.61 (d, 1H), 7.11 (d, 2H), 5.02 (s, 2H) and 3.80 (s, 3H) ppm.

4.2.ah 6-(4-Methoxyphenylsulfinyl)-1,3-dihydro-1-hydroxy-2,1-benzoxaborole (C34)

[0281] ¹H NMR (300 MHz, DMSO-d₆): δ 9.37 (s, 1H), 8.02 (d, 1H), 7.71 (dd, 1H), 7.59 (d, 2H), 7.53 (d, 1H), 7.07 (d, 2H), 5.00 (s, 2H) and 3.76 (s, 3H) ppm.

4.2.ai 5-Trifluoromethyl-1,3-dihydro-1-hydroxy-2,1-benzoxaborole (C35)

[0282] M.p.113-118°C. MS: m/z = 203 (M+1) (ESI+) and m/z = 201 (M-1) (ESI-). HPLC: 100% purity at 254 nm and 100% at 220 nm. ¹H NMR (300 MHz, DMSO-d₆): δ 9.48 (s, 1H), 7.92 (d, 1H), 7.78 (s, 1H), 7.67 (d, 1H) and 5.06 (s, 2H) ppm.

4.2.aj 4-(4-Cyanophenoxy)-1,3-dihydro-1-hydroxy-2,1-benzoxaborole (C36)

[0283] For coupling reaction between 4-fluorobenzonitrile and substituted phenol to give starting material 2, see Igarashi, S.; *et al. Chemical & Pharmaceutical Bulletin* (2000), 48(11), 1689-1697.

[0284] ¹H-NMR (300 MHz, DMSO-d₆) (ppm) 4.84 (s, 2H), 7.08 (d, *J* = 8.2 Hz, 2H), 7.18 (d, *J* = 7.9 Hz, 1H), 7.45 (t, *J* = 7.3 Hz, 1H), 7.63 (d, *J* = 7.3 Hz, 1H), 7.82 (d, *J* = 8.5 Hz, 2H).

4.2.ak 5-(3-Cyanophenoxy)-1,3-dihydro-1-hydroxy-2,1-benzoxaborole (C37)

[0285] For coupling between 3-fluorobenzonitrile and substituted phenol to give starting material 2: Li, F. *et al., Organic Letters* (2003), 5(12), 2169-2171.

[0286] ¹H-NMR (300 MHz, DMSO-d₆) (ppm) 4.93 (s, 2H), 7.0-7.1 (m, 2H), 7.3-7.4 (m, 1H), 7.5-7.7 (m, 3H), 7.75 (d, *J* = 8.2 Hz, 1H).

4.2.al 5-(4-Carboxyphenoxy)-1-hydroxy-2,1-benzoxaborole (C38)

[0287] To a solution of 5-(4-cyanophenoxy)-1-hydroxy-2,1-benzoxaborole obtained in C17 (430 mg, 1.71 mmol) in ethanol (10 mL) was added 6 mol/L sodium hydroxide (2 mL), and the mixture was refluxed for 3 hours. Hydrochloric acid (6 mol/L, 3 mL) was added, and the mixture was extracted with ethyl acetate. The organic layer was washed with brine and dried on anhydrous sodium sulfate. The solvent was removed under reduced pressure, and the residue was purified by silica gel column chromatography (ethyl acetate) followed by trituration with diisopropyl ether to give the target compound (37 mg, 8%).

[0288] ¹H-NMR (300 MHz, DMSO-d₆) δ (ppm) 4.94 (s, 2H), 7.0-7.1 (m, 4H), 7.76 (d, *J* = 7.9 Hz, 1H), 7.94 (d, *J* = 8.8 Hz, 2H), 9.19 (s, 1H), 12.8 (br s, 1H).

4.2.am 1-Hydroxy-5-[4-(tetrazole-1-yl)phenoxy]-2,1-benzoxaborole (C39)

[0289] A mixture of 5-(4-cyanophenoxy)-1-hydroxy-2,1-benzoxaborole (200 mg, 0.797 mmol), sodium azide (103 mg, 1.59 mmol), and ammonium chloride (85 mg, 1.6 mmol) in *N,N*-dimethylformamide (5 mL) was stirred at 80 °C for two days.

Water was added, and the mixture was extracted with ethyl acetate. The organic layer was washed with water and brine, and dried on anhydrous sodium sulfate. The solvent was removed under reduced pressure, and the residue was purified by silica gel column chromatography (ethyl acetate) followed by trituration with ethyl acetate to give the target compound (55 mg, 23%).

[0290] $^1\text{H-NMR}$ (300 MHz, $\text{DMSO-}d_6$) δ (ppm) 4.95 (s, 2H), 7.0-7.1 (m, 2H), 7.23 (d, $J = 8.8$ Hz, 2H), 7.76 (d, $J = 7.9$ Hz, 1H), 8.05 (d, $J = 8.5$ Hz, 2H), 9.18 (br s, 1H).

EXAMPLE 5

Preparation of I from 2 via 6

5.1 Catalytic Boronylation, Reduction and Cyclization

[0291] A mixture of **2** (10.0 mmol), bis(pinacolato)diboron (2.79 g, 11.0 mmol), $\text{PdCl}_2(\text{dppf})$ (250 mg, 3 mol%), and potassium acetate (2.94 g, 30.0 mmol) in 1,4-dioxane (40 mL) was stirred at 80 °C for overnight. Water was added, and the mixture was extracted with ethyl acetate. The organic layer was washed with brine and dried on anhydrous sodium sulfate. The solvent was removed under reduced pressure. The crude product was dissolved in tetrahydrofuran (80 mL), then sodium periodate (5.56 g, 26.0 mmol) was added. After stirring at room temperature for 30 min, 2N HCl (10 mL) was added, and the mixture was stirred at room temperature for overnight. Water was added, and the mixture was extracted with ethyl acetate. The organic layer was washed with brine and dried on anhydrous sodium sulfate. The solvent was removed under reduced pressure, and the residue was treated with ether to afford 6.3 mmol of the corresponding boronic acid. To the solution of the obtained boronic acid (0.595 mmol) in methanol (5 mL) was added sodium borohydride (11 mg, 0.30 mmol), and the mixture was stirred at room temperature for 1 h. Water was added, and the mixture was extracted with ethyl acetate. The organic layer was washed with brine and dried on anhydrous sodium sulfate. The solvent was removed under reduced pressure, and the residue was purified by silica gel column chromatography to give 0.217 mmol of **I**.

5.2 Results

[0292] Analytical data for exemplary compounds of structure **I** are provided below.

5.2.a 1,3-Dihydro-5-fluoro-1-hydroxy-2,1-benzoxaborole (C10)

[0293] Analytical data for this compound is listed in 4.2.j.

EXAMPLE 6

Preparation of I from 3

6.1 One-pot Boronylation and Cyclization

[0294] To a solution of **3** (4.88 mmol) and triisopropyl borate (1.35 mL, 5.86 mmol) in tetrahydrofuran (10 mL) was added *n*-butyllithium (1.6 mol/L in hexanes; 6.7 mL, 10.7 mmol) dropwise over 15 min at – 78 °C under nitrogen atmosphere, and the mixture was stirred for 2 h while allowing to warm to room temperature. The reaction was quenched with 2N HCl, and extracted with ethyl acetate. The organic layer was washed with brine and dried on anhydrous sodium sulfate. The solvent was removed under reduced pressure, and the residue was purified by silica gel column chromatography and treated with pentane to give 0.41 mmol of **I**.

6.2 Results

[0295] Analytical data for exemplary compounds of structure **I** are provided below.

6.2.a 1,3-Dihydro-5-fluoro-1-hydroxy-2,1-benzoxaborole (C10)

[0296] Analytical data for this compound is listed in 4.2.j.

EXAMPLE 7

Preparation of I from 3

7.1 One-pot Boronylation and Cyclization with Distillation

[0297] To a solution of **3** (4.88 mmol) in toluene (20 mL) was added triisopropyl borate (2.2 mL, 9.8 mmol), and the mixture was heated at reflux for 1 h. The solvent, the generated isopropyl alcohol and excess triisopropyl borate were removed under reduced pressure. The residue was dissolved in tetrahydrofuran (10 mL) and cooled to – 78 °C. *n*-Butyllithium (3.2 mL, 5.1 mmol) was added dropwise over 10 min, and the mixture was stirred for 1 h while allowing to warm to room temperature. The reaction was quenched with 2N HCl, and extracted with ethyl acetate. The organic layer was washed with brine and dried on anhydrous sodium sulfate. The solvent was removed under reduced pressure, and the residue was purified by silica gel column chromatography to give 1.54 mmol of **I**.

7.2 Results

[0298] Analytical data for exemplary compounds of structure **I** are provided below.

7.2.a 1,3-Dihydro-5-fluoro-1-hydroxy-2,1-benzoxaborole (C10)

[0299] Analytical data for this compound is listed in 4.2.j.

EXAMPLE 8

Preparation of 8 from 7

8.1 Bromination

[0300] To a solution of **7** (49.5 mmol) in carbon tetrachloride (200 mL) were added N-bromosuccinimide (8.81 g, 49.5 mmol) and *N,N*-azoisobutyronitrile (414 mg, 5 mol%), and the mixture was heated at reflux for 3 h. Water was added, and the mixture was extracted with chloroform. The organic layer was washed with brine and dried on anhydrous sodium sulfate. The solvent was removed under reduced pressure to give the crude methyl-brominated intermediate **8**.

EXAMPLE 9

Preparation of 3 from 8

9.1 Hydroxylation

[0301] To crude **8** (49.5 mmol) were added dimethylformamide (150 mL) and sodium acetate (20.5 g, 250 mmol), and the mixture was stirred at 80°C for overnight. Water was added, and the mixture was extracted with ether. The organic layer was washed with water and brine, and dried on anhydrous sodium sulfate. The solvent was removed under reduced pressure. To the residue was added methanol (150 mL) and 1N sodium hydroxide (50 mL), and the mixture was stirred at room temperature for 1 h. The reaction mixture was concentrated to about a third of volume under reduced pressure. Water and hydrochloric acid were added, and the mixture was extracted with ethyl acetate. The organic layer was washed with water and brine, and dried on anhydrous sodium sulfate. The solvent was removed under reduced pressure, and the residue was purified by silica gel column chromatography followed by trituration with dichloromethane to give 21.8 mmol of **3**.

9.2 Results

[0302] Exemplary compounds of structure 3 prepared by the method above are provided below.

9.2.a 2-Bromo-5-cyanobenzyl Alcohol

[0303] ¹H-NMR (300 MHz, DMSO-*d*₆) δ ppm 4.51 (d, *J* = 5.9 Hz, 2H), 5.67 (t, *J* = 5.6 Hz, 1H), 7.67 (dd, *J* = 8.2, 2.0 Hz, 1H), 7.80 (s, *J* = 8.2 Hz, 1H), 7.83 (d, *J* = 2.0 Hz, 1H).

[0304] Additional examples of compounds which can be produced by this method include 2-bromo-5-(4-cyanophenoxy)benzyl alcohol.

EXAMPLE 10

Preparation of 9 from 2

10.1 Reaction

[0305] A mixture of 2 (20.0 mmol), (methoxymethyl)triphenylphosphonium chloride (8.49 g, 24.0 mmol), and potassium *tert*-butoxide (2.83 g, 24.0 mol) in *N,N*-dimethylformamide (50 mL) was stirred at room temperature for overnight. The reaction was quenched with 6 N HCl, and the mixture was extracted with ethyl acetate. The organic layer was washed with water (x 2) and brine, and dried on anhydrous sodium sulfate. The solvent was removed under reduced. To the residue were added tetrahydrofuran (60 mL) and 6 N HCl, and the mixture was heated at reflux for 8 h. Water was added, and the mixture was extracted with ether. The organic layer was washed with brine and dried on anhydrous sodium sulfate. The solvent was removed under reduced pressure to afford 16.6 mmol of 9.

EXAMPLE 11

Preparation Method of Step 13

11.1 Reaction

[0306] A solution of I in an appropriate alcohol solvent (R¹-OH) was refluxed under nitrogen atmosphere and then distilled to remove the alcohol to give the corresponding ester.

EXAMPLE 12

Preparation of Ib from Ia

12.1 Reaction

[0307] To a solution of **Ia** in toluene was added amino alcohol and the participated solid was collected to give **Ib**.

12.2 Results

[0308] (500 mg, 3.3 mmol) was dissolved in toluene (37 mL) at 80°C and ethanolamine (0.20 mL, 3.3 mmol) was added. The mixture was cooled to room temperature, then ice bath, and filtered to give **C40** as a white powder (600.5 mg, 94%).

12.2a (**C40**)

[0309] ¹H-NMR (300 MHz, DMSO-d₆) δ (ppm) 2.88 (t, *J*=6.2 Hz, 2H), 3.75 (t, *J*=6.3 Hz, 2H), 4.66 (s, 2H), 5.77 (br, 2H), 6.85-6.91 (m, 2H), 7.31 (td, *J*=7.2, 1.2 Hz, 1H).

EXAMPLE 13

Formulations

[0310] Compounds of the present invention can be administered to a patient using a therapeutically effective amount of a compound of Formulae (I) or (II) in any one of the following three lacquer formulations and one solvent formulation. The lacquer formulation provides good durability while the solvent formulation provides good ease of use. These compounds can also be applied using a spray formulation, paint-on lacquer, drops, or other.

1. 20% propylene glycol; 70% ethanol; 10% compound of invention;
2. 70% ethanol; 20% poly(vinyl methyl ether-alt-maleic acid monobutyl ester); 10% compound of the invention;
3. 56% ethanol; 14% water; 15% poly(2-hydroxyethyl methacrylate); 5% dibutyl sebacate; 10% compound of the invention;
4. 55% ethanol; 15% ethyl acetate; 15% poly(vinyl acetate); 5% dibutyl sebacate; 10% compound of the invention.

[0311] The preparation of these formulations is well known in the art and is found in references such as Remington: The Science and Practice of Pharmacy, supra.

EXAMPLE 14

Antifungal MIC Testing

[0312] All MIC testing followed the National Committee for Clinical Laboratory Standards (NCCLS) guidelines for antimicrobial testing of yeasts and filamentous fungi (Pfaller *et al.*, NCCLS publication M38-A – Reference Method for Broth Dilution Antifungal Susceptibility Testing of Filamentous Fungi; Approved Standard. Wayne, PA: NCCLS; 2002 (Vol. 22, No. 16) except the *Malassezia* species which was incubated in a urea broth (Nakamura *et al.*, *Antimicrobial Agents And Chemotherapy*, **2000**, 44(8) p. 2185–2186). Results of the MIC testing is provided in **FIG.1**.

EXAMPLE 15

Keratin Assay

[0313] Many antifungal agents strongly bind to keratin which not only reduces their antifungal potency but also may restrict their penetration into the nail. The affinities of the compounds for keratin powder was determined by a method described in Tatsumi, *Antimicrobial Agents and Chemotherapy*, **46**(12):3797-3801 (2002).

[0314] A comparison of MIC data for several compounds of the invention against *T. rubrum*, with and without the presence of 5% keratin, is provided in **FIG. 1**.

EXAMPLE 16

(C10) Antifungal Spectrum of Activity

[0315] (C10) is a novel compound in development for use as a topical antifungal treatment. The purpose of this study was to determine the minimum inhibitory concentration (MIC) for (C10) against 19 test strains of fungi including: *Aspergillus fumigatus* (*A. fumigatus*), *Candida Albicans* (*C. albicans*, both fluconazole sensitive and resistant strains), *Candida glabrata* (*C. glabrata*), *Candida krusei* (*C. krusei*), *Cryptococcus neoformans* (*C. neoformans*), *Candida parapsilosis* (*C. parapsilosis*), *Candida tropicalis* (*C. tropicalis*), *Epidermophyton floccosum* (*E. floccosum*), *Fusarium solani* (*F. solani*), *Malassezia furfur* (*M. furfur*), *Malassezia pachydermatis* (*M. pachydermatis*), *Malassezia sympodialis* (*M. sympodialis*), *Microsporum audouinii* (*M. audouinii*), *Microsporum canis* (*M. canis*), *Microsporum gypseum* (*M. gypseum*), *Trichophyton mentagrophytes* (*T. mentagrophytes*), *Trichophyton rubrum*

(*T. rubrum*), *Trichophyton tonsurans* (*T. tonsurans*). Fungal growth was evaluated after exposure to different concentrations of (C10). In addition, the MIC for (C10) against *T. rubrum* in the presence of 5% keratin powder and the minimum fungicidal concentration (MFC) for (C10) against *T. rubrum* and *T. mentagrophytes* were also determined. Ciclopirox and/or terbinafine and/or fluconazole and/or itraconazole were used as comparators and tested in a similar manner. These studies were conducted at NAEJA Pharmaceutical, Inc.

Materials and Methods

[0316] (C10) was obtained from Anacor Pharmaceuticals, Inc. (Palo Alto, CA, USA). ATCC strains were obtained from ATCC (Manassas, VA, USA). Ciclopirox-olamine was obtained from Sigma-Aldrich Co. (St. Louis, MO, USA). Terbinafine, fluconazole and itraconazole were synthesized at NAEJA Pharmaceutical Inc. (Edmonton, AB, Canada), experimental procedures and analytical data for these standards are stored in NAEJA archives.

[0317] All MIC testing followed the National Committee for Clinical Laboratory Standards (NCCLS) guidelines for antimicrobial testing of yeasts and filamentous fungi (Pfaller *et al.*, 2002) except the *Malassezia* species which were incubated in a urea broth (Nakamura *et al.*, 2000). The microbroth dilution method was used to test the *in vitro* activity of (C10) against 19 test strains of fungi. Briefly, compounds were dissolved in DMSO and diluted in sterile water to give a working stock. Two-fold serial dilutions of the working stock were prepared in 96-well plates and media was added. Media was RPMI, RPMI + MOPS, modified RPMI, or modified Urea broth. The plates were inoculated with the fungal suspensions to give a final inoculum size of $0.5\text{-}2.5 \times 10^3$ cells/mL for yeasts or $0.4\text{-}5 \times 10^4$ CFU/mL for filamentous fungi and then incubated for 24-168 h at 35 °C. The final concentration of DMSO did not exceed 5%. The MIC was defined as the lowest concentration that resulted in over 90% reduction of growth, as compared to a drug-free control. The MFC was defined as the lowest concentration that killed over 90% of the fungi, as compared to a drug-free control.

Results and Conclusions

[0318] The results for the MIC of (C10) and reference compounds against 19 strains of fungi are shown in FIG. 2. The results for the MFC of AN2690 against 2

strains of fungi are shown in Table 2. (C10) had MIC values ranging from 0.25 – 2 µg/mL against all fungi tested. Addition of 5% keratin powder to the media did not effect the MIC against *T. rubrum*. (C10) had fungicidal activity against *T. rubrum* and *T. mentagrophytes* with MFC values of 8 and 16 µg/mL, respectively. Reference compounds had MIC values in the range defined by NCCLS.

EXAMPLE 17

The Solubility, Stability and Log P Determination of compounds of the present invention by LC/MS/MS

[0319] The solubility, room temperature stability and Log P of C10 was determined by the following methodology.

Reagents and Standards:

[0320] Ethanol: 200 proof ACS Grade (EM Science, Gibbstown, NJ, USA); Octanol: Octyl alcohol (EM Science, Gibbstown, NJ, USA); Acetonitrile: HPLC Grade (Burdick & Jackson, Muskegon, MI, USA); Ammonium Acetate: lot 3272X49621 (Mallinckrodt, Phillipsburg, NJ, USA); C10: lot A032-103 (Anacor Pharmaceuticals, Palo Alto, CA, USA); p-Nitrophenol (PNP): lot OGNO1 (TCI America, Portland, OR, USA); Water: Deionized water (from Millipore systems, Billerica, MA, USA)

Solubility

[0321] N-Octanol and water were mutually pre-saturated by vigorously stirring a mixture of both solvents for up to 12 h and the mixture was allowed to separate. Solubility in each solvent was determined by adding 10 µL of 20, 40, 200, 1000 and 5000 µg/mL of C10 in DMSO to the pre-saturated n-octanol or water. After the sample was vortexed for 10 sec, the sample was centrifuged for 10 min at ca. 3000 rpm. A visual inspection was made to determine if the sample was clear or if a pellet had formed on the bottom of the tube.

Log P

[0322] C10 (10 µL of 5000 µg/mL) at 2X the final concentration was added to 0.5 mL pre-saturated n-octanol and mixed. An equal volume (0.5 mL) of pre-saturated water was added, vortex mixed and then mixed on a rotating shaker for one hour and 24 h in triplicate at ca. 25 °C. The organic and aqueous layers were separated by

centrifugation for 5 min at ca. 2000 rpm. Twenty five μL of the octanol (top) layer were removed and placed in a pre-labeled tube. Twenty five μL of the aqueous layer (bottom) were removed, taking care to avoid octanol contamination, and placed in a pre-labeled tube.

Stability at Room Temperature

[0323] **C10** (10 μL of 5000 $\mu\text{g}/\text{mL}$) was added both to 0.5 mL n-octanol and 0.5 mL water in triplicate. Samples were mixed. At 0 h and 24 h samples were stored at ca. $-20\text{ }^\circ\text{C}$. Twenty five μL of sample was used for analysis.

Extraction Procedure C10

[0324] For the octanol sample, 25 μL of ethanol, 25 μL of water and 300 μL of acetonitrile containing the internal standard was added. For the water sample, 25 μL of ethanol, 25 μL of octanol and 300 μL of acetonitrile containing the internal standard [60 mL of acetonitrile add 6 μL of PNP (1000 $\mu\text{g}/\text{mL}$)] was added. For the calibrators 25 μL of octanol, 25 μL of water and 300 μL of acetonitrile containing the internal standard was added. The sample was vortexed for 10 seconds. Two hundred μL of the organic layer were transferred into a clean deactivated autosampler vial.

Calculations

[0325] A 1/concentration weighted linear regression was used for the quantitation of **C10**. All integration were performed with peak areas using Analyst version 1.3, Applied Biosystems. For **C10**, peak area ratios analyte to internal standard PNP were used for all quantitation.

[0326] The partition coefficient (P) was calculated according to the equation detailed below:

$$P = [\text{Sample concentration}]_{\text{octanol}} / [\text{Sample concentration}]_{\text{water}}$$
$$\text{Log } P = \log_{10}(\text{partition coefficient})$$

Results:

[0327] As shown in Table 17A the solubility of **C10** in both octanol and water is very good over the concentration range tested.

Table 17A. Solubility of **C10** in water and octanol

Targeted Conc (µg/mL)	Water Visual	Octanol Visual
0.800	Clear	Clear
4.00	Clear	Clear
20.0	Clear	Clear
100	Clear	Clear

[0328] Table 17B shows the results of the log P determination after 1 h and 24 h for **C10**. The mean log P after 1 h was 1.97 (n=3). After 24 h the concentrations in both the octanol and water layer remained the same. The mean log P after 24 h was 1.93 (n=3).

Table 17B. Log P of **C10**

Sample	Conc. in Water (µg/mL)	Conc. in Octanol (µg/mL)	Log P
1h-1	1.26	108	1.93
1h-2	1.21	103	1.93
1h-3	1.05	115	2.04
24h-1	1.27	104	1.91
24h-2	1.17	109	1.97
24h-3	1.28	99.0	1.89

[0329] A stability study for **C10** was initiated at room temperature over 24 h without continuous mixing. Table 17C shows that **C10** in pure water and octanol is stable over 24 h.

Table 17C. Water and Octanol stability for **C10** at room temperature after 24 h.

Sample	Mean (µg/mL)	SD	Percent Remaining 24 h versus 0 g
Water-0h	82.5	3.72	115
Water-24h	95.0	21.4	
Octanol-0h	115	3.06	93
Octanol-24h	107	6.11	

EXAMPLE 18

Determination of Penetration of C10 into the Human Nail

[0330] Two nail penetration studies were performed based on the protocol in Hui *et al.*, *Journal of Pharmaceutical Sciences*, **91(1)**: 189-195 (2002) (“Hui protocol”). The purpose of this study was to determine and compare the penetration and distribution of C10 in vehicle into the human nail plate *in vitro* relative to 8% ciclopirox w/w in commercial lacquer (Penlac®).

MATERIALS AND METHODS

Test Article and Dosage Formulation

[0331] 8% ciclopirox w/w in commercial lacquer was manufactured by Dermick (Berwyn, PA). The radiochemical purity and specific activity of the chemical was determined as >95% and 12.5 mCi/mmol, respectively.

[0332] The study was composed of two groups. The compositions (weight %) of the dosage formulations are as follows:

Active radiolabeled compound in four groups.

Groups*	Dosing (x 14 days)	Test Chemical (%)	Radioactivity (per 10 µL)
A (C10)	qd	10	0.19 µCi
C (Ciclopirox)	qd	8	0.22 µCi

* A = C10 group, C = Ciclopirox group

Human Nails

[0333] Healthy human finger nail plates were collected from adult human cadavers and stored in a closed container at 0 - 4°C. Before the experiment, the nail plates were gently washed with normal saline to remove any contamination, then re-hydrated by placing them for three hours on a cloth wetted with normal saline. The nail samples were randomly selected into four groups.

Dosing and Surface Washing Procedures

Dose preparation:

[0334] Radioactivity of each group is approximately 0.19 ± 0.01 and 0.22 ± 0.03 µCi/10 µL solutions respectively, for ¹⁴C-C10 (group A), and ¹⁴C-ciclopirox (group C).

Experiment Procedure:

Study Day	Group A			Group C		
	wash	dose	sample	wash	dose	sample
1		D			D	
2	W	D		W	D	
3	W	D	C	W	D	C
4	W	D		W	D	
5	W	D		W	D	
6	W	D	C	W	D	C
7	W	D		W	D	
8	W	D		W	D	
9	W	D	C	W	D	C
10	W	D		W	D	
11	W	D		W	D	
12	W	D	C	W	D	C
13	W	D		W	D	
14	W	D		W	D	
15	W		C, N	W		C, N

W = once per day before dosing (9 ~ 10 AM).

D = once per day (9 ~ 10 AM).

C = changing/sampling cotton ball after surface washing before topical dosing.

N = Nail sampling.

Washing procedure

[0335] Surface washing was started in morning 10 min prior to next dosing, the surface of the nail was washed with cotton tips in a cycle, as follows:

- a tip wetted with absolute ethanol, then
- a tip wetted with absolute ethanol, then
- a tip wetted with 50% IVORY liquid soap, then
- a tip wetted with distilled water, then
- a final tip wetted with distilled water.

[0336] The washing samples from each cycle of each nail were pooled and collected by breaking off the cotton tip into scintillation glass vials. Aliquots of 3.0 mL methanol were added into each vial to extract test material. The radioactivity of each sample was measured in a liquid scintillation counter.

Incubation System

[0337] A Teflon one-chamber diffusion cell (PermeGear, Inc., Hellertown, PA) was used to hold each nail. To approximate physiological conditions, a small cotton

ball wetted with 0.1 mL normal saline was placed in the chamber to serve as a nail bed and provide moisture for the nail plate. Every 3 days, 0.1 mL normal saline was injected through the inlet into the chamber to keep the cotton ball wet. The nail plate was placed on a ledge inside the receptor (1.0 cm in diameter and 0.5 cm high). The ventral (inner) surface of the nail was placed face down and rested on the wet cotton ball. The cells were placed on a platform in a large glass holding tank filled with saturated sodium phosphate solution to keep the cells at a constant humidity of 40%.

Sampling Instrument

[0338] The nail sampling instrument had two parts, a nail sample stage and a drill. The nail sampling stage consists of a copper nail holder, three adjustments, and a nail powder capture. Three adjustments allow movement in vertical direction. The first coarse adjustment (on the top) was for changing the copper cell and taking powder samples from the capture. The other two adjustments (lower) were for sampling process. The second coarse adjustment allowed movement of 25 mm and the fine adjustment provides movement of 0.20 mm. The nail powder capture was located between the copper cell and the cutter. The inner shape of the capture was inverted funnel and the end of funnel connects to a vacuum. By placing a circle filter paper inside of the funnel, the nail powder samples were captured on the filter paper during the sampling process.

Sampling Procedure

[0339] After completion of the incubation phase, the nail plate was transferred from the diffusion cell to a clean copper nail holder for sampling process. The nail plate was inverted so that the ventral (nail bed) surface now faced up and the dorsal (outer) dosed surfaced faced down. The copper nail holder has an opening as it sits on top of the stage. When the sampling process initiated, the coarse adjustment was adjusted to move the position of the stage until the nail plate was just touching the tip of the cutter. Then the drill was turned on and the fine adjustment was turned to push the stage closer to the drill, removing a nail core sample. After the above process, approximate 0.40 - 0.50 mm in depth and 7.9 mm in diameter nail pulverized samples were harvested from the center of the ventral (nail bed) surface of the nail.

[0340] The powdered nail samples were collected into a glass scintillation vial and weighted. Aliquots of 5.0 mL Packard soluene-350 (Packard Instrument

Company, Meriden, CT) was added to the scintillation vial to dissolve the powder. The upper part, the intermediate and dorsal layers of the center of the nail, including the area of application of the dose was cut in the same diameter as the sampled area and was then placed into a glass scintillation vial with 5.0 mL packard soluene-350. The rest of the nail was also placed in a glass scintillation vial with 5.0 mL packard soluene-350.

[0341] The amount of nail sample removed was measured by the difference in weight of the nail plate before and after drilling, and collecting the core of powder.

Radioactivity Measurement

[0342] All radioactivity measurements were conducted with a Model 1500 Liquid Scintillation Counter (Packard Instrument Company, Downer Grove, IL). The counter was audited for accuracy using sealed samples of quenched and unquenched standards as detailed by the instrument manual. The ^{14}C counting efficiency is equal to or greater than 95%. All nail samples pre-treated with packard soluene-350 were incubated at 40 °C for 48 hours followed by the addition of 10 mL scintillation cocktail (HIONIC-FLUOR, Packard Instrument Company, Meriden, CT). Other samples (standard dose, surface washing, and bedding material) were mixed directly with Universal ES scintillation cocktail (ICN Biomedicals, Costa Mesa, CA). Background control and test samples were counted for 3 minutes each for radioactivity.

Data Analysis

[0343] All sample counts (expressed as dpm) were transcribed by hand to a computerized spreadsheet (Microsoft Excel). The individual and mean (\pm S.D.) amount of test chemical equivalent in nail, bedding material, and wash samples are presented as dpm, μCi , percent administered dose, and mg equivalent at each time point. The concentration of ^{14}C -labeled test chemicals were calculated from the value based on the specific activity of each [^{14}C]-test chemical. The information of concentration of non-labeled test chemical in the topical formulation was obtained from the manufactures. Total concentration of test chemical equivalent is the sum of the concentration of ^{14}C -labeled test chemical and the concentration of non-labeled test chemical. The value of total amount of test chemical equivalent in each nail sample was calculated from those values based on radioactivity of the sample and the

ratio of total mg test chemical equivalent and radioactivity of the test chemical. The data was further normalized by dividing with the weight of the sample. Statistical significant of nail samples from every two groups was analyzed by student t-test.

Terminology

[0344] Ventral / intermediate center: Powdered nail sample drilled from the center of the inner surface (facing the nail bed) approximately 0.3 - 0.5 mm in depth to the surface. The area is beneath the dosed site of the nail plate but does not include dosed surface (dorsal nail surface).

[0345] Dorsal / intermediate center: Immediate area of dosed site.

[0346] Remainder nail: The remaining part of the nail that has not been dosed.

[0347] Supporting bed: The cotton ball placed within the Teflon chamber of the diffusion cell to provide moisture to the nail plate and also to receive chemicals penetrating through the nail plate.

[0348] Surfacing washing: Ethanol (or other organic solvents) and soap/water washing on the surface of the dosed site.

[0349] Ring: A plastic ring placed on the top of the nail plate to prevent leakage from the dose site onto rest of the nail plate or inside of the cell chamber.

[0350] Cell washing: Ethanol (or other organic solvents) and soap / water wash of the inside of the diffusion cell.

RESULTS

Characteristics of Nail Samples

[0351] For both groups (Group A group and Group C) the thickness of whole nail plate, the depth of the ventral surface core sample removed by cutter, the percentage of the whole nail thickness, and the actual weight of powdered nail sample were collected. No statistical difference is found between two groups ($P > 0.05$).

Weight Normalized C10 and Ciclopirox Equivalent in Nail

[0352] **FIG. 3** shows summarized normalized drug equivalents in each part (layer) of nail samples. After weight normalization, the concentration of **C10** equivalent in dorsal/intermediate center, ventral/intermediate center, and remainder nail samples was significantly higher than that of ciclopirox equivalent ($p \leq 0.002$).

C10 and Ciclopirox Equivalent in Cotton Ball Nail Supporting Bed

[0353] FIG. 4 shows summarized C10 and ciclopirox equivalent in supporting bed cotton ball samples. Similar to weight normalized C10 equivalent in the nail plate samples, absolute amount of C10 equivalent per cotton ball sample in group A (after 14 day dosing) was significantly higher than that of ciclopirox in group C ($p \leq 0.004$). The difference of these two test chemicals was 250 times.

Mass Balance of Radioactivity of [¹⁴C]-C10 and [¹⁴C]-Ciclopirox after 14-day Treatment

[0354] Table 5 shows summarized radioactive recovery from washing, nail samples, and supporting bed cotton ball samples. Cumulative radioactivity recoveries of carbon-14 were 88 ± 9.21 , and 89 ± 1.56 percent of applied dose in group A, and group C, respectively. 88% of the radiolabeled material was accounted for.

CONCLUSION

[0355] In this study, penetration rate of [¹⁴C]-C10 in Anacor topical formulation and [¹⁴C]-ciclopirox (8% w/w in commercial lacquer) into human nail with four different dosing and washing methods was studied.

[0356] Results show that much more amount of [¹⁴C]-C10 penetrating into the deeper parts of the nail when compared with [¹⁴C]-ciclopirox. Tables 3 and 4 show that the amount of [¹⁴C]-C10 equivalent in ventral/intermediate center of the nail layer and cotton ball supporting bed in the group A was statistically higher ($p \leq 0.002$) than group C after a 14-day dosing period.

EXAMPLE 19

Determination of Penetration of C10 into the Human Nail

[0357] The aim of the current study was to assess and compare the perungual absorption of C10 in a simple vehicle using MedPharm's TurChub® model (see <http://www.medpharm.co.uk>; specifically <http://www.medpharm.co.uk/downloads/Skin%20and%20nail%20dec%202003.pdf>; viewed February 14, 2006). in a full scale experiment. Six replicates involving C10 were conducted and Formulations Y (8% ciclopirox w/w in commercial lacquer) and Z (Loceryl, 5% amorolfine w/v in commercial lacquer) were used as the reference formulations.

[0358] The following materials were used in these experiments. These materials were used without any modifications.

[0359] A dose of 40 $\mu\text{L}/\text{cm}^2$ of the test compound **C10** in 50:50 propylene glycol:ethyl acetate was applied to a full thickness nail sample each day over a total duration of five days. Both the reference formulations were also applied at the same dose.

TurChub® Zone of Inhibition Experiment

[0360] Placebo, test item **C10** in vehicle and the reference formulations Y and Z were tested for their inhibition of *Trichophyton rubrum* (*T. rubrum*) growth after penetration through a full thickness human nail using a zone of inhibition measurement.

Formulation efficacy testing

[0361] **FIGs. 5-9** show the results obtained from the TurChub zone of inhibition assays. It can be observed that **C10** is a potent antifungal agent, which can penetrate through a full thickness nail to elicit its effect against the target organism *T. rubrum*. No zones of inhibition were observed with reference formulations Y and Z or with the placebo for **C10**. The experiment using **C10** was repeated for a second time to confirm the result and it can be observed from **FIGs. 6 and 7** that **C10** shows zones of inhibition of 100%, 67%, 46%, 57%, 38% and 71% in the first experiment and 74%, 86%, 100%, 82%, 100% and 84% in the second experiment. The measurement was taken from the nail to the first point of growth observed.

[0362] From the results obtained using MedPharm's TurChub zone of inhibition assay as a test system, the test item **C10** was found to be a powerful antifungal agent and demonstrated superior results vs. the commercial reference formulations Y and Z. From these experiments it appears that the compound is permeating through a full thickness nail barrier to exhibit the antifungal activity.

EXAMPLE 20

Determination of Penetration of C10 into the Human Nail: Dose Response

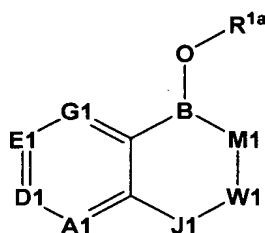
[0363] The optimal dose-response range for penetration into the human nail was determined to be between 1% and 15%. The experiments to determine the optimal dose-response was conducted as follows.

[0364] Tests at different test compound concentrations were conducted on nails derived from the same cadaver. Cadaver nails were hydrated overnight, cut into 4 equally sized squares and placed onto individual poloxomer supports. Test articles were formulated in a lacquer at 1%, 2.5%, 5%, 7.5%, 10% and 15% w/v. A 40 $\mu\text{L}/\text{cm}^2$ dose is applied to the center of the nail piece and the nails are left for 24 hrs. Nails are removed from the poloxomer support. Poloxomer support is analyzed for quantity of compound using LC/MS/MS.

[0365] It is understood that the examples and embodiments described herein are for illustrative purposes only and that various modifications or changes in light thereof will be suggested to persons skilled in the art and are to be included within the spirit and purview of this application and scope of the appended claims. All publications, patents, and patent applications cited herein are hereby incorporated by reference in their entirety for all purposes.

WHAT IS CLAIMED IS:

1 1. A compound having a structure according to Formula I:



(I)

2
3 wherein

4 B is boron;

5 R^{1a} is a member selected from a negative charge, a salt counterion, H,
6 substituted or unsubstituted alkyl, substituted or unsubstituted
7 heteroalkyl, substituted or unsubstituted cycloalkyl, substituted or
8 unsubstituted heterocycloalkyl, substituted or unsubstituted aryl, and
9 substituted or unsubstituted heteroaryl;

10 M1 is a member selected from oxygen, sulfur and NR^{2a};

11 wherein

12 R^{2a} is a member selected from H, substituted or unsubstituted alkyl,
13 substituted or unsubstituted heteroalkyl, substituted or
14 unsubstituted cycloalkyl, substituted or unsubstituted
15 heterocycloalkyl, substituted or unsubstituted aryl, and
16 substituted or unsubstituted heteroaryl;

17 J1 is a member selected from (CR^{3a}R^{4a})_{n1} and CR^{5a}

18 wherein

19 R^{3a}, R^{4a}, and R^{5a} are members independently selected from H,
20 substituted or unsubstituted alkyl, substituted or unsubstituted
21 heteroalkyl, substituted or unsubstituted cycloalkyl, substituted
22 or unsubstituted heterocycloalkyl, substituted or unsubstituted
23 aryl, and substituted or unsubstituted heteroaryl; and

24 n1 is an integer selected from 0 to 2;

25 W1 is a member selected from C=O (carbonyl), (CR^{6a}R^{7a})_{m1} and CR^{8a};

26 R^{6a}, R^{7a}, and R^{8a} are members independently selected from H,
27 substituted or unsubstituted alkyl, substituted or unsubstituted
28 heteroalkyl, substituted or unsubstituted cycloalkyl, substituted

29 or unsubstituted heterocycloalkyl, substituted or unsubstituted
30 aryl, and substituted or unsubstituted heteroaryl;

31 m1 is an integer selected from 0 and 1;

32 A1 is a member selected from CR^{9a} and N;

33 D1 is a member selected from CR^{10a} and N;

34 E1 is a member selected from CR^{11a} and N;

35 G1 is a member selected from CR^{12a} and N;

36 wherein

37 R^{9a}, R^{10a}, R^{11a} and R^{12a} are members independently selected from H,
38 OH, NH₂, SH, substituted or unsubstituted alkyl, substituted or
39 unsubstituted heteroalkyl, substituted or unsubstituted
40 cycloalkyl, substituted or unsubstituted heterocycloalkyl,
41 substituted or unsubstituted aryl, and substituted or
42 unsubstituted heteroaryl;

43 the combination of nitrogens (A1 + D1 + E1 + G1) is an integer
44 selected from 0 to 3;

45 wherein

46 a member selected from R^{3a}, R^{4a} and R^{5a} and a member selected from
47 R^{6a}, R^{7a} and R^{8a}, together with the atoms to which they are
48 attached, are optionally joined to form a 4 to 7 membered ring;

49 R^{3a} and R^{4a}, together with the atoms to which they are attached, are
50 optionally joined to form a 4 to 7 membered ring;

51 R^{6a} and R^{7a}, together with the atoms to which they are attached, are
52 optionally joined to form a 4 to 7 membered ring;

53 R^{9a} and R^{10a}, together with the atoms to which they are attached, are
54 optionally joined to form a 4 to 7 membered ring;

55 R^{10a} and R^{11a}, together with the atoms to which they are attached, are
56 optionally joined to form a 4 to 7 membered ring;

57 R^{11a} and R^{12a}, together with the atoms to which they are attached, are
58 optionally joined to form a 4 to 7 membered ring;

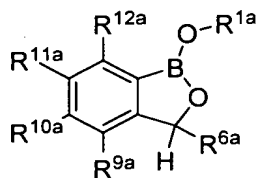
59 with the proviso that when M1 is oxygen, W1 is a member selected from

60 (CR^{3a}R^{4a})_{n1}, wherein n1 is 0, J1 is a member selected from

61 (CR^{6a}R^{7a})_{m1}, wherein m1 is 1, A1 is CR^{9a}, D1 is CR^{10a}, E1 is CR^{11a}, G1
62 is CR^{12a}, then R^{9a} is not halogen, methyl, ethyl, or optionally joined

63 with R^{10a} to a form phenyl ring; R^{10a} is not unsubstituted phenoxy,
 64 C(CH₃)₃, halogen, CF₃, methoxy, ethoxy, or optionally joined with R^{9a}
 65 to form a phenyl ring; R^{11a} is not halogen or optionally joined with R^{10a}
 66 to form a phenyl ring; and R^{12a} is not halogen;
 67 with the further proviso that when M1 is oxygen, W1 is a member selected
 68 from (CR^{3a}R^{4a})_{n1}, wherein n1 is 0, J1 is a member selected from
 69 (CR^{6a}R^{7a})_{m1}, wherein m1 is 1, A1 is CR^{9a}, D1 is CR^{10a}, E1 is CR^{11a}, G1
 70 is CR^{12a}, then neither R^{6a} nor R^{7a} are halophenyl;
 71 with the further proviso that when M1 is oxygen, W1 is a member selected
 72 from (CR^{3a}R^{4a})_{n1}, wherein n1 is 0, J1 is a member selected from
 73 (CR^{6a}R^{7a})_{m1}, wherein m1 is 1, A1 is CR^{9a}, D1 is CR^{10a}, E1 is CR^{11a}, G1
 74 is CR^{12a}, and R^{9a}, R^{10a} and R^{11a} are H, then R^{6a}, R^{7a} and R^{12a} are not H;
 75 with the further proviso that when M1 is oxygen n1 is 1, J1 is a member
 76 selected from (CR^{6a}R^{7a})_{m1}, wherein m1 is 0, A1 is CR^{9a}, D1 is CR^{10a},
 77 E1 is CR^{11a}, G1 is CR^{12a}, R^{9a} is H, R^{10a} is H, R^{11a} is H, R^{6a} is H, R^{7a} is
 78 H, R^{12a} is H, then W1 is not C=O (carbonyl);
 79 with the further proviso that when M1 is oxygen, W1 is CR^{5a}, n1 is 1, J1 is
 80 CR^{8a}, m1 is 1, A1 is CR^{9a}, D1 is CR^{10a}, E1 is CR^{11a}, G1 is CR^{12a}, R^{6a},
 81 R^{7a}, R^{9a}, R^{10a}, R^{11a} and R^{12a} are H, then R^{5a} and R^{8a}, together with the
 82 atoms to which they are attached, do not form a phenyl ring.

1 2. The compound of claim 1, having a structure according to
 2 Formula (Ia):



(Ia)

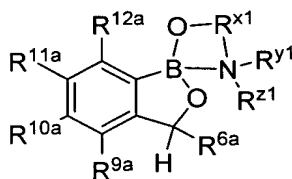
3
 4 wherein

5 R^{9a}, R^{10a}, R^{11a} and R^{12a} are members independently selected from H,
 6 substituted or unsubstituted alkyl, substituted or unsubstituted
 7 heteroalkyl, substituted or unsubstituted cycloalkyl, substituted or
 8 unsubstituted heterocycloalkyl, substituted or unsubstituted aryl, and
 9 substituted or unsubstituted heteroaryl; and

10 wherein

11 R^{9a} and R^{10a} , together with the atoms to which they are attached, are
 12 optionally joined to form a 4 to 7 membered ring;
 13 R^{10a} and R^{11a} , together with the atoms to which they are attached, are
 14 optionally joined to form a 4 to 7 membered ring; and
 15 R^{11a} and R^{12a} , together with the atoms to which they are attached, are
 16 optionally joined to form a 4 to 7 membered ring
 17 with the proviso that R^{9a} is not halogen, methyl, ethyl, or optionally joined
 18 with R^{10a} to form a 4 to 7 membered ring;
 19 with the proviso that R^{10a} is not unsubstituted phenoxy, $C(CH_3)_3$, halogen,
 20 CF_3 , methoxy, ethoxy, optionally joined with R^9 to form a 4 to 7
 21 membered ring, or optionally joined with R^{11} to form a 4 to 7
 22 membered ring;
 23 with the proviso that R^{11a} is not halogen or optionally joined with R^{10} to form
 24 a 4 to 7 membered ring;
 25 with the proviso that R^{12a} is not halogen.

1 3. The compound of claim 2, having a structure according to
 2 Formula (Ib):



(Ib)

3
 4 wherein
 5 B is boron;
 6 R^{x1} is a member selected from substituted or unsubstituted C_1-C_5 alkyl,
 7 substituted or unsubstituted C_1-C_5 heteroalkyl;
 8 R^{y1} and R^{z1} are members independently selected from H, substituted or
 9 unsubstituted alkyl, substituted or unsubstituted heteroalkyl,
 10 substituted or unsubstituted cycloalkyl, substituted or unsubstituted
 11 heterocycloalkyl, substituted or unsubstituted aryl, and substituted or
 12 unsubstituted heteroaryl;
 13 R^{6a} are members independently selected from H, substituted or unsubstituted
 14 alkyl, substituted or unsubstituted heteroalkyl, substituted or
 15 unsubstituted cycloalkyl, substituted or unsubstituted heterocycloalkyl,

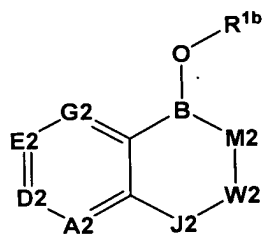
16 substituted or unsubstituted aryl, and substituted or unsubstituted
17 heteroaryl; and
18 R^{9a} , R^{10a} , R^{11a} and R^{12a} are members independently selected from H,
19 substituted or unsubstituted alkyl, substituted or unsubstituted
20 heteroalkyl, substituted or unsubstituted cycloalkyl, substituted or
21 unsubstituted heterocycloalkyl, substituted or unsubstituted aryl, and
22 substituted or unsubstituted heteroaryl; and

23 wherein

24 R^{11a} and R^{12a} , together with the atoms to which they are attached, are
25 optionally joined to form a 4 to 7 membered ring
26 with the proviso that when R^{9a} , R^{11a} and R^{12a} are H, R^{10a} is not H, halogen,
27 unsubstituted phenoxy or t-butyl
28 with the further proviso that when R^{9a} is H, R^{10a} and R^{11a} together with the
29 atoms to which they are attached, are not joined to form a phenyl ring;
30 with the further proviso that when R^{11a} is H, R^{9a} and R^{10a} together with the
31 atoms to which they are attached, are not joined to form a phenyl ring.

1 4. A pharmaceutical formulation comprising:

- 2 (a) a pharmaceutically acceptable excipient; and
3 (b) a compound having a structure according to Formula II:



(II)

4
5 wherein

6 B is boron;

7 R^{1b} is a member selected from a negative charge, a salt counterion, H,
8 substituted or unsubstituted alkyl, substituted or unsubstituted
9 heteroalkyl, substituted or unsubstituted cycloalkyl, substituted or
10 unsubstituted heterocycloalkyl, substituted or unsubstituted aryl, and
11 substituted or unsubstituted heteroaryl;

12 M2 is a member selected from oxygen, sulfur and NR^{2b}

13 wherein
14 R^{2b} is a member selected from H, substituted or unsubstituted alkyl,
15 substituted or unsubstituted heteroalkyl, substituted or
16 unsubstituted cycloalkyl, substituted or unsubstituted
17 heterocycloalkyl, substituted or unsubstituted aryl, and
18 substituted or unsubstituted heteroaryl;

19 J2 is a member selected from $(CR^{3b}R^{4b})_{n2}$ and CR^{5b}

20 wherein

21 R^{3b} , R^{4b} , and R^{5b} are members independently selected from H, OH,
22 NH_2 , SH, substituted or unsubstituted alkyl, substituted or
23 unsubstituted heteroalkyl, substituted or unsubstituted
24 cycloalkyl, substituted or unsubstituted heterocycloalkyl,
25 substituted or unsubstituted aryl, and substituted or
26 unsubstituted heteroaryl;

27 $n2$ is an integer selected from 0 to 2;

28 W2 is a member selected from C=O (carbonyl), $(CR^{6b}R^{7b})_{m2}$ and CR^{8b}

29 wherein

30 R^{6b} , R^{7b} , and R^{8b} are members independently selected from H, OH,
31 NH_2 , SH, substituted or unsubstituted alkyl, substituted or
32 unsubstituted heteroalkyl, substituted or unsubstituted
33 cycloalkyl, substituted or unsubstituted heterocycloalkyl,
34 substituted or unsubstituted aryl, and substituted or
35 unsubstituted heteroaryl;

36 $m2$ is an integer selected from 0 and 1;

37 A2 is a member selected from CR^{9b} and N;

38 D2 is a member selected from CR^{10b} and N;

39 E2 is a member selected from CR^{11b} and N;

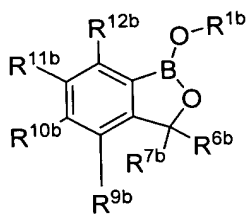
40 G2 is a member selected from CR^{12b} and N;

41 wherein

42 R^{9b} , R^{10b} , R^{11b} and R^{12b} are members independently selected from H,
43 OH, NH_2 , SH, substituted or unsubstituted alkyl, substituted or
44 unsubstituted heteroalkyl, substituted or unsubstituted
45 cycloalkyl, substituted or unsubstituted heterocycloalkyl,
46 substituted or unsubstituted aryl, and substituted or

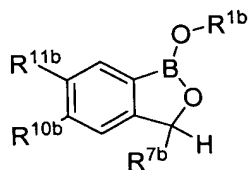
47 unsubstituted heteroaryl;
 48 the combination of nitrogens (A2 + D2 + E2 + G2) is an integer
 49 selected from 0 to 3;
 50 a member selected from R^{3b}, R^{4b} and R^{5b} and a member selected from R^{6b}, R^{7b}
 51 and R^{8b}, together with the atoms to which they are attached, are
 52 optionally joined to form a 4 to 7 membered ring;
 53 R^{3b} and R^{4b}, together with the atoms to which they are attached, are optionally
 54 joined to form a 4 to 7 membered ring;
 55 R^{6b} and R^{7b}, together with the atoms to which they are attached, are optionally
 56 joined to form a 4 to 7 membered ring;
 57 R^{9b} and R^{10b}, together with the atoms to which they are attached, are
 58 optionally joined to form a 4 to 7 membered ring;
 59 R^{10b} and R^{11b}, together with the atoms to which they are attached, are
 60 optionally joined to form a 4 to 7 membered ring;
 61 R^{11b} and R^{12b}, together with the atoms to which they are attached, are
 62 optionally joined to form a 4 to 7 membered ring.

1 5. The pharmaceutical formulation of claim 4, wherein said
 2 compound has a structure according to Formula (IIa):



3 (IIa).

1 6. The pharmaceutical formulation of claim 4, wherein said
 2 compound has a structure according to Formula (IIb):



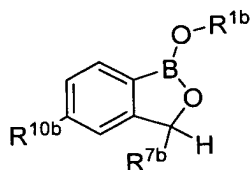
3 (IIb)

4 wherein

5 R^{7b} is a member selected from H, methyl, ethyl and phenyl;
 6 R^{10b} is a member selected from H, halogen, substituted or unsubstituted
 7 phenoxy, substituted or unsubstituted phenylalkoxy, substituted or

8 unsubstituted phenylthio and substituted or unsubstituted
9 phenylalkylthio; and
10 R^{11b} is a member selected from H, OH, methyl, substituted or unsubstituted
11 phenoxy, substituted or unsubstituted phenylalkyloxy, substituted or
12 unsubstituted phenylthio and substituted or unsubstituted
13 phenylalkylthio.

1 7. The pharmaceutical formulation of claim 4, wherein said
2 compound has a structure according to Formula (IIc):

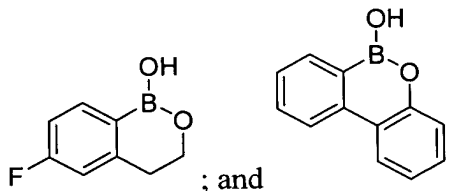


3 (IIc)

4 wherein

5 R^{10b} is a member selected from H, halogen, CN and substituted or
6 unsubstituted C_{1-4} alkyl.

1 8. The pharmaceutical formulation of claim 4, wherein said
2 compound has a structure which is a member selected from:



1 9. The pharmaceutical formulation of claim 6, wherein R^{1b} is a
2 member selected from a negative charge, H and a salt counterion.

1 10. The pharmaceutical formulation of claim 9, wherein R^{10b} and
2 R^{11b} are H.

1 11. The pharmaceutical formulation of claim 6, wherein one
2 member selected from R^{10b} and R^{11b} is H and the other member selected from R^{10b}
3 and R^{11b} is a member selected from halo, methyl, cyano, methoxy, hydroxymethyl and
4 p-cyanophenoxy.

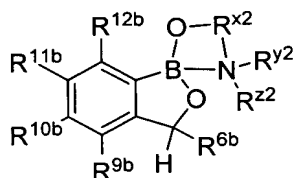
1 **12.** The pharmaceutical formulation of claim 6, wherein R^{10b} and
2 R^{11b} are members independently selected from fluoro, chloro, methyl, cyano,
3 methoxy, hydroxymethyl, and p-cyanophenyl.

1 **13.** The pharmaceutical formulation of claim 6, wherein R^{1b} is a
2 member selected from a negative charge, H and a salt counterion; R^{7b} is H; R^{10b} is F
3 and R^{11b} is H.

1 **14.** The pharmaceutical formulation of claim 6, wherein R^{1b} is a
2 member selected from a negative charge, H and a salt counterion; R^{7b} is H; R^{10b} is 4-
3 cyanophenoxy and R^{11b} is H.

1 **15.** The pharmaceutical formulation of claim 4, wherein R^{11b} and
2 R^{12b}, along with the atoms to which they are attached, are joined to form a phenyl
3 group.

1 **16.** The pharmaceutical formulation of claim 4, wherein said
2 compound has a structure according to Formula (IId):



(IId)

3
4 wherein

5 B is boron;

6 R^{x2} is a member selected from substituted or unsubstituted C₁-C₅ alkyl and
7 substituted or unsubstituted C₁-C₅ heteroalkyl;

8 R^{Y2} and R^{Z2} are members independently selected from H, substituted or
9 unsubstituted alkyl, substituted or unsubstituted heteroalkyl,
10 substituted or unsubstituted cycloalkyl, substituted or
11 unsubstituted heterocycloalkyl, substituted or unsubstituted
12 aryl, and substituted or unsubstituted heteroaryl.

1 **17.** The pharmaceutical formulation of claim 4, wherein said
2 excipient is a pharmaceutically acceptable topical carrier.

1 **18.** The pharmaceutical formulation of claim **4**, wherein said
2 compound is present in said pharmaceutical formulation in a concentration of from
3 about 1% to about 10%.

1 **19.** A method for killing a microorganism or inhibiting the growth
2 of a microorganism, comprising contacting said microorganism with a therapeutically
3 effective amount of a compound according to claim **1**.

1 **20.** The method of claim **19**, wherein said microorganism is a
2 fungus.

1 **21.** The method of claim **19**, wherein said fungus is a member
2 selected from *Candida* species, *Trichophyton* species, *Microsporium* species,
3 *Aspergillus* species, *Cryptococcus* species, *Blastomyces* species, *Coccidioides*
4 species, *Histoplasma* species, *Paracoccidioides* species, *Phycomycetes* species,
5 *Malassezia* species, *Fusarium* species, *Epidermophyton* species, *Scytalidium* species,
6 *Scopulariopsis* species, *Alternaria* species, *Penicillium* species, *Phialophora* species,
7 *Rhizopus* species, *Scedosporium* species and *Zygomycetes* class.

1 **22.** The method of claim **19**, wherein said fungus is a member
2 selected from dermatophytes, *Trichophyton*, *Microsporum*, *Epidermophyton* and
3 yeast-like fungi.

1 **23.** A method for killing a microorganism or inhibiting the growth
2 of a microorganism, comprising contacting said microorganism with a therapeutically
3 effective amount of a pharmaceutical formulation according to claim **4**.

1 **24.** The method of claim **23**, wherein said microorganism is a
2 fungus.

1 **25.** The method of claim **23**, wherein said fungus is a member
2 selected from *Candida* species, *Trichophyton* species, *Microsporium* species,
3 *Aspergillus* species, *Cryptococcus* species, *Blastomyces* species, *Coccidioides*
4 species, *Histoplasma* species, *Paracoccidioides* species, *Phycomycetes* species,
5 *Malassezia* species, *Fusarium* species, *Epidermophyton* species, *Scytalidium* species,

6 *Scopulariopsis* species, *Alternaria* species, *Penicillium* species, *Phialophora* species,
7 *Rhizopus* species, *Scedosporium* species and *Zygomycetes* class.

1 **26.** The method of claim **23**, wherein said fungus is a member
2 selected from dermatophytes, *Trichophyton*, *Microsporum*, *Epidermophyton* and
3 yeast-like fungi.

1 **27.** A method of treating or preventing an infection in an animal,
2 said method comprising administering to the animal a therapeutically effective
3 amount of the compound according to claim **1**.

1 **28.** The method of claim **27**, wherein said infection is a member
2 selected from a systemic infection, a cutaneous infection, and an ungual or periungual
3 infection.

1 **29.** The method of claim **27**, wherein said infection is a member
2 selected from chloronychia, paronychias, erysipeloid, onychorrhaxis, gonorrhea,
3 swimming-pool granuloma, larva migrans, leprosy, Orf nodule, milkers' nodules,
4 herpetic whitlow, acute bacterial perionyxis, chronic perionyxis, sporotrichosis,
5 syphilis, tuberculosis verrucosa cutis, tularemia, tungiasis, peri- and subungual warts,
6 zona, nail dystrophy (trachyonychia), dermatological diseases, psoriasis, pustular
7 psoriasis, alopecia aerata, parakeratosis pustulosa, contact dermatosis, Reiter's
8 syndrome, psoriasiform acral dermatitis, lichen planus, idiopathy atrophy in the nails,
9 lichen nitidus, lichen striatus, inflammatory linear verrucous epidermal naevus
10 (ILVEN), alopecia, pemphigus, bullous pemphigoid, acquired epidermolysis bullosa,
11 Darier's disease, pityriasis rubra pilaris, palmoplantar keratoderma, contact eczema,
12 polymorphic erythema, scabies, Bazex syndrome, systemic scleroderma, systemic
13 lupus erythematosus, chronic lupus erythematosus, dermatomyositis, Sporotrichosis,
14 Mycotic keratitis, Extension oculomycosis, Endogenous oculomycosis, Lobomycosis,
15 Mycetoma, Piedra, Pityriasis versicolor, Tinea corporis, Tinea cruris, Tinea pedis,
16 Tinea barbae, Tinea capitis, Tinea nigra, Otomycosis, Tinea favosa, Chromomycosis,
17 and Tinea Imbricata.

1 **30.** The method of claim **27**, wherein said infection is
2 onychomycosis.

1 **31.** The method of claim 27, wherein said animal is a member
2 selected from a human, cattle, goat, pig, sheep, horse, cow, bull, dog, guinea pig,
3 gerbil, rabbit, cat, chicken and turkey.

1 **32.** A method of treating or preventing an infection in an animal,
2 said method comprising administering to the animal a therapeutically effective
3 amount of the pharmaceutical formulation according to claim 4.

1 **33.** The method of claim 32, wherein said infection is a member
2 selected from a systemic infection and an ungual or periungual infection.

1 **34.** The method of claim 32, wherein said infection is a member
2 selected from chloronychia, paronychias, erysipeloid, onychorrhhexis, gonorrhoea,
3 swimming-pool granuloma, larva migrans, leprosy, Orf nodule, milkers' nodules,
4 herpetic whitlow, acute bacterial perionyx, chronic perionyx, sporotrichosis,
5 syphilis, tuberculosis verrucosa cutis, tularemia, tungiasis, peri- and subungual warts,
6 zona, nail dystrophy (trachyonychia), dermatological diseases, psoriasis, pustular
7 psoriasis, alopecia aerata, parakeratosis pustulosa, contact dermatosis, Reiter's
8 syndrome, psoriasiform acral dermatitis, lichen planus, idiopathy atrophy in the nails,
9 lichen nitidus, lichen striatus, inflammatory linear verrucous epidermal naevus
10 (ILVEN), alopecia, pemphigus, bullous pemphigoid, acquired epidermolysis bullosa,
11 Darier's disease, pityriasis rubra pilaris, palmoplantar keratoderma, contact eczema,
12 polymorphic erythema, scabies, Bazex syndrome, systemic scleroderma, systemic
13 lupus erythematosus, chronic lupus erythematosus, dermatomyositis, Sporotrichosis,
14 Mycotic keratitis, Extension oculomycosis, Endogenous oculomycosis, Lobomycosis,
15 Mycetoma, Piedra, Pityriasis versicolor, Tinea corporis, Tinea cruris, Tinea pedis,
16 Tinea barbae, Tinea capitis, Tinea nigra, Otomycosis, Tinea favosa, Chromomycosis,
17 and Tinea Imbricata.

1 **35.** The method of claim 32, wherein said infection is
2 onychomycosis.

1 **36.** The method of claim 32, wherein said animal is a member
2 selected from a human, cattle, goat, pig, sheep, horse, cow, bull, dog, guinea pig,
3 gerbil, rabbit, cat, chicken and turkey.

- 1 **37.** A method for synthesizing the compound of claim 1.
- 1 **38.** A method for synthesizing the pharmaceutical formulation of
2 claim 4.
- 1 **39.** A method of delivering a compound from the dorsal layer of
2 the nail plate to the nail bed, said method comprising:
3 contacting said cell with a compound capable of penetrating the nail plate,
4 under conditions sufficient to penetrate said nail plate,
5 wherein
6 said compound has a molecular weight of between about 100 and
7 about 200 Da;
8 said compound has a log P value of between about 1.0 and about 2.6;
9 said compound has a water solubility greater than about 0.1 mg/mL
10 octanol/saturated water
11 thereby delivering said compound.

BORON-CONTAINING SMALL MOLECULES

ABSTRACT OF THE DISCLOSURE

This invention relates to compounds useful for treating fungal infections, more specifically topical treatment of onychomycosis and/or cutaneous fungal infections. This invention is directed to compounds that are active against fungi and have properties that allow the compound, when placed in contact with a patient, to reach the particular part of the skin, nail, hair, claw or hoof infected by the fungus. In particular the present compounds have physiochemical properties that facilitate penetration of the nail plate.

1-SF/7342918.1

FIGURE 1A

	MIC (ug/mL)							
	C. albicans ATCC 90028	C. albicans F56	C. neoformans F285	A. fumigatus ATCC 13073	T. mentagrophytes F311	S. cerevisiae ANA309	T. rubrum F296	T. rubrum F296 w/ 5% keratin
C1	1	2	2	1	2	0.5	1	1
C2	2	0.5	1	2	4		8	8
C3	16	32	32	16	16	4	32	
C4	64	64	> 64	32	32	8	32	
C5	4	8	2	2	4	0.25	4	
C6	8	16	8	16	16	64	16	
C7	> 64	> 64	> 64	> 64	32	4	64	
C8	2	2	8	2	4	2	8	
C9	> 64	> 64	> 64	> 64	64	>64	64	

FIGURE 1B

C10	0.5	0.5	0.25	0.25	≤ 0.5	< 0.06	1	2
C11	32	32	32	32	2	2	4	
C12	256					> 64		
C13	16					2	16	
C16	32					8	16	
C17	64	64	64	16	4	16	8	
C18						2		
C19						0.5	8	
C20						8		
C21						4		
C22						> 64		
C23						> 64		

FIGURE 1C

C24						16		
C25						>64		
C26						>64		
C27						>64		
C28						<0.06	4	
C31						8		

EXAMPLE 2A

Fungus	Broth used	MIC ($\mu\text{g/mL}$)				
		(C10)	Ciclopirox	Terbinafine	Fluconazole	Itraconazole
<i>A. fumigatus</i> ATCC 13073	RPMI	0.25	nt	nt	>64	0.25
<i>C. albicans</i> ATCC 90028	RPMI	1	0.5	nt	0.25	≤ 0.12
<i>C. albicans</i> F56	RPMI	0.5	nt	nt	>64	0.25
<i>C. glabrata</i> ATCC 90030	RPMI + MOPs	≤ 0.5	≤ 0.5	64	nt	≤ 0.5
<i>C. krusei</i> ATCC 44507	RPMI + MOPs	1	≤ 0.5	64	nt	≤ 0.5
<i>C. neoformans</i> F285	RPMI	0.25	nt	nt	2	≤ 0.12
<i>C. parapsilosis</i> ATCC 22019	RPMI + MOPs	≤ 0.5	≤ 0.5	≤ 0.5	nt	≤ 0.5
<i>C. tropicalis</i> ATCC 13803	RPMI + MOPs	≤ 0.5	≤ 0.5	256	nt	1
<i>E. floccosum</i> ATCC 52066	RPMI + MOPs	≤ 0.5	≤ 0.5	≤ 0.5	nt	≤ 0.5
<i>F. solani</i> ATCC 36031	RPMI + MOPs	≤ 0.5	4	64	nt	>256
<i>M. furfur</i> ATCC 44344	Urea	1	≤ 0.5	2	nt	≤ 0.5
<i>M. pachydermatis</i> ATCC 96746	Urea	1	≤ 0.5	≤ 0.5	nt	≤ 0.5
<i>M. sympodialis</i> ATCC 44031	Urea	1	≤ 0.5	≤ 0.5	nt	≤ 0.5
<i>M. audouinii</i> ATCC 42558	RPMI + MOPs	2	1	≤ 0.5	nt	≤ 0.5
<i>M. canis</i> ATCC 10214	RPMI + MOPs	2	≤ 0.5	≤ 0.5	nt	≤ 0.5
<i>M. gypseum</i> ATCC 24103	RPMI + MOPs	2	≤ 0.5	≤ 0.5	nt	≤ 0.5
<i>T. mentagrophytes</i> F311	RPMI + MOPs	1	0.5	≤ 0.5	32	≤ 0.12
<i>T. rubrum</i> F296	RPMI + MOPs	1	1	≤ 0.5	1	≤ 0.12
<i>T. rubrum</i> F296	RPMI + MOPS + 5% keratin powder	2	1	nt	1	nt
<i>T. tonsurans</i> ATCC 28942	RPMI + MOPs	2	≤ 0.5	≤ 0.5	nt	≤ 0.5

nt = not tested

EXAMPLE 2B

Fungus	Broth used*	MFC ($\mu\text{g/mL}$)			
		(C10)	Ciclopirox	Terbinafine	Itraconazole
<i>T. mentagrophytes</i> F311	RPMI + MOPs	16	1	≤ 0.5	4
<i>T. rubrum</i> F296	RPMI + MOPs	8	2	≤ 0.5	4

FIGURE 3

Nail Samples	<u>Radioactivity as mg Equivalent/g Nail Samples</u>		<i>P</i> value (<i>t</i> -test)
	Group A (C10)	Group C (Ciclopirox)	
Dorsal/intermediate center	25.65 ± 8.80	7.40 ± 3.47	0.0008
Ventral/intermediate center	20.46 ± 4.72	3.09 ± 2.07	0.0001
Remainder nail	26.06 ± 12.41	4.38 ± 2.73	0.0022

* The data represents the mean ± S.D. of each group (n = 6).

FIGURE 4

Sampling day	<u>Radioactivity as mg Equivalent/Samples*</u>		<i>P</i> -value (t-test)
	Group A (C10)	Group C (Ciclopirox)	
Day 3	0.0609 ± 0.0605	0.0011 ± 0.0020	0.0043
Day 6	0.1551 ± 0.1314	0.0013 ± 0.0027	0.0022
Day 9	0.3892 ± 0.3714	0.0018 ± 0.0030	0.0022
Day 12	0.6775 ± 0.6663	0.0014 ± 0.0019	0.0022
Day 15	0.9578 ± 0.6106	0.0033 ± 0.0041	0.0022
Total	2.2405 ± 1.7325	0.0089 ± 0.0131	0.0022

* The data represents the mean ± S.D. of each group (n = 6).

FIGURE 5

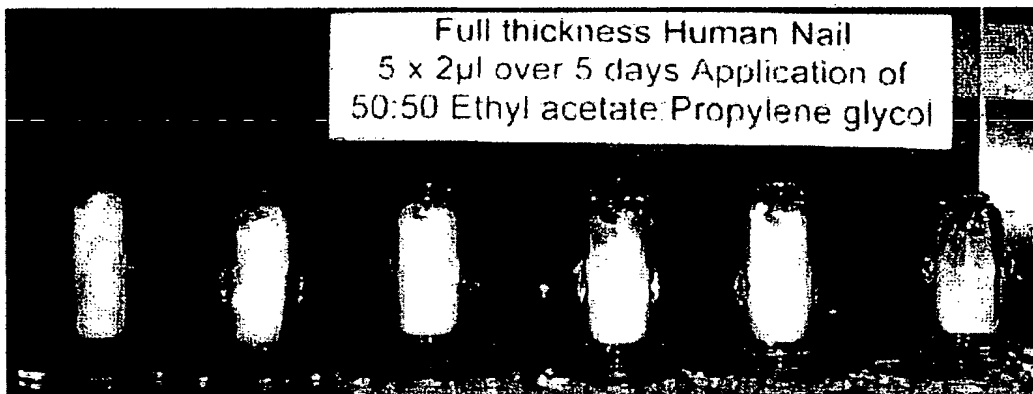


FIGURE 6

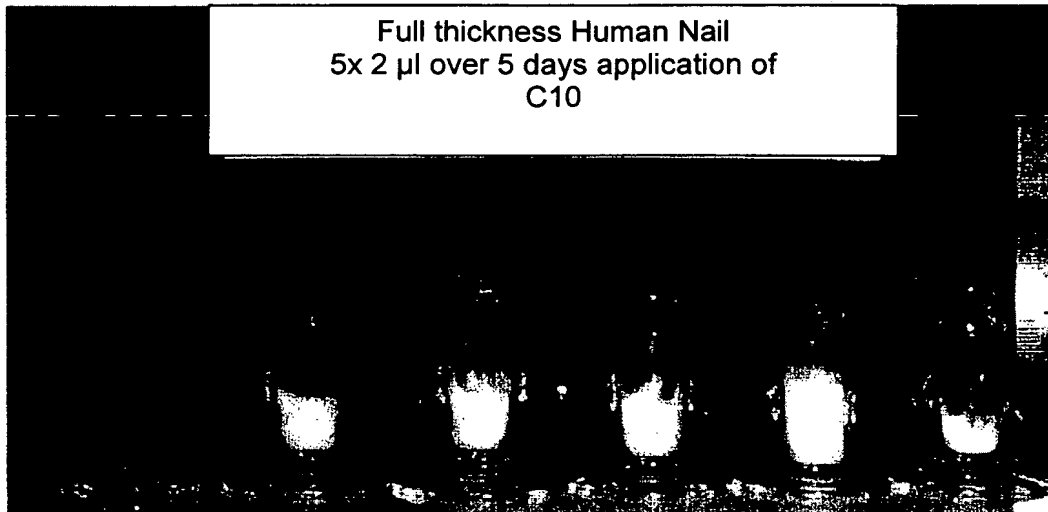


FIGURE 7

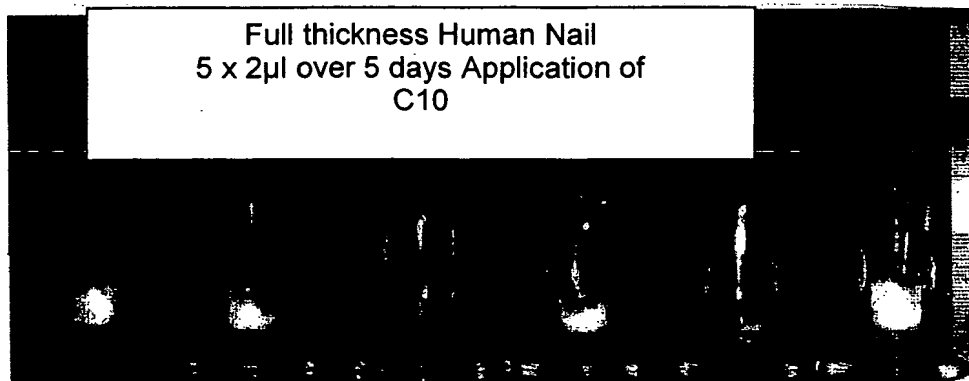


FIGURE 8

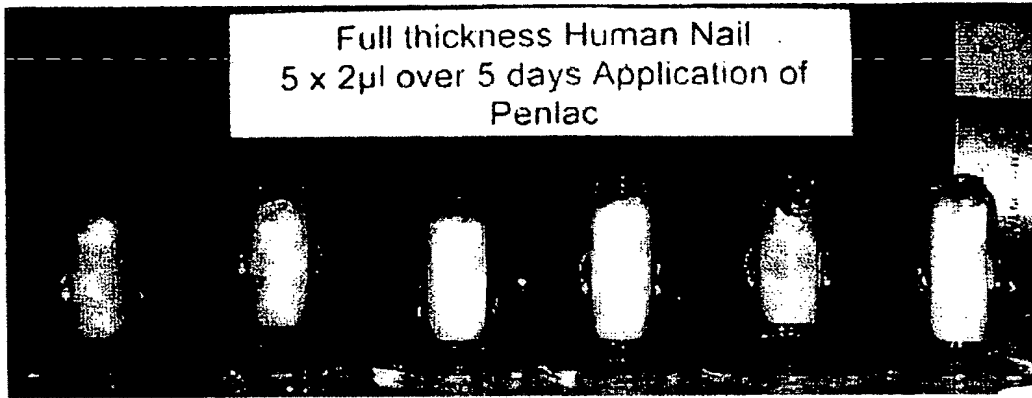
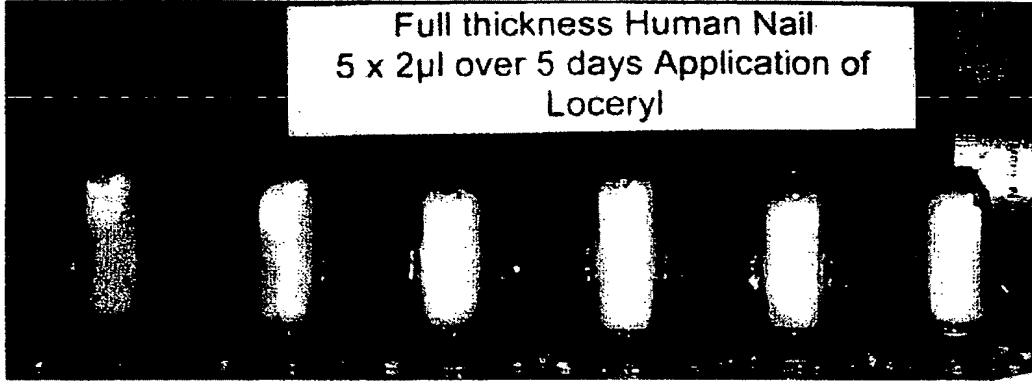


FIGURE 9



**This Page is Inserted by IFW Indexing and Scanning
Operations and is not part of the Official Record**

BEST AVAILABLE IMAGES

Defective images within this document are accurate representations of the original documents submitted by the applicant.

Defects in the images include but are not limited to the items checked:

- BLACK BORDERS
- IMAGE CUT OFF AT TOP, BOTTOM OR SIDES
- FADED TEXT OR DRAWING
- BLURRED OR ILLEGIBLE TEXT OR DRAWING
- SKEWED/SLANTED IMAGES
- COLOR OR BLACK AND WHITE PHOTOGRAPHS
- GRAY SCALE DOCUMENTS
- LINES OR MARKS ON ORIGINAL DOCUMENT
- REFERENCE(S) OR EXHIBIT(S) SUBMITTED ARE POOR QUALITY
- OTHER: _____

IMAGES ARE BEST AVAILABLE COPY.

As rescanning these documents will not correct the image problems checked, please do not report these problems to the IFW Image Problem Mailbox.

Under the Paperwork Reduction Act of 1995, no persons are required to respond to a collection of information unless it displays a valid OMB control number.

PATENT APPLICATION FEE DETERMINATION RECORD
 Substitute for Form PTO-875 Effective December 8, 2004

Application or Docket Number
 11357687

APPLICATION AS FILED - PART I			SMALL ENTITY		OR		OTHER THAN SMALL ENTITY	
(Column 1)	(Column 2)		RATE (\$)	FEE (\$)	RATE (\$)	FEE (\$)	RATE (\$)	FEE (\$)
FOR	NUMBER FILED	NUMBER EXTRA	N/A	150.00	N/A	300.00	N/A	500
BASIC FEE (37 CFR 1.16(a), (b), or (c))	N/A	N/A	N/A	\$250	N/A	\$500	N/A	\$200
SEARCH FEE (37 CFR 1.16(k), (l), or (m))	N/A	N/A	N/A	\$100	N/A	\$200	N/A	\$200
EXAMINATION FEE (37 CFR 1.16(q), (r), or (s))	N/A	N/A	N/A	\$100	N/A	\$200	N/A	\$200
TOTAL CLAIMS (37 CFR 1.16(i))	39	minus 20 = 19	X\$ 25 =	475.00	X\$50 =		X\$50 =	
INDEPENDENT CLAIMS (37 CFR 1.16(h))	3	minus 3 = 0	X100 =		X200 =		X200 =	
APPLICATION SIZE FEE (37 CFR 1.16(e))	If the specification and drawings exceed 100 sheets of paper, the application size fee due is \$250 (\$125 for small entity) for each additional 50 sheets or fraction thereof. See 35 U.S.C. 41(a)(1)(G) and 37 CFR 1.16(s).			125.00				
MULTIPLE DEPENDENT CLAIM PRESENT (37 CFR 1.16(j))			+180=		+360=			
			TOTAL	1100.00	TOTAL		TOTAL	

* If the difference in column 1 is less than zero, enter "0" in column 2.

APPLICATION AS AMENDED - PART II					SMALL ENTITY		OR		OTHER THAN SMALL ENTITY	
(Column 1)	(Column 2)		(Column 3)	(Column 4)	RATE (\$)	ADDITIONAL FEE (\$)	RATE (\$)	ADDITIONAL FEE (\$)	RATE (\$)	ADDITIONAL FEE (\$)
AMENDMENT A	Total (37 CFR 1.16(i))	CLAIMS REMAINING AFTER AMENDMENT	MINUS	HIGHEST NUMBER PREVIOUSLY PAID FOR	X\$ 25 =		X\$50 =		X\$50 =	
	Independent (37 CFR 1.16(h))	CLAIMS REMAINING AFTER AMENDMENT	MINUS	HIGHEST NUMBER PREVIOUSLY PAID FOR	X100 =		X200 =		X200 =	
	Application Size Fee (37 CFR 1.16(s))					+180=		+360=		
	FIRST PRESENTATION OF MULTIPLE DEPENDENT CLAIM (37 CFR 1.16(j))					TOTAL ADD'L FEE		TOTAL ADD'L FEE		

(Column 1)	(Column 2)		(Column 3)	(Column 4)	RATE (\$)	ADDITIONAL FEE (\$)	RATE (\$)	ADDITIONAL FEE (\$)	RATE (\$)	ADDITIONAL FEE (\$)
AMENDMENT B	Total (37 CFR 1.16(i))	CLAIMS REMAINING AFTER AMENDMENT	MINUS	HIGHEST NUMBER PREVIOUSLY PAID FOR	X\$ 25 =		X\$50 =		X\$50 =	
	Independent (37 CFR 1.16(h))	CLAIMS REMAINING AFTER AMENDMENT	MINUS	HIGHEST NUMBER PREVIOUSLY PAID FOR	X100 =		X200 =		X200 =	
	Application Size Fee (37 CFR 1.16(s))					+180=		+360=		
	FIRST PRESENTATION OF MULTIPLE DEPENDENT CLAIM (37 CFR 1.16(j))					TOTAL ADD'L FEE		TOTAL ADD'L FEE		

* If the entry in column 1 is less than the entry in column 2, write "0" in column 3.
 ** If the "Highest Number Previously Paid For" IN THIS SPACE is less than 20, enter "20".
 *** If the "Highest Number Previously Paid For" IN THIS SPACE is less than 3, enter "3".
 The "Highest Number Previously Paid For" (Total or Independent) is the highest number found in the appropriate box in column 1.

This collection of information is required by 37 CFR 1.16. The information is required to obtain or retain a benefit by the public which is to file (and by the USPTO to process) an application. Confidentiality is governed by 35 U.S.C. 122 and 37 CFR 1.14. This collection is estimated to take 12 minutes to complete, including gathering, preparing, and submitting the completed application form to the USPTO. Time will vary depending upon the individual case. Any comments on the amount of time you require to complete this form and/or suggestions for reducing this burden, should be sent to the Chief Information Officer, U.S. Patent and Trademark Office, U.S. Department of Commerce, P.O. Box 1450, Alexandria, VA 22313-1450. DO NOT SEND FEES OR COMPLETED FORMS TO THIS ADDRESS. SEND TO: Commissioner for Patents, P.O. Box 1450, Alexandria, VA 22313-1450

PATENT APPLICATION SERIAL NO. _____

U.S. DEPARTMENT OF COMMERCE
PATENT AND TRADEMARK OFFICE
FEE RECORD SHEET

02/23/2006 HDEHESS1 00000041 500310 11357687

01 FC:2011	150.00 DA
02 FC:2111	250.00 DA
03 FC:2311	100.00 DA
04 FC:2202	475.00 DA
05 FC:2081	125.00 DA

PTO-1556

(5/87)

Application Data Sheet

Application Information

Application number::
Filing Date:: February 16, 2006
Application Type:: Regular
Subject Matter:: Utility
Suggested classification::
Suggested Group Art Unit::
CD-ROM or CD-R???:
Number of CD disks::
Number of copies of CDs::
Sequence Submission::
Computer Readable Form (CRF)?::
Number of copies of CRF::
Title:: BORON-CONTAINING SMALL MOLECULES
Attorney Docket Number:: 64507-5014-US
Request for Early Publication:: No
Request for Non-Publication:: No
Suggested Drawing Figure::
Total Drawing Sheets:: 12
Small Entity?:: YES
Latin name::
Variety denomination name::
Petition included?:: No
Petition Type::
Licensed US Govt. Agency::
Contract or Grant Numbers One::
Secrecy Order in Parent Appl.:: No

Applicant Information

Applicant Authority Type:: Inventor
Primary Citizenship Country:: Great Britain
Status:: Full Capacity
Given Name:: Stephen
Middle Name:: J.
Family Name:: Baker
Name Suffix::
City of Residence:: Mountain View
State or Province of Residence:: CA
Country of Residence:: US
Street of Mailing Address:: 1568 Begen Avenue
City of Mailing Address:: Mountain View
State or Province of mailing address:: CA
Country of mailing address:: US
Postal or Zip Code of mailing address:: 94040

Applicant Authority Type:: Inventor
Primary Citizenship Country:: Japan
Status:: Full Capacity
Given Name:: Tsutomu
Middle Name::
Family Name:: Akama
Name Suffix::
City of Residence:: Sunnyvale
State or Province of Residence:: CA
Country of Residence:: US
Street of Mailing Address:: 832 Azure Street
City of Mailing Address:: Sunnyvale
State or Province of mailing address:: CA
Country of mailing address:: US

Postal or Zip Code of mailing address:: 94087

Applicant Authority Type:: Inventor
Primary Citizenship Country:: US
Status:: Full Capacity
Given Name:: Carole
Middle Name::
Family Name:: Bellinger-Kawahara
Name Suffix::
City of Residence:: Redwood City
State or Province of Residence:: CA
Country of Residence:: US
Street of Mailing Address:: 15 Landa Lane
City of Mailing Address:: Redwood City
State or Province of mailing address:: CA
Country of mailing address:: US
Postal or Zip Code of mailing address:: 94061

Applicant Authority Type:: Inventor
Primary Citizenship Country:: US
Status:: Full Capacity
Given Name:: Vincent
Middle Name:: S.
Family Name:: Hernandez
Name Suffix::
City of Residence:: Watsonville
State or Province of Residence:: CA
Country of Residence:: US
Street of Mailing Address:: 287 Gilchrist Lane
City of Mailing Address:: Watsonville
State or Province of mailing address:: CA

Country of mailing address:: US
Postal or Zip Code of mailing address:: 95076

Applicant Authority Type:: Inventor
Primary Citizenship Country:: US
Status:: Full Capacity
Given Name:: Karin
Middle Name:: M.
Family Name:: Hold
Name Suffix::
City of Residence:: Belmont
State or Province of Residence:: CA
Country of Residence:: US
Street of Mailing Address:: 1908 Valdez Avenue
City of Mailing Address:: Belmont
State or Province of mailing address:: CA
Country of mailing address:: US
Postal or Zip Code of mailing address:: 94002

Applicant Authority Type:: Inventor
Primary Citizenship Country:: US
Status:: Full Capacity
Given Name:: James
Middle Name:: J.
Family Name:: Leydon
Name Suffix::
City of Residence:: Malvern
State or Province of Residence:: PA
Country of Residence:: US
Street of Mailing Address:: 319 Applebrook Drive
City of Mailing Address:: Malvern

State or Province of mailing address:: PA
Country of mailing address:: US
Postal or Zip Code of mailing address:: 19355

Applicant Authority Type:: Inventor
Primary Citizenship Country:: US
Status:: Full Capacity
Given Name:: Kirk
Middle Name:: R.
Family Name:: Maples
Name Suffix::
City of Residence:: San Jose
State or Province of Residence:: CA
Country of Residence:: US
Street of Mailing Address:: 1195 San Moritz Drive
City of Mailing Address:: San Jose
State or Province of mailing address:: CA
Country of mailing address:: US
Postal or Zip Code of mailing address:: 95132

Applicant Authority Type:: Inventor
Primary Citizenship Country:: US
Status:: Full Capacity
Given Name:: Jacob
Middle Name:: J.
Family Name:: Plattner
Name Suffix::
City of Residence:: Berkeley
State or Province of Residence:: CA
Country of Residence:: US
Street of Mailing Address:: 1016 Amito Avenue

City of Mailing Address:: Berkeley
State or Province of mailing address:: CA
Country of mailing address:: US
Postal or Zip Code of mailing address:: 94705

Applicant Authority Type:: Inventor
Primary Citizenship Country:: US
Status:: Full Capacity
Given Name:: Virginia
Middle Name::
Family Name:: Sanders
Name Suffix::

City of Residence:: San Francisco
State or Province of Residence:: CA
Country of Residence:: US
Street of Mailing Address:: 2895 Harrison St., Apt. 4
City of Mailing Address:: San Francisco
State or Province of mailing address:: CA
Country of mailing address:: US
Postal or Zip Code of mailing address:: 94110

Applicant Authority Type:: Inventor
Primary Citizenship Country:: US
Status:: Full Capacity
Given Name:: Yong-Kang
Middle Name::
Family Name:: Zhang
Name Suffix::
City of Residence:: San Jose
State or Province of Residence:: CA
Country of Residence:: US

Street of Mailing Address:: 5151 Westmont Avenue
City of Mailing Address:: San Jose
State or Province of mailing address:: CA
Country of mailing address:: US
Postal or Zip Code of mailing address:: 95130

Correspondence Information

Correspondence Customer Number:: 043850

Representative Information

Representative Customer Number:: 043850

Domestic Priority Information

Application::	Continuity Type::	Parent Application::	Parent Filing Date::
This application	<i>An application claiming the benefit under 35 USC 119(e)</i>	60/654,060	02/16/05

Foreign Priority Information

Country::	Application number::	Filing Date::
-----------	----------------------	---------------

Assignee Information

Assignee Name::
Street of mailing address::
City of mailing address::
State or Province of mailing address::
Country of mailing address::
Postal or Zip Code of mailing address::

Under the Paperwork Reduction Act of 1995, no persons are required to respond to a collection of information unless it displays a valid OMB control number.

PATENT APPLICATION FEE DETERMINATION RECORD Substitute for Form PTO-875	Application or Docket Number 11/357,687	Filing Date 02/16/2006	<input type="checkbox"/> To be Mailed
---	---	----------------------------------	---------------------------------------

APPLICATION AS FILED – PART I			OTHER THAN SMALL ENTITY				
(Column 1)		(Column 2)	SMALL ENTITY <input checked="" type="checkbox"/>		OR	SMALL ENTITY	
FOR	NUMBER FILED	NUMBER EXTRA	RATE (\$)	FEE (\$)		RATE (\$)	FEE (\$)
<input type="checkbox"/> BASIC FEE <small>(37 CFR 1.16(a), (b), or (c))</small>	N/A	N/A	N/A		OR	N/A	
<input type="checkbox"/> SEARCH FEE <small>(37 CFR 1.16(k), (l), or (m))</small>	N/A	N/A	N/A			N/A	
<input type="checkbox"/> EXAMINATION FEE <small>(37 CFR 1.16(o), (p), or (q))</small>	N/A	N/A	N/A			N/A	
TOTAL CLAIMS <small>(37 CFR 1.16(i))</small>	minus 20 =	*	X \$ =			X \$ =	
INDEPENDENT CLAIMS <small>(37 CFR 1.16(h))</small>	minus 3 =	*	X \$ =			X \$ =	
<input type="checkbox"/> APPLICATION SIZE FEE <small>(37 CFR 1.16(s))</small>	If the specification and drawings exceed 100 sheets of paper, the application size fee due is \$250 (\$125 for small entity) for each additional 50 sheets or fraction thereof. See 35 U.S.C. 41(a)(1)(G) and 37 CFR 1.16(s).						
<input type="checkbox"/> MULTIPLE DEPENDENT CLAIM PRESENT <small>(37 CFR 1.16(j))</small>							
* If the difference in column 1 is less than zero, enter "0" in column 2.			TOTAL			TOTAL	

APPLICATION AS AMENDED – PART II					OTHER THAN SMALL ENTITY					
(Column 1)		(Column 2)	(Column 3)		SMALL ENTITY		OR	SMALL ENTITY		
AMENDMENT	CLAIMS REMAINING AFTER AMENDMENT		HIGHEST NUMBER PREVIOUSLY PAID FOR	PRESENT EXTRA	RATE (\$)	ADDITIONAL FEE (\$)		RATE (\$)	ADDITIONAL FEE (\$)	
	Total <small>(37 CFR 1.16(i))</small>	*	Minus	**	=			OR	X \$ =	
	Independent <small>(37 CFR 1.16(h))</small>	*	Minus	***	=			OR	X \$ =	
	<input type="checkbox"/> Application Size Fee <small>(37 CFR 1.16(s))</small>							OR		
	<input type="checkbox"/> FIRST PRESENTATION OF MULTIPLE DEPENDENT CLAIM <small>(37 CFR 1.16(j))</small>							OR		
					TOTAL ADD'L FEE		OR	TOTAL ADD'L FEE		

(Column 1)		(Column 2)	(Column 3)		SMALL ENTITY		OR	SMALL ENTITY		
AMENDMENT	CLAIMS REMAINING AFTER AMENDMENT		HIGHEST NUMBER PREVIOUSLY PAID FOR	PRESENT EXTRA	RATE (\$)	ADDITIONAL FEE (\$)		RATE (\$)	ADDITIONAL FEE (\$)	
	Total <small>(37 CFR 1.16(i))</small>	*	Minus	**	=			OR	X \$ =	
	Independent <small>(37 CFR 1.16(h))</small>	*	Minus	***	=			OR	X \$ =	
	<input type="checkbox"/> Application Size Fee <small>(37 CFR 1.16(s))</small>							OR		
	<input type="checkbox"/> FIRST PRESENTATION OF MULTIPLE DEPENDENT CLAIM <small>(37 CFR 1.16(j))</small>							OR		
					TOTAL ADD'L FEE		OR	TOTAL ADD'L FEE		

* If the entry in column 1 is less than the entry in column 2, write "0" in column 3.
 ** If the "Highest Number Previously Paid For" IN THIS SPACE is less than 20, enter "20".
 *** If the "Highest Number Previously Paid For" IN THIS SPACE is less than 3, enter "3".

Legal Instrument Examiner:
 /TARA J. WITCHER/

The "Highest Number Previously Paid For" (Total or Independent) is the highest number found in the appropriate box in column 1.

This collection of information is required by 37 CFR 1.16. The information is required to obtain or retain a benefit by the public which is to file (and by the USPTO to process) an application. Confidentiality is governed by 35 U.S.C. 122 and 37 CFR 1.14. This collection is estimated to take 12 minutes to complete, including gathering, preparing, and submitting the completed application form to the USPTO. Time will vary depending upon the individual case. Any comments on the amount of time you require to complete this form and/or suggestions for reducing this burden, should be sent to the Chief Information Officer, U.S. Patent and Trademark Office, U.S. Department of Commerce, P.O. Box 1450, Alexandria, VA 22313-1450. DO NOT SEND FEES OR COMPLETED FORMS TO THIS ADDRESS. **SEND TO: Commissioner for Patents, P.O. Box 1450, Alexandria, VA 22313-1450.**

If you need assistance in completing the form, call 1-800-PTO-9199 and select option 2.