

PRACTICAL SYNTHESIS, SEPARATION, AND STEREOCHEMICAL ASSIGNMENT OF THE PMPA PRO-DRUG GS-7340

H. Chapman,* M. Kernan, E. Prisbe, J. Rohloff, M. Sparacino,
T. Terhorst, and R. Yu

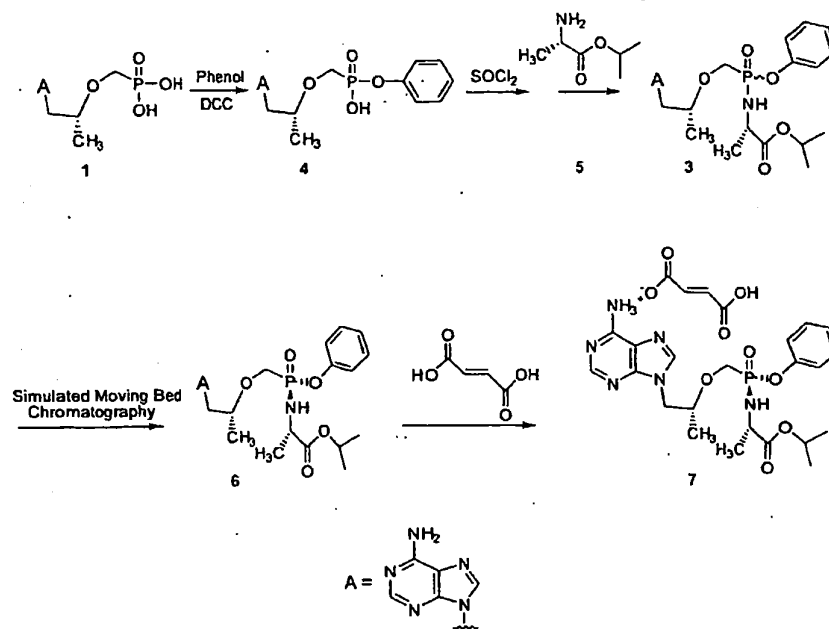
Gilead Sciences, 333 Lakeside Drive, Foster City, California 94404

ABSTRACT

The practical synthesis of a mixed phenoxy-amidate derivative of PMPA with high oral bioavailability and favorable pharmacokinetics is described. The non-stereoselective synthetic route produces a 1:1 mixture of two diastereomers at phosphorous. Simulated moving bed chromatography using Chiralpak AS enabled kilo-scale isolation of the more potent diastereomer (GS-7340). The GS-7340 phosphorous chiral center was found to be (*S*) by X-ray crystallography.

The nucleotide analog, 9-[2-(*R*)-phosphonomethoxypropyl]adenine (PMPA, 1) (1) has shown potent activity against human immunodeficiency virus *in vitro* (2). The lipophilic diester pro-drug, tenofovir disoproxil fumarate (2), is currently in advanced clinical evaluation as an oral AIDS therapy (3). Continuing research into novel PMPA pro-moieties has recently led to the identification of the mixed phenoxy-amidate derivative of PMPA (3) which was designated as GS-7171 (Fig. 1). Due to the asymmetric center at phosphorous and non-stereoselective synthetic route, GS-7171 was composed of a 1:1 mixture of two diastereomers (the (*R*)-PMPA side-chain and L-amino acid ester were homochiral starting materials). The high oral bioavailability and favorable tissue-selective distribution of GS-7171 made it a promising candidate for further development. To ascertain the properties of the individual diastereomers, a method to separate them was needed.

*Corresponding author.



Scheme 1.

McGuigan and coworkers have recently reported related phenoxy-amidate pro-drugs of the monophosphates of antiviral nucleoside analogs (4). Although these compounds are also P-chiral diastereomeric mixtures, the issues of diastereomer separation and differential activity have not been addressed. This communication discloses a solution to the diastereomer "problem" that may be generally applicable.

The additional pre-clinical testing required a kilogram-scale preparation of the pure diastereomers. Esterification of the soluble triethylamine salt of PMPA (1) with phenol using dicyclohexylcarbodiimide (DCC) in hot 1-methyl-2-pyrrolidinone (NMP) afforded a 51% yield of PMPA monophenyl ester (4). Activation of (4) with thionyl chloride in dichloromethane gave the phosphonochloridate, which smoothly coupled with an excess of isopropyl L-alanine (5) to give the GS-7171 mixture (3) in 47% yield (unoptimized). Both steps were readily performed on multi-kilogram scale in standard pilot plant equipment.

Initially, the component diastereomers of amidate prodrug analogs were separated with repeated HPLC purifications on a preparative C18 column. The marginal resolution of the diastereomers on this system (Fig. 2) necessitated multiple passes but culminated in isolation of ~100 mg of each isomer enriched to >95:5 purity. *In vitro* HIV assay showed that the less retained isomer (GS-7340, 6) was more potent by a factor of ~10 and was selected as the candidate for additional testing.

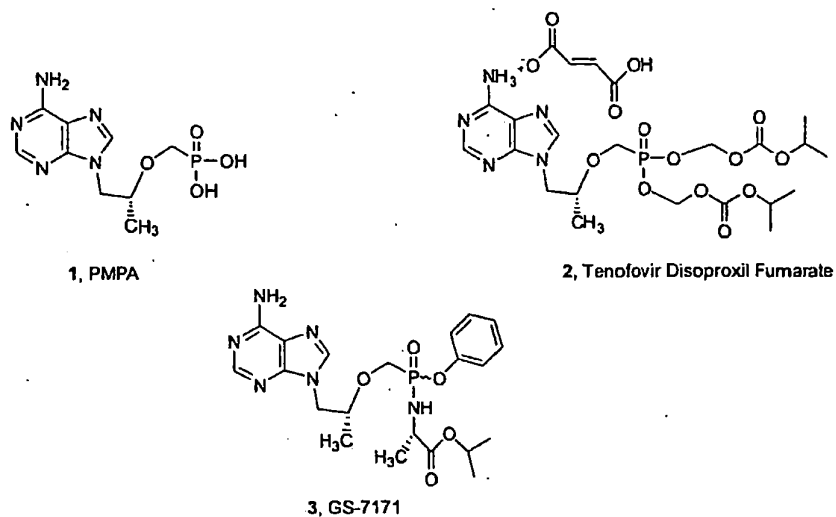


Figure 1.

Screening of commercially available chiral stationary phases revealed that Diacel's Chiralpak AS with a mobile phase of 30% methanol in acetonitrile was a markedly more efficient chromatographic system (5) (Fig. 3). The remarkable resolution of the diastereomers ($\alpha \approx 9$) and the high solubility of GS-7171 in the mobile phase (>300 g/L) allowed facile diastereomer separation. Using a

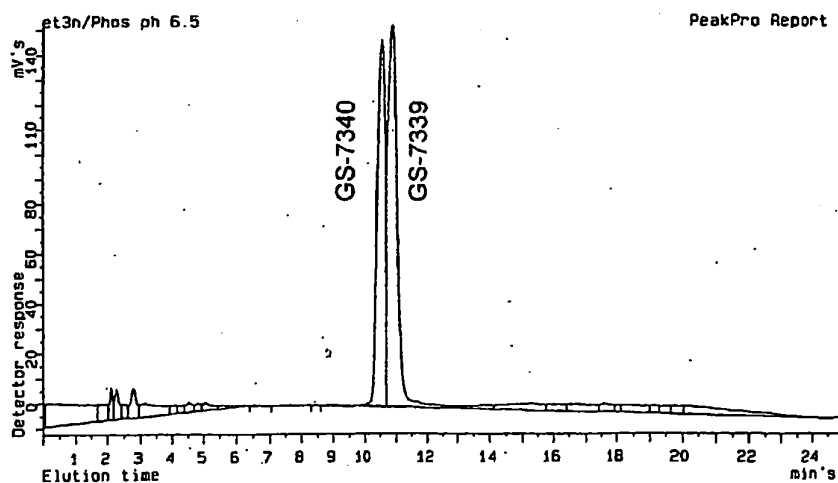


Figure 2. HPLC separation of the GS-7171 component diastereomers on C18 column packing.

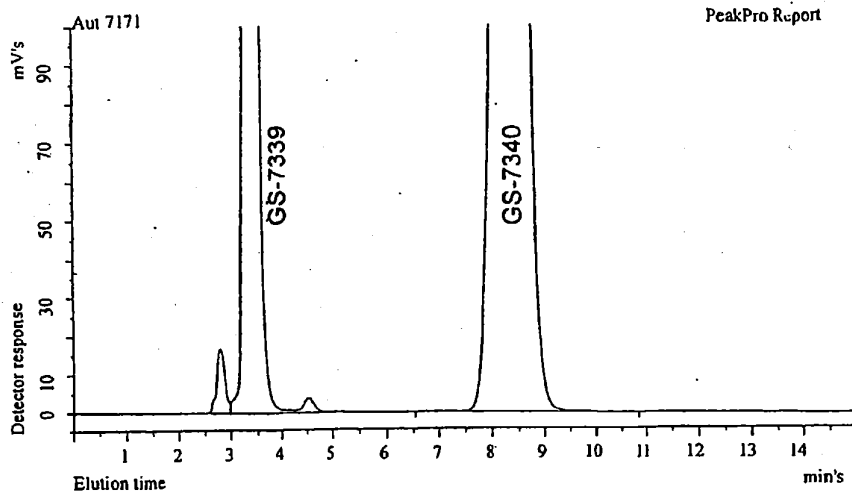


Figure 3. HPLC separation of the GS-7171 component diastereomers on Chiralcel AS column packing.

laboratory-scale simulated moving bed chromatography (6) system composed of ten Chiralpak AS (7) columns in series allowed separation of >1 kg/day of mixture (8). The desired isomer, GS-7340, (6), was recovered in nearly quantitative yield and >98% diastereomeric purity.

After chromatographic purification, GS-7340 was readily crystallized as the free base or as the fumarate salt (7). Needles of GS-7340 free base were grown from water.

Structure determination by X-ray crystallography (9) allowed definitive assignment of the phosphorous chiral center as (*S*) (Fig. 4) in the more active isomer, GS-7340.

In summary, a practical kilo-scale process for synthesis and purification of the phenoxy-amidate pro-drug GS-7340 has been developed. The first correlation of activity with phosphorous absolute configuration in a phenoxy-amidate pro-drug has been made. Research into a diastereoselective synthetic process for GS-7340 is ongoing.

EXPERIMENTAL

[(*R*)-2-(Phenylphosphonomethoxy)propyl]adenine 4

A glass-lined reactor was charged with anhydrous PMPA, (1) (14.6 kg, 50.8 mol), phenol (9.6 kg, 102 mol), and 1-methyl-2-pyrrolidinone (39 kg). The mixture was heated to 85°C and triethylamine (6.3 kg, 62.3 mol) added. A solution of 1,3-dicyclohexylcarbodiimide (17.1 kg, 82.9 mol) in 1-methyl-2-pyrrolidinone (1.6 kg) was then added over 6 hours at 100°C. Heating was continued for 16 hours.

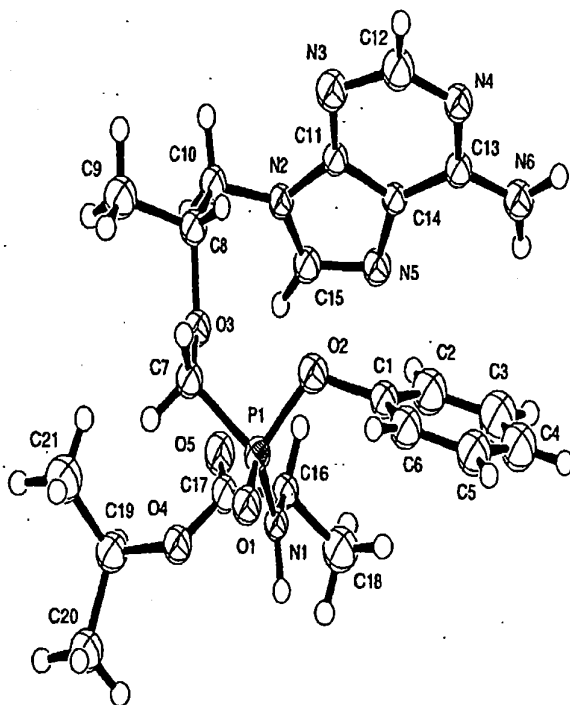


Figure 4. Crystal Structure of GS-7340, (6).

The reaction was cooled to 45°C, diluted with water (29 kg), and cooled to 25°C. Solids were removed by filtration and rinsed with water (15.3 kg). The combined filtrate and rinse was concentrated to a tan slurry under reduced pressure, water (24.6 kg) was added, and adjusted to pH 11 with NaOH (25% in water). Suspended solids were removed by filtration through diatomaceous earth (2 kg) followed by a water (4.4 kg) rinse. The combined filtrate and rinse was extracted with ethyl acetate (28 kg). The aqueous solution was adjusted to pH 3.1 with HCl (37% in water) (4 kg), precipitating crude 4 which was isolated by filtration and washed with methanol (12.7 kg). The wet product was slurried in methanol (58 kg), isolated by filtration, washed with methanol (8.5 kg), and dried under reduced pressure to yield 4 as a white powder (9.33 kg, 51% yield). ¹H NMR (300 MHz, D₂O, δ): 1.2 (d, 3H), 3.45 (q, 2H), 3.7 (q, 2H), 4 (m, 2H), 4.2 (q, 2H), 4.35 (dd, 2H), 6.6 (d, 2H), 7 (t, 1H), 7.15 (t, 2H), 8.15 (s, 1H), 8.2 (s, 1H); ³¹P NMR (72 MHz, D₂O, δ): 15.0 (decoupled).

Isopropyl L-alanine 5

A glass-lined reactor was charged with L-alanine (7.1 kg, 80 mol) and isopropanol (35.6 kg). The slurry was heated to reflux and chlorotrimethylsilane

Explore Litigation Insights

Docket Alarm provides insights to develop a more informed litigation strategy and the peace of mind of knowing you're on top of things.

Real-Time Litigation Alerts



Keep your litigation team up-to-date with **real-time alerts** and advanced team management tools built for the enterprise, all while greatly reducing PACER spend.

Our comprehensive service means we can handle Federal, State, and Administrative courts across the country.

Advanced Docket Research



With over 230 million records, Docket Alarm's cloud-native docket research platform finds what other services can't. Coverage includes Federal, State, plus PTAB, TTAB, ITC and NLRB decisions, all in one place.

Identify arguments that have been successful in the past with full text, pinpoint searching. Link to case law cited within any court document via Fastcase.

Analytics At Your Fingertips



Learn what happened the last time a particular judge, opposing counsel or company faced cases similar to yours.

Advanced out-of-the-box PTAB and TTAB analytics are always at your fingertips.

API

Docket Alarm offers a powerful API (application programming interface) to developers that want to integrate case filings into their apps.

LAW FIRMS

Build custom dashboards for your attorneys and clients with live data direct from the court.

Automate many repetitive legal tasks like conflict checks, document management, and marketing.

FINANCIAL INSTITUTIONS

Litigation and bankruptcy checks for companies and debtors.

E-DISCOVERY AND LEGAL VENDORS

Sync your system to PACER to automate legal marketing.