



US00D636412S

(12) **United States Design Patent**
Misse

(10) **Patent No.:** **US D636,412 S**

(45) **Date of Patent:** **** Apr. 19, 2011**

(54) **ICE TRAY**

(76) Inventor: **Daniel G. Misse**, Metairie, LA (US)

(**) Term: **14 Years**

(21) Appl. No.: **29/369,230**

(22) Filed: **Sep. 3, 2010**

(51) **LOC (9) CI.** **15-07**

(52) **U.S. CI.** **D15/90**

(58) **Field of Classification Search** D15/79-82,
D15/89, 90; D9/715, 757; D7/357; 426/515;
249/119, 127, 130; 62/3.6-3.64, 245-255;
312/116, 236, 400-408

See application file for complete search history.

(56) **References Cited**

U.S. PATENT DOCUMENTS

2,955,044	A	*	10/1960	Tupper	426/515
D245,008	S	*	7/1977	LaLonde	D15/90
4,148,457	A	*	4/1979	Gurbin	249/130
D346,528	S	*	5/1994	Crawford et al.	D7/357

D444,480	S	*	7/2001	Shultz et al.	D15/90
D496,374	S	*	9/2004	Zimmerman	D15/90
D560,695	S	*	1/2008	Marchionda	D15/90
D586,830	S	*	2/2009	de Groot	D15/90

* cited by examiner

Primary Examiner — Shanda C Hill

(74) *Attorney, Agent, or Firm* — Warner J. Delaune; Baker Donelson, et al.

(57) **CLAIM**

The ornamental design for an ice tray, as shown and described.

DESCRIPTION

FIG. 1 is a perspective view of an ice tray showing my new design;

FIG. 2 is a bottom perspective view thereof;

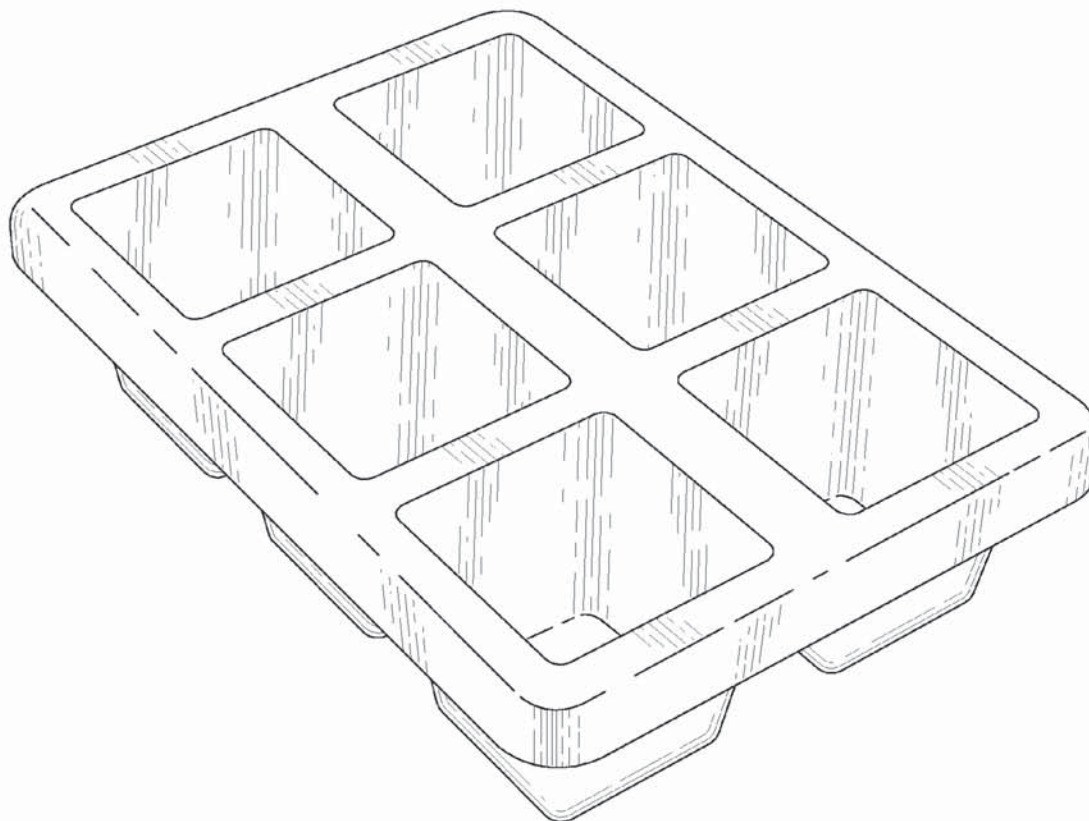
FIG. 3 is a front elevation view thereof;

FIG. 4 is a side elevation view thereof;

FIG. 5 is a top view thereof; and,

FIG. 6 is a bottom view thereof.

1 Claim, 3 Drawing Sheets



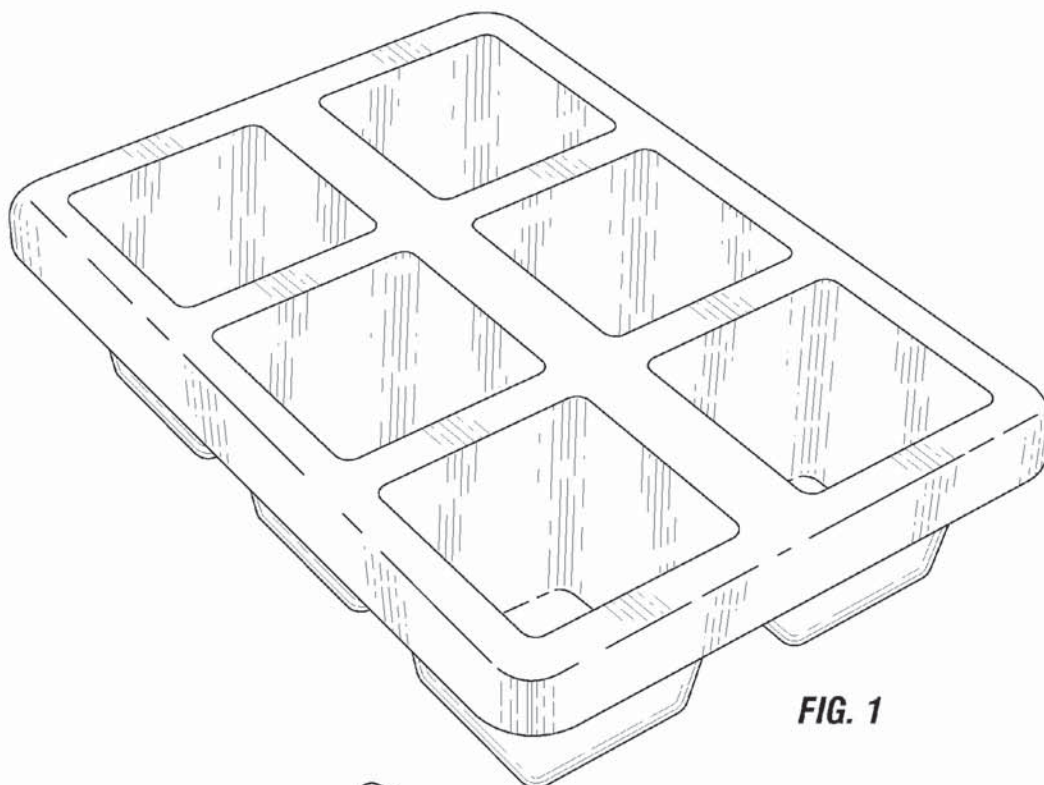


FIG. 1

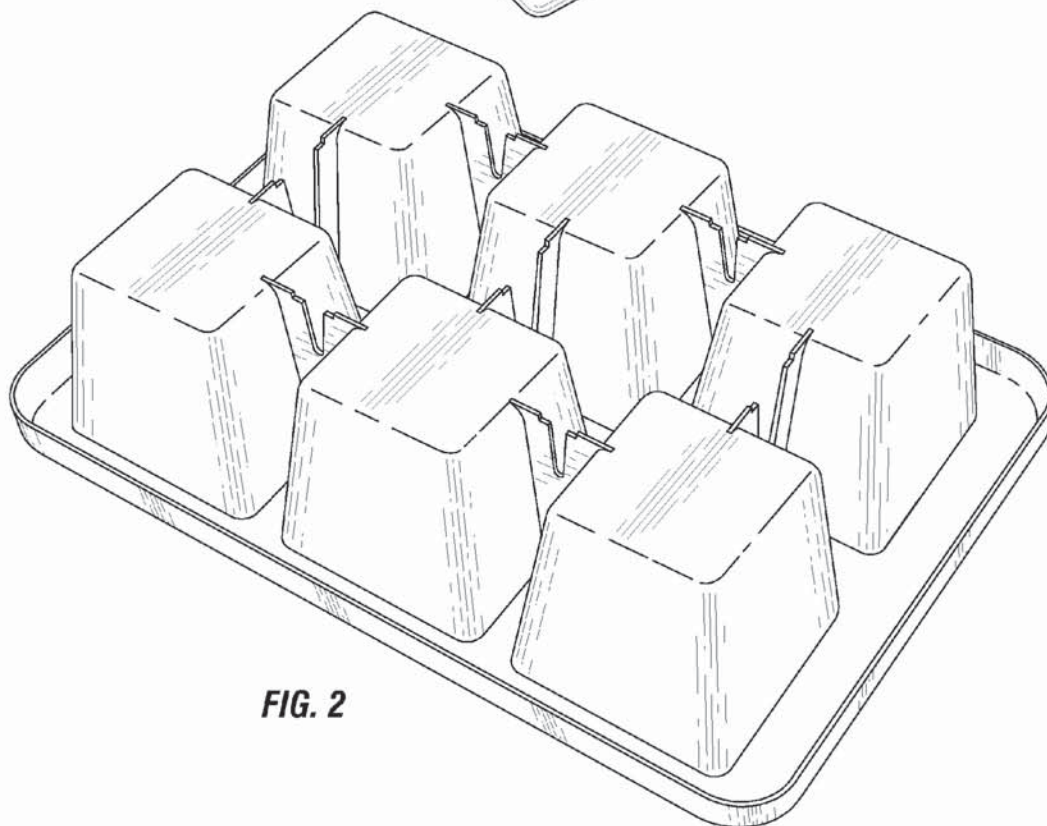


FIG. 2

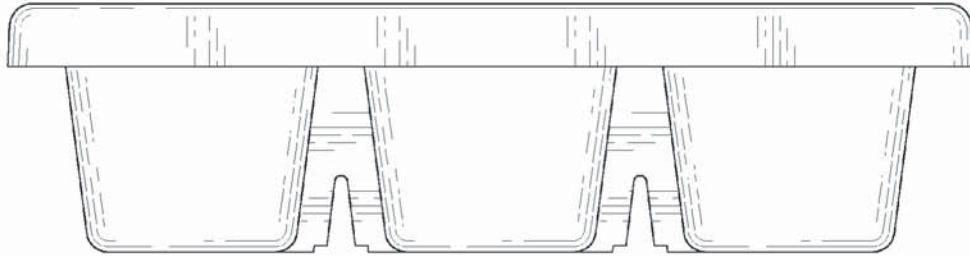


FIG. 3

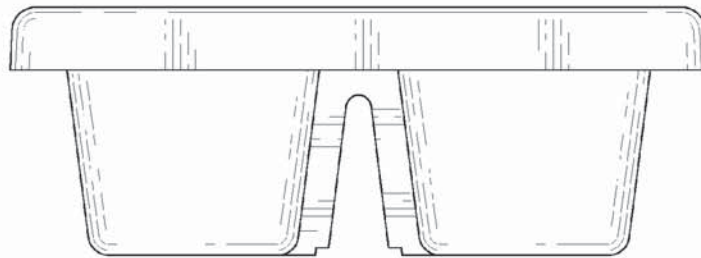


FIG. 4

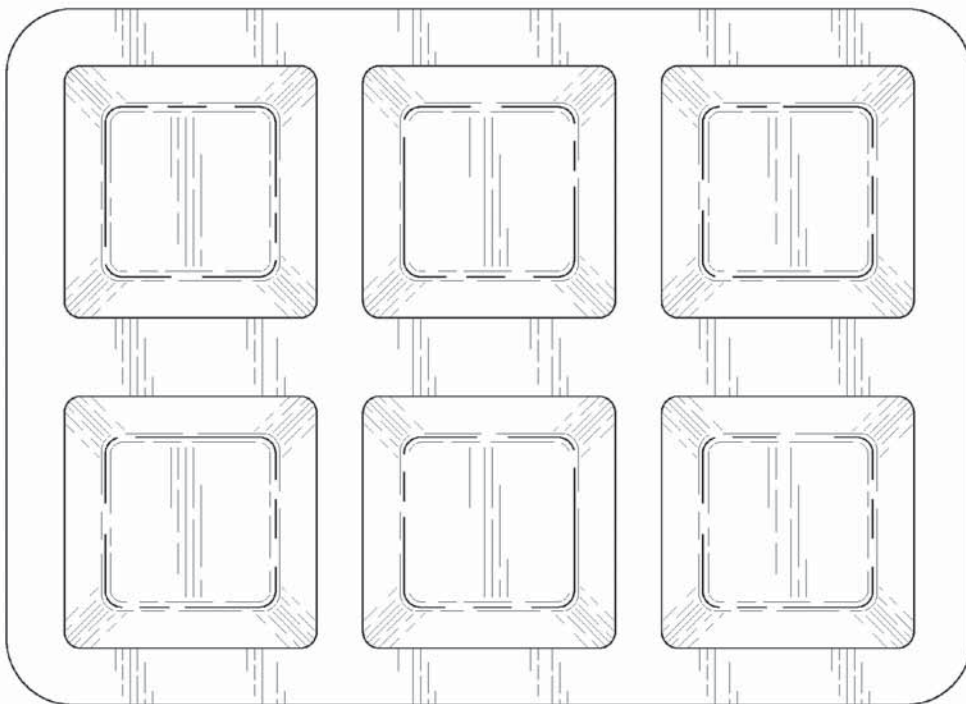


FIG. 5

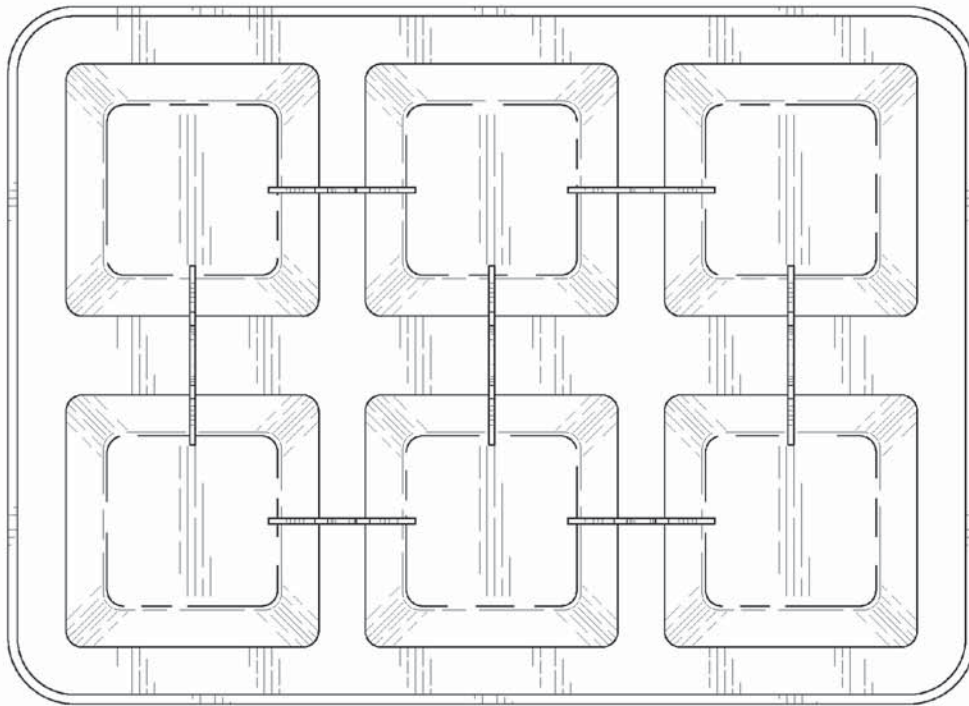


FIG. 6