

DC MOTORS

SPEED CONTROLS

SERVO SYSTEMS

SIDMAN

AN ENGINEERING HANDBOOK BY
ELECTRO-CRAFT CORP

EXPANDED
THIRD EDITION

SIDMAN

DC MOTORS
SPEED CONTROLS
SERVO SYSTEMS

AN ENGINEERING HANDBOOK

by



ELECTRO-CRAFT CORPORATION

1600 Second Street South, Hopkins, Minn. 55343 • Tel. (612) 935-8226

**ELECTRO-CRAFT CORPORATION
REGIONAL SALES OFFICES**

Corporate, Midwestern and Overseas Sales Office:

Electro-Craft Corporation
1600 Second Street South
Hopkins, Minnesota 55343
612/935-8226
TWX: 910-576-3132

Western Sales Office:

Electro-Craft Corporation
30961 West Agoura Rd., Suite 211
Westlake Village (L.A.), Calif. 91361
213/889-3631
TWX: 910-494-4832

Eastern Sales Office:

Electro-Craft Corporation
401 Old Colony Road
Norton (Boston), Mass. 02766
617/226-0206
TWX: 710-391-6514

© Electro-Craft Corporation
First Edition October, 1972
Second Edition October, 1973
Third Edition, October, 1975
All Rights Reserved

PRINTED
IN
U.S.A.

FC
CH
SY
1.1
1.2
1.3
CH
AN
2.1.
HIS
COM
LAW
IND
MAG
Mag
Mag
Mag
Pern
Mag
WOR
VOL
Vot

tem, it is clear that they are sensitive to variations in both load and friction torque.

In cases where it is desirable to have the acceleration and/or deceleration under velocity control, several methods can achieve the desired results.

The simple RC circuit of Fig. 3.3.11 can be employed to control acceleration. First, assume that the switch is initially in the A position so that the command voltage V_c is zero. The speed control is, therefore, holding the motor at rest. With the switch set in the B position, capacitor C is charged through voltage divider R_1, R_2 . The voltage V_r will follow an exponential rise (Fig. 3.3.12) until the Zener voltage V_Z is achieved, at which point the reference voltage V_r (as also the command voltage V_c) is stabilized.

As the switch is returned to A, the voltage will decline in an inverse exponential fashion.

It should be noted that while the speed control system will follow the acceleration

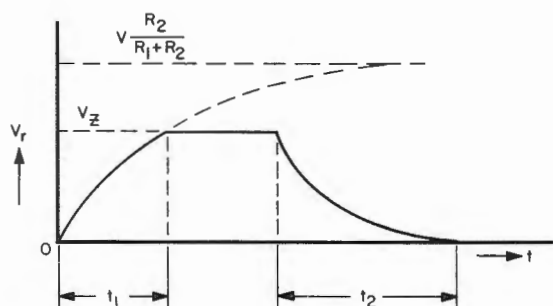


Fig. 3.3.12. Turn-on and turn-off characteristics of the RC circuit in Fig. 3.3.11.

curve (if acceleration rate is within the torque capacity of the system), it may not follow the deceleration curve unless the load conditions and the dynamic braking capacity allow. If this is not the case, then a bidirectional system (servo system) must be used where continuous velocity tracking is necessary.

Another circuit with linear features is shown in Fig. 3.3.13. This is a ramp generator which produces linear, independently adjustable slopes.

The circuits discussed above have been shown as manually operated devices. In many applications, they can be operated by various logic circuits, thereby taking their place in modern process controls.

SWITCHING AMPLIFIERS

While the linear amplifier discussed above performs excellently in high-performance speed controls, it has the problem of heat generation in the output stage, requiring forced-air cooling in amplifiers over 100 to 200 W (depending on ambient temperature and heat sink design). The switching amplifiers overcome this problem by letting its output stage rapidly switch from a non-conductive state to a fully conductive state, thereby minimizing operation of the output stage in the high dissipation region.

Three basic methods are used to control power in switching amplifiers: *pulse-width modulation (PWM)*, *pulse-frequency modulation (PFM)*, and *silicon controlled rectifier*

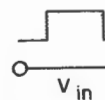


Fig. fiers

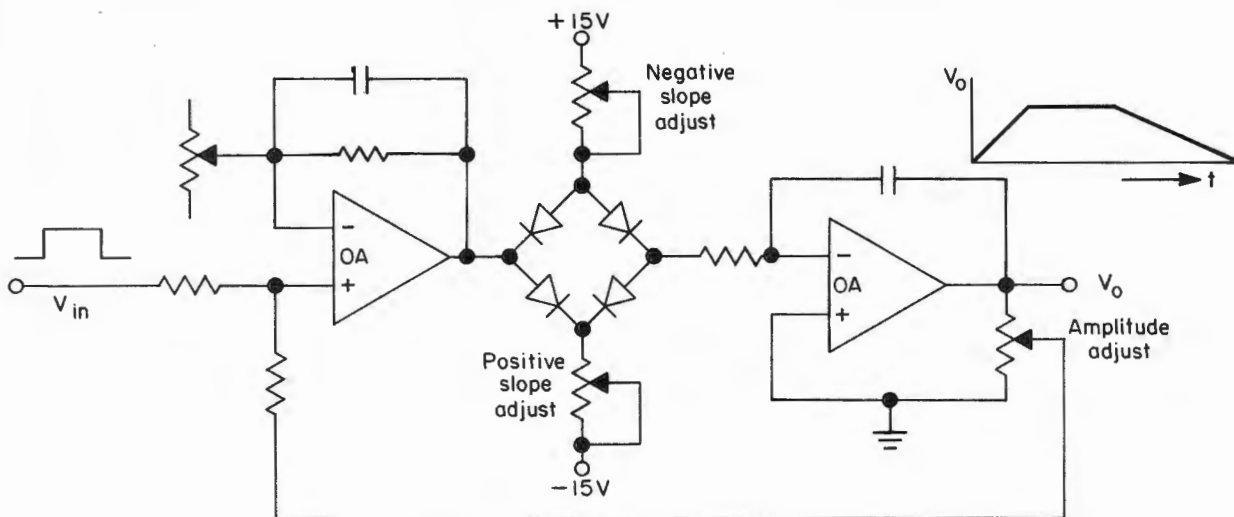


Fig. 3.3.13. Ramp generator with independently adjustable slopes.

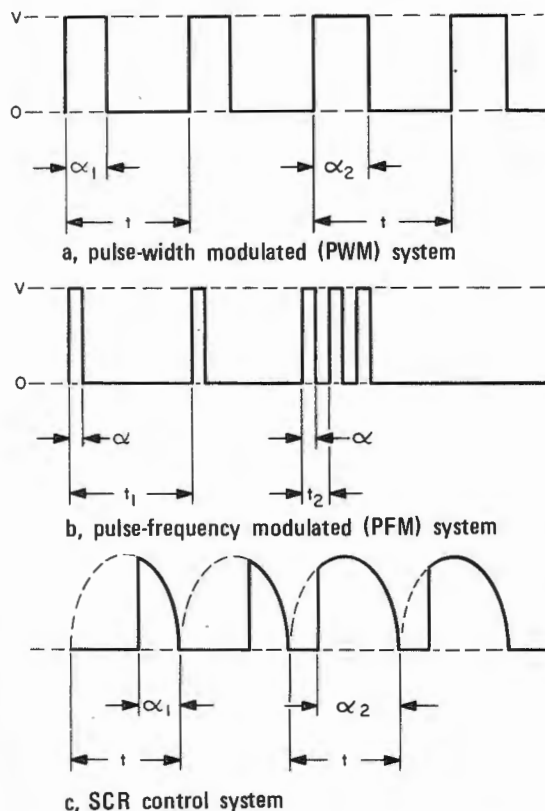


Fig. 3.3.14. Voltage waveforms in switching amplifiers.

(SCR) *controls*. Their principal differences are shown in Fig. 3.3.14.

The PWM system usually utilizes a DC supply, and the amplifier switches the supply voltage on and off at a fixed frequency and at a variable "firing angle" α (see Fig. 3.3.14a) so that an adjustable average voltage across the load is established. The amount of power transferred to the load (motor) will depend on switching rate and the load inductance. In many of the PWM circuits, the pulse frequency is allowed to shift over a given range – in some cases for a good purpose.

The PFM system has a fixed firing angle and a variable repetition rate (Fig. 3.3.14b), achieving essentially the same results as the PWM, but when used in motor control circuits, the widely variable pulse frequency required causes dissipation problems which makes the PWM more attractive. Incidentally, a PWM circuit with a variable pulse rate is really a hybrid between the two.

Explore Litigation Insights

Docket Alarm provides insights to develop a more informed litigation strategy and the peace of mind of knowing you're on top of things.

Real-Time Litigation Alerts



Keep your litigation team up-to-date with **real-time alerts** and advanced team management tools built for the enterprise, all while greatly reducing PACER spend.

Our comprehensive service means we can handle Federal, State, and Administrative courts across the country.

Advanced Docket Research



With over 230 million records, Docket Alarm's cloud-native docket research platform finds what other services can't. Coverage includes Federal, State, plus PTAB, TTAB, ITC and NLRB decisions, all in one place.

Identify arguments that have been successful in the past with full text, pinpoint searching. Link to case law cited within any court document via Fastcase.

Analytics At Your Fingertips



Learn what happened the last time a particular judge, opposing counsel or company faced cases similar to yours.

Advanced out-of-the-box PTAB and TTAB analytics are always at your fingertips.

API

Docket Alarm offers a powerful API (application programming interface) to developers that want to integrate case filings into their apps.

LAW FIRMS

Build custom dashboards for your attorneys and clients with live data direct from the court.

Automate many repetitive legal tasks like conflict checks, document management, and marketing.

FINANCIAL INSTITUTIONS

Litigation and bankruptcy checks for companies and debtors.

E-DISCOVERY AND LEGAL VENDORS

Sync your system to PACER to automate legal marketing.