

17611 U.S. PTO
071106

UTILITY PATENT APPLICATION TRANSMITTAL <small>(ONLY FOR NEW NONPROVISIONAL APPLICATIONS UNDER 37 CFR 1.53(B))</small>	Attorney Docket No.	NY-CLEM 201-US1 (10508190)
	First Inventor	Frank Clemente
	Title	INTEGRATED INTERNET CAMERA SYSTEM
	Express Mail Label No.	EV 793662476 US

APPLICATION ELEMENTS <small>See MPEP chapter 600 concerning utility patent application contents.</small>	ADDRESS TO: Commissioner for Patents P.O. Box 1450 Alexandria, VA 22313-1450
--	--

1. **Fee Transmittal Form** (e.g., PTO/SB/17)
(Submit an original and a duplicate for fee processing)
2. **Applicant claims small entity status.**
See 37 CFR 1.27.
3. **Specification** [Total Pages 16]
Both the claims and abstract must start on a new page
(For information on the preferred arrangement, see MPEP 608.01(a))
4. **Drawing(s)** (35 U.S.C. 113) [Total Sheets 2]
5. **Oath or Declaration** [Total Sheets 4]
 - a. Newly executed (original or copy)
 - b. A copy from a prior application (37 CFR 1.63(d))
(for continuation/divisional with Box 18 completed)
 - i. **DELETION OF INVENTOR(S)**
Signed statement attached deleting inventor(s) named in the prior application, see 37 CFR 1.63(d)(2) and 1.33(b).
6. **Application Data Sheet.** See 37 CFR 1.76
7. **CD-ROM or CD-R** in duplicate, large table or Computer Program (Appendix)
 - Landscape Table on CD
8. **Nucleotide and/or Amino Acid Sequence Submission**
(if applicable, items a. - c. are required)
 - a. **Computer Readable Form (CRF)**
 - i. Computer Readable Form (CRF)
 - ii. Transfer Request (37 CFR 1.821(e))
 - b. **Specification Sequence Listing on:**
 - i. CD-ROM or CD-R (2 copies); or
 - ii. Paper
 - c. Statements verifying identity of above copies

- 113000 U.S. PTO
11/484873
- 071106
- ACCOMPANYING APPLICATION PARTS**
9. **Assignment Papers** (cover sheet & document(s))
Name of Assignee:
 10. **37 CFR 3.73(b) Statement** **Power of Attorney**
(when there is an assignee)
 11. **English Translation Document** (if applicable)
 12. **Information Disclosure Statement** (PTO/SB/08 or PTO-1449)
 Copies of foreign patent documents, publications, & other information
 13. **Preliminary Amendment**
 14. **Return Receipt Postcard** (MPEP 503)
(Should be specifically itemized)
 15. **Certified Copy of Priority Document(s)**
(if foreign priority is claimed)
 16. **Nonpublication Request** under 35 U.S.C. 122 (b)(2)(B)(i).
Applicant must attach form PTO/SB/35 or equivalent.
 17. **Other:**

The present application claims a priority to U.S. Provisional Patent Application Serial No. 60/702,470, which is incorporated herein by reference in its entirety.

18. If a CONTINUING APPLICATION, check appropriate box, and supply the requisite information below and in the first sentence of the specification following the title, or in an Application Data Sheet under 37 CFR 1.76:

Continuation Divisional Continuation-in-part (CIP) of prior application No.: _____

Prior application information: Examiner _____ Art Unit: _____

19. CORRESPONDENCE ADDRESS

The address associated with Customer Number: **024972** OR Correspondence address below

Name	C. Andrew Im FULBRIGHT & JAWORSKI L.L.P.				
Address	666 Fifth Avenue				
City	New York	State	NY	Zip Code	10103
Country	US	Telephone	(212) 318-3000	Email Address	

Signature		Date	July 11, 2006
Name (Print/Type)	C. Andrew Im	Registration No. (Attorney/Agent)	40,657

The PTO did not receive the following listed item(s) Application claim a priority

17611 U.S. PTO
071106

Under the Paperwork Reduction Act of 1995, no person are required to respond to a collection of information unless it displays a valid OMB control number.

FEE TRANSMITTAL For FY 2006		Complete if Known	
		Application Number	Not Yet Assigned
<input checked="" type="checkbox"/> Applicant claims small entity status. See 37 CFR 1.27		Filing Date	Concurrently Herewith
		First Named Inventor	Frank Clemente
		Examiner Name	Not Yet Assigned
TOTAL AMOUNT OF PAYMENT (\$) 650.00		Art Unit	N/A
		Attorney Docket No.	NY-CLEM 201-US1 (10508190)

METHOD OF PAYMENT (check all that apply)

Check
 Credit Card
 Money Order
 None
 Other (please identify): _____

Deposit Account
 Deposit Account Number: 50-0624
 Deposit Account Name: Fulbright & Jaworski L.L.P.

For the above-identified deposit account, the Director is hereby authorized to: (check all that apply)

Charge fee(s) indicated below
 Charge fee(s) indicated below, **except for the filing fee**

Charge any additional fee(s) or underpayment of fee(s) under 37 CFR 1.16 and 1.17
 Credit any overpayments

FEE CALCULATION (All the fees below are due upon filing or may be subject to a surcharge.)

1. BASIC FILING, SEARCH, AND EXAMINATION FEES

Application Type	FILING FEES		SEARCH FEES		EXAMINATION FEES		Fees Paid (\$)
	Fee (\$)	Small Entity Fee (\$)	Fee (\$)	Small Entity Fee (\$)	Fee (\$)	Small Entity Fee (\$)	
Utility	300	150	500	250	200	100	500.00
Design	200	100	100	50	130	65	
Plant	200	100	300	150	160	80	
Reissue	300	150	500	250	600	300	
Provisional	200	100	0	0	0	0	

2. EXCESS CLAIM FEES

Fee Description	Fee (\$)	Small Entity Fee (\$)
Each claim over 20 (including Reissues)	50	25
Each independent claim over 3 (including Reissues)	200	100
Multiple dependent claims	360	180

Total Claims Extra Claims Fee (\$) = Fee Paid (\$) Multiple Dependent Claims
 26 - 20 = 6 x 25.00 = 150.00 Fee (\$) Fee Paid (\$)

HP = highest number of total claims paid for, if greater than 20.

Indep. Claims Extra Claims Fee (\$) = Fee Paid (\$)
 1 - 3 = x =

HP = highest number of independent claims paid for, if greater than 3.

3. APPLICATION SIZE FEE

If the specification and drawings exceed 100 sheets of paper (excluding electronically filed sequence or computer listings under 37 CFR 1.52(e)), the application size fee due is \$250 (\$125 for small entity) for each additional 50 sheets or fraction thereof. See 35 U.S.C. 41(a)(1)(G) and 37 CFR 1.16(s).


Total Sheets	Extra Sheets	Number of each additional 50 or fraction thereof	Fee (\$)	Fee Paid (\$)
18	- 100 =	/50	(round up to a whole number) x	=

4. OTHER FEE(S)

Non-English Specification, \$130 fee (no small entity discount)

Other (e.g., late filing surcharge): _____

SUBMITTED BY

Signature		Registration No. (Attorney/Agent)	40,657	Telephone	(212) 318-3359
Name (Print/Type)	C. Andrew Im	Date	July 11, 2006		

Certificate of Express Mailing Under 37 CFR 1.10

I hereby certify that this correspondence is being deposited with the United States Postal Service as Express Mail, Airbill No. EV 793662476 US in an envelope addressed to:

Commissioner for Patents
P.O. Box 1450
Alexandria, VA 22313-1450

on July 11, 2006
Date


Signature

Fani Malikouzakis

Typed or printed name of person signing Certificate

Registration Number, if applicable

(212) 318-3220
Telephone Number

Note: Each paper must have its own certificate of mailing, or this certificate must identify each submitted paper.

The present application claims a priority to U.S. Provisional Patent Application Serial No. 60/702,470, which is incorporated herein by reference in its entirety.

- Utility Patent Application Transmittal (1 page)
- Fee Transmittal (1 page)
- Specification Cover Sheet (1 page)
- Specification excluding claims (12 pages)
- 26 claims (3 pages)
- Abstract (1 page)
- 2 drawings (2 sheets)
- Oath or declaration(4 pages)
- Check in the amount of \$650.00

17611 U.S. PTO
 071106

UTILITY PATENT APPLICATION TRANSMITTAL <small>(ONLY FOR NEW NONPROVISIONAL APPLICATIONS UNDER 37 CFR 1.53(B))</small>	Attorney Docket No.	NY-CLEM 201-US1 (10508190)
	First Inventor	Frank Clemente
	Title	INTEGRATED INTERNET CAMERA SYSTEM
	Express Mail Label No.	EV 793662476 US

APPLICATION ELEMENTS
 See MPEP chapter 600 concerning utility patent application contents.

- Fee Transmittal Form (e.g., PTO/SB/17)
(Submit an original and a duplicate for fee processing)
- Applicant claims small entity status.
See 37 CFR 1.27.
- Specification [Total Pages 16]
Both the claims and abstract must start on a new page
 (For information on the preferred arrangement, see MPEP 608.01(a))
- Drawing(s) (35 U.S.C. 113) [Total Sheets 2]
- Oath or Declaration [Total Sheets 4]
 a. Newly executed (original or copy)
 b. A copy from a prior application (37 CFR 1.63(d))
(for continuation/divisional with Box 18 completed)
 i. **DELETION OF INVENTOR(S)**
Signed statement attached deleting inventor(s) named in the
 prior application, see 37 CFR 1.63(d)(2) and 1.33(b).
- Application Data Sheet. See 37 CFR 1.76
- CD-ROM or CD-R in duplicate, large table or Computer Program (Appendix)
 Landscape Table on CD
- Nucleotide and/or Amino Acid Sequence Submission
(if applicable, items a. - c. are required)
 a. Computer Readable Form (CRF)
 i. Computer Readable Form (CRF)
 ii. Transfer Request (37 CFR 1.821(e))
 b. Specification Sequence Listing on:
 i. CD-ROM or CD-R (2 copies); or ii. Paper
 c. Statements verifying identity of above copies

ADDRESS TO: Commissioner for Patents
 P.O. Box 1450
 Alexandria, VA 22313-1450


- ACCOMPANYING APPLICATION PARTS**
- Assignment Papers (cover sheet & document(s))
 Name of Assignee:
 - 37 CFR 3.73(b) Statement Power of Attorney
(when there is an assignee)
 - English Translation Document (if applicable)
 - Information Disclosure Statement (PTO/SB/08 or PTO-1449)
 Copies of foreign patent documents, publications, & other information
 - Preliminary Amendment
 - Return Receipt Postcard (MPEP 503)
(Should be specifically itemized)
 - Certified Copy of Priority Document(s)
(if foreign priority is claimed)
 - Nonpublication Request under 35 U.S.C. 122 (b)(2)(B)(i).
Applicant must attach form PTO/SB/35 or equivalent.
 - Other: The present application claims a priority to U.S. Provisional Patent Application Serial No. 60/702,470, which is incorporated herein by reference in its entirety.

18. If a CONTINUING APPLICATION, check appropriate box, and supply the requisite information below and in the first sentence of the specification following the title, or in an Application Data Sheet under 37 CFR 1.76:
 Continuation Divisional Continuation-in-part (CIP) of prior application No.: _____
 Prior application information: Examiner _____ Art Unit: _____

19. CORRESPONDENCE ADDRESS

The address associated with Customer Number: **024972** OR Correspondence address below

Name	C. Andrew Im FULBRIGHT & JAWORSKI L.L.P.			
Address	666 Fifth Avenue			
City	New York	State	NY	Zip Code 10103
Country	US	Telephone	(212) 318-3000	Email Address

Signature		Date	July 11, 2006
Name (Print/Type)	C. Andrew Im	Registration No. (Attorney/Agent)	40,657

The PTO did not receive the following listed item(s) Application claim a priority

17611 U.S. PAT. & TM. OFF. 071106

Under the Paperwork Reduction Act of 1995, no person are required to respond to a collection of information unless it displays a valid OMB control number.

FEE TRANSMITTAL For FY 2006		Complete if Known	
		Application Number	Not Yet Assigned
<input checked="" type="checkbox"/> Applicant claims small entity status. See 37 CFR 1.27		Filing Date	Concurrently Herewith
		First Named Inventor	Frank Clemente
		Examiner Name	Not Yet Assigned
		Art Unit	N/A
TOTAL AMOUNT OF PAYMENT (\$) 650.00		Attorney Docket No.	NY-CLEM 201-US1 (10508190)

METHOD OF PAYMENT (check all that apply)

Check
 Credit Card
 Money Order
 None
 Other (please identify): _____

Deposit Account
 Deposit Account Number: 50-0624
 Deposit Account Name: Fulbright & Jaworski L.L.P.

For the above-identified deposit account, the Director is hereby authorized to: (check all that apply)

Charge fee(s) indicated below
 Charge fee(s) indicated below, **except for the filing fee**

Charge any additional fee(s) or underpayment of fee(s) under 37 CFR 1.16 and 1.17
 Credit any overpayments

FEE CALCULATION (All the fees below are due upon filing or may be subject to a surcharge.)

1. BASIC FILING, SEARCH, AND EXAMINATION FEES

Application Type	FILING FEES		SEARCH FEES		EXAMINATION FEES		Fees Paid (\$)
	Fee (\$)	Small Entity Fee (\$)	Fee (\$)	Small Entity Fee (\$)	Fee (\$)	Small Entity Fee (\$)	
Utility	300	150	500	250	200	100	500.00
Design	200	100	100	50	130	65	
Plant	200	100	300	150	160	80	
Reissue	300	150	500	250	600	300	
Provisional	200	100	0	0	0	0	

2. EXCESS CLAIM FEES

Fee Description	Fee (\$)	Small Entity Fee (\$)
Each claim over 20 (including Reissues)	50	25
Each independent claim over 3 (including Reissues)	200	100
Multiple dependent claims	360	180

Total Claims Extra Claims Fee (\$) = Fee Paid (\$) Multiple Dependent Claims
 26 - 20 = 6 x 25.00 = 150.00 Fee (\$) Fee Paid (\$)

HP = highest number of total claims paid for, if greater than 20.

Indep. Claims Extra Claims Fee (\$) = Fee Paid (\$)
 1 - 3 = x =

HP = highest number of independent claims paid for, if greater than 3.

3. APPLICATION SIZE FEE

If the specification and drawings exceed 100 sheets of paper (excluding electronically filed sequence or computer listings under 37 CFR 1.52(e)), the application size fee due is \$250 (\$125 for small entity) for each additional 50 sheets or fraction thereof. See 35 U.S.C. 41(a)(1)(G) and 37 CFR 1.16(s).


Total Sheets Extra Sheets Number of each additional 50 or fraction thereof Fee (\$) Fee Paid (\$)
 18 - 100 = /50 (round up to a whole number) x =

4. OTHER FEE(S)

Non-English Specification, \$130 fee (no small entity discount)

Other (e.g., late filing surcharge): _____

SUBMITTED BY

Signature		Registration No. (Attorney/Agent)	40,657	Telephone	(212) 318-3359
Name (Print/Type)	C. Andrew Im	Date	July 11, 2006		

Certificate of Express Mailing Under 37 CFR 1.10

I hereby certify that this correspondence is being deposited with the United States Postal Service as Express Mail, Airbill No. EV 793662476 US in an envelope addressed to:

Commissioner for Patents
P.O. Box 1450
Alexandria, VA 22313-1450

on July 11, 2006
Date


Signature

Fani Malikouzakis

Typed or printed name of person signing Certificate

Registration Number, if applicable

(212) 318-3220
Telephone Number

Note: Each paper must have its own certificate of mailing, or this certificate must identify each submitted paper.

The present application claims a priority to U.S. Provisional Patent Application Serial No. 60/702,470, which is incorporated herein by reference in its entirety.

- Utility Patent Application Transmittal (1 page)
- Fee Transmittal (1 page)
- Specification Cover Sheet (1 page)
- Specification excluding claims (12 pages)
- 26 claims (3 pages)
- Abstract (1 page)
- 2 drawings (2 sheets)
- Oath or declaration(4 pages)
- Check in the amount of \$650.00

**IN THE UNITED STATES PATENT AND TRADEMARK OFFICE
APPLICATION FOR LETTERS PATENT**

TITLE: INTEGRATED INTERNET CAMERA SYSTEM

**Inventor: Frank CLEMENTE
Theodore FEASER**

C. Andrew Im
Reg. No. 40,657
Fulbright & Jaworski L.L.P.
666 Fifth Avenue
New York, N.Y. 10103

INTEGRATED INTERNET CAMERA SYSTEM

RELATED APPLICATION

[0001] The present application claims a priority to U.S. Provisional Patent Application Serial No. 60/702,470, which is incorporated herein by reference in its entirety.

FIELD OF THE INVENTION

[0002] The present invention relates to an integrated Internet camera and/or system that is simple to install, operate and maintain, more particularly to an integrated Internet camera and/or video system that seamlessly and automatically transmits, receives, stores and/or archives still images, video and/or audio to and from a web site service/monitor center over the Internet using one or more integrated Internet cameras.

BACKGROUND OF THE INVENTION

[0003] The increasing use and awareness of the utility afforded by the Internet has transformed this simple image recording or capture process into a more complicated process requiring permanent storage and providing a secure centralized access to such storage from any remote location.

[0004] The currently available camera systems available are rigid and expensive. These systems are complex and require a host of peripheral devices to place an image on the Internet or Web. Additionally, these systems are bulky and not very portable. Moreover, the user must install one or more software to operate such camera systems. In a security monitoring application, these camera systems require a qualified operator to operate and maintain such system.

[0005] An example of such prior camera system is shown in FIG. 1. In order for an operator to transfer the still image, video and/or audio file from a video camera 100 to an account on the Internet or Web, the operator must connect the video camera 100 to a personal computer PC 200. The still image, video and/or audio file is transferred and stored in the PC 200 before it is transferred or uploaded onto the Internet. That is, the camera 100 must be connected to a network device (e.g., PC 200) before it can transmit or receive still image, video or audio files.

[0006] Some have attempted to resolve this problem by purchasing a network card (wired or wireless) to enable their camera 100 to connect to the Internet without a separate network device (i.e., PC 200). However, such solution is only available if the camera 100 can accept such network card and does not provide two-way access to the image file, i.e., transmitting to storage and receiving from storage. Additionally, such solution generally requires the operator to install the network card and accompanying software to “network” enabled camera 100.

[0007] Therefore, it is desirable to have an integrated Internet camera system that can seamlessly upload and download video and/or audio files to and from the Internet, transmits these files to another web-enabled portable device (e.g., another camera, a personal digital assistant (PDA), a cell phone and the like), receive/download video and/or audio files from another portable device and/or store/archive these files in a secure website without the necessity of connecting to another device, such as a PC 200.

OBJECTS AND SUMMARY OF THE INVENTION

[0008] There are many commercial and general consumer needs for this integrated Internet camera system. Some examples are in the fields of security, engineering, entertainment, advertising, child care monitoring and personal use, such as for family social occasions.

[0009] Accordingly, it is an object of the present invention to provide an integrated Internet camera system (“IICS”) that allows even the novice users to seamlessly link their Internet direct cameras (“IDC”) to a dedicated website of the IICS operator (such as a website archive and review center (“WSARC”) to begin recording/storing/archiving of the images on the WSARC by simply powering their IDC. The present invention’s ease of use, less working parts, lower maintenances, lower expenses, and easily accessible support enables the novice users to quickly employ and enjoy the IICS of the present invention. Additionally, the IICS is very flexible, it can be easily expanded and customized to provide a host of services and meet various needs of both personal and commercial users.

[0010] It is another object of the present invention to provide the IICS as aforesaid, which comprises IDC that can automatically and seamlessly connect to the WSARC by simply powering on the IDC. That is, when an operator takes a picture, the IDC automatically transmits the image to the WSARC.

[0011] Accordingly, it is an object of the present invention to provide an inexpensive and efficient camera having all necessary functionality for transmission and reception of real-time, stored and archived digital images to and from the Internet in a single, portable standalone apparatus (i.e., an embedded system), without requiring the use of an external controlling apparatus such as a personal computer.

[0012] Another object of the present invention is to provide a WSARC that enables an authorized user to schedule transmission of digital images to one or more IDC(s) upon receipt of an image from an IDC associated with that authorized user.

[0013] A further of the present invention is to provide a portable, standalone camera that initiates transmission of digital images to the Internet, i.e., WSARC, upon an image capture.

[0014] In accordance with an embodiment of the present invention, an integrated Internet camera system for transmitting digital images to an Internet address comprises an image pickup, an optical module for forming an image on the image pickup, and an image capturing module for capturing digital images from the image pickup. A wireless device or SIMMS card connects and maintains the IDC's connection to the Internet for transmission of the digital image files to a user account associated with the IDC at a predetermined Internet address (i.e., WSARC) and transfers the digital image files to the user account. The digital image files in the user account are then available to authorized users of the account. Depending on the access privilege such authorized user may access the entire or a portion of the stored/archived digital image files.

[0015] In accordance with an embodiment of the present invention, an integrated Internet camera system comprises a website archive and review center (WSARC) for storing, archiving and managing images and an Internet direct camera (IDC) for capturing an image, automatically transmitting the image to an account associated with said IDC on the WSARC upon image capture and receiving stored/archived image from the WSARC. The IDC comprises a display for displaying the captured image and the received image. The IDC automatically connects to the WSARC over an Internet connection on power-up.

BRIEF DESCRIPTION OF THE DRAWINGS

[0016] The present invention is further explained in the description which follows with reference to the drawings, illustrating, by way of non-limiting examples, various

embodiments of the invention, with like reference numerals representing similar parts throughout the several views, and wherein:

[0017] Fig. 1 shows a conventional stationary camera which captures and transmits images to the Internet using a local PC; and

[0018] Fig. 2 illustrates an Integrated Internet camera system in accordance with an exemplary embodiment of the present invention.

DETAILED DESCRIPTION OF THE EMBODIMENTS

[0019] Turning now to Fig. 2, there is illustrated an integrated Internet camera system (IICS) 1000 in accordance with an embodiment of the present invention comprising a plurality Internet direct cameras (IDCs) 2000 connected to a website archive and storage center (WSARC) 3000 over the Internet 4000. The WSARC 3000 comprises a web server 3010 and one or more database 3020 to store and/or archive images received from the IDCs 2000. The IICS 1000 uses the IDC 2000 (preferably a multi-mode camera) to transmit a still image, video and audio (collectively referred to herein as the “data”), onto the Internet 4000 via a multi mode Internet Access Antenna (IAA) 2600 to a monitored WSARC 3000. The IDC 2000 can connect to the Internet via, but not limited to, land line, DSL, cable, satellite, wireless network, cellular, Wi-Fi, Wi-Max and the like. Preferably, the IDC 2000 connects to the Internet via a primary mode of communication and switches over the secondary mode of communication if the IDC 2000 detects a failure in the primary mode of communication. For example, if the IDC 2000 is programmed or setup to use Wi-Fi as a primary mode of communication, the IDC 2000 can switch to a cellular communication if the Wi-Fi communication is lost or unavailable.

[0020] In accordance with an exemplary embodiment of the present invention, the IDC 2000 comprises an embedded address, a subscriber identification module (SIM) card 2610 or other comparable device or means to enable the IDC’s connection to the WSARC 3000 to be embedded, preset, encrypted, proprietary and firewall protected. If the IDC 2000 is faulty or inoperable, the user can simply remove its SIM card 2610 and install it in the new IDC 2000. That is, the SIM card 2610 is interchangeable from one IDC 2000 to another IDC 2000.

[0021] In accordance with an exemplary embodiment of the present invention, the IDC 2000 comprises a microcontroller or microprocessor 2200 for controlling the various components of the IDC 2000, a display 2300, preferably LCD display, to display captured

images, an image-forming optical system 2500 for capturing images, a compression module 2210 for compressing captured images, a storage device 2400 for storing and/or archiving capture images, an image adjusting module 2220 for performing image processing on a stored/archived digital image and a text module 2230 for superimposing text information on a stored/archived digital image. In accordance with an embodiment of the present invention, the microcontroller 2200 controls the compression module 2210 to perform image compression, e.g., JPEG, Huffman, wavelet and the like and outputs images in JPEG, TIFF, GIFF and other known formats for storage in the storage device 2400 and/or transmission to the WSARC 3000. The microcontroller 2200 also can control the image adjusting module 2220 to adjust the resolution of image stored/archived in the storage device 2400 on a continuous scale with preferred preservation of aspect ratio either before or after storage therein or before or after transmission to the WSARC 3000.

[0022] All of the electronic, mechanical, optical and display components of the IDC 2000 are housed within a camera body 2100. A viewfinder 2530 allows the operator to view a scene corresponding to, or identical to, an image formed on an image pickup 2510 of the IDC 2000 via the image-forming optical system 2500. The image-forming optical system 2500 can comprises a zoom lens or an auto-focus system.

[0023] The display 2300 displays the results of user interaction, status reporting to the user and images/vides captured or received by the IDC 2000. The storage device 2400 can be a memory, a hard drive, a DRAM, a NAND, a flash memory, a memory stick, a storage disk and the like. It is appreciated that IDC 2000 without the storage device 2400 has the benefit of lowering the cost of the IDC 2000. The storage device 2400 advantageously enables the user to continue recording even if the Internet connection is temporarily lost or unavailable.

[0024] Instead of the viewfinder 2530, the IDC 2000 in accordance with an embodiment of the present invention utilizes a detachable or integrated full video (LCD) display 2300. Accordingly, the display 2300 is a color or greyscale (video) LCD, and the microcontroller 2200 drives the display 2300 to show images formed on the image pickup 2510.

[0025] In accordance with an exemplary embodiment of the present invention, the storage device 2400 records the data constantly, preferably with a chosen time frame override. In accordance with an aspect of the present invention, the IDC 2000 transmits

the data to the WSARC 3000 and simultaneously records the data on the storage device 2400.

[0026] In accordance with an exemplary embodiment of the present invention, the IDC 2000 comprises a meter that shows amount of time or data remaining to be transmitted to the WSARC 3000.

[0027] In accordance with an exemplary embodiment of the present invention, the storage device 1120 records the data when the Internet connection is lost. The IDC 2000 transmits the stored/archived data when the Internet connection to the WSARC 3000 is re-established. Preferably, the storage device 2400 records the data until all recorded data is sent to the WSARC 3000 over the Internet 4000 and then move seamlessly to transmitting live data without loss of data.

[0028] In accordance with an exemplary embodiment of the present invention, the storage device 1120 records the data where Internet access is unavailable, such as a factory or a remote site. Periodically, the IDC 2000 can be moved to a site where Internet access is available and the recordings can be transmitted to the WSARC 3000. In accordance with an embodiment of the present invention, the IDC 2000 can be replaced with another IDC 2000 so the recording is continuous. Preferably, the storage device 2400 is removable such that the storage device 2400 is periodically replaced with a new one so that the recording is continuous. The recordings on the removed IDC 2000 and/or the storage device 1120 are then transferred to the WSARC 3000.

[0029] In accordance with an exemplary embodiment of the present invention, the IDC 2000 comprises a light indicator, such as an LED 2310, indicating whether the IDC 2000 is connected to the Internet (i.e., the WSARC 3000). The LED 2310 is “green” to indicate that the IDC 2000 is connected to the WSARC 3000 and “red” to indicate that the IDC 2000 is not connected to the WSARC 3000. This will advantageously enable the user or operator of the IDC 2000 to know the status of the Internet connection immediately. In accordance with an aspect of the present invention, if the WSARC 3000 loses connection to an IDC 2000, the WSARC 3000 sends an email to a predetermined address or places a phone call to a predetermined number (or other comparable notification means) designated by the registered user of the IDC 2000.

[0030] In accordance with an exemplary embodiment of the present invention, the IDC 2000 comprises a motion sensor 2700 for activating the recording only when the motion sensor 2700 detects motion. For example, this can be useful for monitoring

remote, unpopulated locations, such as a warehouse or a factory in off-hour or a summer or winter home in off-season, for any unauthorized intrusion. Preferably, the IDC 2000 only records when the motion sensor 2700 detects an activity or motion within a monitoring area or site. In accordance with an aspect of the present invention, upon activation of the IDC 2000, the WSARC 3000 can be setup or program to send an email to a predetermined address or place a phone call to a predetermined number (or other comparable notification means), which can be designated by the registered user of the IDC 2000.

[0031] In accordance with an exemplary embodiment of the present invention, the IDC 2000 can be placed or mounted on a mounting device 1100 which can rotate or pivot the IDC 2000, thereby enabling the operator to remotely control the IDC 2000 via the WSARC 3000. As noted herein, for example, when the registered user receives an email or a phone call that the IDC 2000 has detected an activity within a warehouse, the registered user can log onto the WSARC 3000 and remotely operate one or more IDCs 2000 within the warehouse to determine the cause of this activity. Alternatively, an operator associated with the WSARC 3000 can remotely operate one or more IDCs 2000 within the warehouse to determine the cause of this activity. Such remote monitoring capability with the IICS 1000 enables the operator of the WSARC 3000 or the registered user to quickly determine if the activity is a false alarm or real intrusion that needs to be dealt with and reported to the local police authority.

[0032] In accordance with an exemplary embodiment of the present invention, the WSARC 3000 is staffed with operators, technicians, security personnel and the like to provide a full monitoring service, such as 24/7 (24 hours/7 days a week) monitoring service. If the operator of the WSARC 3000 determines if there is an incident or event warranting a investigation within a remote monitoring site, such as a home, office, warehouse, etc., the operator can dispatch a security personnel to investigate the incident.

[0033] In accordance with an exemplary embodiment of the present invention, the IDC 2000 comprises a battery 2800, which provides power to all of the components of the IDC 2000. It is appreciated that IDC 2000 can be powered by any variety of power sources. The IDC 2000 can be powered exclusively by the internal battery 2800 or by other power sources, such as solar power or AC power with the internal battery 2800 serving as a backup power source. Preferably, the internal battery 2800 is a rechargeable battery that can be recharged by solar or electrical power. The rechargeable battery can

incorporate an AC adapter, preferably provided outside the IDC 2000 in order to reduce the size of the camera. The AC adapter plugs into a conventional AC outlet, and can be a "Universal" AC adapter connectible to various worldwide AC supplies. In accordance with an embodiment of the present invention, the IDC 2000 can be setup or programmed to alert the WSARC 3000 to send an email to a predetermined address or place a call to predetermined number (or other comparable notification means) when the IDC 2000 determines the power of the battery 2800 is below a predetermined threshold. Additionally, the WSARC 3000 automatically sends an email to a predetermined address or place a call to a predetermined number (or other comparable notification means) when the WSARC 3000 is unavailable to communicate with WSARC 3000 for any reason, such as loss of power, loss of Internet connection, etc. This advantageously alerts the registered user of the IDC 2000 to replace the IDC's battery 2800.

[0034] In accordance with an exemplary embodiment of the present invention, the IDC 2000 can be used a cell phone employing voice over IP (VOIP) via the Internet connection or traditional cellular network for voice communication and/or data transmission, such as text messages. Additionally, the IDC 2000 can use the Internet connection to download live or recorded audio and/or video content from the Internet. The necessary hardware and software components can reside within the IDC 2000 or in a separate device removable attachable to the IDC 2000.

[0035] In accordance with an exemplary embodiment of the present invention, the IICS 1000 is deployed in a warehouse with 10 IDCs 2000. The registered user or an operator of the WSARC 3000 can view all ten IDCs 2000 individually, together or in a group. It is appreciated that more IDCs 2000 can be added or distributed over multiple warehouses or buildings.

[0036] In accordance with an exemplary embodiment of the present invention, the image pickup 2510 of the IDC 2000 can be infrared or UV light sensor suitable for recording or generating infrared or UV images. Preferably, the IDC 2000 comprises a scope-shaped attachment the can provide specialized lighting and/or scope-shaped magnified zoom lens to provide specialized viewing. For example, this enables the IDC 2000 to record fine cracks and crevices in machinery and/or building. The infrared light capability advantageously permits the IICS 1000 to operate in low light to monitor building or warehouse at night.

[0037] In accordance with an exemplary embodiment of the present invention, the WSARC 3000 is accessible by registered users and users authorized by registered users using their login name and password. The registered user can give other users access or viewing rights to certain files, folders, etc. on a permanent or temporary basis. That is, the user's ability to view recordings or data stored/archived in the WSARC 3000 will be dictated by the rights assigned to the user. The grouping and granting of certain viewing rights can be pre-set by the registered user or owner of the account. In accordance with an exemplary embodiment of the present invention, the WSARC 3000 can provide temporary access based on certain preference or fee. For example, to help cover the cost of recording Little League baseball games, a registered user can establish an account so parents, grandparents and friends of the players can access and download the recordings of the games for a fee. The fee can be one-time fee (i.e., for the entire season), per game, per access, etc.

[0038] It is appreciated that WSARC 3000 comprises standard known tools to enable the registered user can organize their images. In accordance with an exemplary embodiment of the present invention, the registered user can organize the images by location, e.g., warehouse, home, country house, etc., using a file folder hierarchy structure. When a user clicks on one of the displayed location, the WSARC 3000 displays another menu listing the groups within that location. For example, when a user clicks the location labeled "warehouse," the WSARC 3000 can list the following groups: office, garage, interior warehouse, outside perimeter, parking lot, etc. When a user clicks the location labeled "home," the WSARC 3000 can list the following groups: 1st floor, 2nd floor, living room, dining room, kitchen, garage, bedroom 1, bedroom 2, basement, outside perimeter, etc.

[0039] In accordance with an exemplary embodiment of the present invention, the WSARC 3000 can archive the recordings by date (such as year), name, or by event titled by the registered user. That is, the registered user can name or rename the recordings. This advantageously enables the user to search the archive by date, name or event. The registered user can label the events such as weddings, birthdays, anniversaries, etc. When a user clicks on an event labeled "birthdays," the WSARC 3000 displays a list of all of titles named "birthday," for example:

Rita Marie's 1st Birthday
Rita Marie's 16th Birthday

Frankie's 1st Birthday
Mommy's 30th Birthday
Grandma's 70th Birthday

It is appreciated that these events is also searchable by date and name. These events would be available to search by date and by group name. Whichever method is easier for the user to find, this all depends on the detail of label a given user employs.

[0040] In accordance with an exemplary embodiment of the present invention, the text module 2230 enables the registered user to type over the images before the images are transmitted to the WSARC 3000. Preferably, the LCD display 2300 comprises a touch keypad for entering text and labeling the image before it is transmitted to the WSARC 3000.

[0041] In accordance with an exemplary embodiment of the present invention, the IDC 2000 comprises a plug-in, e.g., USB port, for a microphone or headphones, to enable to the user to record voice over the live or recorded images. Alternatively, the WSARC 3000 comprises tools to enable the registered user to edit the recorded images to record voice over the stored/archived images to clarify, comment or explain the recorded images.

[0042] In accordance with an exemplary embodiment of the embodiment of the present invention, each account at WSARC 3000 can be assigned to one or more registered users, thereby permitting each registered user of the account to seamlessly transmit and receive images from the other registered user. For example, the parents are vacationing in Europe, the grandparents live in Brazil, Rita Marie is skiing in New Zealand and Frankie is diving in Hawaii. The IICS 1000 of the present invention enables the parents to seamlessly receive images from and transmit images to their daughter in New Zealand, the grandparents in Brazil and their son in Hawaii.

[0043] In accordance with an exemplary embodiment of the present invention, the IDC 2000 comprises a web browser linked to the Internet 4000. The registered user can use the IDC 2000 to retrieve or view stored/archived images in its account on the WSARC 3000, manage its WSARC account, send/receive emails via an email account established on the WSARC 3000 or surf the Internet.

[0044] In accordance with an exemplary embodiment of the present invention, the registered user can access the WSARC 3000 using the IDC 2000 or a standard computer to retrieve, view stored/archived images, email stored/archived images or download stored/archived images onto a CD, DVD and the like.

[0045] The IDC 2000 of the present invention comprises all of the standard known components to capture digital images, make a connection to the Internet, and transmit images over the Internet. This advantageously enables the IDC 2000 to be used in many applications, such as in entertainment, advertising, education, security, traffic monitoring, weather monitoring, child care monitoring, surveillance, and general consumer applications.

[0046] Although the above description sets forth particular embodiments of the present invention, modifications of the invention will be readily apparent to those skilled in the art, and it is intended that the scope of the invention be determined solely by the appended claims.

What is claimed is:

1. An integrated Internet camera system, comprising
 - a website archive and review center (WSARC) for storing and managing images; and
 - an Internet direct camera (IDC) for capturing an image, automatically transmitting said image to an account associated with said IDC on said WSARC upon image capture and receiving stored image from said WSARC, and comprising a display for displaying said captured image and said received image; and
 - wherein said IDC automatically connects to said WSARC over an Internet connection on power-up.
2. The system of claim 1, wherein said IDC automatically connects to said WSARC using a secondary mode of communication when a primary mode of communication to said WSARC is unavailable.
3. The system of claim 1, wherein said IDC comprises a storage device for locally storing said captured image and said received image; and wherein said storage device stores said captured image only when said IDC loses said connection with said WSARC.
4. The system of claim 3, wherein said stored image is transmitted to said WSARC when said IDC re-establishes said connection with said WSARC.
5. The system of claim 1, wherein said IDC comprises an internal battery to power said IDC.
6. The system of claim 5, wherein said internal battery is a rechargeable battery.
7. The system of claim 5, wherein said IDC alerts said WSARC when the power of said internal battery is below a predetermined threshold.
8. The system of claim 5, wherein said WSARC is operable to monitor the power of said internal battery and alerts a registered user associated with said IDC if the power of said internal battery is below a predetermined threshold.

9. The system of claim 1, wherein said IDC comprises a motion sensor and is operable to record only when a motion is detected by said motion sensor.
10. The system of claim 1, wherein said display of said IDC comprises a touch pad for entering a command, a text or labeling images.
11. The system of claim 1, wherein said WSARC sends an email message to a predetermined email address associated with said IDC when said connection to said IDC is lost.
12. The system of claim 1, further comprising a plurality of IDCs for monitoring a building, each IDC monitoring different parts of said building.
13. The system of claim 1, further comprising a plurality of IDCs for connecting users located in different locations.
14. The system of claim 1, wherein said WSARC is operable to organize the images by event, date or name.
15. The system of claim 1, wherein said each of said IDC comprises a SIM card associated with a registered user of said WSARC.
16. The system of claim 1, wherein said WSARC is operable to send images received from said IDC to one or more IDCs selected by a register user associated with said IDC.
17. The system of claim 1, wherein said IDC comprises a web browser.
18. The system of claim 1, wherein said IDC is operable to support voice over IP over said connection.
19. The system of claim 1, wherein said account is associated with a registered user of said WSARC and said images in said account can be viewed by any user given privilege to view by said registered user.
20. The system of claim 1, wherein said IDC comprises an infrared or UV sensor to record infrared or UV images.

21. The system of claim 1, further comprising a scope-shaped attachment to said IDC, which provides specialized lighting to record fine cracks and crevices in a machine or a building.
22. The system of claim 1, wherein said IDC comprises an image pickup, an optical module for forming an image on the image pickup, and an image capturing module for capturing digital images from said image pickup.
23. The system of claim 22, wherein said optical module comprises an auto-focus optical system.
24. The system of claim 1, wherein said IDC is a portable camera.
25. The system of claim 1, wherein said IDC is a stationary camera under the control of said WSARC.
26. The system of claim 1, further comprising a mounting device for mounting said IDC and operable to rotate or pivot said IDC, thereby enabling an operator to remotely control said IDC.

ABSTRACT

An integrated Internet camera system comprises a website archive and review center (WSARC) for storing and managing images and an Internet direct camera (IDC) for capturing an image, automatically transmitting the image to an account associated with said IDC on the WSARC upon image capture and receiving stored image from the WSARC. The IDC comprises a display for displaying the captured image and the received image. The IDC automatically connects to the WSARC over an Internet connection on power-up.

Fig. 1

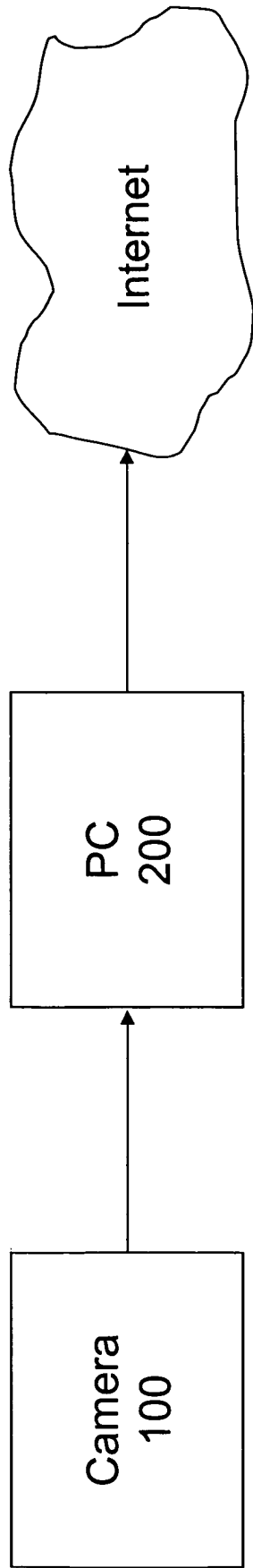
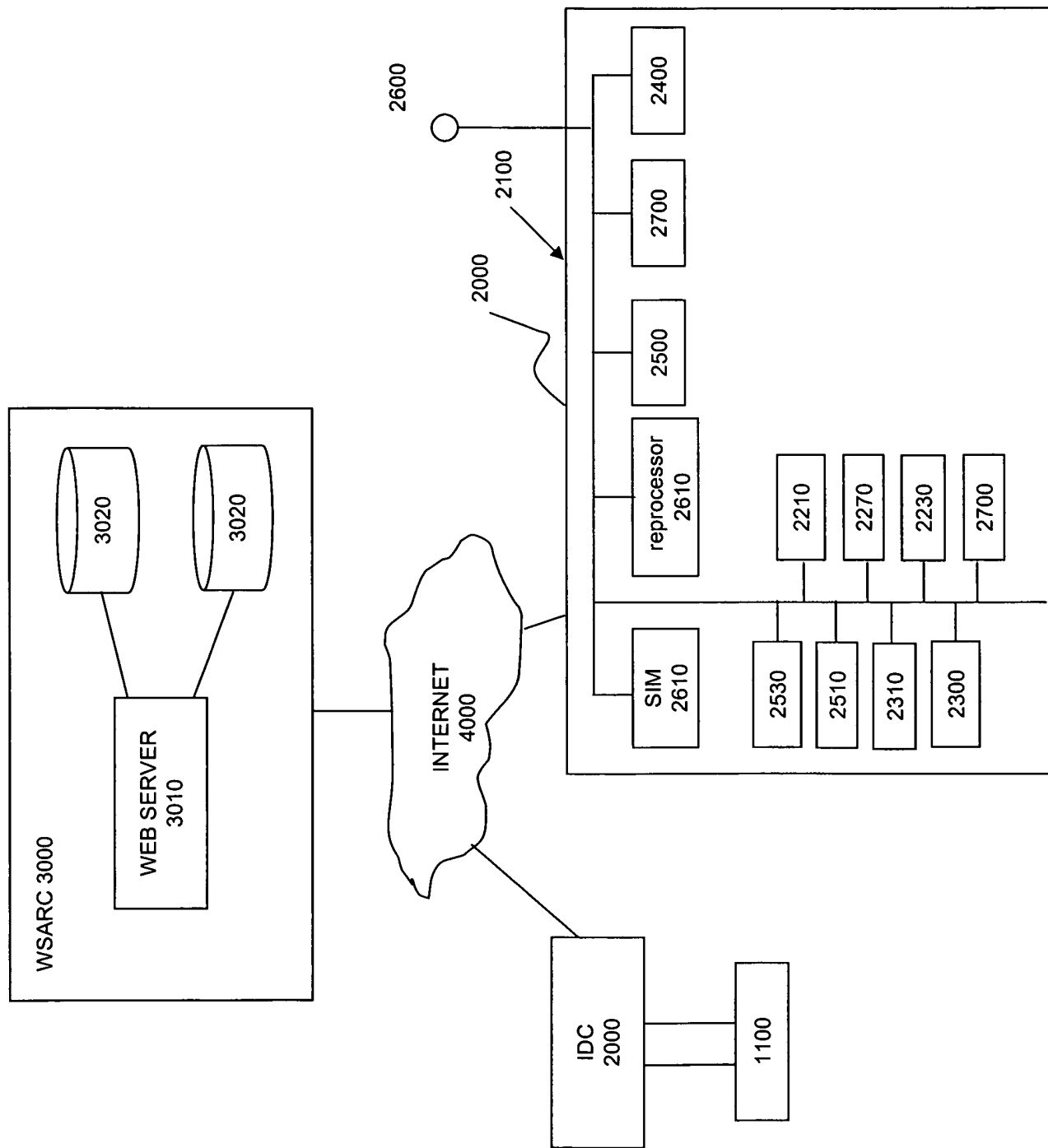


Fig. 2



CLEM 201.1 US

IN THE UNITED STATES PATENT AND TRADEMARK OFFICE

DECLARATION FOR PATENT APPLICATION

As the below named inventor, I hereby declare that:

My residence, post office address and citizenship are as stated below next to my name.

I believe I am the original, first and sole inventor of the subject matter which is claimed and for which a patent is sought on the invention entitled:

**INTERNET DIRECT CAMERA AND METHOD FOR PROVIDING
INTERNET BASED STORAGE SERVICE USING THE SAME**

the specification of which was filed on _____ and assigned Serial No.
_____.

In the event that the filing date and/or Application No. are not entered above at the time I execute this document, and if such information is deemed necessary, I hereby authorize and request my attorneys/agent(s) at **Fulbright & Jaworski L.L.P.**, 666 Fifth Avenue, New York, New York 10103, to insert above the filing date and/or Application No. of said application.

I hereby state that I have reviewed and understand the contents of the above identified specification, including the claims, as amended by an amendment, if any, specifically referred to herein.

I acknowledge the duty to disclose all information known to me that is material to patentability in accordance with Title 37, Code of Federal Regulations, § 1.56.

FOREIGN PRIORITY CLAIM

I hereby claim foreign priority benefits under Title 35, United States Code § 119(a)-(d) of any foreign application(s) for patent or inventor's certificate listed below and have also identified below any foreign application for patent or inventor's certificate having a filing date before that of the application on which priority is claimed:

no such foreign applications have been filed

such foreign application have been filed as follows:

**EARLIEST FOREIGN APPLICATION(S), IF ANY FILED WITHIN 12 MONTHS
(6 MONTHS FOR DESIGN) PRIOR TO THIS U.S. APPLICATION**

Attorney Docket No.: NY-CLEM 201-US1

Application Number	Country	Date of Filing	Priority Claimed Under 35 USC 119

ALL FOREIGN APPLICATION(S), IF ANY FILED MORE THAN 12 MONTHS (6 MONTHS FOR DESIGN) PRIOR TO THIS U.S. APPLICATION

Application Number	Country	Date of Filing

CLAIM FOR BENEFIT OF EARLIER U.S. PROVISIONAL APPLICATIONS

I hereby claim priority benefits under Title 35, United States Code §119(e), of any United States provisional patent application(s) listed below:

- no such U.S. provisional applications have been filed.
- such U.S. provisional application have been filed as follows:

Application Number	Date of Filing	Priority Claimed Under 35 USC 119
60/702,470	July 26, 2005	<input checked="" type="checkbox"/> Yes <input type="checkbox"/> No

CLAIM FOR BENEFIT OF EARLIER U.S./PCT APPLICATION(S)

I hereby claim the benefit under Title 35, United States Code, §120 of the United States application(s) listed below and, insofar as the subject matter of each of the claims of this application is not disclosed in the prior United States application in the manner provided by the first paragraph of Title 35, United States Code, §112, I acknowledge the duty to disclose all information that is material to patentability in accordance with Title 37, Code of Federal Regulations, §1.56 which became available to me between the filing date of the prior application and the national or PCT international filing date of this application:

- no such U.S./PCT applications have been filed.
- such U.S./PCT application have been filed as follows:

Application Number	Relationship	Parent Application	Date of Filing

Attorney Docket No.: NY-CLEM 201-US1

I hereby declare that all statements made herein of my own knowledge are true and that all statements made on information and belief are believed to be true; and further that these statements were made with the knowledge that willful false statements and the like so made are punishable by fine or imprisonment, or both, under Section 1001 of Title 18 of the United States Code and that such willful false statements may jeopardize the validity of the application or any patent issued thereon.

I hereby appoint:

All practitioners at Customer Number 024972


all of **Fulbright & Jaworski L.L.P.**, 666 Fifth Avenue, New York, New York 10103, jointly, and each of them severally, my attorneys at law/patent agent(s), with full power of substitution, delegation and revocation, to prosecute this application, to make alterations and amendments therein, to receive the patent, and to transact all business in the U. S. Patent and Trademark Office connected therewith.

Please mail all correspondence to C. Andrew Im, whose address is:


Fulbright & Jaworski L.L.P.
666 Fifth Avenue
New York, New York 10103

Please direct telephone calls to: C. Andrew Im at (212) 318-3359.

Please direct facsimiles to: (212) 318-3400

Full name of sole or first inventor Frank CLEMENTE	
Sole or first inventor's signature 	Date 7/10/06
Residence Brooklyn, New York	
Citizenship US	
Mailing Address 75 - 82nd Street Brooklyn, New York 11209	

Attorney Docket No.: NY-CLEM 201-US1

Full name of second inventor Ted FEASER	
Second inventor's signature 	Date 7-16-06
Residence Staten Island, New York	
Citizenship US	
Mailing Address 328 Laconia Avenue Staten Island, New York 10305	

PATENT APPLICATION SERIAL NO. _____

U.S. DEPARTMENT OF COMMERCE
PATENT AND TRADEMARK OFFICE
FEE RECORD SHEET

07/13/2006 STEUMELI 00000003 11484373

01 FC:2011	150.00	DP
02 FC:2111	250.00	DP
03 FC:2311	100.00	DP
04 FC:2202	150.00	DP

PTO-1556
(5/87)

Under the Paperwork Reduction Act of 1995, no persons are required to respond to a collection of information unless it displays a valid OMB control number.

PATENT APPLICATION FEE DETERMINATION RECORD

Substitute for Form PTO-875 Effective December 8, 2004

Application or Docket Number

11489373

APPLICATION AS FILED - PART I

(Column 1)

(Column 2)

SMALL ENTITY

OR

OTHER THAN SMALL ENTITY

FOR	NUMBER FILED	NUMBER EXTRA
BASIC FEE (37 CFR 1.16(a), (b), or (c))	N/A	N/A
SEARCH FEE (37 CFR 1.16(k), (l), or (m))	N/A	N/A
EXAMINATION FEE (37 CFR 1.16(e), (p), or (q))	N/A	N/A
TOTAL CLAIMS (37 CFR 1.16(i))	26 minus 20 =	6
INDEPENDENT CLAIMS (37 CFR 1.16(h))	1 minus 3 =	0
APPLICATION SIZE FEE (37 CFR 1.16(e))	If the specification and drawings exceed 100 sheets of paper, the application size fee due is \$250 (\$125 for small entity) for each additional 50 sheets or fraction thereof. See 35 U.S.C. 41(a)(1)(G) and 37 CFR 1.16(s).	
MULTIPLE DEPENDENT CLAIM PRESENT (37 CFR 1.16(j))		

RATE (\$)	FEE (\$)
N/A	150.00
N/A	\$250
N/A	\$100
X\$ 25 =	150
X100 =	0
+180=	
TOTAL	650

RATE (\$)	FEE (\$)
N/A	300.00
N/A	\$500
N/A	\$200
X\$50 =	
X200 =	
+360=	
TOTAL	

* If the difference in column 1 is less than zero, enter "0" in column 2.

APPLICATION AS AMENDED - PART II

(Column 1)

(Column 2)

(Column 3)

SMALL ENTITY

OR

OTHER THAN SMALL ENTITY

AMENDMENT A	CLAIMS REMAINING AFTER AMENDMENT	HIGHEST NUMBER PREVIOUSLY PAID FOR	PRESENT EXTRA
	Total (37 CFR 1.16(q))	Minus	**
Independent (37 CFR 1.16(r))	Minus	***	=
Application Size Fee (37 CFR 1.16(s))			
FIRST PRESENTATION OF MULTIPLE DEPENDENT CLAIM (37 CFR 1.16(j))			

RATE (\$)	ADDITIONAL FEE (\$)
X\$ 25 =	
X100 =	
+180=	
TOTAL ADD'L FEE	

RATE (\$)	ADDITIONAL FEE (\$)
X\$50 =	
X200 =	
+360=	
TOTAL ADD'L FEE	

AMENDMENT B	CLAIMS REMAINING AFTER AMENDMENT	HIGHEST NUMBER PREVIOUSLY PAID FOR	PRESENT EXTRA
	Total (37 CFR 1.16(i))	Minus	**
Independent (37 CFR 1.16(h))	Minus	***	=
Application Size Fee (37 CFR 1.16(s))			
FIRST PRESENTATION OF MULTIPLE DEPENDENT CLAIM (37 CFR 1.16(j))			

RATE (\$)	ADDITIONAL FEE (\$)
X\$ 25 =	
X100 =	
+180=	
TOTAL ADD'L FEE	

RATE (\$)	ADDITIONAL FEE (\$)
X\$50 =	
X200 =	
+360=	
TOTAL ADD'L FEE	


* If the entry in column 1 is less than the entry in column 2, write "0" in column 3.

** If the "Highest Number Previously Paid For" IN THIS SPACE is less than 20, enter "20".

*** If the "Highest Number Previously Paid For" IN THIS SPACE is less than 3, enter "3".

The "Highest Number Previously Paid For" (Total or Independent) is the highest number found in the appropriate box in column 1.

This collection of information is required by 37 CFR 1.16. The information is required to obtain or retain a benefit by the public which is to file (and by the USPTO to process) an application. Confidentiality is governed by 35 U.S.C. 122 and 37 CFR 1.14. This collection is estimated to take 12 minutes to complete, including gathering, preparing, and submitting the completed application form to the USPTO. Time will vary depending upon the individual case. Any comments on the amount of time you require to complete this form and/or suggestions for reducing this burden, should be sent to the Chief Information Officer, U.S. Patent and Trademark Office, U.S. Department of Commerce, P.O. Box 1450, Alexandria, VA 22313-1450. DO NOT SEND FEES OR COMPLETED FORMS TO THIS ADDRESS. SEND TO: Commissioner for Patents, P.O. Box 1450, Alexandria, VA 22313-1450.



Docket No.: NY-CLEM 201-US1
(PATENT)

IN THE UNITED STATES PATENT AND TRADEMARK OFFICE

In re Patent Application of:
Frank Clemente et al.

Application No.: 11/484,373

Confirmation No.: @@@

Filed: July 11, 2006

Art Unit: N/A

For: INTEGRATED INTERNET CAMERA
SYSTEM

Examiner: Not Yet Assigned

**PETITION TO MAKE SPECIAL
UNDER 37 CFR 1.102(c)**

MS Petition
Commissioner for Patents
P.O. Box 1450
Alexandria, VA 22313-1450

Dear Sir:


Submitted herewith is a Petition to Make Special the above-identified patent application. The basis of this Petition is the age or health of the applicant. Attached is a copy of the inventor's (Theodore FEASER) passport indicating his age.

Accordingly, applicant requests that this Petition to Make Special be granted and the application undergo accelerated examination.

Under 37 C.F.R. § 1.102(c), no fee is required. The Director is hereby authorized to charge any deficiency in the fees filed, asserted to be filed or which should have been filed herewith (or with any paper hereafter filed in this application by this firm) to our Deposit Account No. 50-0624, under Order No. NY-CLEM 201-US1 (10508190).

Applicant believes no fee is due with this response. However, if a fee is due, please charge our Deposit Account No. 50-0624, under Order No. NY-CLEM 201-US1 from which the undersigned is authorized to draw.

Respectfully submitted,

By 
C. Andrew Im
Registration No.: 40,657
FULBRIGHT & JAWORSKI L.L.P.
Attorney for Applicant

666 Fifth Avenue
New York, NY 10103
(212) 318-3000
(212) 318-3400 (Fax)



208-24-06

IFe

Docket No.: NY-CLEM 201-US1
(PATENT)

IN THE UNITED STATES PATENT AND TRADEMARK OFFICE

In re Patent Application of:
Frank Clemente et al.

Application No.: 11/484,373

Confirmation No.: @@@

Filed: July 11, 2006

Art Unit: N/A

For: INTEGRATED INTERNET CAMERA
SYSTEM

Examiner: Not Yet Assigned

INFORMATION DISCLOSURE STATEMENT (IDS)

Commissioner for Patents
P.O. Box 1450
Alexandria, VA 22313-1450

Dear Sir:

Pursuant to 37 C.F.R. § 1.56, 1.97 and 1.98, the attention of the Patent and Trademark Office is hereby directed to the references listed on the attached PTO/SB/08. It is respectfully requested that the information be expressly considered during the prosecution of this application, and that the references be made of record therein and appear among the "References Cited" on any patent to issue therefrom.

This Information Disclosure Statement is filed before the mailing date of a first Office Action on the merits as far as is known to the undersigned (37 C.F.R. § 1.97(b)(3)).

Copies of the references on the PTO/SB/08 are not provided.


In accordance with 37 C.F.R. § 1.97(g), the filing of this Information Disclosure Statement shall not be construed to mean that a search has been made or that no other material information as defined in 37 C.F.R. § 1.56(a) exists. In accordance with 37 C.F.R. § 1.97(h), the filing of this Information Disclosure Statement shall not be construed to be an admission that any patent, publication or

other information referred to therein is “prior art” for this invention unless specifically designated as such.

It is submitted that the Information Disclosure Statement is in compliance with 37 C.F.R. § 1.98 and the Examiner is respectfully requested to consider the listed references.

The Director is hereby authorized to charge any deficiency in the fees filed, asserted to be filed or which should have been filed herewith (or with any paper hereafter filed in this application by this firm) to our Deposit Account No. 50-0624, under Order No. NY-CLEM 201-US1 (10508190).

Respectfully submitted,

By 

C. Andrew Im
Registration No.: 40,657
FULBRIGHT & JAWORSKI L.L.P.
666 Fifth Avenue
New York, New York 10103
(212) 318-3000
(212) 318-3400 (Fax)
Attorney for Applicant



Under the Paperwork Reduction Act of 1995, no persons are required to respond to a collection of information unless it contains a valid OMB control number.

Substitute for form 1449A/PTO			Complete if Known	
INFORMATION DISCLOSURE STATEMENT BY APPLICANT <i>(use as many sheets as necessary)</i>			Application Number	11/484,373
			Filing Date	July 11, 2006
			First Named Inventor	Frank Clemente
			Art Unit	N/A
			Examiner Name	Not Yet Assigned
			Attorney Docket Number	NY-CLEM 201-US1
			Sheet	1

U.S. PATENT DOCUMENTS					
Examiner Initials*	Cite No. ¹	Document Number	Publication Date MM-DD-YYYY	Name of Patentee or Applicant of Cited Document	Pages, Columns, Lines, Where Relevant Passages or Relevant Figures Appear
		Number-Kind Code ² (if known)			
	AA*	US-2005/0149979-A1	07-07-2005	CREAMER et al.	
	AB*	US-2005/0146610-A1	07-07-2005	CREAMER et al.	
	AC*	US-2005/0146609-A1	07-07-2005	CREAMER et al.	
	AD*	US-2005/0055727-A1	03-10-2005	CREAMER et al.	
	AE*	US-2005/0144653-A1	06-30-2005	CREAMER et al.	
	AF*	US-2005/0146621-A1	07-07-2005	TANAKA et al.	
	AG*	US-2005/0014493-A1	01-20-2005	FORD	
	AH*	US-2004/0109063-A1	06-10-2004	KUSAKA et al.	
	AI*	US-2004/0070670-A1	04-15-2004	FOSTER	
	AJ*	US-2002/0053087-A1	05-02-2002	NEGISHI et al.	
	AK*	US-2001/0024232-A1	09-27-2001	SUZUKI	
	AL*	US-2001/0017655-A1	08-30-2001	ARAKT	
	AM*	US-6,882,326-B2	04-19-2005	HIRAYAMA et al.	
	AN*	US-6,763,226-B1	07-13-2004	McZEAL, Jr.	
	AO*	US-2002/0013815-A1	01-31-2002	OBRADOVICH et al.	
	AP*	US-2002/0143769-A1	10-03-2002	TECU et al.	
	AQ*	US-2003/0020811-A1	01-30-2003	HUNTER et al.	
	AR*	US-2004/0152440-A1	08-05-2004	YODA et al.	
	AS*	US-2005/0057649-A1	03-17-2005	MARKS	
	AT*	US-2005/0099519-A1	05-12-2005	CREAMER et al.	
	AU*	US-2005/0078189-A1	04-14-2005	CREAMER et al.	

FOREIGN PATENT DOCUMENTS						
Examiner Initials*	Cite No. ¹	Foreign Patent Document	Publication Date MM-DD-YYYY	Name of Patentee or Applicant of Cited Document	Pages, Columns, Lines, Where Relevant Passages or Relevant Figures Appear	T ⁶
		Country Code ³ -Number ⁴ -Kind Code ⁵ (if known)				

*EXAMINER: Initial if reference considered, whether or not citation is in conformance with MPEP 609. Draw line through citation if not in conformance and not considered. Include copy of this form with next communication to applicant

¹ Applicant's unique citation designation number (optional). ² See attached Kinds Codes of USPTO Patent Documents at www.uspto.gov or MPEP 901.04. ³ Enter Office that issued the document, by the two-letter code (WIPO Standard ST.3). ⁴ For Japanese patent documents, the indication of the year of the reign of the Emperor must precede the application number of the patent document. ⁵ Kind of document by the appropriate symbols as indicated on the document under WIPO Standard ST. 16 if possible. ⁶ Applicant is to place a check mark here if English language Translation is attached.


NON PATENT LITERATURE DOCUMENTS			
Examiner Initials*	Cite No. ¹	Include name of the author (in CAPITAL LETTERS), title of the article (when appropriate), title of the item (book, magazine, journal, serial, symposium, catalog, etc), date, page(s), volume-issue number(s), publisher, city and/or country where published.	T ²

*EXAMINER: Initial if reference considered, whether or not citation is in conformance with MPEP 609. Draw line through citation if not in conformance and not considered. Include copy of this form with next communication to applicant.

¹ Applicant's unique citation designation number (optional). ² Applicant is to place a check mark here if English language Translation is attached.

Examiner Signature	Date Considered	
--------------------	-----------------	--

25688736.1



Application No. (if known): 11/484,373

Attorney Docket No.: NY-CLEM 201-US1

Certificate of Express Mailing Under 37 CFR 1.10

I hereby certify that this correspondence is being deposited with the United States Postal Service as Express Mail, Airbill No. EV 46.33..33 US in an envelope addressed to:

Commissioner for Patents
P.O. Box 1450
Alexandria, VA 22313-1450

on August 23, 2006
Date

Fani Malikouzakis

Signature

Fani Malikouzakis
Typed or printed name of person signing Certificate

Registration Number, if applicable (212) 318-3220
Telephone Number

Note: Each paper must have its own certificate of mailing, or this certificate must identify each submitted paper.

- Fee Transmittal
- IDS (Citation) by Applicant (1 page)
- Information Disclosure Statement (2 pages)
- Petition to Make Special
- Copy of Passport



UNITED STATES PATENT AND TRADEMARK OFFICE

Commissioner for Patents
United States Patent and Trademark Office
P.O. Box 1450
Alexandria, VA 22313-1450
www.uspto.gov

FULBRIGHT & JAWORSKI, LLP
666 FIFTH AVE
NEW YORK NY 10103-3198

COPY MAILED

DEC 14 2006

OFFICE OF PETITIONS

In re Application of	:	
Frank Clemente et al.	:	
Application No. 11/484,373	:	DECISION ON PETITION
Filed: July 11, 2006	:	TO MAKE SPECIAL UNDER
Attorney Docket No. NY-CLEM 201-US1	:	37 CFR 1.102(c)(1)
(10508190)	:	

This is a decision on the petition under 37 CFR 1.102(c)(1), filed August 23, 2006, to make the above-identified application special based on applicant's age as set forth in M.P.E.P. § 708.02, Section IV.

The petition is **GRANTED**.

A grantable petition to make an application special under 37 CFR 1.102(c)(1) and MPEP § 708.02, Section IV: Applicant's Age, must be accompanied by evidence showing that at least one of the applicants is 65 years of age, or more, such as a birth certificate or a statement by applicant. No fee is required.

The instant petition includes a copy of one of the applicant's drivers license proving that he is at least 65 years of age or older. Accordingly, the above-identified application has been accorded "special" status.

Telephone inquiries concerning this decision should be directed to Terri Williams at 571-272-2991.

All other inquiries concerning either the examination or status of the application should be directed to the Technology Center.

The application is being forwarded to the Technology Center Art Unit 2612 for action on the merits commensurate with this decision.

Terri Williams
Terri Williams
Petitions Examiner
Office of Petitions



APPLICATION NUMBER	FILING OR 371(c) DATE	FIRST NAMED APPLICANT	ATTY. DOCKET NO./TITLE
11/484,373	07/11/2006	Frank Clemente	NY-CLEM 201-US1 (10508190)

CONFIRMATION NO. 8920

24972
FULBRIGHT & JAWORSKI, LLP
666 FIFTH AVE
NEW YORK, NY10103-3198

Title: Integrated internet camera system

Publication No. US-2007-0028277-A1

Publication Date: 02/01/2007

NOTICE OF PUBLICATION OF APPLICATION

The above-identified application will be electronically published as a patent application publication pursuant to 37 CFR 1.211, et seq. The patent application publication number and publication date are set forth above.

The publication may be accessed through the USPTO's publicly available Searchable Databases via the Internet at www.uspto.gov. The direct link to access the publication is currently <http://www.uspto.gov/patft/>.

The publication process established by the Office does not provide for mailing a copy of the publication to applicant. A copy of the publication may be obtained from the Office upon payment of the appropriate fee set forth in 37 CFR 1.19(a)(1). Orders for copies of patent application publications are handled by the USPTO's Office of Public Records. The Office of Public Records can be reached by telephone at (703) 308-9726 or (800) 972-6382, by facsimile at (703) 305-8759, by mail addressed to the United States Patent and Trademark Office, Office of Public Records, Alexandria, VA 22313-1450 or via the Internet.

In addition, information on the status of the application, including the mailing date of Office actions and the dates of receipt of correspondence filed in the Office, may also be accessed via the Internet through the Patent Electronic Business Center at www.uspto.gov using the public side of the Patent Application Information and Retrieval (PAIR) system. The direct link to access this status information is currently <http://pair.uspto.gov/>. Prior to publication, such status information is confidential and may only be obtained by applicant using the private side of PAIR.

Further assistance in electronically accessing the publication, or about PAIR, is available by calling the Patent Electronic Business Center at 703-305-3028.

Pre-Grant Publication Division, 703-605-4283

5-21-07

IFW

Docket No.: NY-CLEM 201-US1
(PATENT)



IN THE UNITED STATES PATENT AND TRADEMARK OFFICE

In re Patent Application of:
Frank Clemente et al.

Application No.: 11/484,373

Confirmation No.: 8920

Filed: July 11, 2006

Art Unit: N/A

For: INTEGRATED INTERNET CAMERA
SYSTEM

Examiner: Not Yet Assigned

**SUPPLEMENTAL
INFORMATION DISCLOSURE STATEMENT (IDS)**

MS Amendment
Commissioner for Patents
P.O. Box 1450
Alexandria, VA 22313-1450

Dear Sir:

In accordance with 37 C.F.R. § 1.97, Applicant(s) hereby make of record the following additional documents. A PTO Form SB/08 and a full copy of each of the documents required under 37 C.F.R. § 1.98(a)(2) accompany this statement.

Applicant(s) have become aware of the following documents, cited in an International Search Report issued January 5, 2007, during the prosecution of International Application No. PCT/US06/28636, which corresponds to the above referenced application, and in accordance with 37 C.F.R. § 1.97(c) and (e)(1) or (b)(3), hereby submit(s) these documents for the Examiner's consideration. These documents are cited on the enclosed PTO Form SB/08, and a copy of the International Search Report and the cited European patent required under 37 C.F.R. § 1.98(a)(2) cited thereon are enclosed as well.

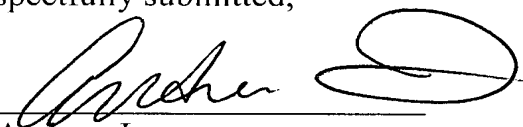
This statement is not to be interpreted as a representation that the cited documents are material, that an exhaustive search has been conducted, or that no other relevant information exists. Nor shall the citation of any document herein be construed *per se* as a representation that such document is prior art. Moreover, Applicant(s) understand(s) the Examiner will make an independent evaluation of the cited documents.

This Information Disclosure Statement is filed before the mailing date of a first Office Action on the merits as far as is known to the undersigned (37 C.F.R. § 1.97(b)(3)).

The Director is hereby authorized to charge any deficiency in the fees filed, asserted to be filed or which should have been filed herewith (or with any paper hereafter filed in this application by this firm) to our Deposit Account No. 50-0624, under Order No. NY-CLEM 201-US1 (10508190).

Dated: May 18, 2007

Respectfully submitted,

By 
C. Andrew Im
Registration No.: 40,657
FULBRIGHT & JAWORSKI L.L.P.
666 Fifth Avenue
New York, New York 10103
(212) 318-3000
(212) 318-3400 (Fax)
Attorney for Applicant

Certificate of Express Mailing Under 37 CFR 1.10

I hereby certify that this correspondence is being deposited with the United States Postal Service as Express Mail, Airbill No. EL 728820910 US in an envelope addressed to:

MS Amendment
Commissioner for Patents
P.O. Box 1450
Alexandria, VA 22313-1450

on May 18, 2007
Date


Signature


Fani Malikouzakis
Typed or printed name of person signing Certificate

Registration Number, if applicable

(212) 318-3220
Telephone Number

Note: Each paper must have its own certificate of mailing, or this certificate must identify each submitted paper.

IDS (Citation) by Applicant (9 References) (1 page)
Supplemental Information Disclosure Statement (2 pages)
Copy of Foreign Patent



Used in Lieu of PTO/SB/08A/B
(Based on PTO 04-07 version)

Information Disclosure Statement by Applicant (Use as many sheets as necessary)				<i>Complete if Known</i>		
				Application Number	11/484,373-Conf. #8920	
Sheet		1	of	1	Filing Date	July 11, 2006
					First Named Inventor	Frank Clemente
					Art Unit	N/A
					Examiner Name	Not Yet Assigned
					Attorney Docket Number	NY-CLEM 201-US1

U.S. PATENT DOCUMENTS					
Examiner Initials*	Cite No. ¹	Document Number	Publication Date MM-DD-YYYY	Name of Patentee or Applicant of Cited Document	Pages, Columns, Lines, Where Relevant Passages or Relevant Figures Appear
		Number-Kind Code ² (if known)			
	AA*	US-2002/0164945-A1	11-07-2002	OLSEN et al.	
	AB*	US-5,027,150-A	06-25-1991	INOUE et al.	
	AC*	US-6,636,259	10-21-2003	ANDERSON et al.	
	AD*	US-6,658,091-B1	12-02-2003	NAIDOO et al.	
	AE*	US-5,994,699	11-30-1999	AKAGAWA	

FOREIGN PATENT DOCUMENTS						
Examiner Initials*	Cite No. ¹	Foreign Patent Document	Publication Date MM-DD-YYYY	Name of Patentee or Applicant of Cited Document	Pages, Columns, Lines, Where Relevant Passages Or Relevant Figures Appear	T ⁶
		Country Code ³ -Number ⁴ -Kind Code ⁵ (if known)				
	BA	EP-1 062 800-B1	04-09-2003	ANDERSON et al.		
	BB	WO-2001/027787-A1	04-19-2001	KAMAN et al.		
	BC	WO-2004/015951-A1	02-19-2004	MOSSAKOWSKI		
	BD	WO-1995/035627-A1	12-28-1995	SERGEANT et al.		

*EXAMINER: Initial if reference considered, whether or not citation is in conformance with MPEP 609. Draw line through citation if not in conformance and not considered. Include copy of this form with next communication to applicant. * CITE NO.: Those application(s) which are marked with an asterisk (*) next to the Cite No. are not supplied (under 37 CFR 1.98(a)(2)(iii)) because that application was filed after June 30, 2003 or is available in the IFW. ¹ Applicant's unique citation designation number (optional). ² See Kinds Codes of USPTO Patent Documents at www.uspto.gov or MPEP 901.04. ³ Enter Office that issued the document, by the two-letter code (WIPO Standard ST.3). ⁴ For Japanese patent documents, the indication of the year of the reign of the Emperor must precede the serial number of the patent document. ⁵ Kind of document by the appropriate symbols as indicated on the document under WIPO Standard ST.16 if possible. ⁶ Applicant is to place a check mark here if English language Translation is attached.

NON PATENT LITERATURE DOCUMENTS			
Examiner Initials	Cite No. ¹	Include name of the author (in CAPITAL LETTERS), title of the article (when appropriate), title of the item (book, magazine, journal, serial, symposium, catalog, etc.), date, page(s), volume-issue number(s), publisher, city and/or country where published.	T ²

*EXAMINER: Initial if reference considered, whether or not citation is in conformance with MPEP 609. Draw line through citation if not in conformance and not considered. Include copy of this form with next communication to applicant.

¹ Applicant's unique citation designation number (optional). ² Applicant is to place a check mark here if English language Translation is attached.

Examiner Signature		Date Considered	
--------------------	--	-----------------	--

25778234.1



(19)

Europäisches Patentamt
European Patent Office
Office européen des brevets



(11)

EP 1 062 800 B1

M

(12)

EUROPEAN PATENT SPECIFICATION

(45) Date of publication and mention of the grant of the patent:
09.04.2003 Bulletin 2003/15

(51) Int Cl.7: **H04N 1/00**

(86) International application number:
PCT/US99/00030

(21) Application number: **99900371.8**

(87) International publication number:
WO 99/048276 (23.09.1999 Gazette 1999/38)

(22) Date of filing: **04.01.1999**

(54) **Accessing images from a portable digital camera connected to the Internet**

Abruf von Bildern von einer tragbaren Digitalkamera über das Internet

Accès aux images d'une caméra numérique portable par l'Internet

(84) Designated Contracting States:
DE FR GB

• **SULLIVAN, Stephen, G.**
Mountain View, CA 94043 (US)

(30) Priority: **18.03.1998 US 44644**

(74) Representative: **Brookes Batchellor**
102-108 Clerkenwell Road
London EC1M 5SA (GB)

(43) Date of publication of application:
27.12.2000 Bulletin 2000/52

(56) References cited:
EP-A- 0 821 522 **WO-A-96/02106**
WO-A-97/38510

(73) Proprietor: **IPAC Acquisition Subsidiary I, LLC**
Peterborough, NH 03458 (US)

(72) Inventors:
• **ANDERSON, Eric, C.**
San Jose, CA 95129 (US)
• **RAMIREZ, Michael, A.**
Palo Alto, CA 94306 (US)

• **PATENT ABSTRACTS OF JAPAN vol. 098, no.**
014, 31 December 1998 & JP 10 243153 A (RICOH
CO LTD), 11 September 1998

EP 1 062 800 B1

Note: Within nine months from the publication of the mention of the grant of the European patent, any person may give notice to the European Patent Office of opposition to the European patent granted. Notice of opposition shall be filed in a written reasoned statement. It shall not be deemed to have been filed until the opposition fee has been paid. (Art. 99(1) European Patent Convention).

Description**FIELD OF THE INVENTION**

[0001] The field of the present invention pertains to digital image capture devices. More particularly, the present invention relates to a method and system for using the electronic systems within a digital camera with the internet. This invention discloses in one embodiment a method and system for hosting an internet web site on a digital camera.

BACKGROUND OF THE INVENTION

[0002] WO-A-97/38510 discloses a method for transmitting facsimile data to a reception terminal via a communication network. A facsimile machine acquires image data to be transmitted as facsimile data in a storage. The facsimile machine generates access information data containing a URL which it sends to a reception terminal by an email across the communication network. Using the URL contained in the email, the reception terminal sends a request to the facsimile machine for the data at the specified URL, and in response thereto, the facsimile machine transmits the image data in the storage to the reception terminal by a communication protocol of a point to point data transfer form.

[0003] WO-A-96/02106 discloses a digitally networked video camera. The camera may be connected directly to a digital communications network, such as a local area network or wide area network, for the transmission of compressed, digital video signals to host PC's also connected to the network. A camera is assigned a unique internet address which allows communications between the camera and the host PC's across the network.

[0004] EP-A-0 821 522 discloses a camera control apparatus which controls, by way of a dedicated cable, a video camera. The camera control apparatus comprises a personal computer which behaves as a web server, thus enabling an external device to access the video camera via the internet.

[0005] Modern digital cameras for taking pictures of scenes and the like typically include an imaging device which is controlled by a computer running a software program. When an image is captured, the imaging device is exposed to light and generates raw image data representing the image. The raw image data is typically stored in a single image buffer where it is then processed and compressed by the processor. Many types of compression schemes are used to compress the image data, with the joint photographic expert group (JPEG) standard being the most popular. After the processor processes and compresses the raw image data into JPEG image files, the processor stores the JPEG image files into an internal memory or on an external memory card.

[0006] Some digital cameras are also equipped with

a liquid-crystal display (LCD) or other type of display screen on the back of the camera. Through the use of the LCD, the processor can cause the digital camera to operate in one of two modes, play and record, although some cameras only have a record mode. In play mode, the LCD is used as a playback screen for allowing the user to review previously captured images either individually or in arrays of four, nine, or sixteen images. In record mode, the LCD is used as a viewfinder in which the user may view an object or scene before taking a picture.

[0007] Besides the LCD, digital camera user interfaces also include a number of buttons or switches for setting the camera into one of the two modes and for navigating between images in play mode. For example, most digital cameras include two buttons labeled "-" and "+" that enable a user to navigate or scroll through captured images. For example, if the user is reviewing images individually, meaning that single images are displayed full-sized in the LCD, pressing one of navigation buttons causes the currently displayed image to be replaced by the next image.

[0008] It should be noted that a digital camera has no "film", and as such, there is no incremental cost of taking and storing pictures. Within the confines of memory, the cost taking and storing each additional picture is insignificant. For a given memory size, it is possible to take an unlimited number of pictures, wherein the most recent picture replaces the earliest picture, for virtually zero incremental cost. Accordingly, this advantage is best realized when the camera is used as much as possible, taking pictures of practically anything of interest.

[0009] One way to best utilize these unique attributes is to make the digital camera and its internally stored images remotely accessible. If the pictures are remotely accessible, the camera could be set to continuously take pictures of scenes/items of interest. Ideally, a user would be able to access those pictures at any time. The user would be able to use a widely available communications medium to access the camera from virtually an unlimited number of locations.

[0010] The emergence of the internet as a distributed, widely accessible communications medium provides a convenient avenue for implementing remote accessibility. Providing remote accessibility via the Internet leverages the fact that the internet is becoming increasingly familiar to increasing numbers of people. Many users have become accustomed to retrieving information from remotely located systems via the internet. There are many and varied applications which presently use the internet to provide remote access or remote connectivity. Internet telephony is one such application, such as, for example, Microsoft's NetMeeting and Netscape's CoolTalk.

[0011] NetMeeting and CoolTalk are both real-time desktop audio conferencing and data collaboration software applications specifically designed to use the internet as their communications medium. Both software ap-

applications allow a "local" user to place a "call" to a "remote" user located anywhere in the world. With both NetMeeting and CoolTalk, the software application is hosted on a personal computer at the user's location and on a personal computer at the remote user's location. Both NetMeeting and CoolTalk require a SLIP (Serial Line Internet Protocol) or PPP (Point-to-Point Protocol) account where internet access is via a dial-up modem, where the user, as is typical, accesses the internet through their respective ISP (Internet service provider). Both NetMeeting and CoolTalk require personal computers for the necessary resources for running the applications (e.g., processing power, memory, communications hardware, etc.). In addition, both NetMeeting and CoolTalk require the one user to input an IP (Internet Protocol) address for the other user in order to establish communication between them. To place a call, for example, the local user enters the IP address of the remote user in an appropriate field of the software application and subsequently initiates the call (e.g., by clicking a graphic icon on the personal computer's display), which in turn, establishes communication between the users.

[0012] To facilitate the process of obtaining appropriate internet addresses, CoolTalk, for example, allows on-line users to list their respective IP addresses with a proprietary central CoolTalk server. This allows a user to obtain a list of currently on-line users to whom communication can be established. Upon locating the desired remote user in the web server maintained internet address list, the local user places the call.

[0013] In this manner, the proprietary central CoolTalk server maintains a user viewable, user updated, "address book" in which users list their respective internet addresses and in which they search for the internet addresses of others with whom they wish to communicate. However, as described above, both NetMeeting and CoolTalk require active user input, in that each require the user to input his current internet address and in that each require the user to search the address book for the internet address of the individual to be contacted. This can be quite problematic in the case where users obtain access to the internet via dial-up connections, and hence, have different internet addresses each time their respective dial-up connections are established.

[0014] In a manner similar to internet telephony, internet desktop video conferencing is another application which uses the internet as its communications medium. One such application, for example, is CU-SeeMe, by White Pine. CU-SeeMe provides real time video conferencing between two or more users. As with NetMeeting and CoolTalk, CU-SeeMe is a software application which runs on both the local user's personal computer and the remote user's personal computer. The personal computers provide the resources for running the application. As with NetMeeting and CoolTalk, CU-SeeMe requires the local user to enter the IP address of the remote user. CU-SeeMe also facilitates this process by allowing on-line users to list their respective IP addresses

with a proprietary central server such that the addresses can be easily indexed and searched.

[0015] Another example of remote access via the internet is status queries of remote devices using the internet as the communications medium. A typical prior art application involves interfacing a remote device with a computer system, and providing access to the computer system via the internet. For example, a vending machine can be remotely accessed to determine its status (e.g., the number of sales made, whether the machine needs refills, whether the machine needs maintenance, etc.). The machine is appropriately equipped with sensors, switches, and the like, which are in turn, interfaced to a computer system using a software driver. The computer system is coupled to the internet and interfaces with the machine through the driver, making the relevant information available over the internet using web server software. Hence, any interested user (e.g., the vending machine service company) is able to remotely ascertain the status of the machine via the internet.

[0016] The problem with the above described prior art applications is that access to the internet and communication thereon requires a separate host computer system (e.g., a personal computer). Each of the above described applications (CoolTalk, NetMeeting, and the vending machine examples) require a computer system on both sides of the internet connection. The two computer systems provide the computational resources to host the respective software application, the internet access software, and any necessary device drivers. Because of this, among other reasons, the above applications are not easily transferred to the realm of easy-to-use, intuitive, consumer electronic type devices such as digital cameras. The separate computer systems are expensive.

[0017] Another problem is the fact that the above applications require the user to know the internet address of the person (or device, in the vending machine example) being contacted. The internet telephony applications (e.g., CoolTalk) often employ a user viewable, user updated, address book to facilitate the process of locating and obtaining the correct internet address, however, they require active user input. This is difficult in the case where users obtain access to the internet via dial-up connections, and thus, have changing internet addresses.

[0018] In addition, both CoolTalk and NetMeeting operate on top of the computer's operating system, which is notoriously difficult and obtuse to novice users.

[0019] Thus, what is required is an inexpensive method implementing remote access via the internet for digital cameras. If internet remote accessibility is relatively inexpensive, a large installed base of remotely accessible digital cameras will rapidly develop. This will give rise to many different applications and enhancements being developed, which in turn, will lead to even greater demand for, and use of, remotely accessible digital cam-

eras. What is further required is an intuitive, easy to use interface for presenting the digital camera's functionality and capabilities to users. Additionally, what is required is an efficient, user transparent, process of obtaining the internet address of a digital camera, where the camera accesses the internet via a dial-up connection, and thus, has a changing internet address. The present invention provides a novel solution to the above requirements.

SUMMARY OF THE INVENTION

[0020] The present invention is defined in independent claims 1 and 9. Preferred embodiments are defined in the dependent claims.

[0021] The present invention provides a method for making a digital camera and its internally stored images remotely accessible. The present invention enables the digital camera to be set to continuously take pictures of scenes/items of interest and allow a user to access those pictures at any time. The present invention implements remote accessibility via the internet. This allows the both the user and the digital camera to communicate from virtually an unlimited number of locations. Hence, both the user and the camera are portable, requiring only an internet connection at any location to implement remote access. The present invention also provides an efficient, user transparent, process of obtaining the internet address of a digital camera, where the camera accesses the internet via a dial-up connection, and thus, has a changing internet address.

[0022] A digital camera in accordance with the present invention does not require a separate, external computer system (e.g., a personal computer) for internet connectivity, thus providing an inexpensive method for making remotely accessible digital cameras widely available.

[0023] In addition, a digital camera in accordance with the present invention is accessed via the widely used, very familiar web browser. By functioning with typical, widely used web browsers, the present invention provides a simple, intuitive, and familiar interface for accessing the digital camera's functionality. Accordingly, the digital camera's controls and functions are intuitively easy to utilize, without requiring an extensive learning period for new users. For example, a consumer purchasing a remotely accessible camera is typically able to easily and immediately use the remote accessibility functions with minimal set-up.

[0024] In one embodiment, the present invention comprises a method for implementing internet access to images stored in a digital camera including an imaging device and a display. The digital camera (e.g., or similar image capture unit) is used to capture images and store them within its internal memory. The digital camera accesses a ID server via the internet and registers its identity and internet address with the web server.

[0025] A user wishing to view the image (e.g., the

camera's owner or any other user) subsequently enters the identity of the digital camera into his web browser (e.g., the camera's URL). Using standard internet protocols, the ID server is queried with the URL of the digital camera and returns the digital camera's current internet address. The user's web browser then accesses the digital camera using the camera's current internet address returned from the ID server, and views web pages hosted by the camera. This process of retrieving the current internet address of the digital camera from the ID server occurs transparently with respect to the user. The web page provides access to the stored images within the digital camera. By functioning with typical, widely used web browsers, the digital camera of the present invention provides a simple, intuitive, and familiar interface for accessing the digital camera's functionality. And by implementing remote accessibility via the internet, the present invention allows access to the digital camera from virtually an unlimited number of locations.

BRIEF DESCRIPTION OF THE DRAWINGS

[0026] The present invention is illustrated by way of example and not by way of limitation, in the figures of the accompanying drawings in which like reference numerals refer to similar elements and in which:

Figure 1 shows a block diagram of a digital camera for use in accordance with the present invention.

Figure 2 shows a block diagram of an imaging device in accordance with one preferred embodiment of the present invention.

Figure 3 shows a block diagram of a computer in accordance with one preferred embodiment of the present invention.

Figure 4 shows a memory map of a DRAM in accordance with one embodiment of the present invention.

Figure 5A shows a top view diagram depicting the preferred hardware components of the camera from Figure 1.

Figure 5B shows a back view diagram depicting the preferred hardware components of the camera from Figure 1.

Figure 6 shows a block diagram of live view generation process in accordance with one embodiment of the present invention.

Figure 7 shows a block diagram of a remote access system in accordance with one embodiment of the present invention.

Figure 8 shows a block diagram of the digital camera from Figure 7 coupled to the internet via an internet service provider.

Figure 9 shows a diagram of the connectivity and application software of a digital camera in accordance with one embodiment of the present invention.

Figure 10 shows a more detailed diagram of the domain name server from Figure 7.

Figure 11 shows a flow chart of a process in accordance with one embodiment of the present invention.

DETAILED DESCRIPTION OF THE INVENTION

[0027] In the following detailed description of the present invention, numerous specific details are set forth in order to enable one of ordinary skill in the art to make and use the invention and is provided in the context of a patent application and its requirements. Although the present invention will be described in the context of a digital camera, various modifications to the preferred embodiment will be readily apparent to those skilled in the art and the generic principles herein may be applied to other embodiments. That is, any image capture device which displays images, icons and/or other items, could incorporate the features described hereinbelow and that device would be within the spirit and scope of the present invention. Thus, the present invention is not intended to be limited to the embodiment shown but is to be accorded the widest scope consistent with the principles and features described herein.

[0028] The present invention provides a method for making a digital camera and its internally stored images remotely accessible by hosting an internet web site on the digital camera. The present invention enables the digital camera to be set to continuously take pictures of scenes/items of interest and allow a user to access those pictures at any time. The present invention implements remote accessibility via the internet, thus allowing the user to access the digital camera from virtually an unlimited number of locations.

[0029] A digital camera in accordance with the present invention does not require a separate, external computer system (e.g., a personal computer) for internet connectivity, thus providing an inexpensive method for making remotely accessible digital cameras widely available. In addition, a digital camera in accordance with the present invention is accessed via the widely used, very familiar web browser. By functioning with typical, widely used web browsers, the present invention provides a simple, intuitive, and familiar interface for accessing the digital camera's functionality. In so doing, the controls and functions of the digital camera are intuitively easy to utilize, and do not require an extensive learning period for new users. These and other benefits of the present invention are described in greater detail

below.

[0030] Referring now to Figure 1, a block diagram of a digital camera 110 is shown for use in accordance with the present invention. Camera 110 preferably comprises an imaging device 114, a system bus 116 and a computer 118. Imaging device 114 is optically coupled to an object 112 and electrically coupled via system bus 116 to computer 118. Once a photographer has focused imaging device 114 on object 112 and, using a capture button or some other means, instructed camera 110 to capture an image of object 112, computer 118 commands imaging device 114 via system bus 116 to capture raw image data representing object 112. The captured raw image data is transferred over system bus 116 to computer 118 which performs various image processing functions on the image data before storing it in its internal memory. System bus 116 also passes various status and control signals between imaging device 114 and computer 118.

[0031] Referring now to Figure 2, a block diagram of one preferred embodiment of imaging device 114 is shown. Imaging device 114 typically comprises a lens 220 having an iris, a filter 222, an image sensor 224, a timing generator 226, an analog signal processor (ASP) 228, an analog-to-digital (A/D) converter 230, an interface 232, and one or more motors 234.

[0032] In operation, imaging device 114 captures an image of object 112 via reflected light impacting image sensor 224 along optical path 236. Image sensor 224, which is typically a charged coupled device (CCD), responsively generates a set of raw image data in CCD format representing the captured image 112. The raw image data is then routed through ASP 228, A/D converter 230 and interface 232. Interface 232 has outputs for controlling ASP 228, motors 234 and timing generator 226. From interface 232, the raw image data passes over system bus 116 to computer 118.

[0033] Referring now to Figure 3, a block diagram of one preferred embodiment for computer 118 is shown. System bus 116 provides connection paths between imaging device 114, an optional power manager 342, central processing unit (CPU) 344, dynamic random-access memory (DRAM) 346, input/output interface (I/O) 348, non-volatile memory 350, and buffers/connector 352. Removable memory 354 connects to system bus 116 via buffers/connector 352. Alternately, camera 110 may be implemented without removable memory 354 or buffers/connector 352.

[0034] Power manager 342 communicates via line 366 with power supply 356 and coordinates power management operations for camera 110. CPU 344 typically includes a conventional processor device for controlling the operation of camera 110. In the preferred embodiment, CPU 344 is capable of concurrently running multiple software routines to control the various processes of camera 110 within a multithreaded environment. DRAM 346 is a contiguous block of dynamic memory which may be selectively allocated to various storage

functions. LCD controller 390 accesses DRAM 346 and transfers processed image data to LCD screen 402 for display.

[0035] I/O 348 is an interface device allowing communications to and from computer. For example, I/O 348 permits an external host computer (not shown) to connect to and communicate with computer 118. I/O 348 also interfaces with a plurality of buttons and/or dials 404, and an optional status LCD 406, which in addition to the LCD screen 402, are the hardware elements of the camera's user interface 408.

[0036] Non-volatile memory 350, which may typically comprise a conventional read-only memory or flash memory, stores a set of computer-readable program instructions to control the operation of camera 110. Removable memory 354 serves as an additional image data storage area and is preferably a non-volatile device, readily removable and replaceable by a camera 110 user via buffers/connector 352. Thus, a user who possesses several removable memories 354 may replace a full removable memory 354 with an empty removable memory 354 to effectively expand the picture-taking capacity of camera 110. In the preferred embodiment of the present invention, removable memory 354 is typically implemented using a flash disk. Power supply 356 supplies operating power to the various components of camera 110. In the preferred embodiment, power supply 356 provides operating power to a main power bus 362 and also to a secondary power bus 364. The main power bus 362 provides power to imaging device 114, I/O 348, non-volatile memory 350 and removable memory 354. The secondary power bus 364 provides power to power manager 342, CPU 344 and DRAM 346.

[0037] Power supply 356 is connected to main batteries 358 and also to backup batteries 360. In the preferred embodiment, a camera 110 user may also connect power supply 356 to an external power source. During normal operation of power supply 356, the main batteries 358 provide operating power to power supply 356 which then provides the operating power to camera 110 via both main power bus 362 and secondary power bus 364. During a power failure mode in which the main batteries 358 have failed (when their output voltage has fallen below a minimum operational voltage level) the backup batteries 360 provide operating power to power supply 356 which then provides the operating power only to the secondary power bus 364 of camera 110.

[0038] Referring now to Figure 4, one embodiment of dynamic random-access-memory (DRAM) 346 is shown. In the preferred embodiment, DRAM 346 includes RAM disk 532, a system area 534, and working memory 530.

[0039] RAM disk 532 is a memory area used for storing raw and compressed image data and typically is organized in a "sectored" format similar to that of conventional hard disk drives. In the preferred embodiment, RAM disk 532 uses a well-known and standardized file system to permit external host computer systems, via I/

O 348, to readily recognize and access the data stored on RAM disk 532. System area 534 typically stores data regarding system errors (for example, why a system shutdown occurred) for use by CPU 344 upon a restart of computer 118

[0040] Working memory 530 includes various stacks, data structures and variables used by CPU 344 while executing the software routines used within computer 118. Working memory 530 also includes several input buffers 538 for temporarily storing sets of raw image data received from imaging device 114, and a frame buffer 536 for storing data for display on the LCD screen 402. In a preferred embodiment, each input buffer 538 and the frame buffer 536 are split into two separate buffers (shown by the dashed lines) to improve the display speed of the digital camera and to prevent the tearing of the image in the display 402.

[0041] Figures 5A and 5B are diagrams depicting the preferred hardware components of the camera's 110 user interface 408. Figure 5A is back view of the camera 110 showing the LCD screen 402, a four-way navigation control button 409, an overlay button 412, a menu button 414, and a set of programmable soft keys 416. Figure 5B is a top view of the camera 110 showing a shutter button 418, and a mode dial 420. The camera may optionally include status LCD 406, status LCD scroll and select buttons 422 and 424, a sound record button 426, and zoom-in, zoom-out buttons 426a and 426b.

[0042] In the present embodiment, the digital camera is provided with several different operating modes for supporting various camera functions. In capture mode, the camera 100 supports the actions of preparing to capture an image, and capturing an image through the use of either the LCD screen 402 alone or the status LCD 406 with the aid of an optional optical viewfinder (not shown). In review mode, the camera 100 supports the actions of reviewing camera contents, editing and sorting images, and printing and transferring images. In play mode, the camera 100 allows the user to view screen-sized images in the LCD screen 402 in the orientation that the image was captured. Play mode also allows the user to hear recorded sound associated to a displayed image, and to play back sequential groupings of images, which may comprise time lapse, slide show, and burst image images. The user preferably switches between the capture, review, and play modes, using the mode dial 420. When the camera is placed into a particular mode, that mode's default screen appears in the LCD screen 402 in which a set of mode-specific items, such as images, icons, and text, are displayed. Although the digital camera includes multiple operating modes, the mode relevant to this description is capture (record) mode.

[0043] Referring now to Figure 6, in a preferred embodiment, the processing is performed by a live view generation process 612, which is stored in non-volatile memory 350 and executed on CPU 344. However, the image processing can also be implemented using hard-

ware. During the execution of the live view generation process 612, the CPU 344 takes the raw image data from the input buffers 538 and performs image processing and color space conversion. Image processing steps can include, for example, gamma correction, white balance, and color correction. The conversion process performs gamma correction and converts the raw CCD data into either a RGB or YCC color format which is compatible with the LCD screen 402. (RGB is an abbreviation for Red. Green. Blue. and YCC is an abbreviation for Luminance, Chrominance-red and Chrominance- blue). After converting the data to YCC, the YCC image data is stored in the frame buffer 536. The contents of the frame buffer 536 are then displayed onto the LCD screen 402. Although Figure 6 shows the YCC data being displayed on LCD 402. It should be appreciated that the present invention is not limited to functioning only with LCD equipped digital cameras.

[0044] Referring now to Figure 7, a block diagram of a remote access system 700 in accordance with one embodiment of the present invention is shown. System 700 includes camera 100, internet service provider (ISP) 710, internet service provider 715, and user 720. ISP 710 and ISP 715 are both directly coupled to the internet 750. System 700 also includes a ID server 760. In the present embodiment, ID server 760 includes the functionality of a domain name server.

[0045] ID server 760 functions in part by facilitating the process of locating appropriate internet addresses. As is well known in the art, web sites are found and web pages are accessed on the internet 750 via their internet addresses. URLs refer to corresponding internet addresses. The URLs are the universal naming scheme for identifying and locating all web resources. URLs, or internet addresses, fully describe where a particular resource (e.g., a web page) resides and how to access it. Using well known internet techniques (e.g., hypertext transfer protocol), resources which exist in "internet space" are located and accessed via their internet addresses.

[0046] There is a problem, however, in that each time camera 100 dials up and connects to internet 750 via ISP 710, it typically is assigned a different internet address.

[0047] In the case of dial-up internet access, the actual internet address is not assigned by ISP 710 until the device actually establishes an internet connection. The internet address typically changes each time camera 100 establishes an internet connection. Thus, for any particular session, when user 720 attempts to access camera 100 via the internet 750, wherein camera 100 is connected to the internet 750 (e.g., via a dial-up connection user 720 will not know the correct internet address. ID server 760, in accordance with the present invention, overcomes this unknown address problem and allows access to the digital camera (e.g., digital camera 100), which inexpensively hosts a web site, as described further below. ID server 760 is further described

in the discussion of Figure 10 below.

[0048] With reference still to Figure 7, process 700 of the present invention provides a method which implements remote access to camera 100 and its internally stored images. In the present embodiment, camera 100 is coupled to the internet 750 via a dial up connection to ISP 710. The dial up connection is via a POTS (plain old telephone system) telephone line. Digital camera 100 accesses ISP 710 using a modem, coupling to one of a bank of modems maintained on the premises of ISP 710. ISP 710 is in turn coupled directly to the internet 750 via an all-digital connection (e.g., T1 line).

[0049] Similarly, user 720 is coupled to ISP 715 via a POTS dial up connection and is likewise coupled to the internet 750 via one of a bank of modems maintained on the premises of ISP 715. As with ISP 710, ISP 715 is coupled directly to the internet via an all-digital connection. User 720 accesses the internet 750 using a web browser (not shown) running on any one of a variety of devices (e.g., personal computer, wireless PCS phone, network computer, television set top box, etc.).

[0050] Camera 100 accesses ID server 760 via the internet 750 and registers its identity and internet address. ID server 760 maintains an internal database of "on-line" devices and their associated internet addresses. User 720, or any other user wishing to access the camera (e.g., the camera owners friends or relatives) subsequently enters the identity of camera 100 into his web browser (e.g., camera 100's URL). Using standard internet protocols, ID server 760 is queried with the URL of camera 100 and returns the camera 100's current internet address. The user 720's web browser then accesses camera 100 using the current internet address returned from ID server 760.

[0051] After the current internet address of camera 100 is returned from ID server 760, user 720's web browser access camera 100 to retrieve a web page. The web browser embeds the internet address inside the HTTP (Hyper Text Transfer Protocol) request and sends the request, along with some status information, to a web server application hosted by camera 100 (e.g., server application 910 shown in Figure 9). Web server application 910 receives the HTTP request and establishes a socket connection between user 720's web browser and web server application 910. Web server application 910 subsequently fetches the requested HTML (Hyper Text Mark-up Language) file and sends it back to the web browser and closes the socket connection. The web browser then interprets the HTML commands and displays the resulting web page. The process of accessing an HTML file from a web server is commonly referred to as accessing a web page. Similarly, the process of sending HTML files from a web server to a web browser is commonly referred to as sending a web page, and hosting the web server which sends the web page is often referred to as hosting the web page.

[0052] This process of retrieving the current internet address of camera 100 from ID server 760 occurs trans-

parently with respect to user 720. In a typical case, for example, user 720 types the URL for camera 100 into his web browser and hits enter. In accordance with the present invention, the next web page the user views is the web page returned from camera 100. Beyond entering the URL for camera 100, no further action from the user is required in order to access the web pages hosted by camera 100.

[0053] Web server application 910 (Figure 9) hosted by camera 100 provides access to the stored images via the web pages. For example, requested images are embedded within the web pages which are sent to user 720's web browser. And user 720's web browser requests images or issues commands to camera 100, by embedding them within the status information included within the HTTP requests issued from the web browser to web server application 910 hosted by camera 100. By implementing remote accessibility via the internet 750, access to camera 100 can be obtained from virtually an unlimited number of locations. For example, camera 100 can be set to continuously take pictures of scenes/items of interest and allow user 720 to access those pictures at any time. Camera 100 and web server application 910 hosted thereon are further described in the discussion of Figure 9 below.

[0054] Referring still to Figure 7, it should be appreciated that camera 100, in accordance with the present invention, does not require a separate, external computer system (e.g., a personal computer) for connecting to ISP 710, thus providing an inexpensive method for making remotely accessible cameras widely available. It should be further appreciated that while process 700 shows camera 100 coupling to internet 750 via one ISP (e.g., ISP 710) and user 720 coupling to internet 750 via a separate ISP (e.g., ISP 715), user 720 and camera 100 could be coupled to internet 750 through a single ISP. In such a case, user 720 and camera 100 would be coupled to two separate access ports (e.g., two separate modems out of a bank of modems) of the same ISP.

[0055] In addition, camera 100 is accessed via the widely used, very familiar web browser. By functioning with a web page based interface and widely used web browsers, the present invention provides a simple, intuitive, and familiar interface for accessing camera 100's functionality. Accordingly, camera 100's controls and functions are intuitively easy to utilize. Since web pages and their associated controls (e.g., push buttons, data entry fields, etc.) are very familiar to most users, the remote access functionality of camera 100 can be utilized without requiring an extensive learning period for new users. For example, a consumer purchasing a remotely accessible camera is typically able to easily and immediately use the remote accessibility functions with minimal set-up.

[0056] As described above, the remote accessibility of camera 100 provides for many new applications of digital imagery. One such application involves setting up camera 100 at some remote location and using it to take

pictures at successive intervals. These pictures would be accessed via the internet 750 as they are taken. The interval can be adjusted (e.g., more or less pictures per minute) in response to user 720 entered commands via a Web browser. In such an application the limited memory (e.g., DRAM 346 and removable memory 354 of Figure 3) of camera 100 would be used to hold a desired number of pictures at a specified resolution. The memory would function as a sort of FIFO, wherein a fixed number of pictures are stored, the latest picture replacing the earliest picture.

[0057] Another application involves using camera 100 in conjunction with a motion detector. When used in conjunction with a motion detector, camera 100 can be configured to capture an image in response to receiving a signal from the motion detector (e.g., detecting the motion of an intruder), thereby taking a picture of whatever triggered the detector's signal output. Alternatively, camera 100 can detect motion by simply comparing successive images to detect changes between them, thereby dispensing with the need for a separate motion detector. The camera can additionally be configured to notify user 720 (e.g., via an email) to access and view the image of the potential intruder.

[0058] Yet another application involves using camera 100 in conjunction with a remote aiming device. Camera 100 can be mounted on a remotely operated aiming device (e.g., a motorized tripod). The aiming device is controlled via the internet 750 in the same manner the camera is controlled via the internet 750. Alternatively, camera 100 could be coupled to control the remote aiming device directly, via a software routine executing on computer 118 (shown in Figure 1). The remote aiming device allows user 720 to control the field of view of the camera 100 in the same manner user 720 controls other functionality (e.g., picture resolution, picture interval, etc.). User 720 can position the camera to take pictures of objects in the camera's vicinity.

[0059] In this manner, system 700 of the present invention is able to implement sophisticated remote surveillance of the type previously performed by expensive, prior art closed circuit television devices. Unlike the prior art, however, system 700 is inexpensive and relatively simple to implement.

[0060] For example, to achieve the same functionality as system 700 with a prior art personal computer in place of camera 100, custom-designed software would have to be written to host a web server on the personal computer. This software would have to function in conjunction with the operating system software of the personal computer. This, in turn, leads to a large amount of complexity and difficulty configuring and maintaining the personal computer/software. In addition to the personal computer, an external imaging device would also be required. Hence, the personal computer becomes a very expensive, dedicated platform for hosting the web server.

[0061] In contrast, camera 100 of system 700 in-

cludes the necessary software and the necessary computational resources (e.g., computer 118) to host the web page itself, eliminating the requirement for the expensive personal computer. In so doing, remote viewing, remote surveillance, a remote picture taking operation is made much more usable and much more obtainable to the average user. This "web site enabled" camera greatly reduces the cost of achieving the above functionality. The reduced cost will lead to wide adoption and deployment of the present invention, which will in turn, lead to a large number of new applications and new software written to take advantage of the resulting installed based of low-cost internet enabled, remotely accessible cameras of the present invention.

[0062] Referring now to Figure 8, a more detailed diagram 800 of camera 100 coupled to internet 750 is shown. Diagram 800 shows camera 100 coupled to an external modem 801. Camera 100 is coupled to modem 801 via any of several communications means (e.g., USB, IEEE1394, infrared link, etc.). Modem 801 is in turn coupled to a POTS telephone jack 802 at the camera's location. The telephone jack 802 couples modem 801 to one of the modems 803 of ISP 710 via the telephone companies local loop. ISP 760, as described above, is directly coupled to the internet 750 via a T1 line.

[0063] Modem 801 is shown as an external modem. However, the functionality of modem 810 can be implemented directly within the electronics of camera 100 (e.g., via a modem ASIC), or alternatively, can be implemented as a software only modem executing on computer 118 within camera 100. As such, it should be appreciated that, at the hardware connectivity level, modem 801 can take several forms. For example, a wireless modem can be used in which case the camera is not connected via an external wire to any land line. Alternatively, there may even be applications in which camera 100 includes suitable electronic components enabling a connection to a conventional computer system network (e.g., ethernet, Apple talk, etc.), which is in turn, directly connected to the internet (e.g., via a gateway, a firewall, etc.), thereby doing away with the requirement for an ISP. Hence, it should be appreciated that the present invention is not limited to any particular method of accessing the internet 750.

[0064] Referring now to Figure 9, a diagram 900 of the connectivity and application software of camera 100 is shown. At the software level, computer 118 of camera 100 hosts a TCP-IP protocol stack 901 (including PPP (Point to Point Protocol)), which, as is well-known in the art, enables communication via the internet. Protocol stack 901 interfaces with the physical connection hardware 902 of camera 100 and the application layer 903. The bottom of protocol stack 901 includes communication hardware interface drivers which interfaces directly with the various communications hardware camera 100 must function with (e.g., USB, IEEE1394, etc.). The top of protocol stack 901 includes software APIs and proto-

col libraries which interface with web server application 910 running in an applications layer 903. Applications layer 903 interfaces with an operating system 904. Applications layer 903, protocol stack 901, and operating system 904 are instantiated as software modules in DRAM 346 of camera 100.

[0065] The web server application 910 runs within applications layer 903, along with other software applications which provide camera 100's functionality (e.g., still image downloading, motion detection, aim control for a remote aiming device, and the like). The web server application 910 responds to queries from the user's internet web browser and other web browsers, which include user requests and user commands directed to the camera (e.g., taking the picture, changing the picture taking interval, etc.) and communicates with other software applications within applications layer 903. These applications each communicate with operating system 904 of the camera 100, which controls the functionality of camera 100 (e.g., taking pictures, storing pictures, and the like). HTTP requests are received and HTML files are transferred to and from the web server application 910 via protocol stack 901, and communications hardware 902.

[0066] With reference now to Figure 10, a more detailed diagram of ID server 760 is shown. As described above, ID server 760, in accordance with the present invention, overcomes the unknown address problem, wherein the internet address of camera 100 changes each time it establishes a connection. ID server 760 solves this problem by maintaining a registry 1001 of relevant internet addresses. Registry 1001 solves the unknown address problem by cataloging a device's unique identifier (e.g., camera 100), the address of the device (e.g., address 1002), and any relevant user information (e.g., user info 1003).

[0067] In the present embodiment, the registry is a software data structure residing in ID server 760. ID server 760 has an internet address which is known by both the device and the user. When camera 100 is connected to the internet 750, camera 100 accesses ID server 760, notifying ID server 760 that it is now "on-line". Camera 100 informs ID server 760 of its current internet address. ID server 760 updates registry 1001 accordingly. As described above, this internet address is different for each time camera 100 is connected to the internet 750. Each time ID server 760 is notified that the digital camera is on-line, the registry 1001 is updated with camera 100's current internet address.

[0068] Subsequently, when user 720 attempts access to camera 100, user 720's web browser first accesses ID server 760. If camera 100 is on-line, ID server 760 finds a corresponding entry in registry 1001, and returns the correct address (e.g., address 1002) to the web browser. Using the address, the web browser subsequently accesses camera 100. If camera 100 is not on-line, the web browser notifies user 720, by, for example, displaying an appropriate message (e.g., DNS entry not

found). This process can be implemented in a manner which is transparent to user 720. For example, once camera 100 is registered within registry 1001, user 720's web browser can access ID server 760 automatically to obtain the "current" internet address camera 100 and subsequently access camera 100 in a single user step (e.g., by clicking on a "bookmark" associated with the camera or by "typing in" the camera's identifier).

[0069] Similarly, ID server 760 can also maintain user 720's email address within registry 1001 (e.g., within user info 1003). In so doing, camera 100 will be able to notify user 720 of preprogrammed events (e.g., a camera malfunction, such as low battery power) or other such information by sending an appropriate email message.

[0070] It should be appreciated that there are many variations of service possible using this scheme. For example, camera 100 can be configured to automatically notify user 720 via ID server 760 when camera 100 is on-line. Alternatively, ID server 760 may itself notify user 720 when it is on-line with new pictures for viewing (e.g., via a page or telephone call). Any particular variation can be implemented depending upon the particular functionality desired by a user.

[0071] For example, security can be enhanced by maintaining a system of passwords between camera 100 and user 720. When user 720 accesses ID server 760, user 720 might be required, for example, to enter appropriate user authorization information, such as, for example, a user ID and password. Similarly, when camera 100 accesses ID server 760, it might also be required to provide a "device ID" and a password. Using this information, ID server 760 can ensure only authorized users are coupled to authorized devices.

[0072] Alternatively, security can be maintained by camera 100 in addition to or instead of, ID server 760. Once camera 100 has notified the ID server 760 that it is on-line, it services all of requests for access. However, full access (e.g., access to the functionality of the camera) is accorded only to those users having appropriate authorization information (e.g., user ID and password). Whereas an unauthorized user attempting access might receive an appropriate message (e.g., an "access denied" web page), an authorized user would see a web page representative of the functionality of the camera. The web page could include, for example, control buttons for camera control, images, or the like.

[0073] It should be noted that the first time ID server 760 is accessed, user 720 may be prompted to enter appropriate information (e.g. device ID, password information, etc.) to initialize and set up the service. This information uniquely identifies both user 720 and camera 100. The initialization can be made completely automatic beyond user 720 entering the appropriate information. Once the initialization process is completed, the operation of user 720's web browser with ID server 760 would proceed transparently with respect to user 720.

[0074] With reference now to Figure 11, a flow chart

of a process 1100 in accordance with one embodiment of the present invention is shown. Process 1100 shows the steps of an operating process of remotely accessing images taken by and stored within a digital camera of the present invention (e.g., camera 100) by accessing a web page hosted by the digital camera.

[0075] Process 1100 begins in step 1101, where a digital camera in accordance with one embodiment of the present invention is coupled to the telephone system.

As described above, the digital camera couples to the telephone system via either an internal hardware modem, an internal software based modem, or an external modem. In this manner, the digital camera connects to the telephone system directly, such that a separate, dedicated computer system (e.g., a personal computer) is unnecessary.

[0076] In step 1102, the digital camera determines whether it has been previously initialized. As described above, if the digital camera has been previously initialized, the appropriate identification and password information has been previously entered by the user such that, in the present embodiment, the connection to the internet is entirely automatic. The camera uses a dial up connection from the user's ISP to access the internet and process 1100 proceeds to step 1104. If the digital camera has not been previously initialized (e.g., as is the case when the digital camera is newly purchased by the user), the communications routines used by digital camera need to be specified by the user and process 1100 proceeds to step 1103. These routines includes specific information the camera needs to connect to the internet (e.g., dialing prefixes, ISP phone number, passwords, and the like).

[0077] In step 1103, the digital camera is initialized with appropriate connectivity information. This information includes for example, dialing prefixes, ISP connection information, passwords, user ID information, device ID information, and the like. This information enables the digital camera to automatically connect to the internet, as needed. As described above, in the case where the digital camera is coupled to the internet via some other means, (e.g., ethernet connection via a firewall) the connectivity information changes accordingly.

[0078] In step 1104, once connected to the internet, the digital camera notifies the ID server 760 that is currently on-line. As described above, this involves registering its current internet address with the ID server 760.

[0079] In step 1105, the application programming within the digital camera implements the user's application. As described above, the system of the present invention is capable of implementing a wide variety of remote access, remote imaging/surveillance applications. In the present embodiment, the digital camera merely records successive images for remote access by the user. The images are loaded into the camera's memory on a FIFO basis, with the earliest recorded image being replaced by the latest recorded image. The number of images available to the user depends upon the amount of

installed memory in the camera. The digital camera periodically accesses the internet via the ISP (e.g., at the top of every hour) to allow the user to access and retrieve the stored images.

[0080] In step 1106, the user, or another "web surfer", accesses the ID server 760 with a web browser to retrieve the internet address of the digital camera. As described above, the ID server 760 solves the unknown address problem, wherein the digital camera receives a different internet address from the ISP each time it connects to the internet. As described above, the user enters the identity of the digital camera into his web browser (e.g., the camera's URL). Using standard internet protocols, ID server 760 is queried with the URL and returns the digital camera's current internet address.

[0081] In step 1107, the user's web browser then accesses the digital camera using the camera's current internet address returned from ID server 760. As described above, the digital camera includes the necessary computer resources to function as a web site and host its own internal web server application 910. When accessed by the user's browser, the digital camera transmits HTML (hyper text mark-up language) document files for its web page. As described above, different web pages can be shown to different accessing web browsers depending upon their authorization (e.g., via passwords). For example, as described above, an unauthorized user might receive a web page displaying an "access denied" sign.

[0082] In step 1108, the user accesses the images stored within the digital camera via the web pages received from the web server application 910 hosted within the digital camera. As described above, the web page interface of the digital camera provides a readily familiar and intuitive interface for interaction and control of the camera by the user. Depending upon the particular application, the camera's web pages include control buttons, data entry fields, drop down menus, or even more sophisticated objects (e.g., java applets) for interaction with the user. Using these web pages, the user is able to access the functional controls of the camera in addition to the stored images.

[0083] In step 1109, process 1100 continues depending upon the particular requirements of the user. For example, as described above, the user can modify the parameters of the application program executing within the camera (e.g., increase or decrease the frequency of image recording). The user can let the application continue running as is. The virtually zero incremental cost of the images allows for many variations.

[0084] Thus, the present invention provides a method for making a digital camera and its internally stored images remotely accessible. The present invention enables the digital camera to be set to continuously take pictures of scenes/items of interest and allow a user to access those pictures at any time. The present invention implements remote accessibility via the internet, thus allowing the user to access the digital camera from virtu-

ally an unlimited number of locations.

[0085] A digital camera in accordance with the present invention does not require an separate, external computer system (e.g., a personal computer) for internet connectivity, thus providing an inexpensive method for making remotely accessible digital cameras widely available. In addition, a digital camera in accordance with the present invention is accessed via the widely used, very familiar web browser. By functioning with typical, widely used web browsers, the present invention provides a simple, intuitive, and familiar interface for accessing the digital camera's functionality. In so doing, the controls and functions of the digital camera are intuitively easy to utilize, and do not require an extensive learning period for new users. The present invention also provides an efficient, user transparent, process of obtaining the internet address of a digital camera, where the camera accesses the internet via a dial-up connection, and thus, has a changing internet address.

Claims

1. A method for implementing internet access to images stored in a portable digital camera, wherein the portable digital camera includes a processor coupled to a memory, the method comprising the steps of:
 - a) acquiring an image using the digital camera (100; 110);
 - b) providing the digital camera (100; 110) with connectivity means and software that enables the camera (100; 110) to access an ID server (760) via the internet (750) and that enables the camera to be accessed via the internet;
 - c) registering an internet address of the digital camera (100; 110) with ID server (760) by the digital camera;
 - d) allowing a web browser of a user (720) to access the ID server (760) via the internet (750); and
 - e) returning the internet address of the digital camera (100; 110) from the ID server (760) to the web browser, wherein the web browser accesses the digital camera (100; 110) to view a web page containing the image.
2. A method as claimed in claim 1, wherein step c) includes the step of coupling the digital camera (100; 110) to the internet (750) via a telephone dial-up internet connection.
3. A method as claimed in claim 1 or claim 2, further including the step of initializing the digital camera (100; 110) with connectivity information which enables the establishment of a dial-up internet connection.

4. A method as claimed in claim 1, further including the step of communicating authorization information between the digital camera (100; 110) and a web server.
5. A method as claimed in claim 1, further including the step of communicating authorization information between the digital camera (100; 110) and the web browser.
6. A method as claimed in any one of claims 1 to 5, further including the step of manipulating an object included in the web page to access the image.
7. A method as claimed in claim 1, further including the step of manipulating an object included in the web page to access control functions of the digital camera (100; 110).
8. A method as claimed in claim 1, wherein the ID server (760) includes the functionality of a domain name server.
9. A method performed by a portable digital camera (100; 110) comprising the steps of:
- a) acquiring an image;
 - b) accessing an ID server (760) via the internet (750);
 - c) registering an internet address of the digital camera (100; 110) with the ID server (760);
 - d) hosting a web page such that the image can be accessed by a web browser of a user (720) wherein the web browser obtains the internet address from the ID server (760).
10. A method as claimed in claim 9, wherein said digital camera (100; 110) is part of a system for remotely accessing images stored in said camera (100; 110), wherein the camera (100; 110) includes a processor coupled to a memory, the memory containing computer readable code, which when executed by the processor causes the digital camera (100; 110) to implement a method.
11. A method as claimed in claim 9 or claim 10, wherein step b) further includes the step of coupling to the internet (750) via a telephone dial-up internet connection.
12. A method as claimed in claim 9 or claim 10, further including the step of storing initialization information enabling the establishment of a telephone dial-up internet connection.
13. A method as claimed in any one of claims 9 to 12, further including the digital camera (100; 110) performing the step of sending an electronic mail message to the user (720) when the digital camera (100; 110) contains the image.
14. A method as claimed in claim 9, wherein the ID server (760) is a domain name server.
15. A method as claimed in claim 9, wherein said digital camera (100; 110) includes a processor coupled to a memory, the memory containing computer readable code, which when executed by the processor causes the digital camera (100; 110) to implement said method which is for providing remote access to an image stored in the digital camera (100; 110), the method further comprising the steps of:
- coupling to the internet (750) via a telephone dial-up internet connection; and,
 - storing initialization information enabling the establishment of the internet connection.
16. A method as claimed in any one of claims 9 to 15, further including the step of communicating authorization information to the web server.
17. A method as claimed in any one of claims 9 to 15, further including the step of authenticating the user (720) prior to providing the web page to the user (720).
18. A method as claimed in any one of claims 9 to 15, further including the steps of:
- retrieving the internet address of the web browser of the user (720) from the ID server (760); and
 - contacting the user (720) when the digital camera (100; 110) contains images.

40 Patentansprüche

1. Verfahren zur Implementierung eines Internetzugangs zu Bildern, die in einer tragbaren Digitalkamera gespeichert sind, wobei die tragbare Kamera einen an einen Speicher gekoppelten Prozessor umfasst und das Verfahren aus folgende Schritten besteht:
- a) Aufnahme eines Bildes mit der Digitalkamera (100; 110);
 - b) Ausstattung der Digitalkamera (100; 110) mit Konnektivitätsmitteln und Software, welche die Kamera (100; 110) in die Lage versetzen, über das Internet (750) auf einen ID Server (760) zuzugreifen und welche den Zugriff auf die Kamera (100; 110) über das Internet ermöglichen;
 - c) Registrierung einer Internetadresse der Digitalkamera (100; 110) bei dem ID Server (760)

- durch die Digitalkamera;
- d) Einem Web Browser eines Benutzers (720) den Zugriff auf den ID Server (760) über das Internet ermöglichen; und
- e) Rücksendung der Internetadresse der Digitalkamera (100; 110) vom ID Server (760) zum Web Browser, wobei der Web Browser auf die Digitalkamera (100; 110) zugreift, um eine Webseite anzuzeigen, welche das Bild enthält.
2. Verfahren nach Anspruch 1, wobei der Schritt c) den Schritt einer Kopplung der Digitalkamera (100; 110) an das Internet (750) über einen Telefoneinwahl-Internetanschluss enthält.
 3. Verfahren nach Anspruch 1 oder 2, des weiteren umfassend den Schritt der Initialisierung einer Digitalkamera (100; 110) mit Konnektivitätsdaten, welche die Einrichtung einer Einwahl-Internetverbindung ermöglichen.
 4. Verfahren nach Anspruch 1, des weiteren umfassend den Schritt der Kommunikation von Autorisierungsdaten zwischen der Digitalkamera (100; 110) und einem Webserver.
 5. Verfahren nach Anspruch 1, des weiteren umfassend den Schritt der Kommunikation von Autorisierungsdaten zwischen der Digitalkamera (100; 110) und dem Web Browser.
 6. Verfahren nach einem der Ansprüche 1 bis 5, des weiteren umfassend den Schritt der Manipulation eines auf der Webseite enthaltenen Objekts für den Zugriff auf das Bild.
 7. Verfahren nach Anspruch 1, des weiteren umfassend den Schritt der Manipulation eines auf der Webseite enthaltenen Objekts für den Zugriff auf Steuerungsfunktionen der Digitalkamera (100; 110).
 8. Verfahren nach Anspruch 1, wobei der ID Server (760) die Funktionalität eines Domännennamenservers umfasst.
 9. Verfahren, das von einer tragbaren Digitalkamera (100; 110) durchgeführt wird und folgende Schritte umfasst:
 - a) Aufnahme eines Bildes;
 - b) Zugriff auf einen ID Server (760) über das Internet (750);
 - c) Registrierung einer Internetadresse der Digitalkamera (100; 110) beim ID Server (760);
 - d) Hosting einer Webseite, so dass auf das Bild von einem Web Browser eines Benutzers (720) zugegriffen werden kann, wobei der Web Browser die Internetadresse vom ID Server (760) erhält.
 10. Verfahren nach Anspruch 9, wobei die Digitalkamera (100; 110) Teil eines Systems für den entfernten Zugriff auf in einer Kamera (100; 110) gespeicherte Bilder ist, wobei die Kamera (100; 110) einen an einen Speicher gekoppelten Prozessor umfasst und der Speicher computerlesbaren Code enthält, der bei der Ausführung durch den Prozessor die Digitalkamera (100; 110) zur Implementierung eines Verfahrens veranlasst.
 11. Verfahren nach Anspruch 9 oder Anspruch 10, wobei der Schritt b) des weiteren den Schritt der Kopplung an das Internet (750) über einen Telefoneinwahl-Internetanschluss umfasst.
 12. Verfahren nach Anspruch 9 oder Anspruch 10, des weiteren umfassend den Schritt der Speicherung von Initialisierungsdaten, welche die Einrichtung eines Telefoneinwahl-Internetanschlusses ermöglichen.
 13. Verfahren nach einem der Ansprüche 9 bis 12, des weiteren umfassend den Schritt, dass die Digitalkamera (100; 110) eine elektronische Mail-Nachricht an den Benutzer (720) sendet, wenn die Digitalkamera (100; 110) das Bild enthält.
 14. Verfahren nach Anspruch 9, wobei der ID Server (760) ein Domännennamenserver ist.
 15. Verfahren nach Anspruch 9, wobei die Digitalkamera (100; 110) einen an einen Speicher gekoppelten Prozessor umfasst und der Speicher computerlesbaren Code enthält, der bei der Ausführung durch den Prozessor die Digitalkamera (100; 110) zur Implementierung des Verfahrens veranlasst, das der Einrichtung eines entfernten Zugriffs auf ein in der Digitalkamera (100; 110) gespeichertes Bild dient, wobei das Verfahren des weiteren folgende Schritte umfasst:
 - Verbindung mit dem Internet (750) über einen Telefoneinwahl-Internetanschluss; und
 - Speicherung von Initialisierungsinformationen, welche die Einrichtung des Internetanschlusses ermöglichen.
 16. Verfahren nach einem der Ansprüche 9 bis 15, des weiteren umfassend den Schritt der Kommunikation von Autorisierungsdaten an den Webserver.
 17. Verfahren nach einem der Ansprüche 9 bis 15, des weiteren umfassend den Schritt der Zugriffsberechtigungsprüfung des Benutzers (720) vor Bereitstellung der Webseite für den Benutzer (720).

18. Verfahren nach einem der Ansprüche 9 bis 15, des weiteren umfassend folgende Schritte:

Abruf der Internetadresse des Web Browsers des Benutzers (720) vom ID Server (760); und Kontaktierung des Benutzers (760), wenn die Digitalkamera (100; 110) Bilder enthält.

Revendications

1. Procédé pour mettre en oeuvre l'accès, au travers du réseau Internet, d'images mémorisées dans un appareil photo numérique portable, dans lequel l'appareil photo numérique inclut un processeur couplé à une mémoire, 1 procédé comprenant les étapes consistant :

a) à acquérir une image en faisant usage de l'appareil photo numérique (100 ; 110) ;
 b) à pourvoir l'appareil photo numérique (100 ; 110) de moyens de connectivité et d'un logiciel permettant à l'appareil photo (100 ; 110) d'accéder à un serveur ID (760) au travers du réseau Internet (750) et permettant d'accéder à l'appareil photo au travers du réseau Internet ;
 c) à mettre en correspondance une adresse de réseau Internet de l'appareil photo numérique (100 ; 110) avec le serveur ID (760) par l'appareil photo numérique ;
 d) à permettre à un navigateur Web d'un utilisateur (720) d'accéder au serveur ID (760) au travers du réseau Internet (750) ; et
 e) à renvoyer l'adresse de réseau Internet de l'appareil photo numérique (100 ; 110) du serveur ID (760) au navigateur Web, dans laquelle le navigateur Web accède à l'appareil photo numérique (100 ; 110) afin de visualiser une page Web contenant l'image.

2. Procédé selon la revendication 1, dans lequel l'étape c) inclut l'étape consistant à coupler l'appareil photo numérique (100 ; 110) au réseau Internet (750) par l'intermédiaire d'une connexion au réseau Internet par ligne téléphonique commutée.
3. Procédé selon la revendication 1 ou 2, incluant, en outre, l'étape consistant à initialiser l'appareil photo numérique (100 ; 110) avec des informations de connectivité permettant l'établissement d'une connexion au réseau Internet par ligne téléphonique commutée.
4. Procédé selon la revendication 1, incluant, en outre, l'étape consistant à communiquer des informations d'autorisation entre l'appareil photo numérique (100 ; 110) et un serveur Web.

5. Procédé selon la revendication 1, incluant, en outre, l'étape consistant à communiquer des informations d'autorisation entre l'appareil photo numérique (100 ; 110) et le navigateur Web.

6. Procédé selon l'une quelconque des revendications 1 à 5, incluant, en outre, l'étape consistant à manipuler un objet contenu dans la page Web pour accéder à l'image.

7. Procédé selon la revendication 1, incluant, en outre, l'étape consistant à manipuler un objet contenu dans la page Web pour accéder à des fonctions de commande de l'appareil photo numérique (100 ; 110).

8. Procédé selon la revendication 1, dans lequel le serveur ID (760) inclut la fonctionnalité d'un serveur de noms de domaine.

9. Procédé mis en oeuvre par un appareil photo numérique (100 ; 110), comprenant les étapes consistant :

a) à acquérir une image ;
 b) à accéder à un serveur ID (760) au travers du réseau Internet (750) ;
 c) à mettre en correspondance une adresse de réseau Internet de l'appareil photo numérique (100 ; 110) avec le serveur ID (760) ;
 d) à héberger une page Web de telle sorte que l'image peut faire l'objet d'un accès par un navigateur Web d'un utilisateur (720), dans laquelle le navigateur Web obtient, du serveur ID (760), l'adresse de réseau Internet.

10. Procédé selon la revendication 9, dans lequel ledit appareil photo numérique (100 ; 110) fait partie d'un système permettant d'accéder à distance à des images mémorisées dans ledit appareil photo (100 ; 110), dans lequel l'appareil photo (100 ; 110) inclut un processeur couplé à une mémoire, la mémoire contenant un code pouvant être lu par un ordinateur, qui, lorsqu'il est exécuté par le processeur, amène l'appareil photo numérique (100 ; 110) à mettre en oeuvre un procédé.

11. Procédé selon la revendication 9 ou 10, dans lequel l'étape b) inclut, en outre, l'étape de couplage au réseau Internet (750) par l'intermédiaire d'une connexion au réseau Internet par ligne téléphonique commutée.

12. Procédé selon la revendication 9 ou 10, incluant, en outre, l'étape consistant à mémoriser des informations permettant l'établissement d'une connexion au réseau Internet par ligne téléphonique commutée.

13. Procédé selon l'une quelconque des revendications 9 à 12, incluant, en outre, l'appareil photo numérique (100 ; 110) accomplissant l'étape consistant à transmettre un message de courrier électronique à l'utilisateur (720) lorsque l'appareil photo numérique (100 ; 110) contient l'image. 5
14. Procédé selon la revendication 9, dans lequel le serveur ID (760) est un serveur de noms de domaine. 10
15. Procédé selon la revendication 9, dans lequel ledit appareil photo numérique (100 ; 110) inclut un processeur couplé à une mémoire, la mémoire contenant un code pouvant être lu par un ordinateur, qui, lorsqu'il est exécuté par le processeur, amène l'appareil photo numérique (100 ; 110) à mettre en oeuvre ledit procédé qui est destiné à permettre l'accès à une image mémorisée dans l'appareil photo numérique (100 ; 110), le procédé comprenant, en outre, les étapes consistant : 15
- a) à opérer un couplage au réseau Internet (750) par l'intermédiaire d'une connexion au réseau Internet par ligne téléphonique commutée ; et 25
 - b) à mémoriser des informations permettant l'établissement d'une connexion au réseau Internet. 30
16. Procédé selon l'une quelconque des revendications 9 à 15, incluant, en outre, l'étape consistant à communiquer des informations d'autorisation au serveur Web. 35
17. Procédé selon l'une quelconque des revendications 9 à 15, incluant, en outre, l'étape consistant à authentifier l'utilisateur (720) avant de fournir la page Web à l'utilisateur (720). 40
18. Procédé selon l'une quelconque des revendications 9 à 15, incluant, en outre, les étapes consistant : 45
- à extraire, du serveur ID (760), l'adresse de réseau Internet du navigateur Web de l'utilisateur (720) ;
 - à contacter l'utilisateur (720) lorsque l'appareil photo numérique (100 ; 110) contient des images. 50
- 55
- 15

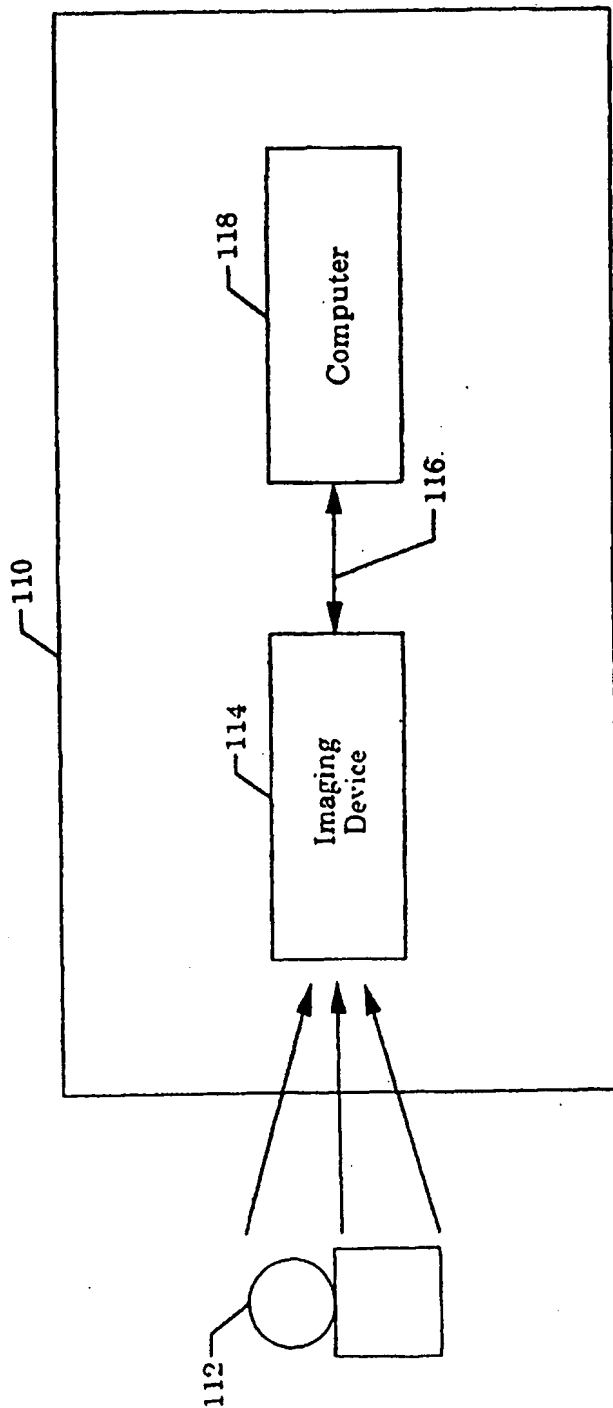


FIG. 1

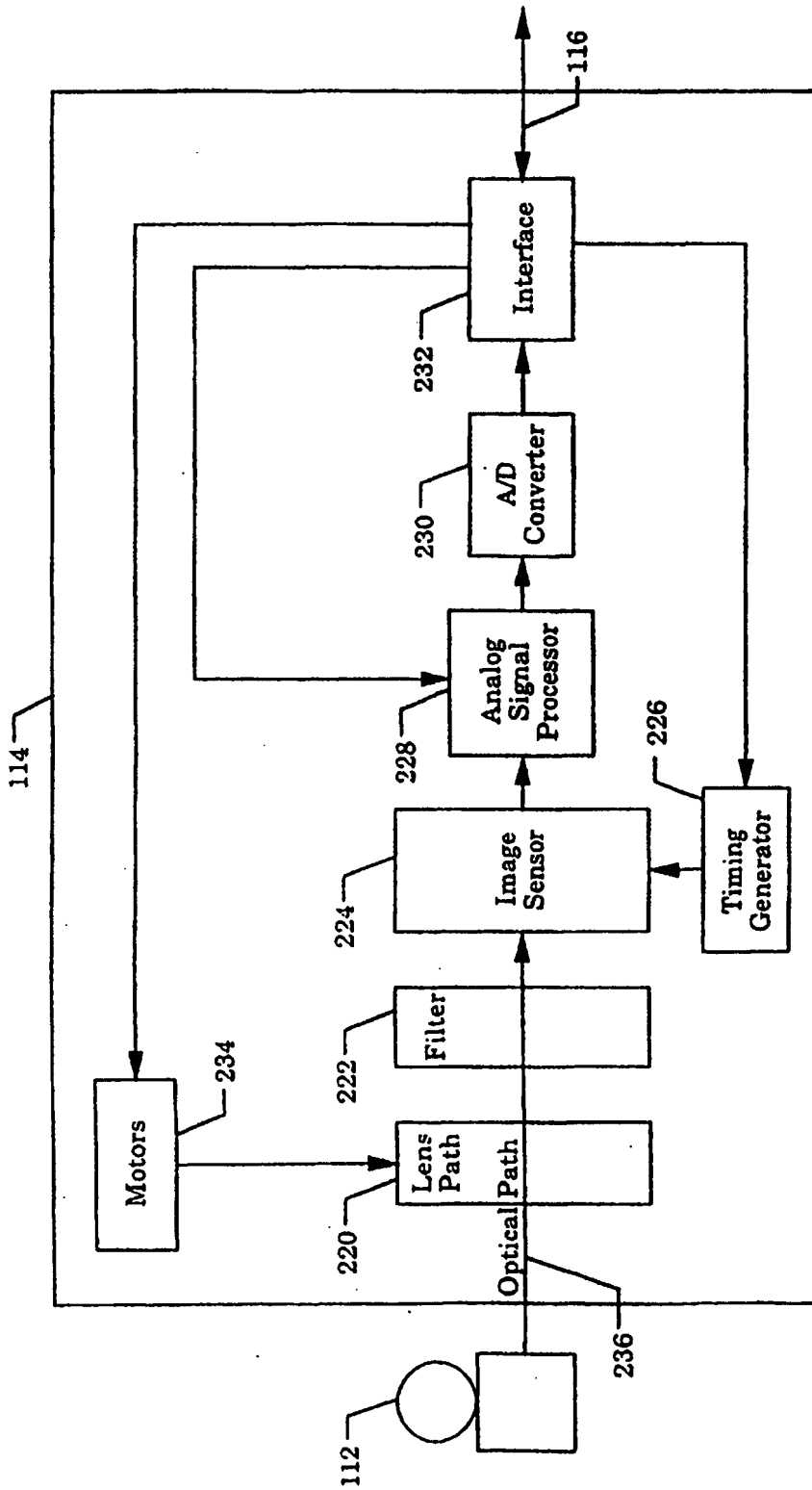


FIG. 2

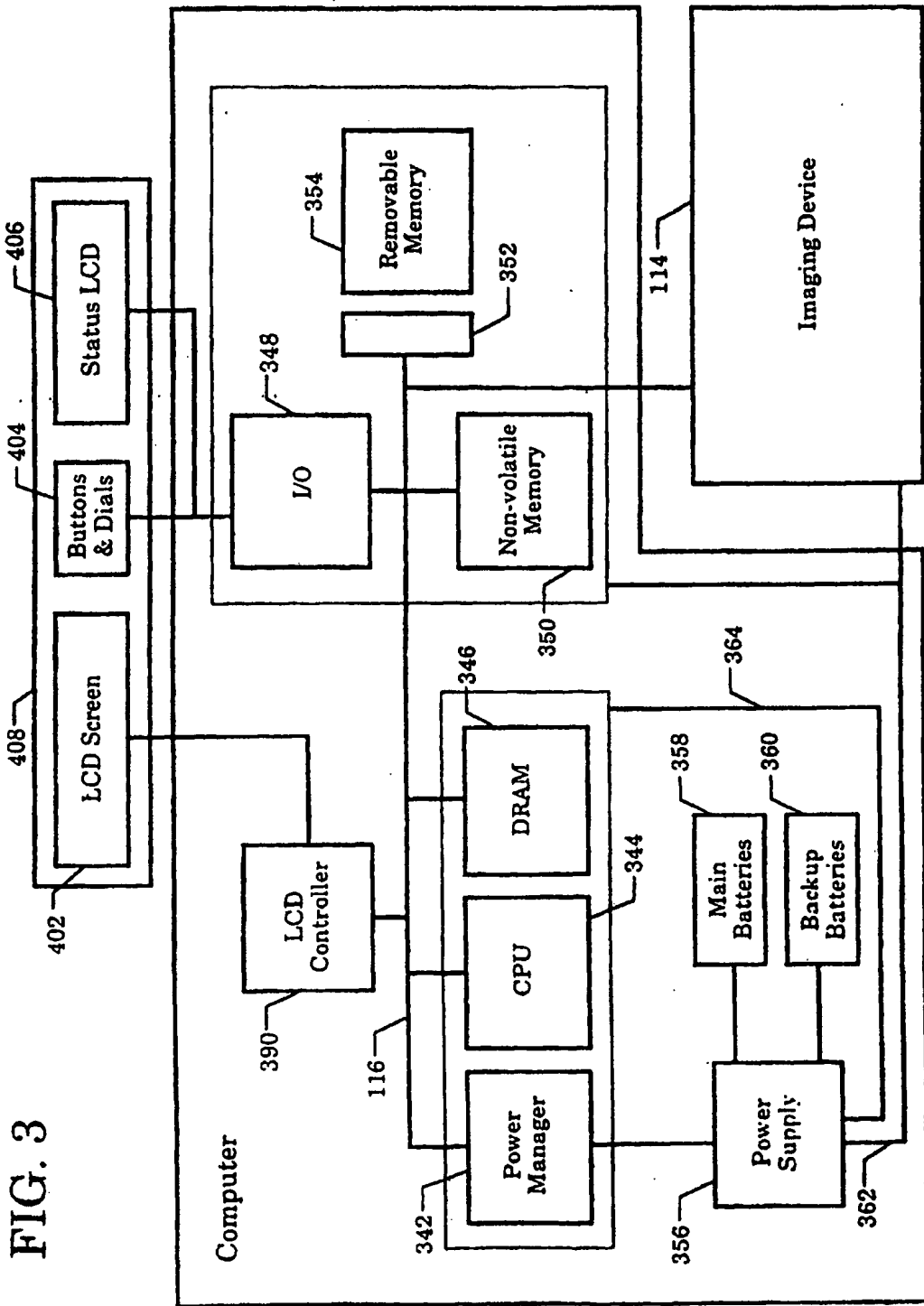


FIG. 3

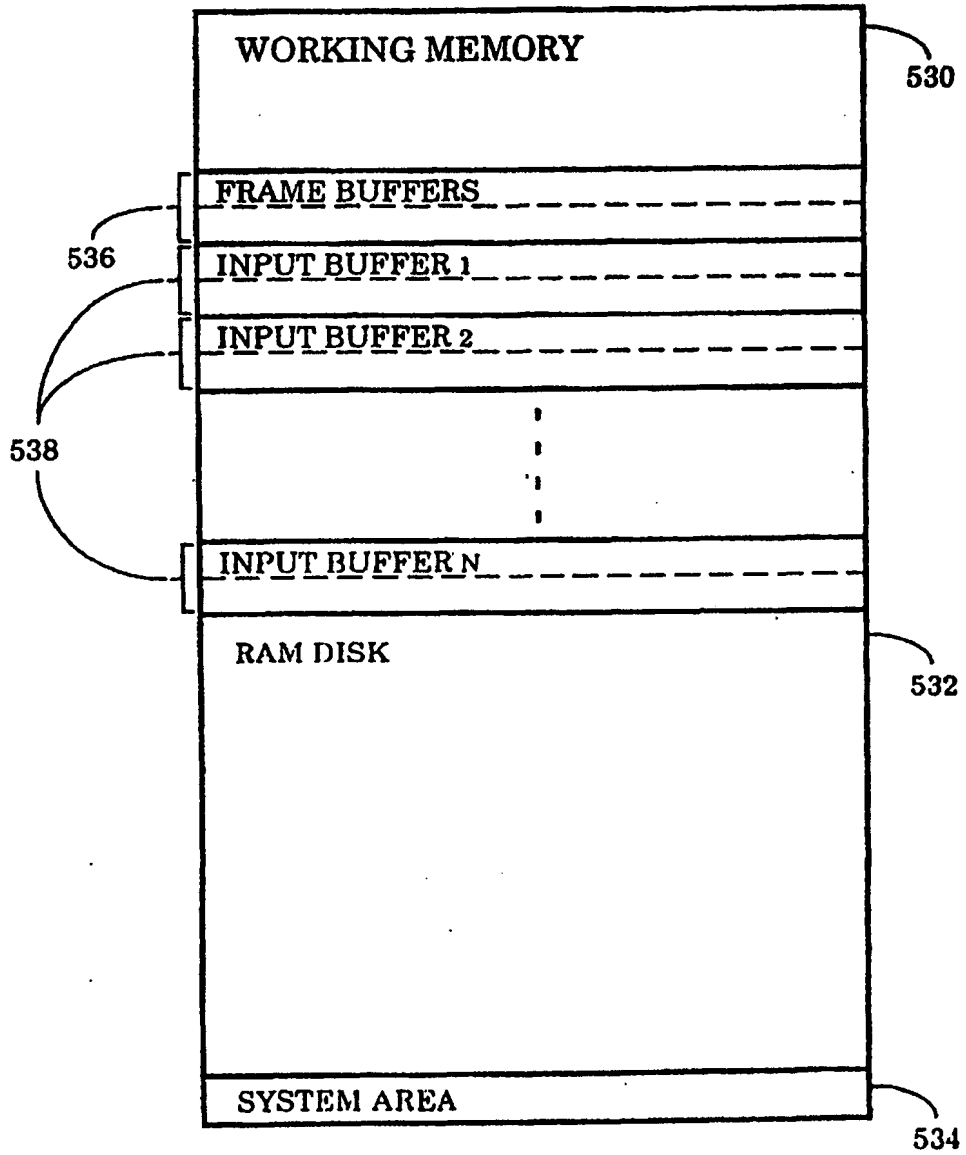


FIG. 4

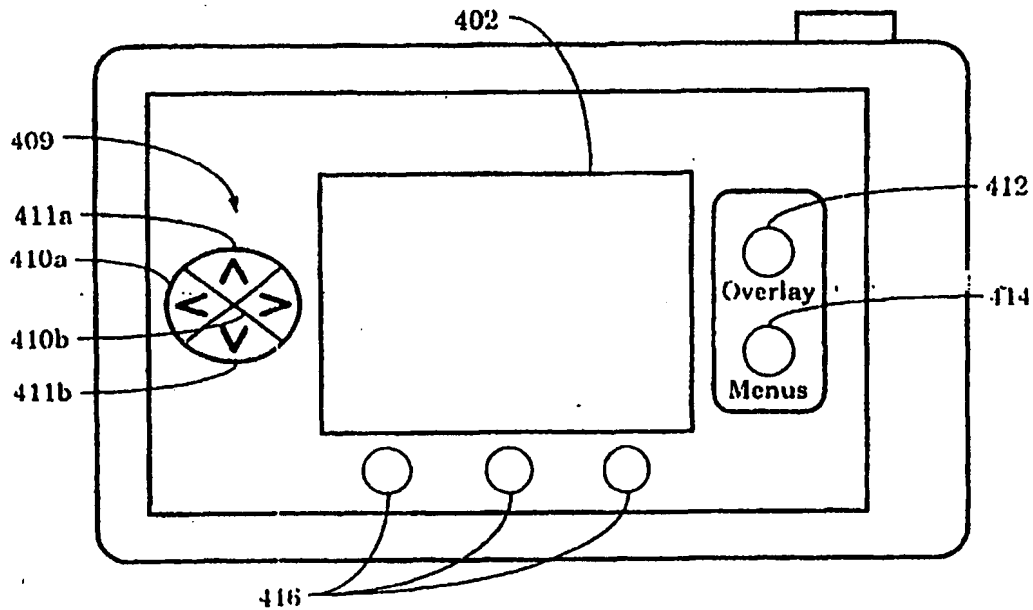


FIG. 5A

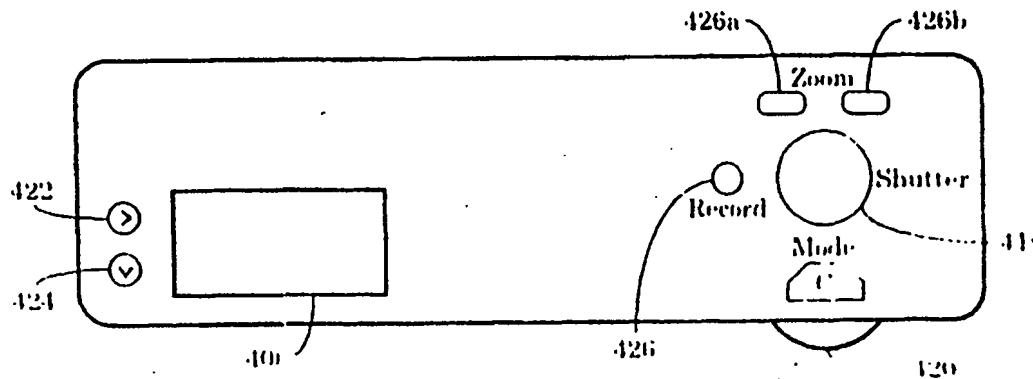


FIG. 5B

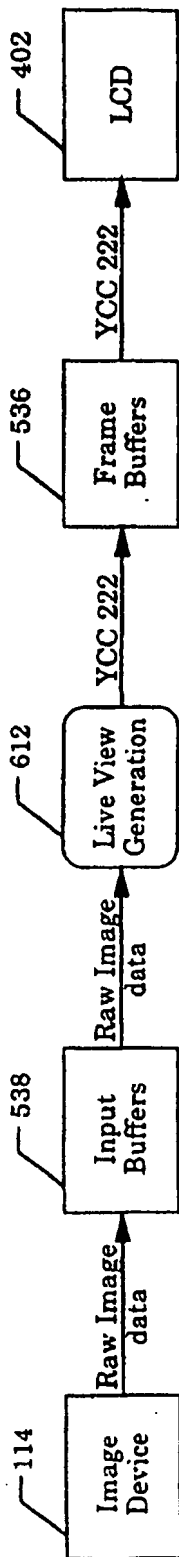


FIG. 6

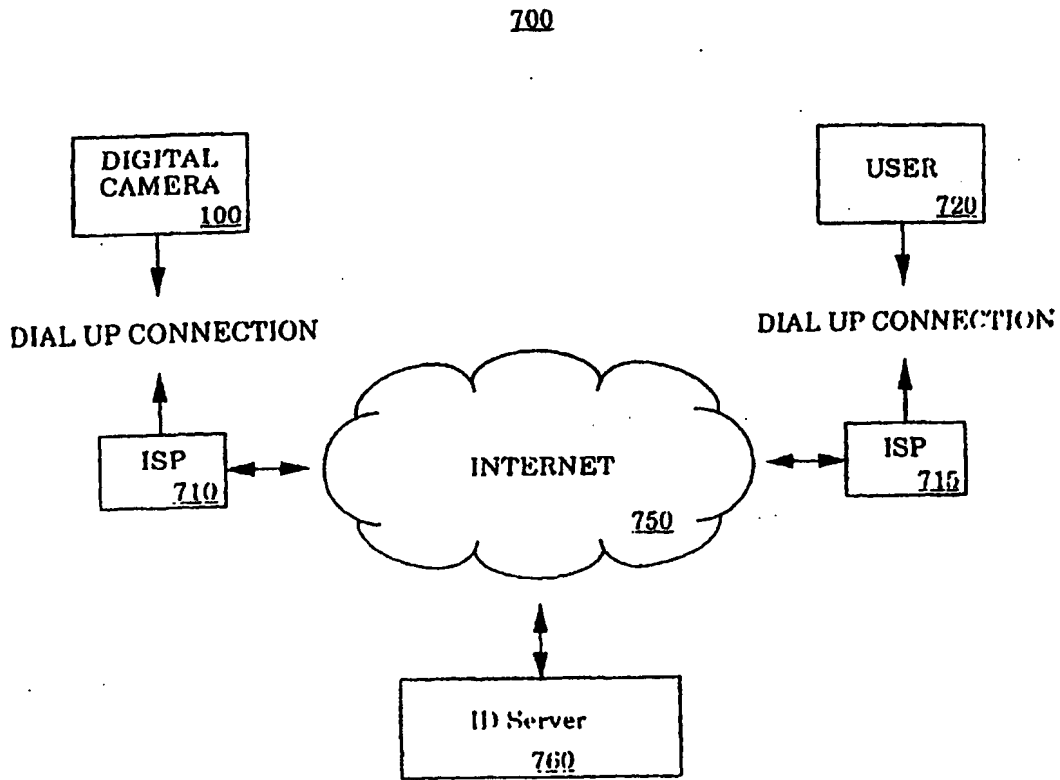


FIG. 7

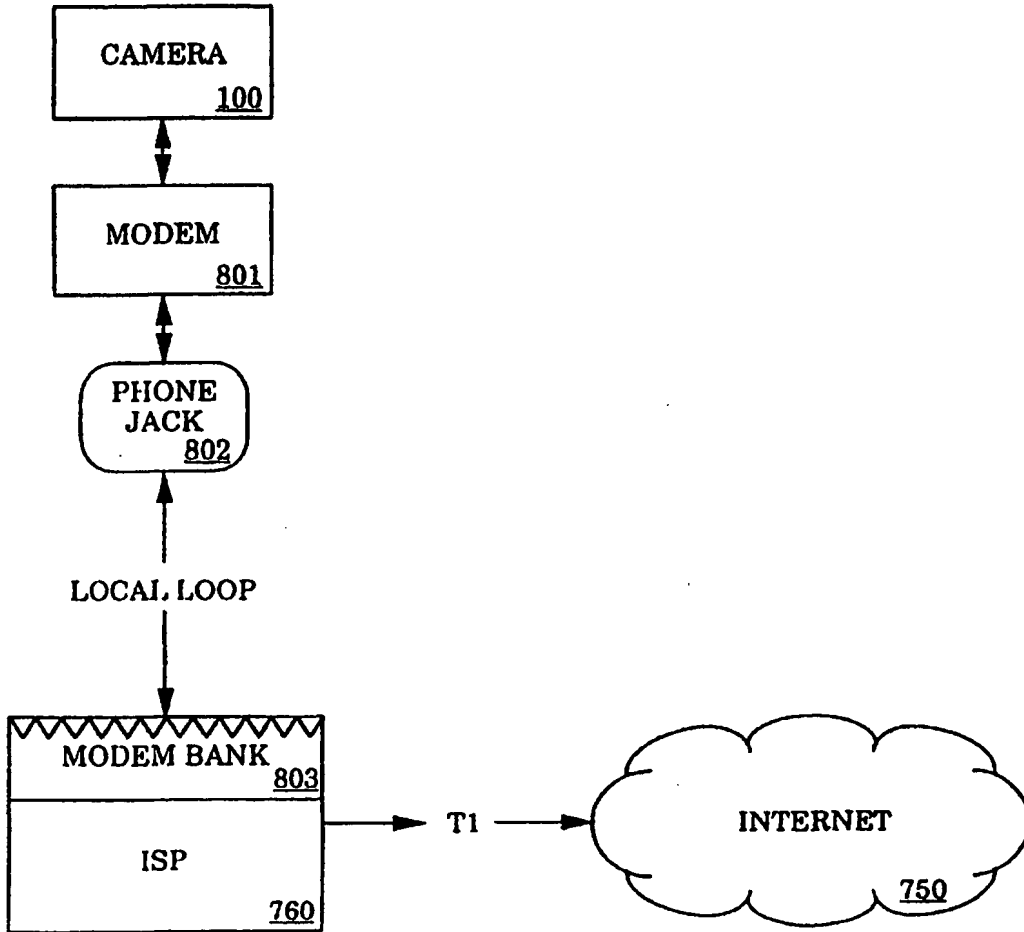


FIG. 8

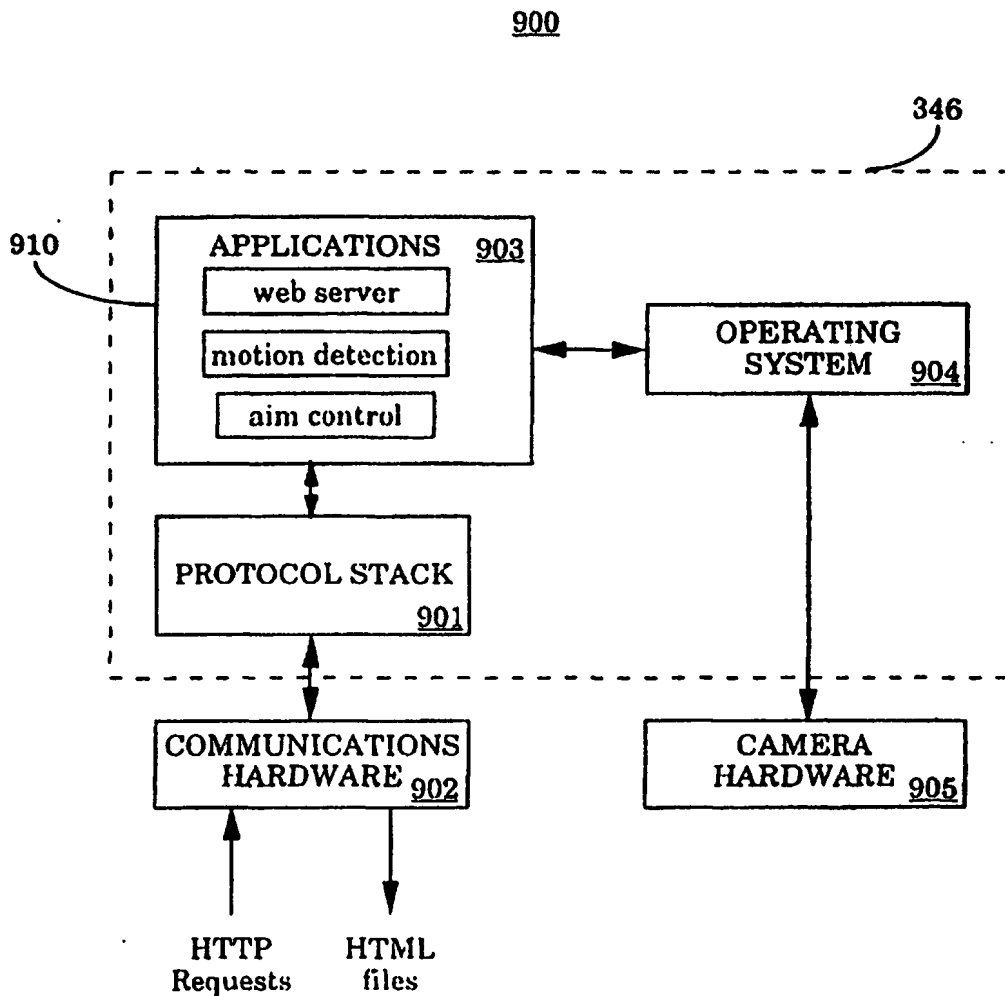


FIG. 9

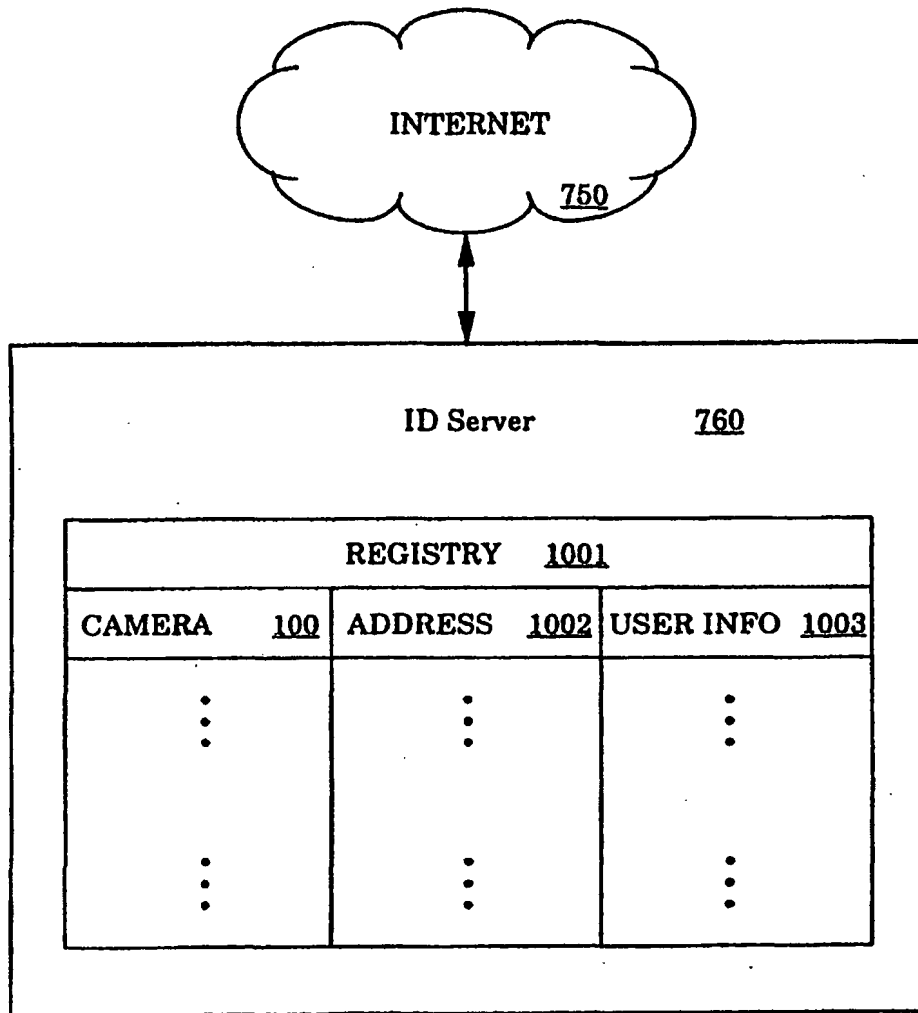


FIG. 10

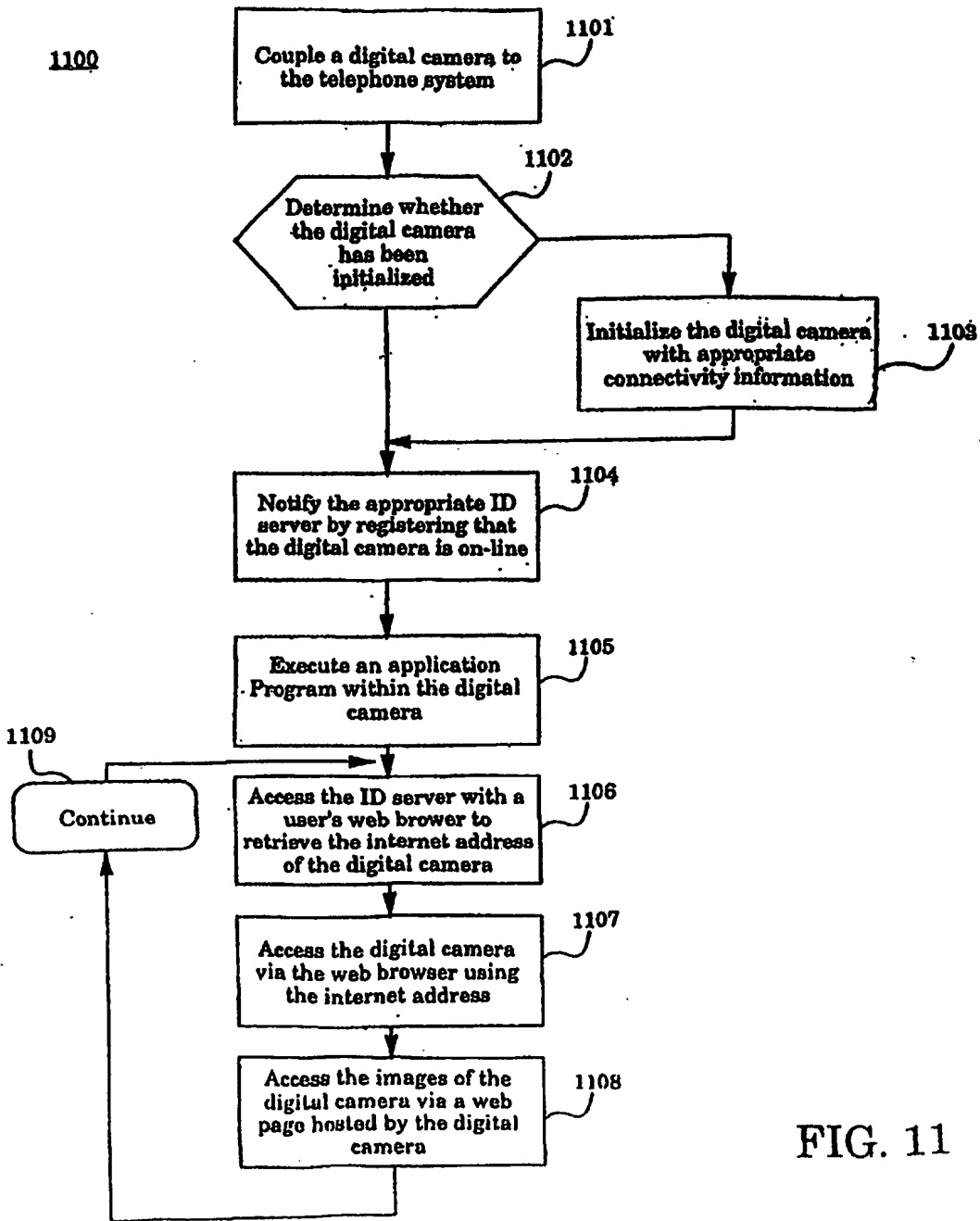


FIG. 11

INTERNATIONAL SEARCH REPORT

International application No.
PCT/US06/28636

A. CLASSIFICATION OF SUBJECT MATTER

IPC(8) - H04N 7/18 (2006.01)
USPC - 348/143

According to International Patent Classification (IPC) or to both national classification and IPC

B. FIELDS SEARCHED

Minimum documentation searched (classification system followed by classification symbols)

IPC(8) - H04N 7/00, 7/14, 7/18, 5/232; G06F 15/16, G06T 1/00, G06F 17/24, G06T 15/70, G06K 9/00 (2006.01)
USPC - 348/14.01-14.02, 348/14.04, 348/14.08-14.09, 348/211.3, 348/211.12, 348/552; 709/217; 345/11, 345/23, 345/475, 382/100, 382/232, 382/305, 382/112, 382/115

Documentation searched other than minimum documentation to the extent that such documents are included in the fields searched

Electronic data base consulted during the international search (name of data base and, where practicable, search terms used)

MicroPatent, IP.com, DialogPro, Google Scholar

keywords: "surveillance camera", "remote monitoring", "web browser", "web page", "web site", wireless, Internet.

C. DOCUMENTS CONSIDERED TO BE RELEVANT

Category*	Citation of document, with indication, where appropriate, of the relevant passages	Relevant to claim No.
X ----- Y	EP 1 062 800 B1 (ANDERSON et al) 09 April 2003 (09.04.2003) entire document	1, 5, 7-10, 12-13, 17, 19, 22 and 24-26 ----- 2, 6, 11, 14, 15, 18, 20, and 23
Y	US 2002/0164945 A1 (OLSEN et al) 07 November 2002 (07.11.2002) paragraph 0045	2
Y	US 5,027,150 A (INOUE et al) 25 June 1991 (25.06.1991) col. 10, line 67 through col. 11, line 2	6
Y	US 6,636,259 B1 (ANDERSON et al) 21 October 2003 (21.10.2003) col. 12, lines 49-57	14
Y	US 6,658,091 B1 (NAIDOO et al) 02 December 2003 (02.12.2003) col. 17, lines 21-28	18
Y	WO 2001/027787 A1 (KAMAN et al) 19 April 2001 (19.04.2001) see page 16	11
Y	WO 2004/015951 A1 (MOSSAKOWSKI) 19 February 2004 (19.02.2004) abstract and Fig. 1	15

Further documents are listed in the continuation of Box C.

* Special categories of cited documents:

"A" document defining the general state of the art which is not considered to be of particular relevance
"E" earlier application or patent but published on or after the international filing date
"L" document which may throw doubts on priority claim(s) or which is cited to establish the publication date of another citation or other special reason (as specified)
"O" document referring to an oral disclosure, use, exhibition or other means
"P" document published prior to the international filing date but later than the priority date claimed

"T" later document published after the international filing date or priority date and not in conflict with the application but cited to understand the principle or theory underlying the invention
"X" document of particular relevance; the claimed invention cannot be considered novel or cannot be considered to involve an inventive step when the document is taken alone
"Y" document of particular relevance; the claimed invention cannot be considered to involve an inventive step when the document is combined with one or more other such documents, such combination being obvious to a person skilled in the art
"&" document member of the same patent family

Date of the actual completion of the international search

05 January 2007

Date of mailing of the international search report

09 APR 2007

Name and mailing address of the ISA/US

Mail Stop PCT, Attn: ISA/US, Commissioner for Patents
P.O. Box 1450, Alexandria, Virginia 22313-1450
Facsimile No. 571-273-3201

Authorized officer:

Blaine R. Copenheaver

PCT Helpdesk: 571-272-4300
PCT OSP: 571-272-7774

INTERNATIONAL SEARCH REPORT

International application No.
PCT/US06/28636

C (Continuation). DOCUMENTS CONSIDERED TO BE RELEVANT		
Category*	Citation of document, with indication, where appropriate, of the relevant passages	Relevant to claim No.
Y	US 5,994,699 A (AKAGAWA) 30 November 1999 (30.11.1999) col. 1, lines 41-43	20
Y	WO 1995/035627 A1 (SERGEANT et al) 28 December 1995 (28.12.1995) page 1, line 26 through page 2, line 4	23

RECEIVED
CENTRAL FAX CENTER

MAY 23 2007

FAX TRANSMISSION

DATE:

PTO IDENTIFIER: Application Number 11/484,373-Conf. #8920

Patent Number

Inventor: Frank Clemente et al.

MESSAGE TO: US Patent and Trademark Office

FAX NUMBER: (571) 273-8300

FROM: FULBRIGHT & JAWORSKI L.L.P.

C. Andrew Im

PHONE: (212) 318-3359

Attorney Dkt. #: NY-CLEM 201-US (10508190)

PAGES (Including Cover Sheet): 3

CONTENTS: Status Inquiry for application 11/484,373 (1 page)
Certificate of Transmission (1 page)

If your receipt of this transmission is in error, please notify this firm immediately by collect call to sender at (212) 318-3359 and send the original transmission to us by return mail at the address below.

This transmission is intended for the sole use of the individual and entity to whom it is addressed, and may contain information that is privileged, confidential and exempt from disclosure under applicable law. You are hereby notified that any dissemination, distribution or duplication of this transmission by someone other than the intended addressee or its designated agent is strictly prohibited.

FULBRIGHT & JAWORSKI L.L.P.

666 Fifth Avenue, New York, New York 10103

Telephone: (212) 318-3000 Facsimile: (212) 318-3400

25780161.1

1

Approved for use through 07/31/2006. OMB 0651-0091

U. S. Patent and Trademark Office, U.S. DEPARTMENT OF COMMERCE

Under the Paperwork Reduction Act of 1995, no persons are required to respond to a collection of information unless it displays a valid OMB control number.

Application No. (if known): 11/484,373

Attorney Docket No.: NY-CLEM 201-US

Certificate of Transmission under 37 CFR 1.8

I hereby certify that this correspondence is being facsimile transmitted to the United States Patent and Trademark Office.

on 5/23/07
Date

Fani Malkouzakis

Signature

Fani Malkouzakis

Typed or printed name of person signing Certificate

Registration Number, if applicable

(212) 318-3220

Telephone Number

Note: Each paper must have its own certificate of transmission, or this certificate must identify each submitted paper.

Status Inquiry for application 11/484,373 (1 page)

Docket No.: NY-CLEM 201-US (10508190)
(PATENT)

IN THE UNITED STATES PATENT AND TRADEMARK OFFICE

In re Patent Application of:
Frank Clemente et al.

Application No.: 11/484,373

Filed: July 11, 2006

For: INTEGRATED INTERNET CAMERA
SYSTEM

Confirmation No.: 8920

Art Unit: N/A

Examiner: Not Yet Assigned

STATUS INQUIRY

Commissioner for Patents
P.O. Box 1450
Alexandria, VA 22313-1450


Dear Sir:

It is respectfully requested that the attorney named below be advised of the status of the above-identified application. Please advise us of when we might expect to receive an Office Action from the Patent and Trademark Office.

Applicant believes no fee is due with this response. However, if a fee is due, please charge our Deposit Account No. 50-0624, under Order No. NY-CLEM 201-US from which the undersigned is authorized to draw.

Dated:

Respectfully submitted,



By
C. Andrew Im
Registration No.: 40,657
FULBRIGHT & JAWORSKI LLP
656 Fifth Avenue
New York, New York 10103
(212) 318-3000
(212) 318-3400 (Fax)
Attorney for Applicant

25780159.1



UNITED STATES PATENT AND TRADEMARK OFFICE

UNITED STATES DEPARTMENT OF COMMERCE
United States Patent and Trademark Office
Address: COMMISSIONER FOR PATENTS
P.O. Box 1450
Alexandria, Virginia 22313-1450
www.uspto.gov

Table with 5 columns: APPLICATION NO., FILING DATE, FIRST NAMED INVENTOR, ATTORNEY DOCKET NO., CONFIRMATION NO. Includes application details for Frank Clemente and Fulbright & Jaworski, LLP.

Please find below and/or attached an Office communication concerning this application or proceeding.

The time period for reply, if any, is set in the attached communication.

Office Action Summary	Application No. 11/484,373	Applicant(s) CLEMENTE ET AL.	
	Examiner QUANG V. LE	Art Unit 2622	

-- The MAILING DATE of this communication appears on the cover sheet with the correspondence address --

Period for Reply

A SHORTENED STATUTORY PERIOD FOR REPLY IS SET TO EXPIRE 3 MONTH(S) OR THIRTY (30) DAYS, WHICHEVER IS LONGER, FROM THE MAILING DATE OF THIS COMMUNICATION.

- Extensions of time may be available under the provisions of 37 CFR 1.136(a). In no event, however, may a reply be timely filed after SIX (6) MONTHS from the mailing date of this communication.
- If NO period for reply is specified above, the maximum statutory period will apply and will expire SIX (6) MONTHS from the mailing date of this communication.
- Failure to reply within the set or extended period for reply will, by statute, cause the application to become ABANDONED (35 U.S.C. § 133). Any reply received by the Office later than three months after the mailing date of this communication, even if timely filed, may reduce any earned patent term adjustment. See 37 CFR 1.704(b).

Status

- 1) Responsive to communication(s) filed on 11 July 2006.
- 2a) This action is **FINAL**.
- 2b) This action is non-final.
- 3) Since this application is in condition for allowance except for formal matters, prosecution as to the merits is closed in accordance with the practice under *Ex parte Quayle*, 1935 C.D. 11, 453 O.G. 213.

Disposition of Claims

- 4) Claim(s) 1-26 is/are pending in the application.
 - 4a) Of the above claim(s) _____ is/are withdrawn from consideration.
- 5) Claim(s) _____ is/are allowed.
- 6) Claim(s) 1-26 is/are rejected.
- 7) Claim(s) _____ is/are objected to.
- 8) Claim(s) _____ are subject to restriction and/or election requirement.

Application Papers

- 9) The specification is objected to by the Examiner.
- 10) The drawing(s) filed on 11 July 2006 is/are: a) accepted or b) objected to by the Examiner.
 Applicant may not request that any objection to the drawing(s) be held in abeyance. See 37 CFR 1.85(a).
 Replacement drawing sheet(s) including the correction is required if the drawing(s) is objected to. See 37 CFR 1.121(d).
- 11) The oath or declaration is objected to by the Examiner. Note the attached Office Action or form PTO-152.

Priority under 35 U.S.C. § 119

- 12) Acknowledgment is made of a claim for foreign priority under 35 U.S.C. § 119(a)-(d) or (f).
 - a) All b) Some * c) None of:
 - 1. Certified copies of the priority documents have been received.
 - 2. Certified copies of the priority documents have been received in Application No. 60/702,470.
 - 3. Copies of the certified copies of the priority documents have been received in this National Stage application from the International Bureau (PCT Rule 17.2(a)).

* See the attached detailed Office action for a list of the certified copies not received.

Attachment(s)

- | | |
|---|---|
| 1) <input checked="" type="checkbox"/> Notice of References Cited (PTO-892) | 4) <input type="checkbox"/> Interview Summary (PTO-413)
Paper No(s)/Mail Date. _____ |
| 2) <input type="checkbox"/> Notice of Draftsperson's Patent Drawing Review (PTO-948) | 5) <input type="checkbox"/> Notice of Informal Patent Application |
| 3) <input checked="" type="checkbox"/> Information Disclosure Statement(s) (PTO/SB/08)
Paper No(s)/Mail Date _____ | 6) <input type="checkbox"/> Other: _____ |

DETAILED ACTION

1. This Office Action is in response to the application 11484373 filed on 7/11/2006.
2. **Claims 1-26** have been examined and are pending.

Information Disclosure Statement

3. An initialed and dated copy of Applicant's IDS form 1449 is attached to the instant office action.

Priority

4. Acknowledgment is made of applicant's claim priority benefit under Title 35 U.S.C. 119(e) of US provisional application 60/702470 filed 7/26/2005.

Claim Rejections - 35 USC § 102

The following is a quotation of the appropriate paragraphs of 35 U.S.C. 102 that form the basis for the rejections under this section made in this Office action:

A person shall be entitled to a patent unless –

(b) The invention was patented or described in a printed publication in this or a foreign country or in public use or on sale in this country, more than one year prior to the date of application for patent in the United States.

5. **Claims 1, 3-6, 10, 13-16, 19 and 22-24** are rejected under 35 U.S.C. 102(b) as being anticipated by Kusaka et al, US Patent Application Publication 2004/0109063.

As per claim 1, an integrated Internet camera system has the following limitations, taught by Kusaka:

A website archive and review center (WSARC) for storing and managing images (para 220).

An Internet direct camera (IDC) for capturing an image, automatically transmitting said image to an account associated with said IDC on said WSARC upon image capture (paragraph 0219) and receiving stored image from said WSARC (paragraph 0222).

A display for displaying said captured image and said received image (paragraph 0225).
and

The IDC automatically connects to said WSARC over an Internet connection on power-up (paragraph 0244).

As per claim 3, Kusaka teaches the system of claim 1, Kusaka further teaches wherein said IDC comprises a storage device **77** for locally storing said captured image and said received image; and wherein said storage device stores said captured image only when said IDC loses said connection with said WSARC **S306** (paragraph 0247 and figure 18).

As per claim 4, Kusaka teaches the system of claim 3, Kusaka further teaches wherein said stored image is transmitted to said WSARC when said IDC re-establishes said connection with said WSARC (paragraph 0247 and figure 18).

Art Unit: 2622

As per claim 5, Kusaka teaches the system of claim 1, Kusaka further teaches wherein said IDC comprises an internal battery to power said IDC (figure 4). *Figure 4 is the block diagram of electronic camera 100 shown in figures 2 and 3. It is common in the art at the time of this invention was made that the power source 63 of camera 100 is a battery.*

As per claim 6, Kusaka teaches the system of claim 5, Kusaka further teaches wherein said internal battery is a rechargeable battery (figure 4). *Official notice is taken that it is common in the art at the time of this invention was made that most of portable camera contains rechargeable battery.*

As per claim 10, Kusaka teaches the system of claim 1, Kusaka further teaches wherein said display of said IDC comprises a touch pad **66** for entering a command, a text or labeling images (paragraph 0227).

As per claim 13, Kusaka teaches the system of claim 1, Kusaka further teaches the system comprising a plurality of IDCs for connecting users located in different locations (paragraph 0238 and figure 6).

As per claim 14, Kusaka teaches the system of claim 1, Kusaka further teaches wherein said WSARC is operable to organize the images by event, date or name (paragraph 0267).

As per claim 15, Kusaka teaches the system of claim 1, Kusaka further teaches wherein said each of said IDC comprises a SIM card associated with a registered user of said WSARC (paragraph 0220,” The gateway server 160 has a built-in wireless portable telephone function, and upon receiving the image file, camera identification information and user identification information from the electronic camera 100 by means of the wireless portable telephone function, it appends image identification information (an image file name) to the image file, selects an image server having a album with available capacity corresponding to the user identification information from among image servers 181 through 184”). *Kusaka’s camera uses an equivalent method of identification as the SIM card.*

As per claim 16, Kusaka teaches the system of claim 1, Kusaka further teaches wherein said WSARC is operable to send images received from said IDC to one or more IDCs selected by a register user associated with said IDC (paragraph 0220 and 0256).

As per claim 19, Kusaka teaches the system of claim 1, Kusaka further teaches wherein said account is associated with a registered user of said WSARC and said images in said account can be viewed by any user given privilege to view by said registered user (paragraph 0256).

As per claim 22, Kusaka teaches the system of claim 1, Kusaka further teaches wherein said IDC comprises an image pickup, an optical module (paragraph 0224) for

Art Unit: 2622

forming an image on the image pickup, and an image capturing module for capturing digital images from said image pickup (paragraph 0231).

As per claim 23, Kusaka teaches the system of claim 22, Kusaka further teaches wherein said optical module comprises an auto-focus optical system (paragraph 0233 ,“ The capture control circuit 60 analyzes the extent of the high frequency component of the digital data stored in the capture buffer memory 59 and detects the state of focus adjustment of the photographic lens 10, and performs focus adjustment of the photographic lens 10 by means of the lens drive circuit 52 in accordance with the detection results”).

As per claim 24, Kusaka teaches the system of claim 1, Kusaka further teaches wherein said IDC is a portable camera (paragraph 0261,“in that case the electronic camera 100 can be configured as a portable telephone with a camera”).

Claim Rejections - 35 USC § 103

The following is a quotation of 35 U.S.C. 103(a) which forms the basis for all obviousness rejections set forth in this Office action:

(a) A patent may not be obtained though the invention is not identically disclosed or described as set forth in section 102 of this title, if the differences between the subject matter sought to be patented and the prior art are such that the subject matter as a whole would have been obvious at the time the invention was made to a person having ordinary skill in the art to which said subject matter pertains. Patentability shall not be negated by the manner in which the invention was made.

6. Claim 2 is rejected under 35 U.S.C. 103(a) as being unpatentable over Kusaka as applied to claims 1 above, further in view of Kikuchi, US Patent Application Publication No. 2004/0169759.

As per claim 2, Kusaka teaches the system of claim 1, but Kusaka fails to disclose wherein said IDC automatically connects to said WSARC using a secondary mode of communication when a primary mode of communication to said WSARC is unavailable.

However, Kikuchi teaches a camera cell phone that is capable of obtain image and data through the internet (paragraph 0011). Official notice is taken to indicate at the time the invention was made, most conventional cell phone has two mode of operation, normal and roaming modes. These two modes are equivalent to the primary and secondary modes as cited in the claim.

Therefore, to one of ordinary skill in the art, it would have been an obvious matter of design choice at the time the invention was made to apply a secondary backup mode of communication (roaming) of Kikuchi to Kusaka image transmission system in order to prevent lost of images and data due to the lost of communication in the primary mode.

7. Claims 7 and 8 are rejected under 35 U.S.C. 103(a) as being unpatentable over Kusaka as applied to claims 5 above, further in view of Lavelle et al. US Patent 7,333,785.

As per claim 7, Kusaka teaches the system of claim 5, but Kusaka fails to disclose that wherein said IDC alerts said WSARC when the power of said internal battery is below a predetermined threshold.

However, Lavelle teaches a power management for wireless devices that include cameras that send warning to the host when the battery is getting below a predefined level (col 12, lines 50-54).

Therefore, to one of ordinary skill in the art, it would have been an obvious matter of design choice at the time the invention was made to apply Lavelle power management to Kusaka image transmission system in order to prevent lost of images and data due to low battery failure.

As per claim 8, Kusaka teaches the system of claim 5, but Kusaka fails to disclose wherein said WSARC is operable to monitor the power of said internal battery and alerts a registered user associated with said IDC if the power of said internal battery is below a predetermined threshold.

However, Lavelle teaches a power management for wireless devices that include cameras that send warning to the users when the battery level is too low (col 12, lines 40-45).

Therefore, to one of ordinary skill in the art, it would have been an obvious matter of design choice at the time the invention was made to apply Lavelle power

Art Unit: 2622

management to Kusaka image transmission system in order to prevent lost of images and data due to low battery failure.

8. Claims 9, 20, 25 and 26 are rejected under 35 U.S.C. 103(a) as being unpatentable over Kusaka as applied to claims 1 above, further in view of Mullis, US Patent No. 5,825,413.

As per claim 9, Kusaka teaches the system of claim 1, but Kusaka fails to disclose wherein said IDC comprises a motion sensor and is operable to record only when a motion is detected by said motion sensor.

However, in an analogous art, Mullis teaches a surveillance system with cameras that only record when motion is detected (col 2, lines 7-22).

Therefore, to one of ordinary skill in the art, it would have been an obvious matter of design choice at the time the invention was made to apply motion sensor recording of Mullis to Kusaka image transmission system so as to provide an image transmission system that only captures images when there is motion in the surrounding area. Such internet camera system can be useful for surveillance system.

As per claim 20, Kusaka teaches the system of claim 1, but Kusaka fails to disclose wherein said IDC comprises an infrared or UV sensor to record infrared or UV images.

However, in an analogous art, Mullis teaches a surveillance system with infrared cameras (sensor) (col 1, lines 44-53).

Therefore, to one of ordinary skill in the art, it would have been an obvious matter of design choice at the time the invention was made to apply infrared motion sensor camera of Mullis to Kusaka image transmission system so as to provide an image transmission system that can detect motion in the infrared range. Such system can be useful as an active surveillance system when coupled with infrared generator that illuminates the detection area with infrared light.

As per claim 25, , Kusaka teaches the system of claim 1, but Kusaka fails to disclose wherein said IDC is a stationary camera under the control of said WSARC.

However, in an analogous art, Mullis teaches a surveillance system comprises a video camera set with a fixed Field of View (figure 1A and col 2, lines 9-11)

Therefore, to one of ordinary skill in the art, it would have been an obvious matter of design choice at the time the invention was made to apply Mullis fixed camera setting to Kusaka image transmission system so as to provide an image transmission system equipped with hand free image capture devices. Such system would be useful for unattended surveillance system.

Art Unit: 2622

As per claim 26, Kusaka teaches the system of claim 1, but Kusaka fails to disclose the system further comprising a mounting device for mounting said IDC and operable to rotate or pivot said IDC, thereby enabling an operator to remotely control said IDC.

However, in an analogous art, Mullis teaches a surveillance system with a remotely controlled video camera mounting having a horizontal panning unit and a tilting unit (col 4, lines 35-38)

Therefore, to one of ordinary skill in the art, it would have been an obvious matter of design choice at the time the invention was made to apply Mullis remotely controlled camera to Kusaka image transmission system so as to provide an image transmission system equipped with cameras that can remotely controlled by a user. Such system would be useful for remote surveillance system.

9. Claim 11 is rejected under 35 U.S.C. 103(a) as being unpatentable over Kusaka as applied to claims 1 above, further in view of Kapoor, US Patent Application Publication 2005/0102167.

As per claim 11, Kusaka teaches the system of claim 1, but Kusaka fails to disclose wherein said WSARC sends an email message to a predetermined email address associated with said IDC when said connection to said IDC is lost.

However, in an analogous art, Kapoor teaches a wireless data communication where the server informs the users using email when the network connection is lost (paragraph 0061).

Therefore, to one of ordinary skill in the art, it would have been an obvious matter of design choice at the time the invention was made to apply email alert from Kapoor to Kusaka image transmission system so as to provide a reliable image transmission system that would alert the user of broken connection. Such system will prevent lost of images and data due to interruption of network connection.

10. Claim 12 is rejected under 35 U.S.C. 103(a) as being unpatentable over Kusaka as applied to claims 1 above, further in view of Ozaki et al. US Patent No. 6,239,833.

As per claim 12, Kusaka teaches the system of claim 1, but Kusaka fails to disclose the system further comprising a plurality of IDCs for monitoring a building, each IDC monitoring different parts of said building.

However, in an analogous art, Ozaki teaches a remote image monitoring system that use a plurality of camera to monitor a building . The camera system is also connected to the internet (col 4, lines 54 - col 5, line 1).

Therefore, to one of ordinary skill in the art, it would have been an obvious matter of design choice at the time the invention was made to apply Ozaki monitoring system

Art Unit: 2622

to Kusaka image transmission system so as to provide a surveillance system that can be controlled and monitored remotely through the internet.

11. Claim 17 is rejected under 35 U.S.C. 103(a) as being unpatentable over Kusaka as applied to claims 1 above, further in view of Anderson, US Patent No. 6,567,122.

As per claim 17, Kusaka teaches the system of claim 1, but Kusaka fails to disclose wherein said IDC comprises a web browser.

However Anderson teaches a digital camera that can access the internet through a web browser (col 4, lines 19-21)

Therefore, to one of ordinary skill in the art, it would have been an obvious matter of design choice at the time the invention was made to apply web browsing capability to Kusaka image transmission system camera so as to provide a more familiar interface to the user of the image transmission system. Such system would minimize the learning curve to new users.

12. Claim 18 is rejected under 35 U.S.C. 103(a) as being unpatentable over Kusaka as applied to claims 1 above, further in view of Monroe, US Patent Application Publication no. 2003/0227540.

As per claim 18, Kusaka teaches the system of claim 1, but Kusaka fails to disclose wherein said IDC is operable to support voice over IP over said connection.

However, Monroe teaches a camera appliance that can communicate to an IP phone system (paragraph 0065).

Therefore, to one of ordinary skill in the art, it would have been an obvious matter of design choice at the time the invention was made to apply Monroe phone over IP capability into Kusaka's camera so that the users of image transmission system can communicate with each other without addition phone services.

13. Claim 21 is rejected under 35 U.S.C. 103(a) as being unpatentable over Kusaka as applied to claims 1 above, further in view of Thompson et al., US Patent No. 6,744,467.

As per claim 21, Kusaka teaches the system of claim 1, but Kusaka fails to disclose the system further comprising a scope-shaped attachment to said IDC, which provides specialized lighting to record fine cracks and crevices in a machine or a building.

However, Thompson teaches a video-scope camera with a scope-shaped attachment equipped with high intensity light that illuminate the area the camera is pointed (col 5, lines 59-65). Thompson's camera is used to monitor and record aircraft's defective parts (col 14, lines 32-53). This function is equivalent to the recording of cracks and crevices in a machine as cited in the claim.

Therefore, to one of ordinary skill in the art, it would have been an obvious matter of design choice at the time the invention was made to incorporate Thompson video-

Art Unit: 2622

scope into Kusaka camera so as to add a remote equipment monitoring and recording function to Kusaka image transmission system. Such system can be used to monitor equipment malfunction without user's presence.

Conclusion

14. The prior arts made of record and not relied upon are considered pertinent to applicant's disclosure:

- | | | |
|------------------------------------|---------------------|---|
| Creamer; Rob et al. | (US 6930709 B1) | Integrated internet/intranet camera |
| Suzuki; Katsuyoshi | (US 6980232 B2) | Image transmitting Internet camera |
| Yamagishi; Yoichi | (US 7272641 B2) | Image information managing system |
| Petermann; Jerry | (US 7395056 B2) | Time-shared full duplex protocol for use with a wireless communications system with artificial intelligence-based distributive call routing |
| Bhesania; Firdosh K. et al. | (US 20060290326 A1) | Protocols for reporting power status over multiple buses |
| Palmerio, Robert R. | (US 20040250288 A1) | Method and apparatus for storing surveillance films |
| Ritter; Rudolf | (US 20060150211 A1) | Method and terminal for limited-access receiving of data as well as remote server |
| Verkama, Markku | (US 20010005840 A1) | Authentication in a telecommunications network |
| Petermann, Jerry W. | (US 20050096034 A1) | Wireless communications device with artificial intelligence-based distributive call routing |

Art Unit: 2622

Any inquiry concerning this communication or earlier communications from the examiner should be directed to Quang V. Le whose telephone number is (571) 270-5014. The examiner can normally be reached on Monday through Friday 8:30am-5:00pm.

If attempts to reach the examiner by telephone are unsuccessful, the examiner's supervisor Yen Ngoc Vu can be reached on (571)272-7320. The fax phone number for the organization where this application or proceeding is assigned is 571-273-8300.

Information regarding the status of an application may be obtained from the Patent Application Information Retrieval (PAIR) system. Status information for published applications may be obtained from either Private PAIR or Public PAIR. Status information for unpublished applications is available through Private PAIR only. For more information about the PAIR system, see <http://pair-direct.uspto.gov>. Should you have questions on access to the Private PAIR system, contact the Electronic Business Center (EBC) at 866-217-9197 (toll-free). If you would like assistance from a USPTO Customer Service Representative or access to the automated information system, call 800-786-9199 (IN USA OR CANADA) or 571-272-1000.

/Quang Le/
Patent Examiner
Art Unit 2622
12/04/2008

*/Ngoc-Yen T. VU/
Supervisory Patent Examiner, Art Unit 2622*

Notice of References Cited	Application/Control No. 11/484,373	Applicant(s)/Patent Under Reexamination CLEMENTE ET AL.	
	Examiner QUANG V. LE	Art Unit 2622	Page 1 of 2

U.S. PATENT DOCUMENTS

*		Document Number Country Code-Number-Kind Code	Date MM-YYYY	Name	Classification
*	A	US-5,825,413 A	10-1998	Mullis, Phillip Russell	348/155
*	B	US-6,239,833 B1	05-2001	Ozaki et al.	348/159
*	C	US-2001/0005840 A1	06-2001	Verkama, Markku	705/67
*	D	US-6,567,122 B1	05-2003	Anderson et al.	348/211.3
*	E	US-2003/0227540 A1	12-2003	Monroe, David A.	348/14.02
*	F	US-6,744,467 B2	06-2004	Thompson et al.	348/340
*	G	US-2004/0169759 A1	09-2004	Kikuchi, Kenichi	348/333.12
*	H	US-2004/0250288 A1	12-2004	Palmerio, Robert R.	725/105
*	I	US-2005/0102167 A1	05-2005	Kapoor, Ashok K.	705/003
*	J	US-2005/0096034 A1	05-2005	Petermann, Jerry W.	455/422.1
*	K	US-6,930,709 B1	08-2005	Creamer et al.	348/211.3
*	L	US-6,980,232 B2	12-2005	Suzuki, Katsuyoshi	348/207.1
*	M	US-2006/0150211 A1	07-2006	Ritter, Rudolf	725/031

FOREIGN PATENT DOCUMENTS

*		Document Number Country Code-Number-Kind Code	Date MM-YYYY	Country	Name	Classification
	N					
	O					
	P					
	Q					
	R					
	S					
	T					

NON-PATENT DOCUMENTS

*		Include as applicable: Author, Title Date, Publisher, Edition or Volume, Pertinent Pages)
	U	
	V	
	W	
	X	

*A copy of this reference is not being furnished with this Office action. (See MPEP § 707.05(a).)
Dates in MM-YYYY format are publication dates. Classifications may be US or foreign.

Notice of References Cited	Application/Control No. 11/484,373	Applicant(s)/Patent Under Reexamination CLEMENTE ET AL.	
	Examiner QUANG V. LE	Art Unit 2622	Page 2 of 2

U.S. PATENT DOCUMENTS

*	Document Number Country Code-Number-Kind Code	Date MM-YYYY	Name	Classification
*	A US-2006/0290326 A1	12-2006	Bhesania et al.	323/210
*	B US-7,272,641 B2	09-2007	Yamagishi, Yoichi	709/218
*	C US-7,333,785 B1	02-2008	Lavelle et al.	455/127.5
*	D US-7,395,056 B2	07-2008	Petermann, Jerry	455/422.1
	E US-			
	F US-			
	G US-			
	H US-			
	I US-			
	J US-			
	K US-			
	L US-			
	M US-			


FOREIGN PATENT DOCUMENTS

*	Document Number Country Code-Number-Kind Code	Date MM-YYYY	Country	Name	Classification
	N				
	O				
	P				
	Q				
	R				
	S				
	T				

NON-PATENT DOCUMENTS

*	Document Number Country Code-Number-Kind Code	Date MM-YYYY	Country	Name	Classification
	U	Include as applicable: Author, Title Date, Publisher, Edition or Volume, Pertinent Pages)			
	V				
	W				
	X				

*A copy of this reference is not being furnished with this Office action. (See MPEP § 707.05(a).)
Dates in MM-YYYY format are publication dates. Classifications may be US or foreign.

Search Notes 	Application/Control No. 11484373	Applicant(s)/Patent Under Reexamination CLEMENTE ET AL.
	Examiner QUANG V LE	Art Unit 2622

SEARCHED			
Class	Subclass	Date	Examiner
348	207.1	12/4/2008	QLe

SEARCH NOTES		
Search Notes	Date	Examiner
Class/subclass combined with text searches	12/4/2008	QLe
EAST and google searches	12/4/2008	QLe
Inventor and assignee name searches for double patent	12/4/2008	

INTERFERENCE SEARCH			
Class	Subclass	Date	Examiner

--	--



2008-24-06

IFe

Docket No.: NY-CLEM 201-US1
(PATENT)

IN THE UNITED STATES PATENT AND TRADEMARK OFFICE

In re Patent Application of:
Frank Clemente et al.

Application No.: 11/484,373

Confirmation No.: @@@

Filed: July 11, 2006

Art Unit: N/A

For: INTEGRATED INTERNET CAMERA
SYSTEM

Examiner: Not Yet Assigned

INFORMATION DISCLOSURE STATEMENT (IDS)

Commissioner for Patents
P.O. Box 1450
Alexandria, VA 22313-1450

Dear Sir:

Pursuant to 37 C.F.R. § 1.56, 1.97 and 1.98, the attention of the Patent and Trademark Office is hereby directed to the references listed on the attached PTO/SB/08. It is respectfully requested that the information be expressly considered during the prosecution of this application, and that the references be made of record therein and appear among the "References Cited" on any patent to issue therefrom.

This Information Disclosure Statement is filed before the mailing date of a first Office Action on the merits as far as is known to the undersigned (37 C.F.R. § 1.97(b)(3)).

Copies of the references on the PTO/SB/08 are not provided.

In accordance with 37 C.F.R. § 1.97(g), the filing of this Information Disclosure Statement shall not be construed to mean that a search has been made or that no other material information as defined in 37 C.F.R. § 1.56(a) exists. In accordance with 37 C.F.R. § 1.97(h), the filing of this Information Disclosure Statement shall not be construed to be an admission that any patent, publication or

25688740.1


ALL REFERENCES CONSIDERED EXCEPT WHERE LINED THROUGH. /Q.L./
IPR2017-02058, Petitioner Google Inc.

other information referred to therein is “prior art” for this invention unless specifically designated as such.

It is submitted that the Information Disclosure Statement is in compliance with 37 C.F.R. § 1.98 and the Examiner is respectfully requested to consider the listed references.

The Director is hereby authorized to charge any deficiency in the fees filed, asserted to be filed or which should have been filed herewith (or with any paper hereafter filed in this application by this firm) to our Deposit Account No. 50-0624, under Order No. NY-CLEM 201-US1 (10508190).

Respectfully submitted,



By C. Andrew Im
Registration No.: 40,657
FULBRIGHT & JAWORSKI L.L.P.
666 Fifth Avenue
New York, New York 10103
(212) 318-3000
(212) 318-3400 (Fax)
Attorney for Applicant



Under the Paperwork Reduction Act of 1995, no persons are required to respond to a collection of information unless it contains a valid OMB control number.

Substitute for form 1449A/PTO INFORMATION DISCLOSURE STATEMENT BY APPLICANT <i>(use as many sheets as necessary)</i>			Complete if Known	
			Application Number	11/484,373
Sheet 1 of 1			Filing Date	July 11, 2006
			First Named Inventor	Frank Clemente
			Art Unit	114 2622
			Examiner Name	Not Yet Assigned
			Attorney Docket Number	NY-CLEM 201-US1

U.S. PATENT DOCUMENTS					
Examiner Initials*	Cite No. ¹	Document Number	Publication Date MM-DD-YYYY	Name of Patentee or Applicant of Cited Document	Pages, Columns, Lines, Where Relevant Passages or Relevant Figures Appear
		Number-Kind Code ² (if known)			
	AA*	US-2005/0149979-A1	07-07-2005	CREAMER et al.	
	AB*	US-2005/0146610-A1	07-07-2005	CREAMER et al.	
	AC*	US-2005/0146609-A1	07-07-2005	CREAMER et al.	
	AD*	US-2005/0055727-A1	03-10-2005	CREAMER et al.	
	AE*	US-2005/0144653-A1	06-30-2005	CREAMER et al.	
	AF*	US-2005/0146621-A1	07-07-2005	TANAKA et al.	
	AG*	US-2005/0014493-A1	01-20-2005	FORD	
	AH*	US-2004/0109063-A1	06-10-2004	KUSAKA et al.	
	AI*	US-2004/0070670-A1	04-15-2004	FOSTER	
	AJ*	US-2002/0053087-A1	05-02-2002	NEGISHI et al.	
	AK*	US-2001/0024232-A1	09-27-2001	SUZUKI	
	AL*	US-2001/0017655-A1	08-30-2001	ARAKT	
	AM*	US-6,882,326-B2	04-19-2005	HIRAYAMA et al.	
	AN*	US-6,763,226-B1	07-13-2004	McZEAL, Jr.	
	AO*	US-2002/0013815-A1	01-31-2002	OBRADOVICH et al.	
	AP*	US-2002/0143769-A1	10-03-2002	TECU et al.	
	AQ*	US-2003/0020811-A1	01-30-2003	HUNTER et al.	
	AR*	US-2004/0152440-A1	08-05-2004	YODA et al.	
	AS*	US-2005/0057649-A1	03-17-2005	MARKS	
	AT*	US-2005/0099519-A1	05-12-2005	CREAMER et al.	
	AU*	US-2005/0078189-A1	04-14-2005	CREAMER et al.	

FOREIGN PATENT DOCUMENTS						
Examiner Initials*	Cite No. ¹	Foreign Patent Document	Publication Date MM-DD-YYYY	Name of Patentee or Applicant of Cited Document	Pages, Columns, Lines, Where Relevant Passages or Relevant Figures Appear	T ⁶
		Country Code ³ -Number ⁴ -Kind Code ⁵ (if known)				

*EXAMINER: Initial if reference considered, whether or not citation is in conformance with MPEP 609. Draw line through citation if not in conformance and not considered. Include copy of this form with next communication to applicant

¹ Applicant's unique citation designation number (optional). ² See attached Kinds Codes of USPTO Patent Documents at www.uspto.gov or MPEP 901.04. ³ Enter Office that issued the document, by the two-letter code (WIPO Standard ST.3). ⁴ For Japanese patent documents, the indication of the year of the reign of the Emperor must precede the application number of the patent document. ⁵ Kind of document by the appropriate symbols as indicated on the document under WIPO Standard ST. 16 if possible. ⁶ Applicant is to place a check mark here if English language Translation is attached.

NON PATENT LITERATURE DOCUMENTS			
Examiner Initials*	Cite No. ¹	Include name of the author (in CAPITAL LETTERS), title of the article (when appropriate), title of the item (book, magazine, journal, serial, symposium, catalog, etc), date, page(s), volume-issue number(s), publisher, city and/or country where published.	T ²

*EXAMINER: Initial if reference considered, whether or not citation is in conformance with MPEP 609. Draw line through citation if not in conformance and not considered. Include copy of this form with next communication to applicant.

¹ Applicant's unique citation designation number (optional). ² Applicant is to place a check mark here if English language Translation is attached.

Examiner Signature	/Quang Le/ (12/04/2008)	Date Considered	12/04/2008
--------------------	-------------------------	-----------------	------------

25688736.1

ALL REFERENCES CONSIDERED EXCEPT WHERE LINED THROUGH. /Q.L./ IPR2017-02058, Petitioner Google Inc.



UNITED STATES PATENT AND TRADEMARK OFFICE

UNITED STATES DEPARTMENT OF COMMERCE
 United States Patent and Trademark Office
 Address: COMMISSIONER FOR PATENTS
 P.O. Box 1450
 Alexandria, Virginia 22313-1450
 www.uspto.gov

BIB DATA SHEET

CONFIRMATION NO. 8920

SERIAL NUMBER 11/484,373	FILING or 371(c) DATE 07/11/2006 RULE	CLASS 348	GROUP ART UNIT 2622	ATTORNEY DOCKET NO. NY-CLEM 201-US1 (10508190)		
APPLICANTS Frank Clemente, Brooklyn, NY; Ted Feaser, Staten Island, NY;						
** CONTINUING DATA ***** This appln claims benefit of 60/702,470 07/26/2005						
** FOREIGN APPLICATIONS *****						
** IF REQUIRED, FOREIGN FILING LICENSE GRANTED ** ** SMALL ENTITY ** 07/31/2006						
Foreign Priority claimed <input checked="" type="checkbox"/> Yes <input type="checkbox"/> No		<input type="checkbox"/> Met after Allowance Initials	STATE OR COUNTRY NY	SHEETS DRAWINGS 2	TOTAL CLAIMS 26	INDEPENDENT CLAIMS 1
35 USC 119(a-d) conditions met <input checked="" type="checkbox"/> Yes <input type="checkbox"/> No						
Verified and Acknowledged <u>/QUANG V LE/</u> Examiner's Signature						
ADDRESS FULBRIGHT & JAWORSKI, LLP 666 FIFTH AVE NEW YORK, NY 10103-3198 UNITED STATES						
TITLE Integrated internet camera system						
FILING FEE RECEIVED 650	FEES: Authority has been given in Paper No. _____ to charge/credit DEPOSIT ACCOUNT No. _____ for following:			<input type="checkbox"/> All Fees <input type="checkbox"/> 1.16 Fees (Filing) <input type="checkbox"/> 1.17 Fees (Processing Ext. of time) <input type="checkbox"/> 1.18 Fees (Issue) <input type="checkbox"/> Other _____ <input type="checkbox"/> Credit		

EAST Search History

Ref #	Hits	Search Query	DBs	Default Operator	Plurals	Time Stamp
L1	718	348/207.1.ccls.	US-PGPUB; USPAT; USOCR; FPRS; EPO; JPO; DERWENT; IBM_TDB	OR	OFF	2008/12/04 13:38
L2	0	internet same camera same (secondary or backup) same mode and 1	US-PGPUB; USPAT; USOCR; FPRS; EPO; JPO; DERWENT; IBM_TDB	OR	OFF	2008/12/04 13:39
L3	0	camera same detect\$4 same crack same (wall or ceiling or building or house) and 1	US-PGPUB; USPAT; USOCR; FPRS; EPO; JPO; DERWENT; IBM_TDB	OR	OFF	2008/12/04 13:39
L4	92	internet near5 camera and 1	US-PGPUB; USPAT; USOCR; FPRS; EPO; JPO; DERWENT; IBM_TDB	OR	OFF	2008/12/04 13:39
L5	0	internet near5 camera same sim and 1	US-PGPUB; USPAT; USOCR; FPRS; EPO; JPO; DERWENT; IBM_TDB	OR	OFF	2008/12/04 13:40
S1	36	(("20050149979") or ("20050146610") or ("20050146609") or ("20050055727") or ("20050144653") or ("20050146621") or ("20050014493") or ("20040109063") or ("20040070670") or ("20020053087") or ("20010024232") or ("20010017655") or ("6,882,326") or ("6,763,226") or ("20020013815") or ("20020143769") or ("20030020811") or	US-PGPUB; USPAT; USOCR; FPRS; EPO; JPO; DERWENT; IBM_TDB	OR	OFF	2008/11/25 13:41

		("20040152440") or ("20050057649") or ("20050099519") or ("20050078189").PN.				
S2	10	((("20020164945") or ("5027150") or ("6636259") or ("6658091") or ("5994699")).PN.	US-PGPUB; USPAT; USOCR; FPRS; EPO; JPO; DERWENT; IBM_TDB	OR	OFF	2008/11/25 13:44
S3	2	("20070028277").PN.	US-PGPUB; USPAT; USOCR; FPRS; EPO; JPO; DERWENT; IBM_TDB	OR	OFF	2008/11/25 13:45
S4	0	archive same review same center and S1	US-PGPUB; USPAT; USOCR; FPRS; EPO; JPO; DERWENT; IBM_TDB	OR	OFF	2008/11/25 13:58
S5	0	archive same review same center and S2	US-PGPUB; USPAT; USOCR; FPRS; EPO; JPO; DERWENT; IBM_TDB	OR	OFF	2008/11/25 13:58
S6	2	archive same review same center and "20070028277"	US-PGPUB; USPAT; USOCR; FPRS; EPO; JPO; DERWENT; IBM_TDB	OR	OFF	2008/11/25 13:58
S7	0	stor@4 same manag\$4 same image and S1	US-PGPUB; USPAT; USOCR; FPRS; EPO; JPO; DERWENT; IBM_TDB	OR	OFF	2008/11/25 13:59
S8	0	stor@4 same manag\$4 same image and S2	US-PGPUB; USPAT; USOCR; FPRS; EPO; JPO; DERWENT; IBM_TDB	OR	OFF	2008/11/25 13:59
S9	0	stor@4 same managing same image and S2	US-PGPUB; USPAT; USOCR; FPRS; EPO; JPO; DERWENT; IBM_TDB	OR	OFF	2008/11/25 14:00

S10	0	storing same managing same image and S2	US-PGPUB; USPAT; USOCR; FPRS; EPO; JPO; DERWENT; IBM_TDB	OR	OFF	2008/11/25 14:00
S11	1	storing same managing same image and S1	US-PGPUB; USPAT; USOCR; FPRS; EPO; JPO; DERWENT; IBM_TDB	OR	OFF	2008/11/25 14:00
S12	2	("6636259").PN.	US-PGPUB; USPAT; USOCR; FPRS; EPO; JPO; DERWENT; IBM_TDB	OR	OFF	2008/12/02 10:55
S13	2	("6930709").PN.	US-PGPUB; USPAT; USOCR; FPRS; EPO; JPO; DERWENT; IBM_TDB	OR	OFF	2008/12/02 11:02
S14	2	("6980232").PN.	US-PGPUB; USPAT; USOCR; FPRS; EPO; JPO; DERWENT; IBM_TDB	OR	OFF	2008/12/02 11:05
S15	2	("7231359").PN.	US-PGPUB; USPAT; USOCR; FPRS; EPO; JPO; DERWENT; IBM_TDB	OR	OFF	2008/12/02 11:07
S16	2	("7272641").PN.	US-PGPUB; USPAT; USOCR; FPRS; EPO; JPO; DERWENT; IBM_TDB	OR	OFF	2008/12/02 11:10
S17	1	(US-20040109063-\$).did.	US-PGPUB	OR	OFF	2008/12/02 12:04

S18	45	(US-20050149979-\$ or US-20050146621-\$ or US-20050146610-\$ or US-20050146609-\$ or US-20050144653-\$ or US-20050099519-\$ or US-20050078189-\$ or US-20050057649-\$ or US-20050055727-\$ or US-20050014493-\$ or US-20040152440-\$ or US-20040070670-\$ or US-20030020811-\$ or US-20020143769-\$ or US-20020053087-\$ or US-20020013815-\$ or US-20010024232-\$ or US-20010017655-\$ or US-20020164945-\$).did. or (US-6882326-\$ or US-6763226-\$ or US-6658091-\$ or US-6636259-\$ or US-5994699-\$ or US-5027150-\$).did. or (US-20050057649-\$ or US-20050014493-\$ or US-20040152440-\$ or US-20040070670-\$ or JP-2004046313-\$ or WO-2004014050-\$ or WO-03024094-\$ or GB-2378078-\$ or EP-1271286-\$ or US-20020143769-\$ or US-20020053087-\$ or US-20020013815-\$ or US-20010017655-\$ or JP-2001230962-\$ or JP-2000134522-\$ or US-6658091-\$ or US-20020164945-\$ or WO-0209435-\$ or JP-10153490-\$ or JP-01283529-\$).did.	US-PGPUB; USPAT; DERWENT	OR	OFF	2008/12/02 12:05
S19	1	secondary near5 mode and S18	US-PGPUB; USPAT; USOCR; FPRS; EPO; JPO; DERWENT; IBM_TDB	OR	OFF	2008/12/02 12:05

S20	33	secondary near5 mode same camera same mode same (connect\$4 or communicat\$4)	US-PGPUB; USPAT; USOCR; FPRS; EPO; JPO; DERWENT; IBM_TDB	OR	OFF	2008/12/02 12:07
S21	0	battery same warn\$4 same (threshold or level) and S18	US-PGPUB; USPAT; USOCR; FPRS; EPO; JPO; DERWENT; IBM_TDB	OR	OFF	2008/12/02 14:05
S22	36	(("20050149979") or ("20050146610") or ("20050146609") or ("20050055727") or ("20050144653") or ("20050146621") or ("20050014493") or ("20040109063") or ("20040070670") or ("20020053087") or ("20010024232") or ("20010017655") or ("6,882,326") or ("6,763,226") or ("20020013815") or ("20020143769") or ("20030020811") or ("20040152440") or ("20050057649") or ("20050099519") or ("20050078189")).PN.	US-PGPUB; USPAT; USOCR; FPRS; EPO; JPO; DERWENT; IBM_TDB	OR	OFF	2008/12/02 14:05
S23	0	battery same warn\$4 same (threshold or level) and S22	US-PGPUB; USPAT; USOCR; FPRS; EPO; JPO; DERWENT; IBM_TDB	OR	OFF	2008/12/02 14:05
S24	0	battery same warn\$4 and S22	US-PGPUB; USPAT; USOCR; FPRS; EPO; JPO; DERWENT; IBM_TDB	OR	OFF	2008/12/02 14:05
S25	0	battery same warn\$4 and S18	US-PGPUB; USPAT; USOCR; FPRS; EPO; JPO; DERWENT; IBM_TDB	OR	OFF	2008/12/02 14:05

S26	5	battery and S18	US-PGPUB; USPAT; USOCR; FPRS; EPO; JPO; DERWENT; IBM_TDB	OR	OFF	2008/12/02 14:06
S27	2	battery and S22	US-PGPUB; USPAT; USOCR; FPRS; EPO; JPO; DERWENT; IBM_TDB	OR	OFF	2008/12/02 14:06
S28	0	internet near5 camera same battery same threshold	US-PGPUB; USPAT; USOCR; FPRS; EPO; JPO; DERWENT; IBM_TDB	OR	OFF	2008/12/02 14:07
S29	472	low same battery same warning and camera	US-PGPUB; USPAT; USOCR; FPRS; EPO; JPO; DERWENT; IBM_TDB	OR	OFF	2008/12/02 14:13
S30	68	low same battery same warning and camera same network	US-PGPUB; USPAT; USOCR; FPRS; EPO; JPO; DERWENT; IBM_TDB	OR	OFF	2008/12/02 14:13
S31	2	("5825413").PN.	US-PGPUB; USPAT; USOCR; FPRS; EPO; JPO; DERWENT; IBM_TDB	OR	OFF	2008/12/02 15:13
S32	2	("5818519").PN.	US-PGPUB; USPAT; USOCR; FPRS; EPO; JPO; DERWENT; IBM_TDB	OR	OFF	2008/12/02 15:54
S33	2	("20050259715").PN.	US-PGPUB; USPAT; USOCR; FPRS; EPO; JPO; DERWENT; IBM_TDB	OR	OFF	2008/12/02 16:04

S34	2	("7272253").PN.	US-PGPUB; USPAT; USOCR; FPRS; EPO; JPO; DERWENT; IBM_TDB	OR	OFF	2008/12/02 16:09
S35	4	("7107278").PN.	US-PGPUB; USPAT; USOCR; FPRS; EPO; JPO; DERWENT; IBM_TDB	OR	OFF	2008/12/02 16:10
S36	2	("6204760").PN.	US-PGPUB; USPAT; USOCR; FPRS; EPO; JPO; DERWENT; IBM_TDB	OR	OFF	2008/12/02 16:13
S37	695	camera same monitor same building	US-PGPUB; USPAT; USOCR; FPRS; EPO; JPO; DERWENT; IBM_TDB	OR	OFF	2008/12/02 16:20
S38	42	internet same camera same monitor same building	US-PGPUB; USPAT; USOCR; FPRS; EPO; JPO; DERWENT; IBM_TDB	OR	OFF	2008/12/02 16:21
S39	0	internet same camera same monitor same building same crack	US-PGPUB; USPAT; USOCR; FPRS; EPO; JPO; DERWENT; IBM_TDB	OR	OFF	2008/12/02 16:21
S40	0	internet same camera same monitor same building and crack	US-PGPUB; USPAT; USOCR; FPRS; EPO; JPO; DERWENT; IBM_TDB	OR	OFF	2008/12/02 16:21
S41	1	"20040109063" and user same location	US-PGPUB; USPAT; USOCR; FPRS; EPO; JPO; DERWENT; IBM_TDB	OR	OFF	2008/12/02 16:45

S42	118	email same connection same lost	US-PGPUB; USPAT; USOCR; FPRS; EPO; JPO; DERWENT; IBM_TDB	OR	OFF	2008/12/02 16:59
S43	23	email same connection same lost and camera	US-PGPUB; USPAT; USOCR; FPRS; EPO; JPO; DERWENT; IBM_TDB	OR	OFF	2008/12/02 16:59
S44	15	internet same camera same (secondary or backup) same mode	US-PGPUB; USPAT; USOCR; FPRS; EPO; JPO; DERWENT; IBM_TDB	OR	OFF	2008/12/02 20:35
S45	1	internet same camera same (secondary or backup) same mode same availabl\$4	US-PGPUB; USPAT; USOCR; FPRS; EPO; JPO; DERWENT; IBM_TDB	OR	OFF	2008/12/02 20:41
S46	67	internet same camera same switch same mode	US-PGPUB; USPAT; USOCR; FPRS; EPO; JPO; DERWENT; IBM_TDB	OR	OFF	2008/12/02 20:46
S47	8	internet same camera same roam\$4 same mode	US-PGPUB; USPAT; USOCR; FPRS; EPO; JPO; DERWENT; IBM_TDB	OR	OFF	2008/12/02 20:49
S48	14	internet same camera same SIM near3 card	US-PGPUB; USPAT; USOCR; FPRS; EPO; JPO; DERWENT; IBM_TDB	OR	OFF	2008/12/02 20:51
S49	5	(US-20050102167-\$).did. or (US-7272641-\$ or US-7333785-\$ or US-5825413-\$ or US-6239833-\$).did.	US-PGPUB; USPAT	OR	OFF	2008/12/02 20:54
S50	0	sim and S49	US-PGPUB; USPAT; USOCR; FPRS; EPO; JPO; DERWENT; IBM_TDB	OR	OFF	2008/12/02 20:54

S51	3	identification and S49	US-PGPUB; USPAT; USOCR; FPRS; EPO; JPO; DERWENT; IBM_TDB	OR	OFF	2008/12/02 20:55
S52	45	(US-20050149979-\$ or US-20050146621-\$ or US-20050146610-\$ or US-20050146609-\$ or US-20050144653-\$ or US-20050099519-\$ or US-20050078189-\$ or US-20050057649-\$ or US-20050055727-\$ or US-20050014493-\$ or US-20040152440-\$ or US-20040070670-\$ or US-20030020811-\$ or US-20020143769-\$ or US-20020053087-\$ or US-20020013815-\$ or US-20010024232-\$ or US-20010017655-\$ or US-20020164945-\$).did. or (US-6882326-\$ or US-6763226-\$ or US-6658091-\$ or US-6636259-\$ or US-5994699-\$ or US-5027150-\$).did. or (US-20050057649-\$ or US-20050014493-\$ or US-20040152440-\$ or US-20040070670-\$ or JP-2004046313-\$ or WO-2004014050-\$ or WO-03024094-\$ or GB-2378078-\$ or EP-1271286-\$ or US-20020143769-\$ or US-20020053087-\$ or US-20020013815-\$ or US-20010017655-\$ or JP-2001230962-\$ or JP-2000134522-\$ or US-6658091-\$ or US-20020164945-\$ or WO-0209435-\$ or JP-10153490-\$ or JP-01283529-\$).did.	US-PGPUB; USPAT; DERWENT	OR	OFF	2008/12/02 20:56

S53	0	sim and S52	US-PGPUB; USPAT; USOCR; FPRS; EPO; JPO; DERWENT; IBM_TDB	OR	OFF	2008/12/02 20:57
S54	1	"20010005840" and sim same camera	US-PGPUB; USPAT; USOCR; FPRS; EPO; JPO; DERWENT; IBM_TDB	OR	OFF	2008/12/02 21:05
S55	1	"20010005840" and sim same camera same internet	US-PGPUB; USPAT; USOCR; FPRS; EPO; JPO; DERWENT; IBM_TDB	OR	OFF	2008/12/02 21:06
S56	425	camera same sim near3 card	US-PGPUB; USPAT; USOCR; FPRS; EPO; JPO; DERWENT; IBM_TDB	OR	OFF	2008/12/02 21:11
S57	14	internet same camera same sim near3 card	US-PGPUB; USPAT; USOCR; FPRS; EPO; JPO; DERWENT; IBM_TDB	OR	OFF	2008/12/02 21:11
S58	574	internet same camera same web near3 browser	US-PGPUB; USPAT; USOCR; FPRS; EPO; JPO; DERWENT; IBM_TDB	OR	OFF	2008/12/02 21:27
S59	47	internet near3 camera same web near3 browser	US-PGPUB; USPAT; USOCR; FPRS; EPO; JPO; DERWENT; IBM_TDB	OR	OFF	2008/12/02 21:27
S60	2	("6567122").PN.	US-PGPUB; USPAT; USOCR; FPRS; EPO; JPO; DERWENT; IBM_TDB	OR	OFF	2008/12/03 09:03

S61	2	("20030227540").PN.	US-PGPUB; USPAT; USOCR; FPRS; EPO; JPO; DERWENT; IBM_TDB	OR	OFF	2008/12/03 09:16
S62	427	camera same detect\$4 same crack	US-PGPUB; USPAT; USOCR; FPRS; EPO; JPO; DERWENT; IBM_TDB	OR	OFF	2008/12/03 09:47
S63	37	camera same detect\$4 same crack same (wall or ceiling or building or house)	US-PGPUB; USPAT; USOCR; FPRS; EPO; JPO; DERWENT; IBM_TDB	OR	OFF	2008/12/03 09:47
S64	0	APPARATUS with FOR with INSPECTING with WALL with SURFACE	US-PGPUB; USPAT; USOCR; FPRS; EPO; JPO; DERWENT; IBM_TDB	OR	OFF	2008/12/03 09:58
S65	101	APPARATUS with INSPECTING with WALL with SURFACE	US-PGPUB; USPAT; USOCR; FPRS; EPO; JPO; DERWENT; IBM_TDB	OR	OFF	2008/12/03 09:58
S66	5	APPARATUS with INSPECTING with WALL with SURFACE.ti.	US-PGPUB; USPAT; USOCR; FPRS; EPO; JPO; DERWENT; IBM_TDB	OR	OFF	2008/12/03 09:58
S67	21	APPARATUS with INSPECTING with WALL with SURFACE and camera	US-PGPUB; USPAT; USOCR; FPRS; EPO; JPO; DERWENT; IBM_TDB	OR	OFF	2008/12/03 09:59

S68	45	(US-20050149979-\$ or US-20050146621-\$ or US-20050146610-\$ or US-20050146609-\$ or US-20050144653-\$ or US-20050099519-\$ or US-20050078189-\$ or US-20050057649-\$ or US-20050055727-\$ or US-20050014493-\$ or US-20040152440-\$ or US-20040070670-\$ or US-20030020811-\$ or US-20020143769-\$ or US-20020053087-\$ or US-20020013815-\$ or US-20010024232-\$ or US-20010017655-\$ or US-20020164945-\$).did. or (US-6882326-\$ or US-6763226-\$ or US-6658091-\$ or US-6636259-\$ or US-5994699-\$ or US-5027150-\$).did. or (US-20050057649-\$ or US-20050014493-\$ or US-20040152440-\$ or US-20040070670-\$ or JP-2004046313-\$ or WO-2004014050-\$ or WO-03024094-\$ or GB-2378078-\$ or EP-1271286-\$ or US-20020143769-\$ or US-20020053087-\$ or US-20020013815-\$ or US-20010017655-\$ or JP-2001230962-\$ or JP-2000134522-\$ or US-6658091-\$ or US-20020164945-\$ or WO-0209435-\$ or JP-10153490-\$ or JP-01283529-\$).did.	US-PGPUB; USPAT; DERWENT	OR	OFF	2008/12/03 10:02
S69	4	building and S68	US-PGPUB; USPAT; USOCR; FPRS; EPO; JPO; DERWENT; IBM_TDB	OR	OFF	2008/12/03 10:02

S70	8	camera same phone same roam same (picture or image)	US-PGPUB; USPAT; USOCR; FPRS; EPO; JPO; DERWENT; IBM_TDB	OR	OFF	2008/12/03 17:39
S71	26	internet near3 camera same cell near phone same (picture or image)	US-PGPUB; USPAT; USOCR; FPRS; EPO; JPO; DERWENT; IBM_TDB	OR	OFF	2008/12/03 17:56
S72	2	("20040169759").PN.	US-PGPUB; USPAT; USOCR; FPRS; EPO; JPO; DERWENT; IBM_TDB	OR	OFF	2008/12/04 09:55
S73	1563	yen near3 vu.xa. or yen near3 vu.xp.	US-PGPUB; USPAT; USOCR; FPRS; EPO; JPO; DERWENT; IBM_TDB	OR	OFF	2008/12/04 09:56
S74	39	camera same scope and S73	US-PGPUB; USPAT; USOCR; FPRS; EPO; JPO; DERWENT; IBM_TDB	OR	OFF	2008/12/04 09:56

12/4/2008 1:40:31 PM

C:\Documents and Settings\qle1\My Documents\EAST\Workspaces\11484373.wsp

5-21-07

EFW



Docket No.: NY-CLEM 201-US1
(PATENT)

IN THE UNITED STATES PATENT AND TRADEMARK OFFICE

In re Patent Application of:
Frank Clemente et al.

Application No.: 11/484,373

Confirmation No.: 8920

Filed: July 11, 2006

Art Unit: N/A

For: INTEGRATED INTERNET CAMERA
SYSTEM

Examiner: Not Yet Assigned

**SUPPLEMENTAL
INFORMATION DISCLOSURE STATEMENT (IDS)**

MS Amendment
Commissioner for Patents
P.O. Box 1450
Alexandria, VA 22313-1450

Dear Sir:

In accordance with 37 C.F.R. § 1.97, Applicant(s) hereby make of record the following additional documents. A PTO Form SB/08 and a full copy of each of the documents required under 37 C.F.R. § 1.98(a)(2) accompany this statement.

Applicant(s) have become aware of the following documents, cited in an International Search Report issued January 5, 2007, during the prosecution of International Application No. PCT/US06/28636, which corresponds to the above referenced application, and in accordance with 37 C.F.R. § 1.97(c) and (e)(1) or (b)(3), hereby submit(s) these documents for the Examiner's consideration. These documents are cited on the enclosed PTO Form SB/08, and a copy of the International Search Report and the cited European patent required under 37 C.F.R. § 1.98(a)(2) cited thereon are enclosed as well.

This statement is not to be interpreted as a representation that the cited documents are material, that an exhaustive search has been conducted, or that no other relevant information exists. Nor shall the citation of any document herein be construed *per se* as a representation that such document is prior art. Moreover, Applicant(s) understand(s) the Examiner will make an independent evaluation of the cited documents.

This Information Disclosure Statement is filed before the mailing date of a first Office Action on the merits as far as is known to the undersigned (37 C.F.R. § 1.97(b)(3)).

The Director is hereby authorized to charge any deficiency in the fees filed, asserted to be filed or which should have been filed herewith (or with any paper hereafter filed in this application by this firm) to our Deposit Account No. 50-0624, under Order No. NY-CLEM 201-US1 (10508190).

Dated: May 18, 2007

Respectfully submitted,

By 

C. Andrew Im

Registration No.: 40,657

FULBRIGHT & JAWORSKI L.L.P.

666 Fifth Avenue

New York, New York 10103

(212) 318-3000

(212) 318-3400 (Fax)

Attorney for Applicant

Certificate of Express Mailing Under 37 CFR 1.10

I hereby certify that this correspondence is being deposited with the United States Postal Service as Express Mail, Airbill No. EL 728820910 US in an envelope addressed to:

MS Amendment
Commissioner for Patents
P.O. Box 1450
Alexandria, VA 22313-1450

on May 18, 2007
Date

Fani Malikouzakis

Signature

Fani Malikouzakis

Typed or printed name of person signing Certificate


Registration Number, if applicable

(212) 318-3220

Telephone Number

Note: Each paper must have its own certificate of mailing, or this certificate must identify each submitted paper.

IDS (Citation) by Applicant (9 References) (1 page)
Supplemental Information Disclosure Statement (2 pages)
Copy of Foreign Patent



Used in Lieu of PTO/SB/08A/B
(Based on PTO 04-07 version)

Information Disclosure Statement by Applicant (Use as many sheets as necessary)				<i>Complete if Known</i>		
				Application Number	11/484,373-Conf. #8920	
Sheet		1	of	1	Examiner Name	Not Yet Assigned
				Attorney Docket Number	NY-CLEM 201-US1	

U.S. PATENT DOCUMENTS					
Examiner Initials*	Cite No. ¹	Document Number	Publication Date MM-DD-YYYY	Name of Patentee or Applicant of Cited Document	Pages, Columns, Lines, Where Relevant Passages or Relevant Figures Appear
		Number-Kind Code ² (if known)			
	AA*	US-2002/0164945-A1	11-07-2002	OLSEN et al.	
	AB*	US-5,027,150-A	06-25-1991	INOUE et al.	
	AC*	US-6,636,259	10-21-2003	ANDERSON et al.	
	AD*	US-6,658,091-B1	12-02-2003	NAIDOO et al.	
	AE*	US-5,994,699	11-30-1999	AKAGAWA	

FOREIGN PATENT DOCUMENTS						
Examiner Initials*	Cite No. ¹	Foreign Patent Document	Publication Date MM-DD-YYYY	Name of Patentee or Applicant of Cited Document	Pages, Columns, Lines, Where Relevant Passages Or Relevant Figures Appear	T ⁶
		Country Code ³ -Number ⁴ -Kind Code ⁵ (if known)				
	BA	EP-1 062 800-B1	04-09-2003	ANDERSON et al.		
	BB	WO-2001/027787-A1	04-19-2001	KAMAN et al.		
	BC	WO-2004/015951-A1	02-19-2004	MOSSAKOWSKI		
	BD	WO-1995/035627-A1	12-28-1995	SERGEANT et al.		

*EXAMINER: Initial if reference considered, whether or not citation is in conformance with MPEP 609. Draw line through citation if not in conformance and not considered. Include copy of this form with next communication to applicant. * CITE NO.: Those application(s) which are marked with an asterisk (*) next to the Cite No. are not supplied (under 37 CFR 1.98(a)(2)(iii)) because that application was filed after June 30, 2003 or is available in the IFW. ¹ Applicant's unique citation designation number (optional). ² See Kinds Codes of USPTO Patent Documents at www.uspto.gov or MPEP 901.04. ³ Enter Office that issued the document, by the two-letter code (WIPO Standard ST.3). ⁴ For Japanese patent documents, the indication of the year of the reign of the Emperor must precede the serial number of the patent document. ⁵ Kind of document by the appropriate symbols as indicated on the document under WIPO Standard ST.16 if possible. ⁶ Applicant is to place a check mark here if English language Translation is attached.

NON PATENT LITERATURE DOCUMENTS			
Examiner Initials	Cite No. ¹	Include name of the author (in CAPITAL LETTERS), title of the article (when appropriate), title of the item (book, magazine, journal, serial, symposium, catalog, etc.), date, page(s), volume-issue number(s), publisher, city and/or country where published.	T ²

*EXAMINER: Initial if reference considered, whether or not citation is in conformance with MPEP 609. Draw line through citation if not in conformance and not considered. Include copy of this form with next communication to applicant.

¹ Applicant's unique citation designation number (optional). ² Applicant is to place a check mark here if English language Translation is attached.

Examiner Signature	/Quang Le/ (12/04/2008)	Date Considered	12/04/2008
--------------------	-------------------------	-----------------	------------

RECEIVED
CENTRAL FAX CENTER

MAR 10 2009

FAX TRANSMISSION

DATE: March 10, 2009

PTO IDENTIFIER: Application Number 11/484,373-Conf. #8920
Patent Number

Inventor: Clemente et al.

MESSAGE TO: US Patent and Trademark Office

FAX NUMBER: (571) 273-8300

FROM: FULBRIGHT & JAWORSKI L.L.P.

C. Andrew Im

PHONE: (212) 318-3359

Attorney Dkt. #: NY-CLEM 201-US1 (10508190)

PAGES (Including Cover Sheet): 13

CONTENTS: Amendment
Certificate of Transmission (1 page)

If your receipt of this transmission is in error, please notify this firm immediately by collect call to sender at (212) 318-3359 and send the original transmission to us by return mail at the address below.

This transmission is intended for the sole use of the individual and entity to whom it is addressed, and may contain information that is privileged, confidential and exempt from disclosure under applicable law. You are hereby notified that any dissemination, distribution or duplication of this transmission by someone other than the intended addressee or its designated agent is strictly prohibited.

FULBRIGHT & JAWORSKI L.L.P.
666 Fifth Avenue, New York, New York 10103
Telephone: (212) 318-3000 Facsimile: (212) 318-3400

RECEIVED
CENTRAL FAX CENTER

MAR 10 2009

PTO/SB/97 (08-04)
Approved for use through 07/31/2006. OMB 0651-0031
U. S. Patent and Trademark Office: U.S. DEPARTMENT OF COMMERCE

Under the Paperwork Reduction Act of 1995, no persons are required to respond to a collection of information unless it displays a valid OMB control number.

Application No. (if known): 11/484,373

Attorney Docket No.: NY-CLEM 201-US1

Certificate of Transmission under 37 CFR 1.8

I hereby certify that this correspondence is being facsimile transmitted to the United States Patent and Trademark Office.

on March 10, 2009
Date



Signature

C. Andrew Im

Typed or printed name of person signing Certificate

40,657
Registration Number, if applicable

(212) 318-3359
Telephone Number

Note: Each paper must have its own certificate of transmission, or this certificate must identify each submitted paper.

Amendment

Docket No.: NY-CLEM 201-US-1

RECEIVED
CENTRAL FAX CENTER

MAR 10 2009

IN THE UNITED STATES PATENT AND TRADEMARK OFFICE

In re Patent Application of:
Frank Clemente et al.

Confirmation No.: 8920

Application No.: 11/484,373

Group Art Unit: 2622

Filed: July 11, 2006

Examiner: Quang V Le

For: CLIENT RELATIONSHIP MANAGEMENT
AND PRODUCT DISTRIBUTION
SYSTEM AND METHOD

AMENDMENT UNDER 37 C.F.R. §1.111

Commissioner for Patents
P.O. Box 1450
Alexandria, VA 22313-1450

Dear Sir:

This is in response to the Office Action dated December 10, 2008.

Amendments to the Claims are reflected in the listing of claims which begins on page 2 of this paper.

Remarks/Arguments begin on page 6 of this paper.

RECEIVED
CENTRAL FAX CENTER

MAR 10 2009

Docket No.: NY-CLEM 201-US-1

IN THE CLAIMS

The following listing of claims will replace all prior versions and listings in this application.

What is claimed is:

1. (Currently amended) An integrated Internet camera system, comprising:
a website archive and review center (WSARC) for storing and managing images;
and
an Internet direct camera (IDC) for capturing an image, automatically transmitting said image to an account associated with said IDC on said WSARC upon image capture and receiving stored image from said WSARC, and comprising a display for displaying said captured image and said received image; and
wherein said IDC automatically connects to said WSARC over an Internet connection on power-up using one of a plurality of available modes of connection, which is designated as a primary mode of communication, and wherein said IDC automatically connects to said WSARC using another available mode of communication when said primary mode of communication to said WSARC is unavailable.
2. (Canceled)
3. (Original) The system of claim 1, wherein said IDC comprises a storage device for locally storing said captured image and said received image; and wherein said storage device stores said captured image only when said IDC loses said connection with said WSARC.
4. (Original) The system of claim 3, wherein said stored image is transmitted to said WSARC when said IDC re-establishes said connection with said WSARC.
5. (Currently amended) The system of claim 1, wherein said IDC comprises an internal or rechargeable battery to power said IDC.
6. (Canceled)

60170018_1.DOC

2

Docket No.: NY-CLEM 201-US-1

7. (Currently amended) The system of claim 5, wherein said IDC alerts said WSARC or a registered user associated with said IDC when the power of said internal or rechargeable battery is below a predetermined threshold.
8. (Canceled)
9. (Original) The system of claim 1, wherein said IDC comprises a motion sensor and is operable to record only when a motion is detected by said motion sensor.
10. (Currently amended) The system of claim ~~[[1]]~~ 16, wherein said display of said IDC comprises a touch pad for entering a command, a text or labeling images.
11. (Original) The system of claim 1, wherein said WSARC sends an email message to a predetermined email address associated with said IDC when said connection to said IDC is lost.
12. (Original) The system of claim 1, further comprising a plurality of IDCs for monitoring a building, each IDC monitoring different parts of said building.
13. (Original) The system of claim 1, further comprising a plurality of IDCs for connecting users located in different locations.
14. (Currently amended) The system of claim ~~[[1]]~~ 16, wherein said WSARC is operable to organize the images by event, date or name.
15. (Currently amended) The system of claim ~~[[1]]~~ 16, wherein said each of said IDC comprises a SIM card associated with a registered user of said WSARC.
16. (Currently amended) An integrated Internet camera system, comprising
a website archive and review center (WSARC) for storing and managing images;
and
an Internet direct camera (IDC) for capturing an image, automatically transmitting
said image to an account associated with said IDC on said WSARC upon image capture
and receiving stored image from said WSARC, and comprising a display for displaying
said captured image and said received image; and

Docket No.: NY-CLEM 201-US-1

wherein said IDC automatically connects to said WSARC over an Internet connection on power-up using one of a plurality of available modes of connection, which is designated as a primary mode of communication; ~~The system of claim 1,~~ wherein said WSARC is operable to send images received from said IDC to one or more IDCs selected by a registered user associated with said IDC; and furthermore, wherein said IDC automatically connects to said WSARC using another available mode of communication when said primary mode of communication to said WSARC is unavailable.

17. (Currently amended) The system of claim ~~[[1]]16~~, wherein said IDC comprises a web browser.
18. (Currently amended) The system of claim ~~[[1]]16~~, wherein said IDC is operable to support voice over IP over said connection.
19. (Currently amended) The system of claim ~~[[1]]16~~, wherein said account is associated with a registered user of said WSARC and said images in said account can be viewed by any user given privilege to view by said registered user.
20. (Original) The system of claim 1, wherein said IDC comprises an infrared or UV sensor to record infrared or UV images.
21. (Original) The system of claim 1, further comprising a scope-shaped attachment to said IDC, which provides specialized lighting to record fine cracks and crevices in a machine or a building.
22. (Currently amended). The system of claim ~~[[1]]16~~, wherein said IDC comprises an image pickup, an optical module for forming an image on the image pickup, and an image capturing module for capturing digital images from said image pickup.
23. (Original) The system of claim 22, wherein said optical module comprises an auto-focus optical system.
24. (Currently amended). The system of claim ~~[[1]]16~~, wherein said IDC is a portable camera.

Docket No.: NY-CLEM 201-US-1

25. (Original) The system of claim 1, wherein said IDC is a stationary camera under the control of said WSARC.
26. (Original) The system of claim 1, further comprising a mounting device for mounting said IDC and operable to rotate or pivot said IDC, thereby enabling an operator to remotely control said IDC.
27. (New) The system of claim 1, wherein said plurality of available modes of connection is selected from a group consisting of: a land line, DSL, cable, satellite, wireless network, cellular, Wi-Fi, Wi-Max.
28. (New) The system of claim 1, wherein said primary mode can be changed to another available modes of communication by a registered user of said IDC.
29. (New). The system of claim 1, wherein said another mode of available communication is selected by a registered user of said IDC.

Docket No.: NY-CLEM 201-US-1

REMARKS

Status of the Claims

Claims 1 - 29 are currently pending.

Claims 1 - 26 stand rejected.

Claims 2, 6, and 8 are canceled herein.

Claims 1, 5, 7, 14-19, 22, and 24 are amended herein.

Claims 27-29 are newly added. No new matter has been introduced.

In light of the above-amendments and remarks to follow, reconsideration and allowance of this application are requested.

Claim Rejections

Claims 1, 3-6, 10, 13-16, 19 and 22-24 are rejected under 35 U.S.C. § 102(b) as allegedly being anticipated by U.S. Patent Application Publication No. 2004/0109063 (Kusaka et al.). Claim 2 is rejected under 35 U.S.C. § 103(a) as allegedly being unpatentable over Kusaka in view of U.S. Patent Application Publication No. 2004/0169759 (Kikuchi). Claims 7 and 8 are rejected under 35 U.S.C. § 103(a) as allegedly being unpatentable over Kusaka in view of U.S. Patent No. 7,333,785 (Lavelle et al.). Claims 7 and 8 are rejected under 35 U.S.C. § 103(a) as allegedly being unpatentable over Kusaka in view of U.S. Patent No. 7,333,785 (Lavelle et al.). Claims 9, 20, 25 and 26 are rejected under 35 U.S.C. § 103(a) as allegedly being unpatentable over Kusaka in view of U.S. Patent No. 5,825,413 (Mullis). Claim 11 is rejected under 35 U.S.C. § 103(a) as allegedly being unpatentable over Kusaka in view of U.S. Patent Application Publication No. 2005/0102167 (Kapoor). Claim 12 is rejected under 35 U.S.C. § 103(a) as allegedly being unpatentable over Kusaka in view of U.S. Patent No. 6,239,833 (Ozaki et al.). Claim 17 is rejected under 35 U.S.C. § 103(a) as allegedly being unpatentable over Kusaka in view of U.S. Patent No. 6,567,122 (Anderson). Claim 18 is rejected under 35 U.S.C. § 103(a) as allegedly being unpatentable over Kusaka in view of U.S. Patent Application Publication No. 2003/0227540 (Monroe). Claim 21 is rejected under 35 U.S.C. § 103(a) as allegedly being unpatentable over Kusaka in view of U.S. Patent No. 6,744,467 (Thompson et al.). Applicant respectfully traverses these rejections as the cited references alone or in combination do not teach or suggest all the limitations of independent claims 1 and 16 as amended, and therefore of claims

Docket No.: NY-CLEM 201-US-1

limitation. Kikuchi, however, is merely directed to a camera cell phone that is capable of obtaining images and data through the internet. (See, e.g., Kikuchi ¶ 11). Nowhere does Kikuchi itself teach utilizing a secondary mode of communication when a primary mode of communication is unavailable. Instead, the Examiner takes Official notice that most conventional cell phones at the time could operate in normal or roaming modes. Yet, normal and roaming modes are not relevant because they do not co-exist or are available at the same time to the cell phone user. The Examiner improperly equates cell phone's singular mode of operation that can take place either in normal conditions or roaming conditions with two disparate primary and secondary modes of communication, which can co-exist and can be simultaneously available to IDC's user.

Whether a cell phone is roaming or not, the cell phone must still use the same mode of operation i.e., a CDMA phone can only operate in a CDMA mode, a GSM phone can only operate in a GSM mode etc. The cell phone is still operating in the same assigned type of cellular network regardless of whether it is in normal or roaming mode. The present invention, however, allows the IDC to operate under different modes of communication, such as a land line mode, Wi-Fi mode, a Wi-Max mode, a cellular communication mode, a DSL mode, etc. (See, e.g. Specification at ¶ 19). These modes exist as different types of communication existing on separate and distinct types of communications networks with their own set of protocols. Thus the present invention allows for the IDC to operate using another mode of communication (which can be set by IDC or the user) if the primary mode of communication is unavailable or otherwise faulty. Nowhere do Kikuchi or the Examiner's Official Notice discloses multiple different modes of communications, and particularly neither teaches or suggests the operating the IDC using another mode of communication when the primary mode of communication becomes unavailable. As such, Kikuchi cannot be used to anticipate or render obvious pending claims 1, 3-5, 7, and 9-29 depending therefrom.

It is further noted that none of the nine references alone or in combination teaches the concept of multiple different modes of communication and therefore none of the nine references can be used to render obvious pending claims 1, 3-5, 7, and 9-29 depending therefrom. To establish a prima facie case of obviousness, three basic criteria must be met. First there must be some suggestion or motivation, either in the references themselves or in the knowledge generally

Docket No.: NY-CLEM 201-US-1

3-5, 7, 9-15, and 17-29, dependent thereon.

**None of the cited references teaches that the
IDC automatically connects to the WSARC using a secondary mode of
communication when a primary mode of communication is unavailable**

A rejection based on 35 U.S.C. § 102 as in the present case, requires that the cited reference *disclose each and every element* covered by the claim. *Electro Medical Systems S.A. v. Cooper Life Sciences Inc.*, 32 U.S.P.Q.2d 1017, 1019 (Fed. Cir. 1994); *Lewmar Marine Inc. v. Bariant Inc.*, 3 U.S.P.Q.2d 1766, 1767-68 (Fed. Cir. 1987), *cert. denied*, 484 U.S. 1007 (1988); *Verdegaal Bros., Inc. v. Union Oil Co.*, 814 F.2d 628, 631, 2 U.S.P.Q.2D 1051, 1053 (Fed. Cir.), *cert. denied*, 484 U.S. 827 (1987). The United States Court of Appeals for the Federal Circuit has mandated that 35 U.S.C. § 102 requires no less than "complete anticipation." *Connell v. Sears. Roebuck & Co.*, 772 F.2d 1542, 1548, 220 U.S.P.Q. 193, 198 (Fed. Cir. 1983). "Anticipation requires the presence in a single prior art disclosure of all elements of a claimed invention arranged as in the claim." *Id.*; *see also Connell v. Sears, Roebuck & Co.*, 772 F.2d 1542, 1548, 220 U.S.P.Q. 193, 198 (Fed. Cir. 1983); *see also, Electro Medical Systems*, 32 U.S.P.Q. 2d at 1019; *Verdegaal Bros.*, 814 F.2d at 631. Here, neither Kusaka, Kikuchi, Lavelle, Mullis, Kapoor, Ozaki, Monroe, Anderson, nor Thompson are anticipatory references under 35 U.S.C. §102(b) because each of these reference fails to teach every limitation of amended independent claims 1 and 16, and the respective claims depending thereon.

Amended independent claims 1 and 16, and claims 3-9, 11-13, 17-20, 21-29 depending therefrom, are directed towards an integrated camera system comprising *inter alia* an Internet direct camera (IDC) "wherein said IDC automatically connects to said WSARC using a secondary mode of communication when a primary mode of communication to said WSARC is unavailable." (emphasis added). None of the nine cited reference disclose this limitation and therefore none of the cited references can anticipate these claims. Specifically, as admitted by the Examiner, the primary reference, Kusaka, "fails to disclose wherein said IDC automatically connects to said WSARC using a secondary mode of communication when a primary mode of communication to said WSARC is unavailable." (12/10/2008 Office Action at 7, ¶ 6). As such, Kusaka cannot anticipate the claims. The Examiner, instead, cites Kikuchi as teaching this

Docket No.: NY-CLEM 201-US-1

available to one of ordinary skill in the art, to modify the references or to combine reference teachings. Second, there must be a reasonable expectation of success. Finally, the prior art reference (or references when combined) must teach or suggest all the claim limitations. The teaching or suggestion to make the claimed combination and the reasonable expectation of success must both be found in the prior art and not be based on the applicant's disclosure. *In re Vaeck*, 947 F.2d 488, 20 USPQ2d 1438 (Fed. Cir. 1991); MPEP 2143. As none of these references even contemplates a primary and secondary mode of communication much less the operation of a secondary mode of communication if a primary mode fails, these references cannot render the instant claims obvious.

Specifically, Lavelle is directed to managing power in a wireless peripheral device, and is concerned with maximizing the useful life of batteries operating the device and is simply not concerned with modes of communication. (Lavelle at Abstract). Mullis is directed to a surveillance system comprising an infrared motion detector and therefore is concerned solely with a single mode of operation. (Mullis at Abstract). Kapoor is directed to transmitting data from various medical instruments by using a uniform method of exchanging data and therefore is focused on generating one mode of operation. (Kapoor at ¶ 0058). Ozaki is directed to a remote image monitoring system that does not contemplate alternate modes of communication. (Ozaki, col. 5, lns. 11-27). Monroe is directed to an emergency telephone with an integrated surveillance system utilizing VoIP and nowhere contemplates a back-up secondary mode of communication. (Monroe at Abstract). Anderson is directed to a system for hosting an internet website using standard internet protocols on a camera and is not concerned with multiple modes of communication. (Anderson at Abstract). Thompson is directed to a lens for a camera and does not mention networking at all. (Thompson at Abstract). As such, because none of the references teaches or suggest alone or in combination, the primary and secondary mode of communication limitation, none of the nine cited references can render obvious claims 1 and 16, and claims 3-9, 11-13, 17-20, 21-29 depending therefrom.

Docket No.: NY-CLEM 201-US-1

**None of the cited references teaches
a WSARC that is operable to send images received from said IDC
to one or more IDCs selected by a registered user associated with said IDC.**

Furthermore, with respect to independent claim 16 and claims 17-19, 22-24, 27-29, these claims require the following limitation: "wherein said WSARC is operable to send images received from said IDC to one or more IDCs selected by a registered user associated with said IDC" (emphasis added). None of the nine cited references discloses this limitation and therefore none of the cited references can anticipate these claims for at least this reason. The Examiner cites paragraphs 220 and 256 of Kusaka as teaching this limitation. Yet, nowhere do either of these paragraphs discuss a WSARC that is operable to send images received from an IDC to one or more IDCs selected by a registered user associated with the IDC. Paragraphs 220 and 256 of Kusaka merely discuss storing images of IDCs in specific albums corresponding to received user identification information. These paragraphs simply do not mention sending images from a first IDC to a second IDC selected by a registered user associated with the first IDC. In fact, nowhere does Kusaka teach or suggest any concept of sharing any images among IDC's. Kusaka is focused on storing data from multiple IDC's and users thereof into a centralized system having corresponding albums related by user identification information. As such, because Kusaka does not teach this limitation, it cannot anticipate claim 16 and claims 17-19, 22-24, depending therefrom.

It is further noted that none of the nine references alone or in combination teaches the concept of sharing images among users according to user preferences and permissions and therefore, none of the nine references can be used to render obvious pending claims 1, 3-5, 7, and 9-29. Specifically, Kikuchi is merely directed to a camera cell phone that is capable of obtaining images and data through the internet and nowhere teaches sharing images according to preferences and permissions selected by a user. (See, e.g., Kikuchi ¶ 11). Lavelle is directed to managing power in a wireless peripheral device, and is simply not concerned with sharing images among devices. (Lavelle at Abstract). Mullis is directed to a surveillance system comprising an infrared motion detector in a singular system and simply does not teach sharing images. (Mullis at Abstract). Kapoor is directed to transmitting data from various medical instruments to a centralize location and is not concerned with sharing images. (Kapoor at ¶

Docket No.: NY-CLEM 201-US-1


0058). Ozaki is directed to a remote image monitoring system that does not contemplate sharing of images among different users. (Ozaki, col. 5, lns. 11-27). Monroe is directed to an emergency telephone with an integrated surveillance system utilizing VoIP and nowhere contemplates the sharing of pictures among disparate users. (Monroe at Abstract). Anderson is directed to a system for hosting an internet website using standard internet protocols on a camera and is not concerned with sending images to different users based on a user's preferences. (Anderson at Abstract). Thompson is directed to a lens for a camera and does not mention networking at all. (Thompson at Abstract). As such, because none of the references teaches or suggest alone or in combination, the transmission of images to one or more IDC's selected by a registered user associated with an IDC limitation, none of the nine cited references can render obvious pending claims 1, 3-5, 7, and 9-29.

In view of the foregoing, it is respectfully submitted that none of the nine cited references either anticipates or renders obvious the currently pending claims. Accordingly, applicant respectfully requests that these rejections be withdrawn.

Applicant believes no fee is due with this response. However, if a fee is due, please charge our Deposit Account No. 50-0624, under Order No. NY-CLEM-201-US-1 (10508190) from which the undersigned is authorized to draw.

Dated: March 10, 2009

Respectfully submitted,

By 

C. Andrew Im
Registration No.: 40,657
FULBRIGHT & JAWORSKI L.L.P.
666 Fifth Avenue
New York, New York 10103
(212) 318-3000
(212) 318-3400 (Fax)
Attorney for Applicant



UNITED STATES PATENT AND TRADEMARK OFFICE

UNITED STATES DEPARTMENT OF COMMERCE
United States Patent and Trademark Office
Address: COMMISSIONER FOR PATENTS
P.O. Box 1450
Alexandria, Virginia 22313-1450
www.uspto.gov

Table with 5 columns: APPLICATION NO., FILING DATE, FIRST NAMED INVENTOR, ATTORNEY DOCKET NO., CONFIRMATION NO. Includes application details for Frank Clemente and Fulbright & Jaworski, LLP.

Please find below and/or attached an Office communication concerning this application or proceeding.

The time period for reply, if any, is set in the attached communication.

Office Action Summary	Application No. 11/484,373	Applicant(s) CLEMENTE ET AL.	
	Examiner QUANG V. LE	Art Unit 2622	

-- The MAILING DATE of this communication appears on the cover sheet with the correspondence address --

Period for Reply

A SHORTENED STATUTORY PERIOD FOR REPLY IS SET TO EXPIRE 3 MONTH(S) OR THIRTY (30) DAYS, WHICHEVER IS LONGER, FROM THE MAILING DATE OF THIS COMMUNICATION.

- Extensions of time may be available under the provisions of 37 CFR 1.136(a). In no event, however, may a reply be timely filed after SIX (6) MONTHS from the mailing date of this communication.
- If NO period for reply is specified above, the maximum statutory period will apply and will expire SIX (6) MONTHS from the mailing date of this communication.
- Failure to reply within the set or extended period for reply will, by statute, cause the application to become ABANDONED (35 U.S.C. § 133). Any reply received by the Office later than three months after the mailing date of this communication, even if timely filed, may reduce any earned patent term adjustment. See 37 CFR 1.704(b).

Status

- 1) Responsive to communication(s) filed on 10 March 2009.
- 2a) This action is **FINAL**.
- 2b) This action is non-final.
- 3) Since this application is in condition for allowance except for formal matters, prosecution as to the merits is closed in accordance with the practice under *Ex parte Quayle*, 1935 C.D. 11, 453 O.G. 213.

Disposition of Claims

- 4) Claim(s) 1,3-5,7 and 9-29 is/are pending in the application.
 - 4a) Of the above claim(s) _____ is/are withdrawn from consideration.
- 5) Claim(s) _____ is/are allowed.
- 6) Claim(s) 1,3-5,7 and 9-29 is/are rejected.
- 7) Claim(s) _____ is/are objected to.
- 8) Claim(s) _____ are subject to restriction and/or election requirement.

Application Papers

- 9) The specification is objected to by the Examiner.
- 10) The drawing(s) filed on 11 July 2006 is/are: a) accepted or b) objected to by the Examiner.
 - Applicant may not request that any objection to the drawing(s) be held in abeyance. See 37 CFR 1.85(a).
 - Replacement drawing sheet(s) including the correction is required if the drawing(s) is objected to. See 37 CFR 1.121(d).
- 11) The oath or declaration is objected to by the Examiner. Note the attached Office Action or form PTO-152.

Priority under 35 U.S.C. § 119

- 12) Acknowledgment is made of a claim for foreign priority under 35 U.S.C. § 119(a)-(d) or (f).
 - a) All b) Some * c) None of:
 - 1. Certified copies of the priority documents have been received.
 - 2. Certified copies of the priority documents have been received in Application No. 60/702,470.
 - 3. Copies of the certified copies of the priority documents have been received in this National Stage application from the International Bureau (PCT Rule 17.2(a)).

* See the attached detailed Office action for a list of the certified copies not received.

Attachment(s)

- 1) Notice of References Cited (PTO-892)
- 2) Notice of Draftsperson's Patent Drawing Review (PTO-948)
- 3) Information Disclosure Statement(s) (PTO/SB/08)
Paper No(s)/Mail Date _____.
- 4) Interview Summary (PTO-413)
Paper No(s)/Mail Date _____.
- 5) Notice of Informal Patent Application
- 6) Other: _____.

DETAILED ACTION

1. This Office Action is in response to the amendment file on 3/10/2009.
2. **Claims 1, 3-5, 7 and 9-29** have been examined and are pending. **This action is made Final.**

Response to arguments

3. The following changes to the claims are acknowledged:
Claims 2, 6 and 8 were canceled by the applicant.
Claims 1, 5, 7, 10, 14-19, 22 and 24 were amended by the applicant.
Claims 27-29 were newly added by the applicant.
4. Applicant's arguments filed on 3/10/2009 regarding the rejection of **claims 1-26** have been fully considered but are moot in view of the new ground of rejection.

Claim Rejections - 35 USC § 103

The following is a quotation of 35 U.S.C. 103(a) which forms the basis for all obviousness rejections set forth in this Office action:

(a) A patent may not be obtained though the invention is not identically disclosed or described as set forth in section 102 of this title, if the differences between the subject matter sought to be patented and the prior art are such that the subject matter as a whole would have been obvious at the time the invention was made to a person having ordinary skill in the art to which said subject matter pertains. Patentability shall not be negated by the manner in which the invention was made.

5. **Claims 1, 3, 4, 10, 13-16, 17- 19, 22-24 and 27-29** are rejected under 35 U.S.C. 103(a) as being anticipated by Kusaka et al, US Patent Application Publication 2004/0109063, in view of Lu et al, US Patent Application Publication no. 2005/0130611.

As per claim 1 (Currently Amended), an integrated Internet camera system has the following limitations, taught by Kusaka:

A website archive and review center (WSARC) for storing and managing images (para 220).

An Internet direct camera (IDC) for capturing an image, automatically transmitting said image to an account associated with said IDC on said WSARC upon image capture (paragraph 0219) and receiving stored image from said WSARC (paragraph 0222).

A display for displaying said captured image and said received image (paragraph 0225).

The IDC automatically connects to said WSARC over an Internet connection on power-up (paragraph 0244).

Kusaka does not disclose the following limitation:

The IDC connect to the internet connection using one of a plurality of available modes of connection, which is designated as a primary mode of communication, and wherein said IDC automatically connects to said WSARC using another available mode of communication when said primary mode of communication to said WSARC is unavailable.

However, Lu teaches an integrated communications terminal for next generation mobile telecommunication that has the above limitation. Lu teaches a terminal system

Art Unit: 2622

that searches the network among a plurality of available networks such as wired, wireless LAN or mobile cellular in a preset order. The order can be defined by the user. For example, the wired network is set to be the primary mode of communication. If the wired network is not available, then the next available network such as Wireless LAN will be connected (Paragraph 0065).

Therefore, it would be obvious to one of ordinary skill in the art at the time the invention was made to incorporate the integrated mode of communication taught by Lu into Kusaka internet camera system so as to provide an All-in-one integrated personal communicator at both home and office or on-the-move (Lu: paragraph 0041).

As per claim 3 (Original), Kusaka in view of Lu teaches the system of claim 1, Kusaka further teaches wherein said IDC comprises a storage device **77** for locally storing said captured image and said received image; and wherein said storage device stores said captured image only when said IDC loses said connection with said WSARC **S306** (paragraph 0247 and figure 18).

As per claim 4 (Original), Kusaka in view of Lu teaches the system of claim 3, Kusaka further teaches wherein said stored image is transmitted to said WSARC when said IDC re-establishes said connection with said WSARC (paragraph 0247 and figure 18).

Art Unit: 2622

As per claim 13 (Original), Kusaka in view of Lu teaches the system of claim 1, Kusaka further teaches the system comprising a plurality of IDCs for connecting users located in different locations (paragraph 0238 and figure 6).

As per claim 27 (Newly added), Kusaka in view of Lu teaches the system of claim 1, Lu further teaches wherein said plurality of available modes of connection is selected from a group consisting of: a land line (para 0065), DSL (para 0099), cable (para 0099), satellite (para 0033), wireless network (para 0065), cellular (para 0065), Wi-Fi (para 0082). *Wi-Max is an obvious variation of Wi-Fi.*

As per claim 28 (Newly added) Kusaka in view of Lu teaches the system of claim 1, Lu further teaches wherein said primary mode can be changed to another available modes of communication by a registered user of said IDC (para 0065). *The search order can be redefined by the user implies that the first mode or primary mode can be defined by the user.*

As per claim 29 (Newly added), Kusaka in view of Lu teaches the system of claim 1, Lu further teaches wherein said another mode of available communication is selected by a registered user of said IDC (para 0065). *The search order can be redefined by the user implies that the any other mode of operation can be defined by the user.*

Art Unit: 2622

As per claim 16 (Currently amended), an integrated Internet camera system has the following limitations, taught by Kusaka:

A website archive and review center (WSARC) for storing and managing images (paragraph 220).

An Internet direct camera (IDC) for capturing an image, automatically transmitting said image to an account associated with said IDC on said WSARC upon image capture (paragraph 0219) and receiving stored image from said WSARC (paragraph 0222).

A display for displaying said .captured image and said received image (paragraph 0225)

The IDC automatically connects to said WSARC over an internet connection on power up (paragraph 0244).

WSARC is operable to send images received from said IDC to one or more IDCs selected by a registered user associated with said IDC (paragraph 0220 and 0256).

Kusaka does not disclose this limitation:

The IDC uses one of a plurality of available modes of connection, which is designated as a .primary mode of communication; and furthermore, wherein said IDC automatically connects to said WSARC using another available mode of communication when said primary mode of communication to said WSARC is unavailable.

However, Lu teaches an integrated communications terminal for next generation mobile telecommunication that has the above limitation. Lu teaches a terminal system

Art Unit: 2622

that searches the network among a plurality of available networks such as wired, wireless LAN or mobile cellular in a preset order. The order can be defined by the user. For example, the wired network is set to be the primary mode of communication. If the wired network is not available, then the next available network such as Wireless LAN will be connected (Paragraph 0065).

Therefore, it would be obvious to one of ordinary skill in the art at the time the invention was made to incorporate the integrated mode of communication taught by Lu into Kusaka internet camera system so as to provide an All-in-one integrated personal communicator at both home and office or on-the-move (Lu: paragraph 0041).

As per claim 10 (Currently Amended), Kusaka in view of Lu teaches the system of claim 16, Kusaka further teaches wherein said display of said IDC comprises a touch pad **66** for entering a command, a text or labeling images (paragraph 0227).

As per claim 14 (Currently Amended), Kusaka in view of Lu teaches the system of claim 16, Kusaka further teaches wherein said WSARC is operable to organize the images by event, date or name (paragraph 0267).

As per claim 15 (Currently Amended), Kusaka in view of Lu teaches the system of claim 16, Kusaka further teaches wherein said each of said IDC comprises a SIM card associated with a registered user of said WSARC (paragraph 0220," The

Art Unit: 2622

gateway server 160 has a built-in wireless portable telephone function, and upon receiving the image file, camera identification information and user identification information from the electronic camera 100 by means of the wireless portable telephone function, it appends image identification information (an image file name) to the image file, selects an image server having a album with available capacity corresponding to the user identification information from among image servers 181 through 184”).

Kusaka's camera uses an equivalent method of identification as the SIM card.

As per claim 17 (Currently amended), Kusaka in view of Lu teaches the system of claim 16, Lu further teaches the IDC comprises a web browser (paragraph 0041).

As per claim 18 (Currently amended), Kusaka in view of Lu teaches the system of claim 16, Lu further teaches the IDC is operable to support voice over IP over said connection (paragraph 0083).

As per claim 19 (Currently Amended), Kusaka in view of Lu teaches the system of claim 16, Kusaka further teaches wherein said account is associated with a registered user of said WSARC and said images in said account can be viewed by any user given privilege to view by said registered user (paragraph 0256).

As per claim 22 (Currently Amended), Kusaka in view of Lu teaches the system of claim 16, Kusaka further teaches wherein said IDC comprises an image

Art Unit: 2622

pickup, an optical module (paragraph 0224) for forming an image on the image pickup, and an image capturing module for capturing digital images from said image pickup (paragraph 0231).

As per claim 23 (Original), Kusaka in view of Lu teaches the system of claim 22, Kusaka further teaches wherein said optical module comprises an auto-focus optical system (paragraph 0233 ,“ The capture control circuit 60 analyzes the extent of the high frequency component of the digital data stored in the capture buffer memory 59 and detects the state of focus adjustment of the photographic lens 10, and performs focus adjustment of the photographic lens 10 by means of the lens drive circuit 52 in accordance with the detection results”).

As per claim 24 (Currently Amended), Kusaka in view of Lu teaches the system of claim 16, Kusaka further teaches wherein said IDC is a portable camera (paragraph 0261,“in that case the electronic camera 100 can be configured as a portable telephone with a camera”).

6. Claims 5 and 7 are rejected under 35 U.S.C. 103(a) as being unpatentable over Kusaka in view of Lu as applied to claims 1 above, further in view of Lavelle et al. US Patent 7,333,785.

As per claim 5 (Currently Amended), Kusaka in view of Lu teaches the system of claim 1, they do not disclose wherein said IDC comprises an internal or rechargeable battery to power said IDC.

However, Lavelle teaches a power management for wireless devices that require an alkaline or rechargeable batteries as their power source (col 1, lines 43-44).

Therefore, it would be obvious to one of ordinary skill in the art at the time the invention was made to power the internet camera taught by Kusaka in view of Lu with the rechargeable battery as taught by Lavelle in order to make the camera portable and independent of the power plug.

As per claim 7 (Currently Amended), Kusaka, in view of Lu, in view of Lavelle teaches the system of claim 5, Lavelle further teaches the following limitations:

The IDC alerts said WSARC or a registered user associated with said IDC when the power of said internal or rechargeable battery is below a predetermined threshold.

Lavelle teaches a power management for wireless devices that include cameras that send warning to the user when the battery is getting below a predefined level (col 12, lines 39-54).

Therefore, it would be obvious to one of ordinary skill in the art at the time the invention was made to apply Lavelle power management to Kusaka image transmission system in order to prevent lost of images and data due to low battery failure.

Art Unit: 2622

7. **Claims 9, 20, 25 and 26** are rejected under 35 U.S.C. 103(a) as being unpatentable over Kusaka in view of Lu as applied to claims 1 above, further in view of Mullis, US Patent No. 5,825,413.

As per claim 9 (Original), Kusaka in view of Lu teaches the system of claim 1, but they fail to disclose wherein said IDC comprises a motion sensor and is operable to record only when a motion is detected by said motion sensor.

However, in an analogous art, Mullis teaches a surveillance system with cameras that only record when motion is detected (col 2, lines 7-22).

Therefore, it would be obvious to one of ordinary skill in the art at the time the invention was made to apply motion sensor recording of Mullis to Kusaka in view of Lu's image transmission system so as to provide an image transmission system that only captures images when there is motion in the surrounding area. Such internet camera system can be useful for surveillance system.

As per claim 20 (Original), Kusaka in view of Lu teaches the system of claim 1, but they fail to disclose wherein said IDC comprises an infrared or UV sensor to record infrared or UV images.

However, in an analogous art, Mullis teaches a surveillance system with infrared cameras (sensor) (col 1, lines 44-53).

Therefore, it would be obvious to one of ordinary skill in the art at the time the invention was made to apply infrared motion sensor camera of Mullis to Kusaka in view

Art Unit: 2622

of Lu's image transmission system so as to provide an image transmission system that can detect motion in the infrared range. Such system can be useful as an active surveillance system when coupled with infrared generator that illuminates the detection area with infrared light.

As per claim 25 (Original), Kusaka in view of Lu teaches the system of claim 1, but they fails to disclose wherein said IDC is a stationary camera under the control of said WSARC.

However, in an analogous art, Mullis teaches a surveillance system comprises a video camera set with a fixed Field of View (figure 1A and col 2, lines 9-11)

Therefore, it would be obvious to one of ordinary skill in the art at the time the invention was made to apply Mullis fixed camera setting to Kusaka in view of Lu's image transmission system so as to provide an image transmission system equipped with hand free image capture devices. Such system would be useful for unattended surveillance system.

As per claim 26, Kusaka in view of Lu teaches the system of claim 1, but they fail to disclose the system further comprising a mounting device for mounting said IDC and operable to rotate or pivot said IDC, thereby enabling an operator to remotely control said IDC.

Art Unit: 2622

However, in an analogous art, Mullis teaches a surveillance system with a remotely controlled video camera mounting having a horizontal panning unit and a tilting unit (col 4, lines 35-38)

Therefore, it would be obvious to one of ordinary skill in the art at the time the invention was made to apply Mullis remotely controlled camera to Kusaka in view of Lu's image transmission system so as to provide an image transmission system equipped with cameras that can remotely controlled by a user. Such system would be useful for remote surveillance system.

8. Claim 11 is rejected under 35 U.S.C. 103(a) as being unpatentable over Kusaka in view of Lu as applied to claims 1 above, further in view of Kapoor, US Patent Application Publication 2005/0102167.

As per claim 11 (Original), Kusaka in view of Lu teaches the system of claim 1, but they fail to disclose wherein said WSARC sends an email message to a predetermined email address associated with said IDC when said connection to said IDC is lost.

However, in an analogous art, Kapoor teaches a wireless data communication where the server informs the users using email when the network connection is lost (paragraph 0061).

Therefore, it would be obvious to one of ordinary skill in the art at the time the invention was made to apply email alert from Kapoor to Kusaka in view of Lu's image

Art Unit: 2622

transmission system so as to provide a reliable image transmission system that would alert the user of broken connection. Such system will prevent lost of images and data due to interruption of network connection.

9. Claim 12 is rejected under 35 U.S.C. 103(a) as being unpatentable over Kusaka in view of Lu as applied to claims 1 above, further in view of Ozaki et al. US Patent No. 6,239,833.

As per claim 12, Kusaka in view of Lu teaches the system of claim 1, but they fail to disclose the system further comprising a plurality of IDCs for monitoring a building, each IDC monitoring different parts of said building.

However, in an analogous art, Ozaki teaches a remote image monitoring system that use a plurality of camera to monitor a building. The camera system is also connected to the internet (col 4, lines 54 - col 5, line 1).

Therefore, it would be obvious to one of ordinary skill in the art at the time the invention was made to apply Ozaki monitoring system to Kusaka in view of Lu's image transmission system so as to provide a surveillance system that can be controlled and monitored remotely through the internet.

Art Unit: 2622

10. Claim 21 is rejected under 35 U.S.C. 103(a) as being unpatentable over Kusaka in view of Lu as applied to claims 1 above, further in view of Thompson et al., US Patent No. 6,744,467.

As per claim 21 (Original), Kusaka in view of Lu teaches the system of claim 1, but they fail to disclose the system further comprising a scope-shaped attachment to said IDC, which provides specialized lighting to record fine cracks and crevices in a machine or a building.

However, Thompson teaches a video-scope camera with a scope-shaped attachment equipped with high intensity light that illuminate the area the camera is pointed (col 5, lines 59-65). Thompson's camera is used to monitor and record aircraft's defective parts (col 14, lines 32-53). This function is equivalent to the recording of cracks and crevices in a machine as cited in the claim.

Therefore, it would be obvious to one of ordinary skill in the art at the time the invention was made to incorporate Thompson video-scope into Kusaka in view of Lu's camera so as to add a remote equipment monitoring and recording function to Kusaka image transmission system. Such system can be used to monitor equipment malfunction without user's presence.

Conclusion

11. Applicant's amendment necessitated the new ground(s) of rejection presented in this Office action. Accordingly, **THIS ACTION IS MADE FINAL**. See MPEP

Art Unit: 2622

§ 706.07(a). Applicant is reminded of the extension of time policy as set forth in 37 CFR 1.136(a).

A shortened statutory period for reply to this final action is set to expire THREE MONTHS from the mailing date of this action. In the event a first reply is filed within TWO MONTHS of the mailing date of this final action and the advisory action is not mailed until after the end of the THREE-MONTH shortened statutory period, then the shortened statutory period will expire on the date the advisory action is mailed, and any extension fee pursuant to 37 CFR 1.136(a) will be calculated from the mailing date of the advisory action. In no event, however, will the statutory period for reply expire later than SIX MONTHS from the date of this final action.

Any inquiry concerning this communication or earlier communications from the examiner should be directed to Quang V. Le whose telephone number is (571) 270-5014. The examiner can normally be reached on Monday through Friday 8:30am-5:00pm.

If attempts to reach the examiner by telephone are unsuccessful, the examiner's supervisor David Ometz can be reached on (571)272-7593. The fax phone number for the organization where this application or proceeding is assigned is 571-273-8300.

Art Unit: 2622

Information regarding the status of an application may be obtained from the Patent Application Information Retrieval (PAIR) system. Status information for published applications may be obtained from either Private PAIR or Public PAIR. Status information for unpublished applications is available through Private PAIR only. For more information about the PAIR system, see <http://pair-direct.uspto.gov>. Should you have questions on access to the Private PAIR system, contact the Electronic Business Center (EBC) at 866-217-9197 (toll-free). If you would like assistance from a USPTO Customer Service Representative or access to the automated information system, call 800-786-9199 (IN USA OR CANADA) or 571-272-1000.

/David L. Ometz/
Supervisory Patent Examiner, Art
Unit 2622

/Quang Le/
Patent Examiner
Art Unit 2622

Notice of References Cited	Application/Control No. 11/484,373	Applicant(s)/Patent Under Reexamination CLEMENTE ET AL.	
	Examiner QUANG V. LE	Art Unit 2622	Page 1 of 1

U.S. PATENT DOCUMENTS

*	Document Number Country Code-Number-Kind Code	Date MM-YYYY	Name	Classification
*	A US-2005/0130611 A1	06-2005	LU et al.	455/130
B	US-			
C	US-			
D	US-			
E	US-			
F	US-			
G	US-			
H	US-			
I	US-			
J	US-			
K	US-			
L	US-			
M	US-			

FOREIGN PATENT DOCUMENTS

*	Document Number Country Code-Number-Kind Code	Date MM-YYYY	Country	Name	Classification
N					
O					
P					
Q					
R					
S					
T					

NON-PATENT DOCUMENTS

*	Document Number Country Code-Number-Kind Code	Date MM-YYYY	Country	Name	Classification
*	Include as applicable: Author, Title Date, Publisher, Edition or Volume, Pertinent Pages)				
U					
V					
W					
X					

*A copy of this reference is not being furnished with this Office action. (See MPEP § 707.05(a).)
Dates in MM-YYYY format are publication dates. Classifications may be US or foreign.




UNITED STATES PATENT AND TRADEMARK OFFICE

UNITED STATES DEPARTMENT OF COMMERCE
 United States Patent and Trademark Office
 Address: COMMISSIONER FOR PATENTS
 P.O. Box 1450
 Alexandria, Virginia 22313-1450
 www.uspto.gov

BIB DATA SHEET

CONFIRMATION NO. 8920

SERIAL NUMBER 11/484,373	FILING or 371(c) DATE 07/11/2006 RULE	CLASS 348	GROUP ART UNIT 2622	ATTORNEY DOCKET NO. NY-CLEM 201-US1 (10508190)		
APPLICANTS Frank Clemente, Brooklyn, NY; Ted Feaser, Staten Island, NY;						
** CONTINUING DATA ***** This appln claims benefit of 60/702,470 07/26/2005						
** FOREIGN APPLICATIONS *****						
** IF REQUIRED, FOREIGN FILING LICENSE GRANTED ** ** SMALL ENTITY ** 07/31/2006						
Foreign Priority claimed <input checked="" type="checkbox"/> Yes <input type="checkbox"/> No		<input type="checkbox"/> Met after Allowance Initials	STATE OR COUNTRY NY	SHEETS DRAWINGS 2	TOTAL CLAIMS 26	INDEPENDENT CLAIMS 1
35 USC 119(a-d) conditions met <input checked="" type="checkbox"/> Yes <input type="checkbox"/> No						
Verified and Acknowledged <u>/QUANG V LE/</u> Examiner's Signature						
ADDRESS FULBRIGHT & JAWORSKI, LLP 666 FIFTH AVE NEW YORK, NY 10103-3198 UNITED STATES						
TITLE Integrated internet camera system						
FILING FEE RECEIVED 650	FEES: Authority has been given in Paper No. _____ to charge/credit DEPOSIT ACCOUNT No. _____ for following:			<input type="checkbox"/> All Fees <input type="checkbox"/> 1.16 Fees (Filing) <input type="checkbox"/> 1.17 Fees (Processing Ext. of time) <input type="checkbox"/> 1.18 Fees (Issue) <input type="checkbox"/> Other _____ <input type="checkbox"/> Credit		

Search Notes 	Application/Control No. 11484373	Applicant(s)/Patent Under Reexamination CLEMENTE ET AL.
	Examiner QUANG V LE	Art Unit 2622

SEARCHED			
Class	Subclass	Date	Examiner
348	207.1	12/4/2008	QLe

SEARCH NOTES		
Search Notes	Date	Examiner
Class/subclass combined with text searches	12/4/2008	QLe
EAST and google searches	12/4/2008	QLe
Inventor and assignee name searches for double patent	12/4/2008	QLe
Updated Searches in EAST and Google	3/30/2009	QLe

INTERFERENCE SEARCH			
Class	Subclass	Date	Examiner

--	--

EAST Search History

Ref #	Hits	Search Query	DBs	Default Operator	Plurals	Time Stamp
S1	36	(("20050149979") or ("20050146610") or ("20050146609") or ("20050055727") or ("20050144653") or ("20050146621") or ("20050014493") or ("20040109063") or ("20040070670") or ("20020053087") or ("20010024232") or ("20010017655") or ("6,882,326") or ("6,763,226") or ("20020013815") or ("20020143769") or ("20030020811") or ("20040152440") or ("20050057649") or ("20050099519") or ("20050078189")).PN.	US-PGPUB; USPAT; USOCR; FPRS; EPO; JPO; DERWENT; IBM_TDB	OR	OFF	2008/11/25 13:41
S2	10	(("20020164945") or ("5027150") or ("6636259") or ("6658091") or ("5994699")).PN.	US-PGPUB; USPAT; USOCR; FPRS; EPO; JPO; DERWENT; IBM_TDB	OR	OFF	2008/11/25 13:44
S3	2	("20070028277").PN.	US-PGPUB; USPAT; USOCR; FPRS; EPO; JPO; DERWENT; IBM_TDB	OR	OFF	2008/11/25 13:45
S4	0	archive same review same center and S1	US-PGPUB; USPAT; USOCR; FPRS; EPO; JPO; DERWENT; IBM_TDB	OR	OFF	2008/11/25 13:58
S5	0	archive same review same center and S2	US-PGPUB; USPAT; USOCR; FPRS; EPO; JPO; DERWENT; IBM_TDB	OR	OFF	2008/11/25 13:58

S6	2	archive same review same center and "20070028277"	US-PGPUB; USPAT; USOCR; FPRS; EPO; JPO; DERWENT; IBM_TDB	OR	OFF	2008/11/25 13:58
S7	0	stor@4 same manag\$4 same image and S1	US-PGPUB; USPAT; USOCR; FPRS; EPO; JPO; DERWENT; IBM_TDB	OR	OFF	2008/11/25 13:59
S8	0	stor@4 same manag\$4 same image and S2	US-PGPUB; USPAT; USOCR; FPRS; EPO; JPO; DERWENT; IBM_TDB	OR	OFF	2008/11/25 13:59
S9	0	stor@4 same managing same image and S2	US-PGPUB; USPAT; USOCR; FPRS; EPO; JPO; DERWENT; IBM_TDB	OR	OFF	2008/11/25 14:00
S10	0	storing same managing same image and S2	US-PGPUB; USPAT; USOCR; FPRS; EPO; JPO; DERWENT; IBM_TDB	OR	OFF	2008/11/25 14:00
S11	1	storing same managing same image and S1	US-PGPUB; USPAT; USOCR; FPRS; EPO; JPO; DERWENT; IBM_TDB	OR	OFF	2008/11/25 14:00
S12	2	("6636259").PN.	US-PGPUB; USPAT; USOCR; FPRS; EPO; JPO; DERWENT; IBM_TDB	OR	OFF	2008/12/02 10:55
S13	2	("6930709").PN.	US-PGPUB; USPAT; USOCR; FPRS; EPO; JPO; DERWENT; IBM_TDB	OR	OFF	2008/12/02 11:02

S14	2	("6980232").PN.	US-PGPUB; USPAT; USOCR; FPRS; EPO; JPO; DERWENT; IBM_TDB	OR	OFF	2008/12/02 11:05
S15	2	("7231359").PN.	US-PGPUB; USPAT; USOCR; FPRS; EPO; JPO; DERWENT; IBM_TDB	OR	OFF	2008/12/02 11:07
S16	2	("7272641").PN.	US-PGPUB; USPAT; USOCR; FPRS; EPO; JPO; DERWENT; IBM_TDB	OR	OFF	2008/12/02 11:10
S17	1	(US-20040109063-\$).did.	US-PGPUB	OR	OFF	2008/12/02 12:04
S18	45	(US-20050149979-\$ or US-20050146621-\$ or US-20050146610-\$ or US-20050146609-\$ or US-20050144653-\$ or US-20050099519-\$ or US-20050078189-\$ or US-20050057649-\$ or US-20050055727-\$ or US-20050014493-\$ or US-20040152440-\$ or US-20040070670-\$ or US-20030020811-\$ or US-20020143769-\$ or US-20020053087-\$ or US-20020013815-\$ or US-20010024232-\$ or US-20010017655-\$ or US-20020164945-\$).did. or (US-6882326-\$ or US-6763226-\$ or US-6658091-\$ or US-6636259-\$ or US-5994699-\$ or US-5027150-\$).did. or (US-20050057649-\$ or US-20050014493-\$ or US-20040152440-\$ or US-20040070670-\$ or JP-2004046313-\$ or WO-2004014050-\$ or WO-03024094-\$ or GB-2378078-\$ or EP-1271286-\$ or US-20020143769-\$ or US-20020053087-\$ or	US-PGPUB; USPAT; DERWENT	OR	OFF	2008/12/02 12:05

		US-20020013815-\$ or US-20010017655-\$ or JP-2001230962-\$ or JP-2000134522-\$ or US-6658091-\$ or US-20020164945-\$ or WO-0209435-\$ or JP-10153490-\$ or JP-01283529-\$).did.				
S19	1	secondary near5 mode and S18	US-PGPUB; USPAT; USOCR; FPRS; EPO; JPO; DERWENT; IBM_TDB	OR	OFF	2008/12/02 12:05
S20	33	secondary near5 mode same camera same mode same (connect\$4 or communicat\$4)	US-PGPUB; USPAT; USOCR; FPRS; EPO; JPO; DERWENT; IBM_TDB	OR	OFF	2008/12/02 12:07
S21	0	battery same warn\$4 same (threshold or level) and S18	US-PGPUB; USPAT; USOCR; FPRS; EPO; JPO; DERWENT; IBM_TDB	OR	OFF	2008/12/02 14:05
S22	36	(("20050149979") or ("20050146610") or ("20050146609") or ("20050055727") or ("20050144653") or ("20050146621") or ("20050014493") or ("20040109063") or ("20040070670") or ("20020053087") or ("20010024232") or ("20010017655") or ("6,882,326") or ("6,763,226") or ("20020013815") or ("20020143769") or ("20030020811") or ("20040152440") or ("20050057649") or ("20050099519") or ("20050078189")).PN.	US-PGPUB; USPAT; USOCR; FPRS; EPO; JPO; DERWENT; IBM_TDB	OR	OFF	2008/12/02 14:05

S23	0	battery same warn\$4 same (threshold or level) and S22	US-PGPUB; USPAT; USOCR; FPRS; EPO; JPO; DERWENT; IBM_TDB	OR	OFF	2008/12/02 14:05
S24	0	battery same warn\$4 and S22	US-PGPUB; USPAT; USOCR; FPRS; EPO; JPO; DERWENT; IBM_TDB	OR	OFF	2008/12/02 14:05
S25	0	battery same warn\$4 and S18	US-PGPUB; USPAT; USOCR; FPRS; EPO; JPO; DERWENT; IBM_TDB	OR	OFF	2008/12/02 14:05
S26	5	battery and S18	US-PGPUB; USPAT; USOCR; FPRS; EPO; JPO; DERWENT; IBM_TDB	OR	OFF	2008/12/02 14:06
S27	2	battery and S22	US-PGPUB; USPAT; USOCR; FPRS; EPO; JPO; DERWENT; IBM_TDB	OR	OFF	2008/12/02 14:06
S28	0	internet near5 camera same battery same threshold	US-PGPUB; USPAT; USOCR; FPRS; EPO; JPO; DERWENT; IBM_TDB	OR	OFF	2008/12/02 14:07
S29	472	low same battery same warning and camera	US-PGPUB; USPAT; USOCR; FPRS; EPO; JPO; DERWENT; IBM_TDB	OR	OFF	2008/12/02 14:13
S30	68	low same battery same warning and camera same network	US-PGPUB; USPAT; USOCR; FPRS; EPO; JPO; DERWENT; IBM_TDB	OR	OFF	2008/12/02 14:13

S31	2	("5825413").PN.	US-PGPUB; USPAT; USOCR; FPRS; EPO; JPO; DERWENT; IBM_TDB	OR	OFF	2008/12/02 15:13
S32	2	("5818519").PN.	US-PGPUB; USPAT; USOCR; FPRS; EPO; JPO; DERWENT; IBM_TDB	OR	OFF	2008/12/02 15:54
S33	2	("20050259715").PN.	US-PGPUB; USPAT; USOCR; FPRS; EPO; JPO; DERWENT; IBM_TDB	OR	OFF	2008/12/02 16:04
S34	2	("7272253").PN.	US-PGPUB; USPAT; USOCR; FPRS; EPO; JPO; DERWENT; IBM_TDB	OR	OFF	2008/12/02 16:09
S35	4	("7107278").PN.	US-PGPUB; USPAT; USOCR; FPRS; EPO; JPO; DERWENT; IBM_TDB	OR	OFF	2008/12/02 16:10
S36	2	("6204760").PN.	US-PGPUB; USPAT; USOCR; FPRS; EPO; JPO; DERWENT; IBM_TDB	OR	OFF	2008/12/02 16:13
S37	695	camera same monitor same building	US-PGPUB; USPAT; USOCR; FPRS; EPO; JPO; DERWENT; IBM_TDB	OR	OFF	2008/12/02 16:20
S38	42	internet same camera same monitor same building	US-PGPUB; USPAT; USOCR; FPRS; EPO; JPO; DERWENT; IBM_TDB	OR	OFF	2008/12/02 16:21

S39	0	internet same camera same monitor same building same crack	US-PGPUB; USPAT; USOCR; FPRS; EPO; JPO; DERWENT; IBM_TDB	OR	OFF	2008/12/02 16:21
S40	0	internet same camera same monitor same building and crack	US-PGPUB; USPAT; USOCR; FPRS; EPO; JPO; DERWENT; IBM_TDB	OR	OFF	2008/12/02 16:21
S41	1	"20040109063" and user same location	US-PGPUB; USPAT; USOCR; FPRS; EPO; JPO; DERWENT; IBM_TDB	OR	OFF	2008/12/02 16:45
S42	118	email same connection same lost	US-PGPUB; USPAT; USOCR; FPRS; EPO; JPO; DERWENT; IBM_TDB	OR	OFF	2008/12/02 16:59
S43	23	email same connection same lost and camera	US-PGPUB; USPAT; USOCR; FPRS; EPO; JPO; DERWENT; IBM_TDB	OR	OFF	2008/12/02 16:59
S44	15	internet same camera same (secondary or backup) same mode	US-PGPUB; USPAT; USOCR; FPRS; EPO; JPO; DERWENT; IBM_TDB	OR	OFF	2008/12/02 20:35
S45	1	internet same camera same (secondary or backup) same mode same availabl\$4	US-PGPUB; USPAT; USOCR; FPRS; EPO; JPO; DERWENT; IBM_TDB	OR	OFF	2008/12/02 20:41
S46	67	internet same camera same switch same mode	US-PGPUB; USPAT; USOCR; FPRS; EPO; JPO; DERWENT; IBM_TDB	OR	OFF	2008/12/02 20:46

S47	8	internet same camera same roam\$4 same mode	US-PGPUB; USPAT; USOCR; FPRS; EPO; JPO; DERWENT; IBM_TDB	OR	OFF	2008/12/02 20:49
S48	14	internet same camera same SIM near3 card	US-PGPUB; USPAT; USOCR; FPRS; EPO; JPO; DERWENT; IBM_TDB	OR	OFF	2008/12/02 20:51
S49	5	(US-20050102167-\$).did. or (US-7272641-\$ or US- 7333785-\$ or US-5825413- \$ or US-6239833-\$).did.	US-PGPUB; USPAT	OR	OFF	2008/12/02 20:54
S50	0	sim and S49	US-PGPUB; USPAT; USOCR; FPRS; EPO; JPO; DERWENT; IBM_TDB	OR	OFF	2008/12/02 20:54
S51	3	identification and S49	US-PGPUB; USPAT; USOCR; FPRS; EPO; JPO; DERWENT; IBM_TDB	OR	OFF	2008/12/02 20:55
S52	45	(US-20050149979-\$ or US- 20050146621-\$ or US- 20050146610-\$ or US- 20050146609-\$ or US- 20050144653-\$ or US- 20050099519-\$ or US- 20050078189-\$ or US- 20050057649-\$ or US- 20050055727-\$ or US- 20050014493-\$ or US- 20040152440-\$ or US- 20040070670-\$ or US- 20030020811-\$ or US- 20020143769-\$ or US- 20020053087-\$ or US- 20020013815-\$ or US- 20010024232-\$ or US- 20010017655-\$ or US- 20020164945-\$).did. or (US-6882326-\$ or US- 6763226-\$ or US-6658091- \$ or US-6636259-\$ or US- 5994699-\$ or US-5027150- \$).did. or (US- 20050057649-\$ or US-	US-PGPUB; USPAT; DERWENT	OR	OFF	2008/12/02 20:56

		20050014493-\$ or US-20040152440-\$ or US-20040070670-\$ or JP-2004046313-\$ or WO-2004014050-\$ or WO-03024094-\$ or GB-2378078-\$ or EP-1271286-\$ or US-20020143769-\$ or US-20020053087-\$ or US-20020013815-\$ or US-20010017655-\$ or JP-2001230962-\$ or JP-2000134522-\$ or US-6658091-\$ or US-20020164945-\$ or WO-0209435-\$ or JP-10153490-\$ or JP-01283529-\$).did.				
S53	0	sim and S52	US-PGPUB; USPAT; USOCR; FPRS; EPO; JPO; DERWENT; IBM_TDB	OR	OFF	2008/12/02 20:57
S54	1	"20010005840" and sim same camera	US-PGPUB; USPAT; USOCR; FPRS; EPO; JPO; DERWENT; IBM_TDB	OR	OFF	2008/12/02 21:05
S55	1	"20010005840" and sim same camera same internet	US-PGPUB; USPAT; USOCR; FPRS; EPO; JPO; DERWENT; IBM_TDB	OR	OFF	2008/12/02 21:06
S56	425	camera same sim near3 card	US-PGPUB; USPAT; USOCR; FPRS; EPO; JPO; DERWENT; IBM_TDB	OR	OFF	2008/12/02 21:11
S57	14	internet same camera same sim near3 card	US-PGPUB; USPAT; USOCR; FPRS; EPO; JPO; DERWENT; IBM_TDB	OR	OFF	2008/12/02 21:11

S58	574	internet same camera same web near3 browser	US-PGPUB; USPAT; USOCR; FPRS; EPO; JPO; DERWENT; IBM_TDB	OR	OFF	2008/12/02 21:27
S59	47	internet near3 camera same web near3 browser	US-PGPUB; USPAT; USOCR; FPRS; EPO; JPO; DERWENT; IBM_TDB	OR	OFF	2008/12/02 21:27
S60	2	("6567122").PN.	US-PGPUB; USPAT; USOCR; FPRS; EPO; JPO; DERWENT; IBM_TDB	OR	OFF	2008/12/03 09:03
S61	2	("20030227540").PN.	US-PGPUB; USPAT; USOCR; FPRS; EPO; JPO; DERWENT; IBM_TDB	OR	OFF	2008/12/03 09:16
S62	427	camera same detect\$4 same crack	US-PGPUB; USPAT; USOCR; FPRS; EPO; JPO; DERWENT; IBM_TDB	OR	OFF	2008/12/03 09:47
S63	37	camera same detect\$4 same crack same (wall or ceiling or building or house)	US-PGPUB; USPAT; USOCR; FPRS; EPO; JPO; DERWENT; IBM_TDB	OR	OFF	2008/12/03 09:47
S64	0	APPARATUS with FOR with INSPECTING with WALL with SURFACE	US-PGPUB; USPAT; USOCR; FPRS; EPO; JPO; DERWENT; IBM_TDB	OR	OFF	2008/12/03 09:58
S65	101	APPARATUS with INSPECTING with WALL with SURFACE	US-PGPUB; USPAT; USOCR; FPRS; EPO; JPO; DERWENT; IBM_TDB	OR	OFF	2008/12/03 09:58

S66	5	APPARATUS with INSPECTING with WALL with SURFACE.ti.	US-PGPUB; USPAT; USOCR; FPRS; EPO; JPO; DERWENT; IBM_TDB	OR	OFF	2008/12/03 09:58
S67	21	APPARATUS with INSPECTING with WALL with SURFACE and camera	US-PGPUB; USPAT; USOCR; FPRS; EPO; JPO; DERWENT; IBM_TDB	OR	OFF	2008/12/03 09:59
S68	45	(US-20050149979-\$ or US-20050146621-\$ or US-20050146610-\$ or US-20050146609-\$ or US-20050144653-\$ or US-20050099519-\$ or US-20050078189-\$ or US-20050057649-\$ or US-20050055727-\$ or US-20050014493-\$ or US-20040152440-\$ or US-20040070670-\$ or US-20030020811-\$ or US-20020143769-\$ or US-20020053087-\$ or US-20020013815-\$ or US-20010024232-\$ or US-20010017655-\$ or US-20020164945-\$).did. or (US-6882326-\$ or US-6763226-\$ or US-6658091-\$ or US-6636259-\$ or US-5994699-\$ or US-5027150-\$).did. or (US-20050057649-\$ or US-20050014493-\$ or US-20040152440-\$ or US-20040070670-\$ or JP-2004046313-\$ or WO-2004014050-\$ or WO-03024094-\$ or GB-2378078-\$ or EP-1271286-\$ or US-20020143769-\$ or US-20020053087-\$ or US-20020013815-\$ or US-20010017655-\$ or JP-2001230962-\$ or JP-2000134522-\$ or US-6658091-\$ or US-20020164945-\$ or WO-0209435-\$ or JP-10153490-\$ or JP-01283529-\$).did.	US-PGPUB; USPAT; DERWENT	OR	OFF	2008/12/03 10:02

S69	4	building and S68	US-PGPUB; USPAT; USOCR; FPRS; EPO; JPO; DERWENT; IBM_TDB	OR	OFF	2008/12/03 10:02
S70	8	camera same phone same room same (picture or image)	US-PGPUB; USPAT; USOCR; FPRS; EPO; JPO; DERWENT; IBM_TDB	OR	OFF	2008/12/03 17:39
S71	26	internet near3 camera same cell near phone same (picture or image)	US-PGPUB; USPAT; USOCR; FPRS; EPO; JPO; DERWENT; IBM_TDB	OR	OFF	2008/12/03 17:56
S72	2	("20040169759").PN.	US-PGPUB; USPAT; USOCR; FPRS; EPO; JPO; DERWENT; IBM_TDB	OR	OFF	2008/12/04 09:55
S73	1563	yen near3 vu.xa. or yen near3 vu.xp.	US-PGPUB; USPAT; USOCR; FPRS; EPO; JPO; DERWENT; IBM_TDB	OR	OFF	2008/12/04 09:56
S74	39	camera same scope and S73	US-PGPUB; USPAT; USOCR; FPRS; EPO; JPO; DERWENT; IBM_TDB	OR	OFF	2008/12/04 09:56
S75	718	348/207.1.ccls.	US-PGPUB; USPAT; USOCR; FPRS; EPO; JPO; DERWENT; IBM_TDB	OR	OFF	2008/12/04 13:38
S76	0	internet same camera same (secondary or backup) same mode and S75	US-PGPUB; USPAT; USOCR; FPRS; EPO; JPO; DERWENT; IBM_TDB	OR	OFF	2008/12/04 13:39

S77	0	camera same detect\$4 same crack same (wall or ceiling or building or house) and S75	US-PGPUB; USPAT; USOCR; FPRS; EPO; JPO; DERWENT; IBM_TDB	OR	OFF	2008/12/04 13:39
S78	92	internet near5 camera and S75	US-PGPUB; USPAT; USOCR; FPRS; EPO; JPO; DERWENT; IBM_TDB	OR	OFF	2008/12/04 13:39
S79	0	internet near5 camera same sim and S75	US-PGPUB; USPAT; USOCR; FPRS; EPO; JPO; DERWENT; IBM_TDB	OR	OFF	2008/12/04 13:40
S80	83	internet same switch same mode same automatic\$4 same (land or DSL or cable or satellite or wireless or cellular or wi-fi or wi-max)	US-PGPUB; USPAT; USOCR; FPRS; EPO; JPO; DERWENT; IBM_TDB	OR	OFF	2009/03/30 14:47

3/ 31/ 2009 12:44:39 PM

C:\ Documents and Settings\ qle1\ My Documents\ EAST\ Workspaces\ 11484373.wsp

IN THE UNITED STATES PATENT AND TRADEMARK OFFICE

In re Patent Application of:
Frank Clemente et al.

Confirmation No.: 8920

Application No.: 11/484,373

Group Art Unit: 2622

Filed: July 11, 2006

Examiner: Quang V Le

For: CLIENT RELATIONSHIP MANAGEMENT
AND PRODUCT DISTRIBUTION
SYSTEM AND METHOD

RESPONSE AND REQUEST TO WITHDRAW FINALITY OF THE OFFICE ACTION

Commissioner for Patents
P.O. Box 1450
Alexandria, VA 22313-1450

Dear Sir:

This is in response to and request to withdraw the finality of the final Office Action dated April 3, 2009.

Amendments to the Claims are reflected in the listing of claims which begins on page 2 of this paper.

Remarks/Arguments begin on page 6 of this paper.

IN THE CLAIMS

1. (Previously presented) An integrated Internet camera system, comprising:
 - a website archive and review center (WSARC) for storing and managing images;
 - and
 - an Internet direct camera (IDC) for capturing an image, automatically transmitting said image to an account associated with said IDC on said WSARC upon image capture and receiving stored image from said WSARC, and comprising a display for displaying said captured image and said received image; and
 - wherein said IDC automatically connects to said WSARC over an Internet connection on power-up using one of a plurality of available modes of connection, which is designated as a primary mode of communication, and wherein said IDC automatically connects to said WSARC using another available mode of communication when said primary mode of communication to said WSARC is unavailable.
2. (Canceled)
3. (Original) The system of claim 1, wherein said IDC comprises a storage device for locally storing said captured image and said received image; and wherein said storage device stores said captured image only when said IDC loses said connection with said WSARC.
4. (Original) The system of claim 3, wherein said stored image is transmitted to said WSARC when said IDC re-establishes said connection with said WSARC.
5. (Previously presented) The system of claim 1, wherein said IDC comprises an internal or rechargeable battery to power said IDC.
6. (Canceled)
7. (Previously presented) The system of claim 5, wherein said IDC alerts said WSARC or a registered user associated with said IDC when the power of said internal or rechargeable battery is below a predetermined threshold.

8. (Canceled)
9. (Original) The system of claim 1, wherein said IDC comprises a motion sensor and is operable to record only when a motion is detected by said motion sensor.
10. (Previously presented) The system of claim 16, wherein said display of said IDC comprises a touch pad for entering a command, a text or labeling images.
11. (Original) The system of claim 1, wherein said WSARC sends an email message to a predetermined email address associated with said IDC when said connection to said IDC is lost.
12. (Original) The system of claim 1, further comprising a plurality of IDCs for monitoring a building, each IDC monitoring different parts of said building.
13. (Original) The system of claim 1, further comprising a plurality of IDCs for connecting users located in different locations.
14. (Previously presented) The system of claim 16, wherein said WSARC is operable to organize the images by event, date or name.
15. (Previously presented) The system of claim 16, wherein said each of said IDC comprises a SIM card associated with a registered user of said WSARC.
16. (Previously presented) An integrated Internet camera system, comprising
 - a website archive and review center (WSARC) for storing and managing images;
 - and
 - an Internet direct camera (IDC) for capturing an image, automatically transmitting said image to an account associated with said IDC on said WSARC upon image capture and receiving stored image from said WSARC, and comprising a display for displaying said captured image and said received image; and
 - wherein said IDC automatically connects to said WSARC over an Internet connection on power-up using one of a plurality of available modes of connection, which is designated as a primary mode of communication; wherein said WSARC is operable to

send images received from said IDC to one or more IDCs selected by a registered user associated with said IDC; and furthermore, wherein said IDC automatically connects to said WSARC using another available mode of communication when said primary mode of communication to said WSARC is unavailable.

17. (Previously presented) The system of claim 16, wherein said IDC comprises a web browser.
18. (Previously presented) The system of claim 16, wherein said IDC is operable to support voice over IP over said connection.
19. (Previously presented) The system of claim 16, wherein said account is associated with a registered user of said WSARC and said images in said account can be viewed by any user given privilege to view by said registered user.
20. (Original) The system of claim 1, wherein said IDC comprises an infrared or UV sensor to record infrared or UV images.
21. (Original) The system of claim 1, further comprising a scope-shaped attachment to said IDC, which provides specialized lighting to record fine cracks and crevices in a machine or a building.
22. (Previously presented) The system of claim 16, wherein said IDC comprises an image pickup, an optical module for forming an image on the image pickup, and an image capturing module for capturing digital images from said image pickup.
23. (Original) The system of claim 22, wherein said optical module comprises an auto-focus optical system.
24. (Previously presented) The system of claim 16, wherein said IDC is a portable camera.
25. (Original) The system of claim 1, wherein said IDC is a stationary camera under the control of said WSARC.

26. (Original) The system of claim 1, further comprising a mounting device for mounting said IDC and operable to rotate or pivot said IDC, thereby enabling an operator to remotely control said IDC.
27. (Previously presented) The system of claim 1, wherein said plurality of available modes of connection is selected from a group consisting of: a land line, DSL, cable, satellite, wireless network, cellular, Wi-Fi, Wi-Max.
28. (Previously presented) The system of claim 1, wherein said primary mode can be changed to another available modes of communication by a registered user of said IDC.
29. (Previously presented) The system of claim 1, wherein said another mode of available communication is selected by a registered user of said IDC.

REMARKS

Status of the Claims

Claims 1, 3-5, 7 and 9-29 are currently pending and stand rejected.

The Finality of the Current Office Action is Improper

In current office action, the Examiner withdrew all of his previous rejections and now relies on a new reference Lu in combination with Kusaka to reject all of the pending claims. Yet he claims incorrectly that applicant's amendment necessitated the new ground(s) of rejection.

In the amendment filed on March 10, 2009, applicant merely amended independent claim 1 to incorporate the subject matter of dependent 2 (now canceled). The previous dependent claim 16 was merely rewritten as an independent claim. Accordingly, now canceled dependent claim 2 was before the Examiner when he issued his previous office action dated December 10, 2008. Therefore, contrary to the Examiner's assertion, applicant's amendment **did not** necessitate a new ground(s) of rejection. The Examiner's new ground(s) of rejection was necessitated because applicant traversed his previous rejections with the March 10, 2009 amendment. In view of this, applicant respectfully requests that the finality of the current office action be withdrawn.

Prior Art Rejections

Claims 1, 3, 4, 10, 13-19, 22-24 and 27-29 are rejected under 35 U.S.C. § 103(a) as allegedly being unpatentable by U.S. Patent Application Publication No. 2004/0109063 to Kusaka et al. (hereinafter "Kusaka") in view of U.S. Patent Application Publication No. 2005/0130611 to Lu et al. (hereinafter "Lu"). Claims 5 and 7 are rejected under 35 U.S.C. § 103(a) as allegedly being unpatentable over Kusaka in view of Lu and U.S. Patent No. 7,333,785 to Lavelle et al. (hereinafter "Lavelle"). Claims 9, 20, 25 and 26 are rejected under 35 U.S.C. § 103(a) as allegedly being unpatentable over Kusaka in view of Lu and U.S. Patent No. 5,825,413 to Mullis (hereinafter "Mullis"). Claim 11 is rejected under 35 U.S.C. § 103(a) as allegedly being unpatentable over Kusaka in view of Lu and U.S. Patent Application Publication No. 2005/0102167 to Kapoor (hereinafter "Kapoor"). Claim 12 is rejected under 35 U.S.C. § 103(a)

as allegedly being unpatentable over Kusaka in view of Lu and U.S. Patent No. 6,239,833 to Ozaki et al. (hereinafter "Ozaki"). Claim 21 is rejected under 35 U.S.C. § 103(a) as allegedly being unpatentable over Kusaka in view of Lu and U.S. Patent No. 6,744,467 to Thompson et al. (hereinafter "Thompson"). Applicant respectfully traverses these rejections as the cited references alone or in combination do not teach or suggest all the claim limitations of the pending claims.

To establish a *prima facie* case of obviousness, three basic criteria must be met. First there must be some suggestion or motivation, either in the references themselves or in the knowledge generally available to one of ordinary skill in the art, to modify the references or to combine reference teachings. Second, there must be a reasonable expectation of success. Finally, the prior art reference (or references when combined) must teach or suggest all the claim limitations. The teaching or suggestion to make the claimed combination and the reasonable expectation of success must both be found in the prior art and not be based on the applicant's disclosure. *In re Vaeck*, 947 F.2d 488, 20 USPQ2d 1438 (Fed. Cir. 1991); MPEP 2143. Here, the Examiner has failed to establish a *prima facie* case of obviousness because the cited references do not teach or suggest all of the claim limitations of pending claims 1, 3-5, 7 and 9-29.

None of the cited references teach or suggest an Internet direct camera (IDC) which automatically connects to a website archive and review center (WSARC) which stores and manages images on power-up, as required in pending claims 1, 3-5, 7 and 9-29. The Examiner cites paragraphs [0210], [0020], [0022] in Kusaka for allegedly teaching the WSARC of the claimed invention. (*See* Final Office Action at 3, 6). In these paragraphs, Kusaka merely describes that the electronic camera 100 transmits image data to a gateway server 160 and the gateway server 160 selects the image servers 181-184 based on available capacity. That is, contrary to the Examiner's assertion, Kusaka's electronic camera 100 does not automatically connect to an image server 181-184 as required in the pending claims, but connects to an intermediary server (i.e., the gateway server 160). Applicant respectfully notes that since Kusaka's gateway server 160 does not store or manage the users' images, one of ordinary skill in the art would not equate Kusaka's gateway server 160 with the claimed WSARC, as apparently suggested by the Examiner.

In addition, even Kusaka emphasizes that the electronic camera 100 “does not send the image identification information for identifying the image file or image server identification information for designating the imager server 181 through 184 that will store the image file.” (See Kusaka at paragraph [0219]). Accordingly, contrary to the Examiner’s assertion, Kusaka’s electronic camera 100 cannot connect to one of the image server because it cannot designate the image server.

The prior must to be judged based on a full and fair consideration of what that art teaches, not by using applicant’s invention as a blueprint for gathering various bits and modifying the pieces in an attempt to reconstruct Applicant’s invention. The Examiner cannot simply contradict and/or modify the clear teaching of the reference to render the claims unpatentable. “To imbue one of ordinary skill in the art with knowledge of the present invention, when no prior art reference or references of record convey or suggest that knowledge, is to fall victim of the insidious effect of hindsight syndrome, wherein that which only the inventor taught is used against the teacher.” W.L. Gore & Assoc. v. Garlock, Inc., 721 F.2d 1540, 1553 (Fed. Cir. 1983).

Also, the Examiner cites paragraph [0244] in Kuska and alleges that Kusaka describes that “The IDC automatically connects to said WSARC over an Internet connection on power-up (paragraph 0244).” (See Final Office Action at 3, 6). As noted herein, Kusaka’s electronic camera 100 **does not** automatically connect the image server 181-184, and **does not** even connect to the gateway server 160 on power-up. In paragraph [0244], contrary to the Examiner’s assertion, Kusaka clearly recites that “When power is turned on, the camera enters capture mode, and manipulating the release button 16 causes the camera to perform a capture operation and a post-capture image file creation and image transmission operation, which automatically transfers the image file via the gateway server 160 to an imager server 181-184” (emphasis added). It is clear that the manipulation of the **release button 16** causes the camera to perform the image transmission operation. Kusaka merely mentions turning the power on to the camera to operate the various buttons of the camera. That is, the Kusaka’s camera connects to the gateway server 160 when the camera performs the image transmission operation. Accordingly, contrary to the Examiner’s assertion, Kusaka does not teach or suggest that the “IDC automatically connects to the WSARC over an Internet connection on power-up,” as required in pending claims 1, 3-5, 7

and 9-29. The prior must to be judged based on a full and fair consideration of what that art teaches, not by using applicant's invention as a blueprint for gathering various bits and modifying the pieces in an attempt to reconstruct Applicant's invention. The Examiner cannot simply contradict and/or modify the clear teaching of the reference to render the claims unpatentable.

Moreover, as admitted by the Examiner, Kusaka fails to disclose that the IDC connects using one of a plurality of available modes of connection and automatically connects to the WSARC using another available mode of communication the primary mode of communication to WSARC is unavailable. (*See* Final Office Action at 3, 6). To cure this aforementioned deficiency, the Examiner turns to Lu. However Lu is not suggestive of an IDC automatically connecting to the WSARC which stores and manages user's images on power-up, as required in pending claims 1, 3-5, 7 and 9-29. Accordingly, the addition of Lu does not cure the aforementioned deficiencies in Kusaka.

Further, paragraph [0065] in Lu, cited by the Examiner, merely describes that the terminal system searches the available network access in a predetermined order until it finds an available network access. Contrary to the Examiner's assertion, Lu does not teach or suggest that the terminal system connected to a first network will automatically switch to another network when the first network becomes unavailable, as required in pending claims 1, 3-5, 7 and 9-29. Accordingly, contrary to the Examiner's assertion, the addition of Lu does not cure this admitted deficiency in Kusaka. The prior must to be judged based on a full and fair consideration of what that art teaches, not by using applicant's invention as a blueprint for gathering various bits and modifying the pieces in an attempt to reconstruct applicant's invention. The Examiner cannot simply contradict and/or modify the clear teaching of the reference to render the claims unpatentable. Accordingly, it is submitted that the Examiner has succumbed to the lure of prohibited hindsight reconstruction.

Regarding other tertiary references cited by the Examiner, Lavelle is directed to managing power in a wireless peripheral device, and is concerned with maximizing the useful life of batteries operating the device and is simply not concerned with modes of communication. (Lavelle at Abstract). Mullis is directed to a surveillance system comprising an infrared motion detector and therefore is concerned solely with a single mode of operation. (Mullis at Abstract).

Kapoor is directed to transmitting data from various medical instruments by using a uniform method of exchanging data and therefore is focused on generating one mode of operation. (Kapoor at ¶ 0058). Ozaki is directed to a remote image monitoring system that does not contemplate alternate modes of communication. (Ozaki, col. 5, lns. 11-27). Thompson is directed to a lens for a camera and does not mention networking at all. (Thomson at Abstract). However none of these tertiary references is suggestive of an IDC automatically connecting to the WSARC which stores and manages user's images on power-up using a primary mode of communication and automatically switching to another available mode of communication when the primary mode of communication becomes unavailable, as required in pending claims 1, 3-5, 7 and 9-29. Accordingly, the addition of these tertiary references do not cure the aforementioned deficiencies in the combination of Kusaka and Lu.

Furthermore, none of the cited references independently or in combination teach or suggest that WSARC is operable to send images received from an IDC associated with a registered user to IDC(s) associated with other users, as required in pending claims 16-19, 22-24, 27-29. Paragraphs 220 and 256 in Kusaka, cited by the Examiner, merely describes that the image gateway server 160 can transmit the user's images stored in the image servers 181-184 to the user's electronic camera 100. The prior must to be judged based on a full and fair consideration of what that art teaches, not by using applicant's invention as a blueprint for gathering various bits and modifying the pieces in an attempt to reconstruct applicant's invention. The Examiner cannot simply contradict and/or modify the clear teaching of the reference to render the claims unpatentable. Accordingly, it is submitted that the Examiner has succumbed to the lure of prohibited hindsight reconstruction.

In view of the foregoing, it is respectfully submitted that none of the nine cited references independently or in combination renders obvious the currently pending claims. Accordingly, applicant respectfully requests that these rejections be withdrawn.

Applicant believes no fee is due with this response. However, if a fee is due, please charge our Deposit Account No. 50-0624, under Order No. **NY-CLEM-201-US-1** (10508190) from which the undersigned is authorized to draw.

Dated: June 3, 2009

Respectfully submitted,

By 

C. Andrew Im

Registration No.: 40,657

FULBRIGHT & JAWORSKI L.L.P.

666 Fifth Avenue

New York, New York 10103

(212) 318-3000

(212) 318-3400 (Fax)

Attorney for Applicant

Electronic Acknowledgement Receipt

EFS ID:	5448021
Application Number:	11484373
International Application Number:	
Confirmation Number:	8920
Title of Invention:	Integrated internet camera system
First Named Inventor/Applicant Name:	Frank Clemente
Customer Number:	24972
Filer:	C. Andrew Im
Filer Authorized By:	
Attorney Docket Number:	NY-CLEM 201-US1 (10508190)
Receipt Date:	03-JUN-2009
Filing Date:	11-JUL-2006
Time Stamp:	16:49:14
Application Type:	Utility under 35 USC 111(a)

Payment information:

Submitted with Payment	no
------------------------	----

File Listing:

Document Number	Document Description	File Name	File Size(Bytes)/ Message Digest	Multi Part /.zip	Pages (if appl.)
1	Amendment After Final	clem.PDF	171729 <small>d77c0daea4b8a20ea755056e714139eb475ad316</small>	no	11

Warnings:

The page size in the PDF is too large. The pages should be 8.5 x 11 or A4. If this PDF is submitted, the pages will be resized upon entry into the Image File Wrapper and may affect subsequent processing

Information:

Total Files Size (in bytes):

171729

This Acknowledgement Receipt evidences receipt on the noted date by the USPTO of the indicated documents, characterized by the applicant, and including page counts, where applicable. It serves as evidence of receipt similar to a Post Card, as described in MPEP 503.

New Applications Under 35 U.S.C. 111

If a new application is being filed and the application includes the necessary components for a filing date (see 37 CFR 1.53(b)-(d) and MPEP 506), a Filing Receipt (37 CFR 1.54) will be issued in due course and the date shown on this Acknowledgement Receipt will establish the filing date of the application.

National Stage of an International Application under 35 U.S.C. 371

If a timely submission to enter the national stage of an international application is compliant with the conditions of 35 U.S.C. 371 and other applicable requirements a Form PCT/DO/EO/903 indicating acceptance of the application as a national stage submission under 35 U.S.C. 371 will be issued in addition to the Filing Receipt, in due course.

New International Application Filed with the USPTO as a Receiving Office

If a new international application is being filed and the international application includes the necessary components for an international filing date (see PCT Article 11 and MPEP 1810), a Notification of the International Application Number and of the International Filing Date (Form PCT/RO/105) will be issued in due course, subject to prescriptions concerning national security, and the date shown on this Acknowledgement Receipt will establish the international filing date of the application.

RECEIVED
CENTRAL FAX CENTER
JUN 03 2009

Docket No.: NY-CLEM 201-US-1

IN THE UNITED STATES PATENT AND TRADEMARK OFFICE

In re Patent Application of:
Frank Clemente et al.

Confirmation No.: 8920

Application No.: 11/484,373

Group Art Unit: 2622

Filed: July 11, 2006

Examiner: Quang V Le

For: CLIENT RELATIONSHIP MANAGEMENT
AND PRODUCT DISTRIBUTION
SYSTEM AND METHOD

RESPONSE AND REQUEST TO WITHDRAW FINALITY OF THE OFFICE ACTION

Commissioner for Patents
P.O. Box 1450
Alexandria, VA 22313-1450

Dear Sir:

This is in response to and request to withdraw the finality of the final Office Action dated April 3, 2009.

Amendments to the Claims are reflected in the listing of claims which begins on page 2 of this paper.

Remarks/Arguments begin on page 6 of this paper.

Docket No.: NY-CLEM 201-US-1

IN THE CLAIMS

1. (Previously presented) An integrated Internet camera system, comprising:
a website archive and review center (WSARC) for storing and managing images;
and
an Internet direct camera (IDC) for capturing an image, automatically transmitting said image to an account associated with said IDC on said WSARC upon image capture and receiving stored image from said WSARC, and comprising a display for displaying said captured image and said received image; and
wherein said IDC automatically connects to said WSARC over an Internet connection on power-up using one of a plurality of available modes of connection, which is designated as a primary mode of communication, and wherein said IDC automatically connects to said WSARC using another available mode of communication when said primary mode of communication to said WSARC is unavailable.
2. (Canceled)
3. (Original) The system of claim 1, wherein said IDC comprises a storage device for locally storing said captured image and said received image; and wherein said storage device stores said captured image only when said IDC loses said connection with said WSARC.
4. (Original) The system of claim 3, wherein said stored image is transmitted to said WSARC when said IDC re-establishes said connection with said WSARC.
5. (Previously presented) The system of claim 1, wherein said IDC comprises an internal or rechargeable battery to power said IDC.
6. (Canceled)
7. (Previously presented) The system of claim 5, wherein said IDC alerts said WSARC or a registered user associated with said IDC when the power of said internal or rechargeable battery is below a predetermined threshold.

Docket No.: NY-CLEM 201-US-1

8. (Canceled)
9. (Original) The system of claim 1, wherein said IDC comprises a motion sensor and is operable to record only when a motion is detected by said motion sensor.
10. (Previously presented) The system of claim 16, wherein said display of said IDC comprises a touch pad for entering a command, a text or labeling images.
11. (Original) The system of claim 1, wherein said WSARC sends an email message to a predetermined email address associated with said IDC when said connection to said IDC is lost.
12. (Original) The system of claim 1, further comprising a plurality of IDCs for monitoring a building, each IDC monitoring different parts of said building.
13. (Original) The system of claim 1, further comprising a plurality of IDCs for connecting users located in different locations.
14. (Previously presented) The system of claim 16, wherein said WSARC is operable to organize the images by event, date or name.
15. (Previously presented) The system of claim 16, wherein said each of said IDC comprises a SIM card associated with a registered user of said WSARC.
16. (Previously presented) An integrated Internet camera system, comprising
a website archive and review center (WSARC) for storing and managing images;
and
an Internet direct camera (IDC) for capturing an image, automatically transmitting said image to an account associated with said IDC on said WSARC upon image capture and receiving stored image from said WSARC, and comprising a display for displaying said captured image and said received image; and
wherein said IDC automatically connects to said WSARC over an Internet connection on power-up using one of a plurality of available modes of connection, which is designated as a primary mode of communication; wherein said WSARC is operable to

Docket No.: NY-CLEM 201-US-1

send images received from said IDC to one or more IDCs selected by a registered user associated with said IDC; and furthermore, wherein said IDC automatically connects to said WSARC using another available mode of communication when said primary mode of communication to said WSARC is unavailable.

17. (Previously presented) The system of claim 16, wherein said IDC comprises a web browser.
18. (Previously presented) The system of claim 16, wherein said IDC is operable to support voice over IP over said connection.
19. (Previously presented) The system of claim 16, wherein said account is associated with a registered user of said WSARC and said images in said account can be viewed by any user given privilege to view by said registered user.
20. (Original) The system of claim 1, wherein said IDC comprises an infrared or UV sensor to record infrared or UV images.
21. (Original) The system of claim 1, further comprising a scope-shaped attachment to said IDC, which provides specialized lighting to record fine cracks and crevices in a machine or a building.
22. (Previously presented) The system of claim 16, wherein said IDC comprises an image pickup, an optical module for forming an image on the image pickup, and an image capturing module for capturing digital images from said image pickup.
23. (Original) The system of claim 22, wherein said optical module comprises an auto-focus optical system.
24. (Previously presented) The system of claim 16, wherein said IDC is a portable camera.
25. (Original) The system of claim 1, wherein said IDC is a stationary camera under the control of said WSARC.

Docket No.: NY-CLEM 201-US-1

26. (Original) The system of claim 1, further comprising a mounting device for mounting said IDC and operable to rotate or pivot said IDC, thereby enabling an operator to remotely control said IDC.
27. (Previously presented) The system of claim 1, wherein said plurality of available modes of connection is selected from a group consisting of: a land line, DSL, cable, satellite, wireless network, cellular, Wi-Fi, Wi-Max.
28. (Previously presented) The system of claim 1, wherein said primary mode can be changed to another available modes of communication by a registered user of said IDC.
29. (Previously presented) The system of claim 1, wherein said another mode of available communication is selected by a registered user of said IDC.

Docket No.: NY-CLEM 201-US-1

REMARKS**Status of the Claims**

Claims 1, 3-5, 7 and 9-29 are currently pending and stand rejected.

The Finality of the Current Office Action is Improper

In current office action, the Examiner withdrew all of his previous rejections and now relies on a new reference Lu in combination with Kusaka to reject all of the pending claims. Yet he claims incorrectly that applicant's amendment necessitated the new ground(s) of rejection.

In the amendment filed on March 10, 2009, applicant merely amended independent claim 1 to incorporate the subject matter of dependent 2 (now canceled). The previous dependent claim 16 was merely rewritten as an independent claim. Accordingly, now canceled dependent claim 2 was before the Examiner when he issued his previous office action dated December 10, 2008. Therefore, contrary to the Examiner's assertion, applicant's amendment **did not** necessitate a new ground(s) of rejection. The Examiner's new ground(s) of rejection was necessitated because applicant traversed his previous rejections with the March 10, 2009 amendment. In view of this, applicant respectfully requests that the finality of the current office action be withdrawn.

Prior Art Rejections

Claims 1, 3, 4, 10, 13-19, 22-24 and 27-29 are rejected under 35 U.S.C. § 103(a) as allegedly being unpatentable by U.S. Patent Application Publication No. 2004/0109063 to Kusaka et al. (hereinafter "Kusaka") in view of U.S. Patent Application Publication No. 2005/0130611 to Lu et al. (hereinafter "Lu"). Claims 5 and 7 are rejected under 35 U.S.C. § 103(a) as allegedly being unpatentable over Kusaka in view of Lu and U.S. Patent No. 7,333,785 to Lavelle et al. (hereinafter "Lavelle"). Claims 9, 20, 25 and 26 are rejected under 35 U.S.C. § 103(a) as allegedly being unpatentable over Kusaka in view of Lu and U.S. Patent No. 5,825,413 to Mullis (hereinafter "Mullis"). Claim 11 is rejected under 35 U.S.C. § 103(a) as allegedly being unpatentable over Kusaka in view of Lu and U.S. Patent Application Publication No. 2005/0102167 to Kapoor (hereinafter "Kapoor"). Claim 12 is rejected under 35 U.S.C. § 103(a)

Docket No.: NY-CLEM 201-US-1

as allegedly being unpatentable over Kusaka in view of Lu and U.S. Patent No. 6,239,833 to Ozaki et al. (hereinafter "Ozaki"). Claim 21 is rejected under 35 U.S.C. § 103(a) as allegedly being unpatentable over Kusaka in view of Lu and U.S. Patent No. 6,744,467 to Thompson et al. (hereinafter "Thompson"). Applicant respectfully traverses these rejections as the cited references alone or in combination do not teach or suggest all the claim limitations of the pending claims.

To establish a *prima facie* case of obviousness, three basic criteria must be met. First there must be some suggestion or motivation, either in the references themselves or in the knowledge generally available to one of ordinary skill in the art, to modify the references or to combine reference teachings. Second, there must be a reasonable expectation of success. Finally, the prior art reference (or references when combined) must teach or suggest all the claim limitations. The teaching or suggestion to make the claimed combination and the reasonable expectation of success must both be found in the prior art and not be based on the applicant's disclosure. *In re Vaeck*, 947 F.2d 488, 20 USPQ2d 1438 (Fed. Cir. 1991); MPEP 2143. Here, the Examiner has failed to establish a *prima facie* case of obviousness because the cited references do not teach or suggest all of the claim limitations of pending claims 1, 3-5, 7 and 9-29.

None of the cited references teach or suggest an Internet direct camera (IDC) which automatically connects to a website archive and review center (WSARC) which stores and manages images on power-up, as required in pending claims 1, 3-5, 7 and 9-29. The Examiner cites paragraphs [0210], [0020], [0022] in Kusaka for allegedly teaching the WSARC of the claimed invention. (See Final Office Action at 3, 6). In these paragraphs, Kusaka merely describes that the electronic camera 100 transmits image data to a gateway server 160 and the gateway server 160 selects the image servers 181-184 based on available capacity. That is, contrary to the Examiner's assertion, Kusaka's electronic camera 100 does not automatically connect to an image server 181-184 as required in the pending claims, but connects to an intermediary server (i.e., the gateway server 160). Applicant respectfully notes that since Kusaka's gateway server 160 does not store or manage the users' images, one of ordinary skill in the art would not equate Kusaka's gateway server 160 with the claimed WSARC, as apparently suggested by the Examiner.

Docket No.: NY-CLEM 201-US-1

In addition, even Kusaka emphasizes that the electronic camera 100 “does not send the image identification information for identifying the image file or image server identification information for designating the imager server 181 through 184 that will store the image file.” (See Kusaka at paragraph [0219]). Accordingly, contrary to the Examiner’s assertion, Kusaka’s electronic camera 100 cannot connect to one of the image server because it cannot designate the image server.

The prior must to be judged based on a full and fair consideration of what that art teaches, not by using applicant’s invention as a blueprint for gathering various bits and modifying the pieces in an attempt to reconstruct Applicant’s invention. The Examiner cannot simply contradict and/or modify the clear teaching of the reference to render the claims unpatentable. “To imbue one of ordinary skill in the art with knowledge of the present invention, when no prior art reference or references of record convey or suggest that knowledge, is to fall victim of the insidious effect of hindsight syndrome, wherein that which only the inventor taught is used against the teacher.” W.L. Gore & Assoc. v. Garlock, Inc., 721 F.2d 1540, 1553 (Fed. Cir. 1983).

Also, the Examiner cites paragraph [0244] in Kuska and alleges that Kusaka describes that “The IDC automatically connects to said WSARC over an Internet connection on power-up (paragraph 0244).” (See Final Office Action at 3, 6). As noted herein, Kusaka’s electronic camera 100 does not automatically connect the image server 181-184, and does not even connect to the gateway server 160 on power-up. In paragraph [0244], contrary to the Examiner’s assertion, Kusaka clearly recites that “When power is turned on, the camera enters capture mode, and manipulating the release button 16 causes the camera to perform a capture operation and a post-capture image file creation and image transmission operation, which automatically transfers the image file via the gateway server 160 to an imager server 181-184” (emphasis added). It is clear that the manipulation of the release button 16 causes the camera to perform the image transmission operation. Kusaka merely mentions turning the power on to the camera to operate the various buttons of the camera. That is, the Kusaka’s camera connects to the gateway server 160 when the camera performs the image transmission operation. Accordingly, contrary to the Examiner’s assertion, Kusaka does not teach or suggest that the “IDC automatically connects to the WSARC over an Internet connection on power-up,” as required in pending claims 1, 3-5, 7

Docket No.: NY-CLEM 201-US-1

and 9-29. The prior must to be judged based on a full and fair consideration of what that art teaches, not by using applicant's invention as a blueprint for gathering various bits and modifying the pieces in an attempt to reconstruct Applicant's invention. The Examiner cannot simply contradict and/or modify the clear teaching of the reference to render the claims unpatentable.

Moreover, as admitted by the Examiner, Kusaka fails to disclose that the IDC connects using one of a plurality of available modes of connection and automatically connects to the WSARC using another available mode of communication the primary mode of communication to WSARC is unavailable. (See Final Office Action at 3, 6). To cure this aforementioned deficiency, the Examiner turns to Lu. However Lu is not suggestive of an IDC automatically connecting to the WSARC which stores and manages user's images on power-up, as required in pending claims 1, 3-5, 7 and 9-29. Accordingly, the addition of Lu does not cure the aforementioned deficiencies in Kusaka.

Further, paragraph [0065] in Lu, cited by the Examiner, merely describes that the terminal system searches the available network access in a predetermined order until it finds an available network access. Contrary to the Examiner's assertion, Lu does not teach or suggest that the terminal system connected to a first network will automatically switch to another network when the first network becomes unavailable, as required in pending claims 1, 3-5, 7 and 9-29. Accordingly, contrary to the Examiner's assertion, the addition of Lu does not cure this admitted deficiency in Kusaka. The prior must to be judged based on a full and fair consideration of what that art teaches, not by using applicant's invention as a blueprint for gathering various bits and modifying the pieces in an attempt to reconstruct applicant's invention. The Examiner cannot simply contradict and/or modify the clear teaching of the reference to render the claims unpatentable. Accordingly, it is submitted that the Examiner has succumbed to the lure of prohibited hindsight reconstruction.

Regarding other tertiary references cited by the Examiner, Lavelle is directed to managing power in a wireless peripheral device, and is concerned with maximizing the useful life of batteries operating the device and is simply not concerned with modes of communication. (Lavelle at Abstract). Mullis is directed to a surveillance system comprising an infrared motion detector and therefore is concerned solely with a single mode of operation. (Mullis at Abstract).

Docket No.: NY-CLEM 201-US-1

Kapoor is directed to transmitting data from various medical instruments by using a uniform method of exchanging data and therefore is focused on generating one mode of operation. (Kapoor at ¶ 0058). Ozaki is directed to a remote image monitoring system that does not contemplate alternate modes of communication. (Ozaki, col. 5, lns. 11-27). Thompson is directed to a lens for a camera and does not mention networking at all. (Thomson at Abstract). However none of these tertiary references is suggestive of an IDC automatically connecting to the WSARC which stores and manages user's images on power-up using a primary mode of communication and automatically switching to another available mode of communication when the primary mode of communication becomes unavailable, as required in pending claims 1, 3-5, 7 and 9-29. Accordingly, the addition of these tertiary references do not cure the aforementioned deficiencies in the combination of Kusaka and Lu.

Furthermore, none of the cited references independently or in combination teach or suggest that WSARC is operable to send images received from an IDC associated with a registered user to IDC(s) associated with other users, as required in pending claims 16-19, 22-24, 27-29. Paragraphs 220 and 256 in Kusaka, cited by the Examiner, merely describes that the image gateway server 160 can transmit the user's images stored in the image servers 181-184 to the user's electronic camera 100. The prior must to be judged based on a full and fair consideration of what that art teaches, not by using applicant's invention as a blueprint for gathering various bits and modifying the pieces in an attempt to reconstruct applicant's invention. The Examiner cannot simply contradict and/or modify the clear teaching of the reference to render the claims unpatentable. Accordingly, it is submitted that the Examiner has succumbed to the lure of prohibited hindsight reconstruction.


In view of the foregoing, it is respectfully submitted that none of the nine cited references independently or in combination renders obvious the currently pending claims. Accordingly, applicant respectfully requests that these rejections be withdrawn.

Docket No.: NY-CLEM 201-US-1

Applicant believes no fee is due with this response. However, if a fee is due, please charge our Deposit Account No. 50-0624, under Order No. NY-CLEM-201-US-1 (10508190) from which the undersigned is authorized to draw.

Dated: June 3, 2009

Respectfully submitted,

By 

C. Andrew Im
Registration No.: 40,657
FULBRIGHT & JAWORSKI L.L.P.
666 Fifth Avenue
New York, New York 10103
(212) 318-3000
(212) 318-3400 (Fax)
Attorney for Applicant

RECEIVED
CENTRAL FAX CENTER
JUN 03 2009

FAX TRANSMISSION

DATE: June 3, 2009

PTO IDENTIFIER: Application Number 11/484,373-Conf. #8920
Patent Number
Inventor: Clemente et al.

MESSAGE TO: US Patent and Trademark Office
FAX NUMBER: (571) 273-8300

FROM: FULBRIGHT & JAWORSKI L.L.P.
C. Andrew Im
PHONE: (212) 318-3359
Attorney Dkt. #: NY-CLEM 201-US1 (10508190)

PAGES (Including Cover Sheet): 13

CONTENTS: Response and Request to Withdraw Finality of the Office Action
Certificate of Transmission (1 page)

If your receipt of this transmission is in error, please notify this firm immediately by collect call to sender at (212) 318-3359 and send the original transmission to us by return mail at the address below.

This transmission is intended for the sole use of the individual and entity to whom it is addressed, and may contain information that is privileged, confidential and exempt from disclosure under applicable law. You are hereby notified that any dissemination, distribution or duplication of this transmission by someone other than the intended addressee or its designated agent is strictly prohibited.

FULBRIGHT & JAWORSKI L.L.P.
666 Fifth Avenue, New York, New York 10103
Telephone: (212) 318-3000 Facsimile: (212) 318-3400

RECEIVED
CENTRAL FAX CENTER
JUN 03 2009

PTO/SB/07 (09-04)

Approved for use through 07/31/2006. OMB 0651-0031

U. S. Patent and Trademark Office; U. S. DEPARTMENT OF COMMERCE

Under the Paperwork Reduction Act of 1995, no persons are required to respond to a collection of information unless it displays a valid OMB control number.

Application No. (if known): 11/484,373

Attorney Docket No.: NY-CLEM 201-US1

Certificate of Transmission under 37 CFR 1.8

I hereby certify that this correspondence is being facsimile transmitted to the United States Patent and Trademark Office.

on June 3, 2009
Date



Signature

C. Andrew Im

Typed or printed name of person signing Certificate

40,657

Registration Number, if applicable

(212) 318-3359

Telephone Number

Note: Each paper must have its own certificate of transmission, or this certificate must identify each submitted paper.

Response and Request to Withdraw Finality of the Office Action



UNITED STATES PATENT AND TRADEMARK OFFICE

UNITED STATES DEPARTMENT OF COMMERCE
United States Patent and Trademark Office
Address: COMMISSIONER FOR PATENTS
P.O. Box 1450
Alexandria, Virginia 22313-1450
www.uspto.gov

Table with 5 columns: APPLICATION NO., FILING DATE, FIRST NAMED INVENTOR, ATTORNEY DOCKET NO., CONFIRMATION NO. Includes application details for Frank Clemente and Fulbright & Jaworski, LLP.

Please find below and/or attached an Office communication concerning this application or proceeding.

The time period for reply, if any, is set in the attached communication.

Office Action Summary	Application No. 11/484,373	Applicant(s) CLEMENTE ET AL.	
	Examiner QUANG V. LE	Art Unit 2622	

-- The MAILING DATE of this communication appears on the cover sheet with the correspondence address --

Period for Reply

A SHORTENED STATUTORY PERIOD FOR REPLY IS SET TO EXPIRE 3 MONTH(S) OR THIRTY (30) DAYS, WHICHEVER IS LONGER, FROM THE MAILING DATE OF THIS COMMUNICATION.

- Extensions of time may be available under the provisions of 37 CFR 1.136(a). In no event, however, may a reply be timely filed after SIX (6) MONTHS from the mailing date of this communication.
- If NO period for reply is specified above, the maximum statutory period will apply and will expire SIX (6) MONTHS from the mailing date of this communication.
- Failure to reply within the set or extended period for reply will, by statute, cause the application to become ABANDONED (35 U.S.C. § 133). Any reply received by the Office later than three months after the mailing date of this communication, even if timely filed, may reduce any earned patent term adjustment. See 37 CFR 1.704(b).

Status

- 1) Responsive to communication(s) filed on 03 June 2009.
- 2a) This action is **FINAL**.
- 2b) This action is non-final.
- 3) Since this application is in condition for allowance except for formal matters, prosecution as to the merits is closed in accordance with the practice under *Ex parte Quayle*, 1935 C.D. 11, 453 O.G. 213.

Disposition of Claims

- 4) Claim(s) 1,3-5,7 and 9-29 is/are pending in the application.
 - 4a) Of the above claim(s) _____ is/are withdrawn from consideration.
- 5) Claim(s) _____ is/are allowed.
- 6) Claim(s) 1,3-5,7 and 9-29 is/are rejected.
- 7) Claim(s) _____ is/are objected to.
- 8) Claim(s) _____ are subject to restriction and/or election requirement.

Application Papers

- 9) The specification is objected to by the Examiner.
- 10) The drawing(s) filed on _____ is/are: a) accepted or b) objected to by the Examiner.
 Applicant may not request that any objection to the drawing(s) be held in abeyance. See 37 CFR 1.85(a).
 Replacement drawing sheet(s) including the correction is required if the drawing(s) is objected to. See 37 CFR 1.121(d).
- 11) The oath or declaration is objected to by the Examiner. Note the attached Office Action or form PTO-152.

Priority under 35 U.S.C. § 119

- 12) Acknowledgment is made of a claim for foreign priority under 35 U.S.C. § 119(a)-(d) or (f).
 - a) All b) Some * c) None of:
 - 1. Certified copies of the priority documents have been received.
 - 2. Certified copies of the priority documents have been received in Application No. _____.
 - 3. Copies of the certified copies of the priority documents have been received in this National Stage application from the International Bureau (PCT Rule 17.2(a)).

* See the attached detailed Office action for a list of the certified copies not received.

Attachment(s)

- 1) Notice of References Cited (PTO-892)
- 2) Notice of Draftsperson's Patent Drawing Review (PTO-948)
- 3) Information Disclosure Statement(s) (PTO/SB/08)
 Paper No(s)/Mail Date _____.
- 4) Interview Summary (PTO-413)
 Paper No(s)/Mail Date. _____.
- 5) Notice of Informal Patent Application
- 6) Other: _____.

DETAILED ACTION

1. This Office Action is in response to the amendment filed on 6/3/2009.
2. **Claims 1, 3-5, 7, 9-29** have been examined and are pending.

Priority

3. Acknowledgment is made of applicant's claim priority benefit under Title 35 U.S.C. 119(e) of US provisional application 60/702470 filed 7/26/2005.

Response to arguments

4. **The finality of the current office action is improper.**

The applicant asserts that the amended independent claim 1 was merely to incorporate the subject matter of dependent claim 2 (canceled) (see page 6 of the remark).

The examiner disagrees with this argument, because the amended claim 1 has also included the limitation "using one of a plurality of available modes" that was not cited in claim 2.

5. **Prior Art Rejections**

Applicant asserts that Kusaka electronic camera does not automatically connect to an image server 181-184, but connects to an intermediary image server (gateway server 160) (see page 7 of the remark)

The examiner disagrees with this argument. Claim 1 cites the limitation "IDC automatically connects to said WSARC over an internet". This limitation does not exclude the IDC to connect to the WSARC through an gateway server.

Applicant asserts that Lu does not teach or suggest that the terminal system connected to the first network will automatically switch to another network when the first network become unavailable

The examiner disagrees with this argument. Claim 1 cites the limitation " The IDC automatically connects to the internet connection using one of a plurality of available modes of connection, which is designated as a primary mode of communication, and wherein said IDC automatically connects to said WSARC using another available mode of communication when said primary mode of communication to said WSARC is unavailable". This limitation does not suggest that the IDC is connected to the primary mode first, then switch to another mode when the primary mode become unavailable. It only cites that the IDC connects to another mode when the primary mode is not available, which is suggested by Lu's teaching.

Applicant's arguments filed on 6/3/2009 regarding the rejection of **claims 1, 3-5, 7, 9-29** have been fully considered but are moot in view of the new ground of rejection set forth in this non-final rejection office action.

Claim Rejections - 35 USC § 103

The following is a quotation of 35 U.S.C. 103(a) which forms the basis for all obviousness rejections set forth in this Office action:

(a) A patent may not be obtained though the invention is not identically disclosed or described as set forth in section 102 of this title, if the differences between the subject matter sought to be patented and the prior art are such that the subject matter as a whole would have been obvious at the time the invention was made to a person having ordinary skill in the art to which said subject matter pertains. Patentability shall not be negated by the manner in which the invention was made.

5. Claims 1, 3, 4, 13 and 27-29 are rejected under 35 U.S.C. 103(a) as being anticipated by Kusaka et al, US Patent Application Publication 2004/0109063, in view of Lu et al, US Patent Application Publication no. 2005/0130611, and further in view of Benoit, US Patent Application Publication 2006/0161960.

As per claim 1 (Previously presented), an integrated Internet camera system has the following limitations, taught by Kusaka:

A website archive and review center (WSARC) for storing and managing images (para 220).

An Internet direct camera (IDC) for capturing an image, automatically transmitting said image to an account associated with said IDC on said WSARC upon image capture (paragraph 0219) and receiving stored image from said WSARC (paragraph 0222).

A display for displaying said captured image and said received image (paragraph 0225).

Kusaka does not disclose the following limitation:

The IDC automatically connects to said WSARC over an Internet connection on power-up.

The IDC connect to the internet connection using one of a plurality of available modes of connection, which is designated as a primary mode of communication, and wherein said IDC automatically connects to said WSARC using another available mode of communication when said primary mode of communication to said WSARC is unavailable.

However, Lu teaches an integrated communications terminal for next generation mobile telecommunication that has the above limitation. Lu teaches a terminal system that searches the network among a plurality of available networks such as wired, wireless LAN or mobile cellular in a preset order upon power on (paragraph 0093). The order can be defined by the user. For example, the wired network is set to be the primary mode of communication. If the wired network is not available, then the next available network such as Wireless LAN will be connected (Paragraph 0065).

Therefore, it would be obvious to one of ordinary skill in the art at the time the invention was made to incorporate the integrated mode of communication taught by Lu into Kusaka internet camera system so as to provide an All-in-one integrated personal communicator at both home and office or on-the-move (Lu: paragraph 0041).

Kusaka in view of Lu does not teach the following limitation:

Art Unit: 2622

The IDC automatically connects to said WSARC over an Internet connection on power-up.

However, Benoit teaches a network security system that consists of a network of wireless IP camera(s) that automatically configure and connect to a server through the internet connection (paragraphs 0012, 0016 and 0040)

Therefore, it would be obvious to one of ordinary skill in the art at the time the invention was made to incorporate the auto configure and connect to the server as taught by Benoit into the Integrated Internet Camera system taught by Kusaka in view of Lu so that a novice users without network experience can operate and maintain the system (Benoit paragraph 0006).

As per claim 3 (Original), Kusaka in view of Lu, further in view of Benoit teaches the system of claim 1, Kusaka further teaches wherein said IDC comprises a storage device **77** for locally storing said captured image and said received image; and wherein said storage device stores said captured image only when said IDC loses said connection with said WSARC **S306** (paragraph 0247 and figure 18).

As per claim 4 (Original), Kusaka in view of Lu, further in view of Benoit teaches the system of claim 3, Kusaka further teaches wherein said stored image is transmitted to said WSARC when said IDC re-establishes said connection with said WSARC (paragraph 0247 and figure 18).

Art Unit: 2622

As per claim 13 (Original), Kusaka in view of Lu, further in view of Benoit teaches the system of claim 1, Kusaka further teaches the system comprising a plurality of IDCs for connecting users located in different locations (paragraph 0238 and figure 6).

As per claim 27 (Previously Presented), Kusaka in view of Lu, further in view of Benoit teaches the system of claim 1, Lu further teaches wherein said plurality of available modes of connection is selected from a group consisting of: a land line (para 0065), DSL (para 0099), cable (para 0099), satellite (para 0033), wireless network (para 0065), cellular (para 0065), Wi-Fi (para 0082). *Wi-Max is an obvious variation of Wi-Fi.*

As per claim 28 (Previously Presented) Kusaka in view of Lu, further in view of Benoit teaches the system of claim 1, Lu further teaches wherein said primary mode can be changed to another available modes of communication by a registered user of said IDC (para 0065). *The search order can be redefined by the user implies that the first mode or primary mode can be defined by the user.*

As per claim 29 (Previously Presented), Kusaka in view of Lu, further in view of Benoit teaches the system of claim 1, Lu further teaches wherein said another mode of available communication is selected by a registered user of said IDC (para 0065). *The search order can be redefined by the user implies that the any other mode of*

operation can be defined by the user.

6. Claims 10, 14-19, 22-24 are rejected under 35 U.S.C. 103(a) as being anticipated by Kusaka et al, US Patent Application Publication 2004/0109063, in view of Lu et al, US Patent Application Publication no. 2005/0130611, further in view of Benoit, US Patent Application Publication 2006/0161960, and further in view of Minatogawa, US Patent Application Publication 2005/0213147.

As per claim 16 (Previously Presented), this claim recites all the limitations in claim 1 as taught by Kusaka in view of Lu, further in view of Benoit and the following limitation that is not taught by them:

WSARC is operable to send images received from said IDC to one or more IDCs selected by a registered user associated with said IDC (paragraph 0220 and 0256).

However, Minatogawa teaches an image file sharing method that includes a center server **60** and a plurality of user cameras **1a, 1b** with their associate computers **50a** and **50b**. These cameras can be set up to share images with other registered cameras through the center server **60**. A camera can initiate a request a image group name and select the images to be sent to the other cameras in the group (paragraph 0114, 0115, 0117, 0128-0131, 0139, 0140 and 0144-0146). In effect, the server **60** can send the images received from a user camera to a series of registered cameras as selected by that user camera as cited in the claim.

Art Unit: 2622

Therefore, it would be obvious to one of ordinary skill in the art at the time the invention was made to incorporate the file sharing method as taught by Minatogawa into the Integrated Internet Camera system as taught by Kusaka in view of Lu, further in view of Benoit so as to provide a more secure way of image sharing and the users can protect their privacy.

As per claim 10 (Previously Presented), Kusaka in view of Lu, in view of Benoit and further in view of Minatogawa teaches the system of claim 16, Kusaka further teaches wherein said display of said IDC comprises a touch pad **66** for entering a command, a text or labeling images (paragraph 0227).

As per claim 14 (Previously Presented), Kusaka in view of Lu, in view of Benoit and further in view of Minatogawa teaches the system of claim 16, Kusaka further teaches wherein said WSARC is operable to organize the images by event, date or name (paragraph 0267).

As per claim 15 (Previously Presented), Kusaka in view of Lu, in view of Benoit and further in view of Minatogawa teaches the system of claim 16, Kusaka further teaches wherein said each of said IDC comprises a SIM card associated with a registered user of said WSARC (paragraph 0220,” The gateway server 160 has a built-in wireless portable telephone function, and upon receiving the image file, camera identification information and user identification information from the electronic camera

Art Unit: 2622

100 by means of the wireless portable telephone function, it appends image identification information (an image file name) to the image file, selects an image server having a album with available capacity corresponding to the user identification information from among image servers 181 through 184”). *Kusaka’s camera uses an equivalent method of identification as the SIM card.*

As per claim 17 (Previously Presented), Kusaka in view of Lu, in view of Benoit and further in view of Minatogawa teaches the system of claim 16, Lu further teaches the IDC comprises a web browser (paragraph 0041).

As per claim 18 (Previously Presented), Kusaka in view of Lu, in view of Benoit and further in view of Minatogawa teaches the system of claim 16, Lu further teaches the IDC is operable to support voice over IP over said connection (paragraph 0083).

As per claim 19 (Previously Presented), Kusaka in view of Lu, in view of Benoit and further in view of Minatogawa teaches the system of claim 16, Kusaka further teaches wherein said account is associated with a registered user of said WSARC and said images in said account can be viewed by any user given privilege to view by said registered user (paragraph 0256).

As per claim 22 (Previously Presented), Kusaka in view of Lu, in view of Benoit and further in view of Minatogawa teaches the system of claim 16, Kusaka

Art Unit: 2622

further teaches wherein said IDC comprises an image pickup, an optical module (paragraph 0224) for forming an image on the image pickup, and an image capturing module for capturing digital images from said image pickup (paragraph 0231).

As per claim 23 (Original), Kusaka in view of Lu, in view of Benoit and further in view of Minatogawa teaches the system of claim 22, Kusaka further teaches wherein said optical module comprises an auto-focus optical system (paragraph 0233 ,“ The capture control circuit 60 analyzes the extent of the high frequency component of the digital data stored in the capture buffer memory 59 and detects the state of focus adjustment of the photographic lens 10, and performs focus adjustment of the photographic lens 10 by means of the lens drive circuit 52 in accordance with the detection results”).

As per claim 24 (Previously Presented), Kusaka in view of Lu, in view of Benoit and further in view of Minatogawa teaches the system of claim 16, Kusaka further teaches wherein said IDC is a portable camera (paragraph 0261,“in that case the electronic camera 100 can be configured as a portable telephone with a camera”).

7. **Claims 5 and 7** are rejected under 35 U.S.C. 103(a) as being unpatentable over Kusaka in view of Lu, further in view of Benoit as applied to claims 1 above, further in view of Lavelle et al. US Patent 7,333,785.

As per claim 5 (Previously Presented), Kusaka in view of Lu, further in view of Benoit teaches the system of claim 1, they do not disclose wherein said IDC comprises an internal or rechargeable battery to power said IDC.

However, Lavelle teaches a power management for wireless devices that require an alkaline or rechargeable batteries as their power source (col 1, lines 43-44).

Therefore, it would be obvious to one of ordinary skill in the art at the time the invention was made to power the internet camera system taught by Kusaka in view of Lu, further in view of Benoit with the rechargeable battery as taught by Lavelle in order to make the camera portable and independent of the power plug.

As per claim 7 (Previously Presented), Kusaka in view of Lu, in view of Benoit, further in view of Lavelle teaches the system of claim 5, Lavelle further teaches the following limitations:

The IDC alerts said WSARC or a registered user associated with said IDC when the power of said internal or rechargeable battery is below a predetermined threshold.

Lavelle teaches a power management for wireless devices that include cameras that send warning to the user when the battery is getting below a predefined level (col 12, lines 39-54).

Therefore, it would be obvious to one of ordinary skill in the art at the time the invention was made to apply Lavelle power management to Kusaka in view of Lu, in view of Benoit internet camera system in order to prevent the lost of images and data due to low battery failure.

8. **Claims 9, 20, 25 and 26** are rejected under 35 U.S.C. 103(a) as being unpatentable over Kusaka in view of Lu, further in view of Benoit as applied to claims 1 above, further in view of Mullis, US Patent No. 5,825,413.

As per claim 9 (Original), Kusaka in view of Lu, further in view of Benoit teaches the system of claim 1, but they fail to disclose wherein said IDC comprises a motion sensor and is operable to record only when a motion is detected by said motion sensor.

However, in an analogous art, Mullis teaches a surveillance system with cameras that only record when motion is detected (col 2, lines 7-22).

Therefore, it would be obvious to one of ordinary skill in the art at the time the invention was made to apply motion sensor recording of Mullis to Kusaka in view of Lu, further in view of Benoit internet camera system so as to provide an image transmission system that only captures images when there is motion in the surrounding area. Such internet camera system can be useful for surveillance system.

As per claim 20 (Original), Kusaka in view of Lu, further in view of Benoit teaches the system of claim 1, but they fail to disclose wherein said IDC comprises an infrared or UV sensor to record infrared or UV images.

However, in an analogous art, Mullis teaches a surveillance system with infrared cameras (sensor) (col 1, lines 44-53).

Therefore, it would be obvious to one of ordinary skill in the art at the time the invention was made to apply infrared motion sensor camera of Mullis to Kusaka in view of Lu, further in view of Benoit internet camera system so as to provide an image transmission system that can detect motion in the infrared range. Such system can be useful as an active surveillance system when coupled with infrared generator that illuminates the detection area with infrared light.

As per claim 25 (Original), Kusaka in view of Lu, further in view of Benoit teaches the system of claim 1, but they fails to disclose wherein said IDC is a stationary camera under the control of said WSARC.

However, in an analogous art, Mullis teaches a surveillance system comprises a video camera set with a fixed Field of View (figure 1A and col 2, lines 9-11)

Therefore, it would be obvious to one of ordinary skill in the art at the time the invention was made to apply Mullis fixed camera setting to Kusaka in view of Lu, further in view of Benoit internet camera system so as to provide an image transmission system equipped with hand free image capture devices. Such system would be useful for unattended surveillance system.

As per claim 26 (Original), Kusaka in view of Lu, further in view of Benoit teaches the system of claim 1, but they fail to disclose the system further comprising a mounting device for mounting said IDC and operable to rotate or pivot said IDC, thereby enabling an operator to remotely control said IDC.

However, in an analogous art, Mullis teaches a surveillance system with a remotely controlled video camera mounting having a horizontal panning unit and a tilting unit (col 4, lines 35-38)

Therefore, it would be obvious to one of ordinary skill in the art at the time the invention was made to apply Mullis remotely controlled camera to Kusaka in view of Lu, further in view of Benoit internet camera system so as to provide an image transmission system equipped with cameras that can remotely controlled by a user. Such system would be useful for remote surveillance system.

9. Claim 11 is rejected under 35 U.S.C. 103(a) as being unpatentable over Kusaka in view of Lu, further in view of Benoit as applied to claims 1 above, further in view of Kapoor, US Patent Application Publication 2005/0102167.

As per claim 11 (Original), Kusaka in view of Lu, further in view of Benoit teaches the system of claim 1, but they fail to disclose wherein said WSARC sends an email message to a predetermined email address associated with said IDC when said connection to said IDC is lost.

However, in an analogous art, Kapoor teaches a wireless data communication where the server informs the users using email when the network connection is lost (paragraph 0061).

Therefore, it would be obvious to one of ordinary skill in the art at the time the invention was made to apply email alert from Kapoor to Kusaka in view of Lu, further in view of Benoit's image transmission system so as to provide a reliable image transmission system that would alert the user of broken connection. Such system will prevent lost of images and data due to interruption of network connection.

10. Claim 12 is rejected under 35 U.S.C. 103(a) as being unpatentable over Kusaka in view of Lu, further in view of Benoit as applied to claims 1 above, further in view of Ozaki et al. US Patent No. 6,239,833.

As per claim 12 (Original), Kusaka in view of Lu, further in view of Benoit teaches the system of claim 1, but they fail to disclose the system further comprising a plurality of IDCs for monitoring a building, each IDC monitoring different parts of said building.

However, in an analogous art, Ozaki teaches a remote image monitoring system that use a plurality of camera to monitor a building. The camera system is also connected to the internet (col 4, lines 54 - col 5, line 1).

Therefore, it would be obvious to one of ordinary skill in the art at the time the invention was made to apply Ozaki monitoring system to Kusaka in view of Lu, further in view of Benoit internet camera system so as to provide a surveillance system that can be controlled and monitored remotely through the internet.

11. Claim 21 is rejected under 35 U.S.C. 103(a) as being unpatentable over Kusaka in view of Lu, further in view of Benoit as applied to claims 1 above, further in view of Thompson et al., US Patent No. 6,744,467.

As per claim 21 (Original), Kusaka in view of Lu, further in view of Benoit teaches the system of claim 1, but they fail to disclose the system further comprising a scope-shaped attachment to said IDC, which provides specialized lighting to record fine cracks and crevices in a machine or a building.

However, Thompson teaches a video-scope camera with a scope-shaped attachment equipped with high intensity light that illuminate the area the camera is pointed (col 5, lines 59-65). Thompson's camera is used to monitor and record aircraft's defective parts (col 14, lines 32-53). This function is equivalent to the recording of cracks and crevices in a machine as cited in the claim.

Therefore, it would be obvious to one of ordinary skill in the art at the time the invention was made to incorporate Thompson video-scope into Kusaka in view of Lu, further in view of Benoit's internet camera system so as to add a remote equipment

Art Unit: 2622

monitoring and recording function to the system. Such system can be used to monitor equipment malfunction without user's presence.

Examiner's Note

The Examiner cites particular figures, paragraphs, columns and line numbers in the reference(s), as applied to the claims above. Although the particular citations are representative teachings and are applied to specific limitations within the claims, other passages, internally cited references, and figures may also apply. In preparing a response, it is respectfully requested that the Applicant fully consider the references, in their entirety, as potentially disclosing or teaching all or part of the claimed invention, as well as fully consider the context of the passage as taught by the reference(s) or as disclosed by the Examiner.

Conclusion

12. The prior arts made of record and not relied upon are considered pertinent to applicant's disclosure:

Creamer; Rob et al.	(US 6930709 B1)	Integrated internet/intranet camera
Suzuki; Katsuyoshi	(US 6980232 B2)	Image transmitting Internet camera
Yamagishi; Yoichi	(US 7272641 B2)	Image information managing system

Art Unit: 2622

- Petermann; Jerry** (US 7395056 B2) Time-shared full duplex protocol for use with a wireless communications system with artificial intelligence-based distributive call routing
- Bhesania; Firdosh K. et al.** (US 20060290326 A1) Protocols for reporting power status over multiple buses
- Palmerio, Robert R.** (US 20040250288 A1) Method and apparatus for storing surveillance films
- Ritter; Rudolf** (US 20060150211 A1) Method and terminal for limited-access receiving of data as well as remote server
- Verkama, Markku** (US 20010005840 A1) Authentication in a telecommunications network
- Petermann, Jerry W.** (US 20050096034 A1) Wireless communications device with artificial intelligence-based distributive call routing

Any inquiry concerning this communication or earlier communications from the examiner should be directed to Quang V. Le whose telephone number is (571) 270-5014. The examiner can normally be reached on Monday through Friday 8:30am-5:00pm.

If attempts to reach the examiner by telephone are unsuccessful, the examiner's supervisor David Ometz can be reached on (571)272-7593. The fax phone number for the organization where this application or proceeding is assigned is 571-273-8300.

Art Unit: 2622

Information regarding the status of an application may be obtained from the Patent Application Information Retrieval (PAIR) system. Status information for published applications may be obtained from either Private PAIR or Public PAIR. Status information for unpublished applications is available through Private PAIR only. For more information about the PAIR system, see <http://pair-direct.uspto.gov>. Should you have questions on access to the Private PAIR system, contact the Electronic Business Center (EBC) at 866-217-9197 (toll-free). If you would like assistance from a USPTO Customer Service Representative or access to the automated information system, call 800-786-9199 (IN USA OR CANADA) or 571-272-1000.

/David L. Ometz/
Supervisory Patent Examiner, Art
Unit 2622

/Quang Le/
Patent Examiner
Art Unit 2622

Notice of References Cited	Application/Control No. 11/484,373	Applicant(s)/Patent Under Reexamination CLEMENTE ET AL.	
	Examiner QUANG V. LE	Art Unit 2622	Page 1 of 1

U.S. PATENT DOCUMENTS

*	Document Number Country Code-Number-Kind Code	Date MM-YYYY	Name	Classification
*	A US-2005/0213147 A1	09-2005	Minatogawa, Hiroshi	358/001.15
*	B US-2006/0161960 A1	07-2006	Benoit, Brian V.	725/105
	C US-			
	D US-			
	E US-			
	F US-			
	G US-			
	H US-			
	I US-			
	J US-			
	K US-			
	L US-			
	M US-			


FOREIGN PATENT DOCUMENTS

*	Document Number Country Code-Number-Kind Code	Date MM-YYYY	Country	Name	Classification
	N				
	O				
	P				
	Q				
	R				
	S				
	T				

NON-PATENT DOCUMENTS

*	Document Number Country Code-Number-Kind Code	Date MM-YYYY	Country	Name	Classification
	Include as applicable: Author, Title Date, Publisher, Edition or Volume, Pertinent Pages)				
	U				
	V				
	W				
	X				

*A copy of this reference is not being furnished with this Office action. (See MPEP § 707.05(a).)
Dates in MM-YYYY format are publication dates. Classifications may be US or foreign.

Search Notes 	Application/Control No. 11484373	Applicant(s)/Patent Under Reexamination CLEMENTE ET AL.
	Examiner QUANG V LE	Art Unit 2622

SEARCHED			
Class	Subclass	Date	Examiner
348	207.1	12/4/2008	QLe

SEARCH NOTES		
Search Notes	Date	Examiner
Class/subclass combined with text searches	12/4/2008	QLe
EAST and google searches	12/4/2008	QLe
Inventor and assignee name searches for double patent	12/4/2008	QLe
Updated Searches in EAST and Google	3/30/2009	QLe
Updated Searches in EAST and Google	6/10/09	QLe

INTERFERENCE SEARCH			
Class	Subclass	Date	Examiner

--	--



UNITED STATES PATENT AND TRADEMARK OFFICE

UNITED STATES DEPARTMENT OF COMMERCE
 United States Patent and Trademark Office
 Address: COMMISSIONER FOR PATENTS
 P.O. Box 1450
 Alexandria, Virginia 22313-1450
 www.uspto.gov

BIB DATA SHEET

CONFIRMATION NO. 8920

SERIAL NUMBER 11/484,373	FILING or 371(c) DATE 07/11/2006 RULE	CLASS 348	GROUP ART UNIT 2622	ATTORNEY DOCKET NO. NY-CLEM 201-US1 (10508190)	
APPLICANTS Frank Clemente, Brooklyn, NY; Ted Feaser, Staten Island, NY;					
** CONTINUING DATA ***** This appln claims benefit of 60/702,470 07/26/2005					
** FOREIGN APPLICATIONS *****					
** IF REQUIRED, FOREIGN FILING LICENSE GRANTED ** ** SMALL ENTITY ** 07/31/2006					
Foreign Priority claimed <input checked="" type="checkbox"/> Yes <input type="checkbox"/> No 35 USC 119(a-d) conditions met <input checked="" type="checkbox"/> Yes <input type="checkbox"/> No Verified and Acknowledged <u>/QUANG V LE/</u> Examiner's Signature	<input type="checkbox"/> Met after Allowance Initials	STATE OR COUNTRY NY	SHEETS DRAWINGS 2	TOTAL CLAIMS 26	INDEPENDENT CLAIMS 1
ADDRESS FULBRIGHT & JAWORSKI, LLP 666 FIFTH AVE NEW YORK, NY 10103-3198 UNITED STATES					
TITLE Integrated internet camera system					
FILING FEE RECEIVED 650	FEES: Authority has been given in Paper No. _____ to charge/credit DEPOSIT ACCOUNT No. _____ for following:		<input type="checkbox"/> All Fees <input type="checkbox"/> 1.16 Fees (Filing) <input type="checkbox"/> 1.17 Fees (Processing Ext. of time) <input type="checkbox"/> 1.18 Fees (Issue) <input type="checkbox"/> Other _____ <input type="checkbox"/> Credit		

EAST Search History

Ref #	Hits	Search Query	DBs	Default Operator	Plurals	Time Stamp
S1	36	(("20050149979") or ("20050146610") or ("20050146609") or ("20050055727") or ("20050144653") or ("20050146621") or ("20050014493") or ("20040109063") or ("20040070670") or ("20020053087") or ("20010024232") or ("20010017655") or ("6,882,326") or ("6,763,226") or ("20020013815") or ("20020143769") or ("20030020811") or ("20040152440") or ("20050057649") or ("20050099519") or ("20050078189")).PN.	US-PGPUB; USPAT; USOCR; FPRS; EPO; JPO; DERWENT; IBM_TDB	OR	OFF	2008/11/25 13:41
S2	10	(("20020164945") or ("5027150") or ("6636259") or ("6658091") or ("5994699")).PN.	US-PGPUB; USPAT; USOCR; FPRS; EPO; JPO; DERWENT; IBM_TDB	OR	OFF	2008/11/25 13:44
S3	2	("20070028277").PN.	US-PGPUB; USPAT; USOCR; FPRS; EPO; JPO; DERWENT; IBM_TDB	OR	OFF	2008/11/25 13:45
S4	0	archive same review same center and S1	US-PGPUB; USPAT; USOCR; FPRS; EPO; JPO; DERWENT; IBM_TDB	OR	OFF	2008/11/25 13:58
S5	0	archive same review same center and S2	US-PGPUB; USPAT; USOCR; FPRS; EPO; JPO; DERWENT; IBM_TDB	OR	OFF	2008/11/25 13:58

S6	2	archive same review same center and "20070028277"	US-PGPUB; USPAT; USOCR; FPRS; EPO; JPO; DERWENT; IBM_TDB	OR	OFF	2008/11/25 13:58
S7	0	stor@4 same manag\$4 same image and S1	US-PGPUB; USPAT; USOCR; FPRS; EPO; JPO; DERWENT; IBM_TDB	OR	OFF	2008/11/25 13:59
S8	0	stor@4 same manag\$4 same image and S2	US-PGPUB; USPAT; USOCR; FPRS; EPO; JPO; DERWENT; IBM_TDB	OR	OFF	2008/11/25 13:59
S9	0	stor@4 same managing same image and S2	US-PGPUB; USPAT; USOCR; FPRS; EPO; JPO; DERWENT; IBM_TDB	OR	OFF	2008/11/25 14:00
S10	0	storing same managing same image and S2	US-PGPUB; USPAT; USOCR; FPRS; EPO; JPO; DERWENT; IBM_TDB	OR	OFF	2008/11/25 14:00
S11	1	storing same managing same image and S1	US-PGPUB; USPAT; USOCR; FPRS; EPO; JPO; DERWENT; IBM_TDB	OR	OFF	2008/11/25 14:00
S12	2	("6636259").PN.	US-PGPUB; USPAT; USOCR; FPRS; EPO; JPO; DERWENT; IBM_TDB	OR	OFF	2008/12/02 10:55
S13	2	("6930709").PN.	US-PGPUB; USPAT; USOCR; FPRS; EPO; JPO; DERWENT; IBM_TDB	OR	OFF	2008/12/02 11:02

S14	2	("6980232").PN.	US-PGPUB; USPAT; USOCR; FPRS; EPO; JPO; DERWENT; IBM_TDB	OR	OFF	2008/12/02 11:05
S15	2	("7231359").PN.	US-PGPUB; USPAT; USOCR; FPRS; EPO; JPO; DERWENT; IBM_TDB	OR	OFF	2008/12/02 11:07
S16	2	("7272641").PN.	US-PGPUB; USPAT; USOCR; FPRS; EPO; JPO; DERWENT; IBM_TDB	OR	OFF	2008/12/02 11:10
S17	1	(US-20040109063-\$).did.	US-PGPUB	OR	OFF	2008/12/02 12:04
S18	45	(US-20050149979-\$ or US-20050146621-\$ or US-20050146610-\$ or US-20050146609-\$ or US-20050144653-\$ or US-20050099519-\$ or US-20050078189-\$ or US-20050057649-\$ or US-20050055727-\$ or US-20050014493-\$ or US-20040152440-\$ or US-20040070670-\$ or US-20030020811-\$ or US-20020143769-\$ or US-20020053087-\$ or US-20020013815-\$ or US-20010024232-\$ or US-20010017655-\$ or US-20020164945-\$).did. or (US-6882326-\$ or US-6763226-\$ or US-6658091-\$ or US-6636259-\$ or US-5994699-\$ or US-5027150-\$).did. or (US-20050057649-\$ or US-20050014493-\$ or US-20040152440-\$ or US-20040070670-\$ or JP-2004046313-\$ or WO-2004014050-\$ or WO-03024094-\$ or GB-2378078-\$ or EP-1271286-\$ or US-20020143769-\$ or US-20020053087-\$ or	US-PGPUB; USPAT; DERWENT	OR	OFF	2008/12/02 12:05

		US-20020013815-\$ or US-20010017655-\$ or JP-2001230962-\$ or JP-2000134522-\$ or US-6658091-\$ or US-20020164945-\$ or WO-0209435-\$ or JP-10153490-\$ or JP-01283529-\$).did.				
S19	1	secondary near5 mode and S18	US-PGPUB; USPAT; USOCR; FPRS; EPO; JPO; DERWENT; IBM_TDB	OR	OFF	2008/12/02 12:05
S20	33	secondary near5 mode same camera same mode same (connect\$4 or communicat\$4)	US-PGPUB; USPAT; USOCR; FPRS; EPO; JPO; DERWENT; IBM_TDB	OR	OFF	2008/12/02 12:07
S21	0	battery same warn\$4 same (threshold or level) and S18	US-PGPUB; USPAT; USOCR; FPRS; EPO; JPO; DERWENT; IBM_TDB	OR	OFF	2008/12/02 14:05
S22	36	((("20050149979") or ("20050146610") or ("20050146609") or ("20050055727") or ("20050144653") or ("20050146621") or ("20050014493") or ("20040109063") or ("20040070670") or ("20020053087") or ("20010024232") or ("20010017655") or ("6,882,326") or ("6,763,226") or ("20020013815") or ("20020143769") or ("20030020811") or ("20040152440") or ("20050057649") or ("20050099519") or ("20050078189")).PN.	US-PGPUB; USPAT; USOCR; FPRS; EPO; JPO; DERWENT; IBM_TDB	OR	OFF	2008/12/02 14:05

S23	0	battery same warn\$4 same (threshold or level) and S22	US-PGPUB; USPAT; USOCR; FPRS; EPO; JPO; DERWENT; IBM_TDB	OR	OFF	2008/12/02 14:05
S24	0	battery same warn\$4 and S22	US-PGPUB; USPAT; USOCR; FPRS; EPO; JPO; DERWENT; IBM_TDB	OR	OFF	2008/12/02 14:05
S25	0	battery same warn\$4 and S18	US-PGPUB; USPAT; USOCR; FPRS; EPO; JPO; DERWENT; IBM_TDB	OR	OFF	2008/12/02 14:05
S26	5	battery and S18	US-PGPUB; USPAT; USOCR; FPRS; EPO; JPO; DERWENT; IBM_TDB	OR	OFF	2008/12/02 14:06
S27	2	battery and S22	US-PGPUB; USPAT; USOCR; FPRS; EPO; JPO; DERWENT; IBM_TDB	OR	OFF	2008/12/02 14:06
S28	0	internet near5 camera same battery same threshold	US-PGPUB; USPAT; USOCR; FPRS; EPO; JPO; DERWENT; IBM_TDB	OR	OFF	2008/12/02 14:07
S29	472	low same battery same warning and camera	US-PGPUB; USPAT; USOCR; FPRS; EPO; JPO; DERWENT; IBM_TDB	OR	OFF	2008/12/02 14:13
S30	68	low same battery same warning and camera same network	US-PGPUB; USPAT; USOCR; FPRS; EPO; JPO; DERWENT; IBM_TDB	OR	OFF	2008/12/02 14:13

S31	2	("5825413").PN.	US-PGPUB; USPAT; USOCR; FPRS; EPO; JPO; DERWENT; IBM_TDB	OR	OFF	2008/12/02 15:13
S32	2	("5818519").PN.	US-PGPUB; USPAT; USOCR; FPRS; EPO; JPO; DERWENT; IBM_TDB	OR	OFF	2008/12/02 15:54
S33	2	("20050259715").PN.	US-PGPUB; USPAT; USOCR; FPRS; EPO; JPO; DERWENT; IBM_TDB	OR	OFF	2008/12/02 16:04
S34	2	("7272253").PN.	US-PGPUB; USPAT; USOCR; FPRS; EPO; JPO; DERWENT; IBM_TDB	OR	OFF	2008/12/02 16:09
S35	4	("7107278").PN.	US-PGPUB; USPAT; USOCR; FPRS; EPO; JPO; DERWENT; IBM_TDB	OR	OFF	2008/12/02 16:10
S36	2	("6204760").PN.	US-PGPUB; USPAT; USOCR; FPRS; EPO; JPO; DERWENT; IBM_TDB	OR	OFF	2008/12/02 16:13
S37	695	camera same monitor same building	US-PGPUB; USPAT; USOCR; FPRS; EPO; JPO; DERWENT; IBM_TDB	OR	OFF	2008/12/02 16:20
S38	42	internet same camera same monitor same building	US-PGPUB; USPAT; USOCR; FPRS; EPO; JPO; DERWENT; IBM_TDB	OR	OFF	2008/12/02 16:21

S39	0	internet same camera same monitor same building same crack	US-PGPUB; USPAT; USOCR; FPRS; EPO; JPO; DERWENT; IBM_TDB	OR	OFF	2008/12/02 16:21
S40	0	internet same camera same monitor same building and crack	US-PGPUB; USPAT; USOCR; FPRS; EPO; JPO; DERWENT; IBM_TDB	OR	OFF	2008/12/02 16:21
S41	1	"20040109063" and user same location	US-PGPUB; USPAT; USOCR; FPRS; EPO; JPO; DERWENT; IBM_TDB	OR	OFF	2008/12/02 16:45
S42	118	email same connection same lost	US-PGPUB; USPAT; USOCR; FPRS; EPO; JPO; DERWENT; IBM_TDB	OR	OFF	2008/12/02 16:59
S43	23	email same connection same lost and camera	US-PGPUB; USPAT; USOCR; FPRS; EPO; JPO; DERWENT; IBM_TDB	OR	OFF	2008/12/02 16:59
S44	15	internet same camera same (secondary or backup) same mode	US-PGPUB; USPAT; USOCR; FPRS; EPO; JPO; DERWENT; IBM_TDB	OR	OFF	2008/12/02 20:35
S45	1	internet same camera same (secondary or backup) same mode same availabl\$4	US-PGPUB; USPAT; USOCR; FPRS; EPO; JPO; DERWENT; IBM_TDB	OR	OFF	2008/12/02 20:41
S46	67	internet same camera same switch same mode	US-PGPUB; USPAT; USOCR; FPRS; EPO; JPO; DERWENT; IBM_TDB	OR	OFF	2008/12/02 20:46

S47	8	internet same camera same roam\$4 same mode	US-PGPUB; USPAT; USOCR; FPRS; EPO; JPO; DERWENT; IBM_TDB	OR	OFF	2008/12/02 20:49
S48	14	internet same camera same SIM near3 card	US-PGPUB; USPAT; USOCR; FPRS; EPO; JPO; DERWENT; IBM_TDB	OR	OFF	2008/12/02 20:51
S49	5	(US-20050102167-\$).did. or (US-7272641-\$ or US- 7333785-\$ or US-5825413- \$ or US-6239833-\$).did.	US-PGPUB; USPAT	OR	OFF	2008/12/02 20:54
S50	0	sim and S49	US-PGPUB; USPAT; USOCR; FPRS; EPO; JPO; DERWENT; IBM_TDB	OR	OFF	2008/12/02 20:54
S51	3	identification and S49	US-PGPUB; USPAT; USOCR; FPRS; EPO; JPO; DERWENT; IBM_TDB	OR	OFF	2008/12/02 20:55
S52	45	(US-20050149979-\$ or US- 20050146621-\$ or US- 20050146610-\$ or US- 20050146609-\$ or US- 20050144653-\$ or US- 20050099519-\$ or US- 20050078189-\$ or US- 20050057649-\$ or US- 20050055727-\$ or US- 20050014493-\$ or US- 20040152440-\$ or US- 20040070670-\$ or US- 20030020811-\$ or US- 20020143769-\$ or US- 20020053087-\$ or US- 20020013815-\$ or US- 20010024232-\$ or US- 20010017655-\$ or US- 20020164945-\$).did. or (US-6882326-\$ or US- 6763226-\$ or US-6658091- \$ or US-6636259-\$ or US- 5994699-\$ or US-5027150- \$).did. or (US- 20050057649-\$ or US-	US-PGPUB; USPAT; DERWENT	OR	OFF	2008/12/02 20:56

		20050014493-\$ or US-20040152440-\$ or US-20040070670-\$ or JP-2004046313-\$ or WO-2004014050-\$ or WO-03024094-\$ or GB-2378078-\$ or EP-1271286-\$ or US-20020143769-\$ or US-20020053087-\$ or US-20020013815-\$ or US-20010017655-\$ or JP-2001230962-\$ or JP-2000134522-\$ or US-6658091-\$ or US-20020164945-\$ or WO-0209435-\$ or JP-10153490-\$ or JP-01283529-\$).did.				
S53	0	sim and S52	US-PGPUB; USPAT; USOCR; FPRS; EPO; JPO; DERWENT; IBM_TDB	OR	OFF	2008/12/02 20:57
S54	1	"20010005840" and sim same camera	US-PGPUB; USPAT; USOCR; FPRS; EPO; JPO; DERWENT; IBM_TDB	OR	OFF	2008/12/02 21:05
S55	1	"20010005840" and sim same camera same internet	US-PGPUB; USPAT; USOCR; FPRS; EPO; JPO; DERWENT; IBM_TDB	OR	OFF	2008/12/02 21:06
S56	425	camera same sim near3 card	US-PGPUB; USPAT; USOCR; FPRS; EPO; JPO; DERWENT; IBM_TDB	OR	OFF	2008/12/02 21:11
S57	14	internet same camera same sim near3 card	US-PGPUB; USPAT; USOCR; FPRS; EPO; JPO; DERWENT; IBM_TDB	OR	OFF	2008/12/02 21:11

S58	574	internet same camera same web near3 browser	US-PGPUB; USPAT; USOCR; FPRS; EPO; JPO; DERWENT; IBM_TDB	OR	OFF	2008/12/02 21:27
S59	47	internet near3 camera same web near3 browser	US-PGPUB; USPAT; USOCR; FPRS; EPO; JPO; DERWENT; IBM_TDB	OR	OFF	2008/12/02 21:27
S60	2	("6567122").PN.	US-PGPUB; USPAT; USOCR; FPRS; EPO; JPO; DERWENT; IBM_TDB	OR	OFF	2008/12/03 09:03
S61	2	("20030227540").PN.	US-PGPUB; USPAT; USOCR; FPRS; EPO; JPO; DERWENT; IBM_TDB	OR	OFF	2008/12/03 09:16
S62	427	camera same detect\$4 same crack	US-PGPUB; USPAT; USOCR; FPRS; EPO; JPO; DERWENT; IBM_TDB	OR	OFF	2008/12/03 09:47
S63	37	camera same detect\$4 same crack same (wall or ceiling or building or house)	US-PGPUB; USPAT; USOCR; FPRS; EPO; JPO; DERWENT; IBM_TDB	OR	OFF	2008/12/03 09:47
S64	0	APPARATUS with FOR with INSPECTING with WALL with SURFACE	US-PGPUB; USPAT; USOCR; FPRS; EPO; JPO; DERWENT; IBM_TDB	OR	OFF	2008/12/03 09:58
S65	101	APPARATUS with INSPECTING with WALL with SURFACE	US-PGPUB; USPAT; USOCR; FPRS; EPO; JPO; DERWENT; IBM_TDB	OR	OFF	2008/12/03 09:58

S66	5	APPARATUS with INSPECTING with WALL with SURFACE.ti.	US-PGPUB; USPAT; USOCR; FPRS; EPO; JPO; DERWENT; IBM_TDB	OR	OFF	2008/12/03 09:58
S67	21	APPARATUS with INSPECTING with WALL with SURFACE and camera	US-PGPUB; USPAT; USOCR; FPRS; EPO; JPO; DERWENT; IBM_TDB	OR	OFF	2008/12/03 09:59
S68	45	(US-20050149979-\$ or US-20050146621-\$ or US-20050146610-\$ or US-20050146609-\$ or US-20050144653-\$ or US-20050099519-\$ or US-20050078189-\$ or US-20050057649-\$ or US-20050055727-\$ or US-20050014493-\$ or US-20040152440-\$ or US-20040070670-\$ or US-20030020811-\$ or US-20020143769-\$ or US-20020053087-\$ or US-20020013815-\$ or US-20010024232-\$ or US-20010017655-\$ or US-20020164945-\$).did. or (US-6882326-\$ or US-6763226-\$ or US-6658091-\$ or US-6636259-\$ or US-5994699-\$ or US-5027150-\$).did. or (US-20050057649-\$ or US-20050014493-\$ or US-20040152440-\$ or US-20040070670-\$ or JP-2004046313-\$ or WO-2004014050-\$ or WO-03024094-\$ or GB-2378078-\$ or EP-1271286-\$ or US-20020143769-\$ or US-20020053087-\$ or US-20020013815-\$ or US-20010017655-\$ or JP-2001230962-\$ or JP-2000134522-\$ or US-6658091-\$ or US-20020164945-\$ or WO-0209435-\$ or JP-10153490-\$ or JP-01283529-\$).did.	US-PGPUB; USPAT; DERWENT	OR	OFF	2008/12/03 10:02

S69	4	building and S68	US-PGPUB; USPAT; USOCR; FPRS; EPO; JPO; DERWENT; IBM_TDB	OR	OFF	2008/12/03 10:02
S70	8	camera same phone same room same (picture or image)	US-PGPUB; USPAT; USOCR; FPRS; EPO; JPO; DERWENT; IBM_TDB	OR	OFF	2008/12/03 17:39
S71	26	internet near3 camera same cell near phone same (picture or image)	US-PGPUB; USPAT; USOCR; FPRS; EPO; JPO; DERWENT; IBM_TDB	OR	OFF	2008/12/03 17:56
S72	2	("20040169759").PN.	US-PGPUB; USPAT; USOCR; FPRS; EPO; JPO; DERWENT; IBM_TDB	OR	OFF	2008/12/04 09:55
S73	1563	yen near3 vu.xa. or yen near3 vu.xp.	US-PGPUB; USPAT; USOCR; FPRS; EPO; JPO; DERWENT; IBM_TDB	OR	OFF	2008/12/04 09:56
S74	39	camera same scope and S73	US-PGPUB; USPAT; USOCR; FPRS; EPO; JPO; DERWENT; IBM_TDB	OR	OFF	2008/12/04 09:56
S75	718	348/207.1.ccls.	US-PGPUB; USPAT; USOCR; FPRS; EPO; JPO; DERWENT; IBM_TDB	OR	OFF	2008/12/04 13:38
S76	0	internet same camera same (secondary or backup) same mode and S75	US-PGPUB; USPAT; USOCR; FPRS; EPO; JPO; DERWENT; IBM_TDB	OR	OFF	2008/12/04 13:39

S77	0	camera same detect\$4 same crack same (wall or ceiling or building or house) and S75	US-PGPUB; USPAT; USOCR; FPRS; EPO; JPO; DERWENT; IBM_TDB	OR	OFF	2008/12/04 13:39
S78	92	internet near5 camera and S75	US-PGPUB; USPAT; USOCR; FPRS; EPO; JPO; DERWENT; IBM_TDB	OR	OFF	2008/12/04 13:39
S79	0	internet near5 camera same sim and S75	US-PGPUB; USPAT; USOCR; FPRS; EPO; JPO; DERWENT; IBM_TDB	OR	OFF	2008/12/04 13:40
S80	83	internet same switch same mode same automatic\$4 same (land or DSL or cable or satellite or wireless or cellular or wi-fi or wi-max)	US-PGPUB; USPAT; USOCR; FPRS; EPO; JPO; DERWENT; IBM_TDB	OR	OFF	2009/03/30 14:47
S81	16	internet same camera and (power near2 up) same (connect\$4) same (automatically)	US-PGPUB; USPAT; USOCR; FPRS; EPO; JPO; DERWENT; IBM_TDB	OR	OFF	2009/06/09 17:22
S82	2	("20050213147").PN.	US-PGPUB; USPAT; USOCR; FPRS; EPO; JPO; DERWENT; IBM_TDB	OR	OFF	2009/06/10 10:50

6/ 10/ 2009 6:34:35 PM

C:\ Documents and Settings\ qle1\ My Documents\ EAST\ Workspaces\ 11484373.wsp

IN THE UNITED STATES PATENT AND TRADEMARK OFFICE

In re Patent Application of:

Frank Clemente et al.

Confirmation No.: 8920

Application No.: 11/484,373

Group Art Unit: 2622

Filed: July 11, 2006

Examiner: Quang V Le

For: CLIENT RELATIONSHIP MANAGEMENT
AND PRODUCT DISTRIBUTION
SYSTEM AND METHOD

RESPONSE AND REQUEST TO WITHDRAW FINALITY OF THE OFFICE ACTION

Commissioner for Patents
P.O. Box 1450
Alexandria, VA 22313-1450

Dear Sir:

This is in response to and request to withdraw the finality of the final Office Action dated April 3, 2009.

Amendments to the Claims are reflected in the listing of claims which begins on page 2 of this paper.

Remarks/Arguments begin on page 6 of this paper.

IN THE UNITED STATES PATENT AND TRADEMARK OFFICE

In re Patent Application of:
Frank Clemente et al.

Confirmation No.: 8920

Application No.: 11/484,373

Group Art Unit: 2622

Filed: July 11, 2006

Examiner: Quang V Le

For: CLIENT RELATIONSHIP MANAGEMENT
AND PRODUCT DISTRIBUTION
SYSTEM AND METHOD

AMENDMENT IN RESPONSE TO THE NON-FINAL OFFICE ACTION

Commissioner for Patents
P.O. Box 1450
Alexandria, VA 22313-1450

Dear Sir:

In response to the Office Action dated June 22, 2009, please amend the application as follows:

Amendments to the Claims are reflected in the listing of claims which begins on page 2 of this paper.

Remarks/Arguments begin on page 6 of this paper.

IN THE CLAIMS

1. (Currently amended) An integrated Internet camera system, comprising:
 - a website archive and review center (WSARC) for storing and managing images; and
 - an Internet direct camera (IDC) for capturing an image, automatically transmitting said image to an account associated with said IDC on said WSARC upon image capture and receiving stored image from said WSARC, and comprising a display for displaying said captured image and said received image; and
 - wherein said IDC automatically connects to said WSARC over an Internet connection on power-up using one of a plurality of available modes of connection, which is designated as a primary mode of communication, and wherein said IDC automatically ~~connects to said WSARC using switches to~~ another available mode of communication when said IDC detects that said primary mode of communication to said WSARC is unavailable.
2. (Canceled)
3. (Original) The system of claim 1, wherein said IDC comprises a storage device for locally storing said captured image and said received image; and wherein said storage device stores said captured image only when said IDC loses said connection with said WSARC.
4. (Original) The system of claim 3, wherein said stored image is transmitted to said WSARC when said IDC re-establishes said connection with said WSARC.
5. (Previously presented) The system of claim 1, wherein said IDC comprises an internal or rechargeable battery to power said IDC.
6. (Canceled)

7. (Previously presented) The system of claim 5, wherein said IDC alerts said WSARC or a registered user associated with said IDC when the power of said internal or rechargeable battery is below a predetermined threshold.
8. (Canceled)
9. (Original) The system of claim 1, wherein said IDC comprises a motion sensor and is operable to record only when a motion is detected by said motion sensor.
10. (Previously presented) The system of claim 16, wherein said display of said IDC comprises a touch pad for entering a command, a text or labeling images.
11. (Original) The system of claim 1, wherein said WSARC sends an email message to a predetermined email address associated with said IDC when said connection to said IDC is lost.
12. (Original) The system of claim 1, further comprising a plurality of IDCs for monitoring a building, each IDC monitoring different parts of said building.
13. (Original) The system of claim 1, further comprising a plurality of IDCs for connecting users located in different locations.
14. (Previously presented) The system of claim 16, wherein said WSARC is operable to organize the images by event, date or name.
15. (Previously presented) The system of claim 16, wherein said each of said IDC comprises a SIM card associated with a registered user of said WSARC.
16. (Currently amended) An integrated Internet camera system, comprising
 - a website archive and review center (WSARC) for storing and managing images;
 - and
 - an Internet direct camera (IDC) for capturing an image, automatically transmitting said image to an account associated with said IDC on said WSARC upon image capture and receiving stored image from said WSARC, and comprising a display for displaying said captured image and said received image; and

wherein said IDC automatically connects to said WSARC over an Internet connection on power-up using one of a plurality of available modes of connection, which is designated as a primary mode of communication; wherein said WSARC is operable to send images received from said IDC to one or more IDCs selected by a registered user associated with said IDC; and furthermore, wherein said IDC automatically ~~connects to said WSARC using~~ switches to another available mode of communication when said IDC detects that said primary mode of communication to said WSARC is unavailable.

17. (Previously presented) The system of claim 16, wherein said IDC comprises a web browser.
18. (Previously presented) The system of claim 16, wherein said IDC is operable to support voice over IP over said connection.
19. (Previously presented) The system of claim 16, wherein said account is associated with a registered user of said WSARC and said images in said account can be viewed by any user given privilege to view by said registered user.
20. (Original) The system of claim 1, wherein said IDC comprises an infrared or UV sensor to record infrared or UV images.
21. (Original) The system of claim 1, further comprising a scope-shaped attachment to said IDC, which provides specialized lighting to record fine cracks and crevices in a machine or a building.
22. (Previously presented) The system of claim 16, wherein said IDC comprises an image pickup, an optical module for forming an image on the image pickup, and an image capturing module for capturing digital images from said image pickup.
23. (Original) The system of claim 22, wherein said optical module comprises an auto-focus optical system.
24. (Previously presented) The system of claim 16, wherein said IDC is a portable camera.

25. (Original) The system of claim 1, wherein said IDC is a stationary camera under the control of said WSARC.
26. (Original) The system of claim 1, further comprising a mounting device for mounting said IDC and operable to rotate or pivot said IDC, thereby enabling an operator to remotely control said IDC.
27. (Previously presented) The system of claim 1, wherein said plurality of available modes of connection is selected from a group consisting of: a land line, DSL, cable, satellite, wireless network, cellular, Wi-Fi, Wi-Max.
28. (Previously presented) The system of claim 1, wherein said primary mode can be changed to another available modes of communication by a registered user of said IDC.
29. (Previously presented) The system of claim 1, wherein said another mode of available communication is selected by a registered user of said IDC.

REMARKS

Claims 1, 3-5, 7 and 9-29 are currently pending and stand rejected. Claims 1 and 16 have been amended herein to address the Examiner's comments set forth at page 3 of the Office Action. The Examiner asserts that the limitation "The IDC automatically connects to the Internet connection using one of a plurality of available modes of connection, which is designated as a primary mode of communication, and wherein said IDC automatically connects to said WSARC using another mode of communication when said primary mode of communication to said WSARC is unavailable" does not suggest that the IDC is connected to the primary mode first, then switch to another mode when the primary mode become unavailable. (See Office Action at 3). To squarely address this comment by the Examiner, applicant has amended independent claims 1 and 16 to recite:

"IDC automatically switches to another available mode of communication when said IDC detects that said primary mode of communication to said WSARC is unavailable."

Support for this recitation is exemplary set forth at paragraph [0019] of the specification. Accordingly, pending claims now require that the IDC be connected to the primary mode first and then switch to another mode when the primary mode become unavailable, thereby rendering the Examiner's reliance on the secondary reference (Lu) moot and inapplicable to the claimed invention.

Claims 1, 3, 4, 13 and 27-29 are rejected under 35 U.S.C. § 103(a) as being allegedly unpatentable by U.S. Patent Application Publication No. 2004/0109063 to Kusaka et al. (hereinafter "Kusaka") in view of U.S. Patent Application Publication No. 2005/0130611 to Lu et al. (hereinafter "Lu") and U.S. Patent Application Publication No. 2006/0161960 to Benoit (herinafter "Benoit"). Claims 10, 14-19 and 22-24 are rejected under 35 U.S.C. § 103(a) as being allegedly unpatentable over the combination of Kusaka, Lu and Benoit in view of U.S. Application Publication No. 2005/0213147 to Minatogawa (hereinafter "Minatogawa"). Claims 5 and 7 are rejected under 35 U.S.C. § 103(a) as being allegedly unpatentable over the combination of Kusaka, Lu and Benoit in view of U.S. Patent No. 7,333,785 to Lavelle et al. (hereinafter "Lavelle"). Claims 9, 20, 25 and 26 are rejected under 35 U.S.C. § 103(a) as being

allegedly unpatentable over the combination of Kusaka, Lu and Benoit in view of U.S. Patent No. 5,825,413 to Mullis (hereinafter "Mullis"). Claim 11 is rejected under 35 U.S.C. § 103(a) as being allegedly unpatentable over the combination of Kusaka, Lu and Benoit in view of U.S. Patent Application Publication No. 2005/0102167 to Kapoor (hereinafter "Kapoor"). Claim 12 is rejected under 35 U.S.C. § 103(a) as being allegedly unpatentable over the combination of Kusaka, Lu and Benoit in view of U.S. Patent No. 6,239,833 to Ozaki et al. (hereinafter "Ozaki"). Claim 21 is rejected under 35 U.S.C. § 103(a) as being allegedly unpatentable over the combination of Kusaka, Lu and Benoit in view of U.S. Patent No. 6,744,467 to Thompson et al. (hereinafter "Thompson"). Applicant respectfully traverses these rejections as the cited references alone or in combination do not teach or suggest all the claim limitations of the pending claims.

To establish a *prima facie* case of obviousness, three basic criteria must be met. First there must be some suggestion or motivation, either in the references themselves or in the knowledge generally available to one of ordinary skill in the art, to modify the references or to combine reference teachings. Second, there must be a reasonable expectation of success. Finally, the prior art reference (or references when combined) must teach or suggest all the claim limitations. The teaching or suggestion to make the claimed combination and the reasonable expectation of success must both be found in the prior art and not be based on the applicant's disclosure. *In re Vaeck*, 947 F.2d 488, 20 USPQ2d 1438 (Fed. Cir. 1991); MPEP 2143. Here, the Examiner has failed to establish a *prima facie* case of obviousness because the cited references do not teach or suggest all of the claim limitations of pending claims 1, 3-5, 7 and 9-29.

Applicant respectfully submits that none of the cited references teach or suggest an Internet direct camera (IDC) which automatically connects to a website archive and review center (WSARC) on power-up, as required in pending claims 1, 3-5, 7 and 9-29. Even the Examiner admits that the combination of Kusaka and Lu does not teach or suggest that "The IDC automatically connects to said WSARC over an Internet connection on power-up." (See Office Action at 5-6). To cure this deficiency, the Examiner turns to Benoit.

As shown in Fig. 1, Benoit describes a network security system appliance 13 that is connected to the service provider system 27 over the Internet 21. The network security system

appliance 13 is located in a house/building and receives video images from a plurality of wireless cameras 11A-11C located at various locations within the house/building. The composite video from the wireless cameras 11A-11C is then transmitted by the network security system appliance 13 to the service provider system 27 over the Internet 21. Contrary to the Examiner's assertion, the wireless cameras 11A-11C of Benoit does not automatically connect to the WSARC (i.e., the service provider system 27) over the Internet 21 on power-up. In fact, paragraph [0039] in Benoit, explicitly states that "During initial power on of each respective wireless IP camera in set, the default SSID persistently stored by both the respective wireless IP camera and the appliance 13 is used to establish the wireless connection therebetween." That is, Benoit merely describes connecting the wireless camera to the network security system appliance 13 on power-up. Accordingly, Benoit is no better than Kusaka and Lu in teaching an IDC which automatically connects to WSARC on power-up, as required in pending claims 1, 3-5, 7 and 9-29.

The prior must to be judged based on a full and fair consideration of what that art teaches, not by using applicant's invention as a blueprint for gathering various bits and modifying the pieces in an attempt to reconstruct Applicant's invention. The Examiner cannot simply contradict and/or modify the clear teaching of the reference to render the claims unpatentable. "To imbue one of ordinary skill in the art with knowledge of the present invention, when no prior art reference or references of record convey or suggest that knowledge, is to fall victim of the insidious effect of hindsight syndrome, wherein that which only the inventor taught is used against the teacher." W.L. Gore & Assoc. v. Garlock, Inc., 721 F.2d 1540, 1553 (Fed. Cir. 1983).

Moreover, as admitted by the Examiner, Kusaka fails to disclose that the IDC connects using one of a plurality of available modes of connection and automatically connects to the WSARC using another available mode of communication the primary mode of communication to WSARC is unavailable. (See Final Office Action at 3, 6). To cure this aforementioned deficiency, the Examiner turns to Lu. However, as noted herein, Lu is not suggestive of an IDC automatically connecting to the WSARC on power-up using a primary mode of communication and automatically switching to another available mode of communication when the primary mode of communication becomes unavailable, as required in pending claims 1, 3-5, 7 and 9-29.

In fact, paragraph [0065] in Lu, cited by the Examiner, merely describes that the terminal system searches the available network access in a predetermined order until it finds an available network access. Accordingly, contrary to the Examiner's assertion, the addition of Lu does not cure this admitted deficiency in Kusaka. The prior must to be judged based on a full and fair consideration of what that art teaches, not by using applicant's invention as a blueprint for gathering various bits and modifying the pieces in an attempt to reconstruct applicant's invention. The Examiner cannot simply contradict and/or modify the clear teaching of the reference to render the claims unpatentable. Accordingly, it is submitted that the Examiner has succumbed to the lure of prohibited hindsight reconstruction.

Regarding other quaternary references cited by the Examiner, Minatogawa is directed to an image file sharing system using an associated user computer to establish a group key and image group to share image files among multiple users. Lavelle is directed to managing power in a wireless peripheral device, and is concerned with maximizing the useful life of batteries operating the device and is simply not concerned with modes of communication. (Lavelle at Abstract). Mullis is directed to a surveillance system comprising an infrared motion detector and therefore is concerned solely with a single mode of operation. (Mullis at Abstract). Kapoor is directed to transmitting data from various medical instruments by using a uniform method of exchanging data and therefore is focused on generating one mode of operation. (Kapoor at ¶ 0058). Ozaki is directed to a remote image monitoring system that does not contemplate alternate modes of communication. (Ozaki, col. 5, lns. 11-27). Thompson is directed to a lens for a camera and does not mention networking at all. (Thomson at Abstract). However, none of these quaternary references is suggestive of an IDC automatically connecting to the WSARC on power-up using a primary mode of communication and automatically switching to another available mode of communication when the primary mode of communication becomes unavailable, as required in pending claims 1, 3-5, 7 and 9-29. Accordingly, the addition of these quaternary references do not cure the aforementioned deficiencies in the combination of Kusaka, Lu and Benoit.

Furthermore, none of the cited references independently or in combination teach or suggest that WSARC is operable to send images received from an IDC associated with a registered user to IDC(s) associated with other users, as required in pending claims 16-19, 22-24,

27-29. As admitted by the Examiner, the combination of Kusaka, Lu and Benoit fails teach this limitation and turns to Minatogawa. However, Minatogawa is not suggestive of suggestive of an IDC automatically connecting to the WSARC on power-up using a primary mode of communication and automatically switching to another available mode of communication when the primary mode of communication becomes unavailable, as required in pending claims 1, 3-5, 7 and 9-29. Further, paragraphs cited in Minatogawa by the Examiner merely describes using a computer to upload the image files from the digital camera to the center server so the uploaded images with other users. Accordingly, contrary to the Examiner's assertion, Minatogawa is not suggestive of a digital camera which sends the image directly to the WSARC without requiring a computer to share with other users. The prior must to be judged based on a full and fair consideration of what that art teaches, not by using applicant's invention as a blueprint for gathering various bits and modifying the pieces in an attempt to reconstruct applicant's invention. The Examiner cannot simply contradict and/or modify the clear teaching of the reference to render the claims unpatentable. Accordingly, it is submitted that the Examiner has succumbed to the lure of prohibited hindsight reconstruction.

Moreover, Lu is not suggestive of a IDC comprising a web browser, as required in claim 17. In fact, paragraph [0041] in Lu, cited by the Examiner, does not even mention a camera nor a web browser. The Examiner cannot simply contradict and/or modify the clear teaching of the reference to render the claims unpatentable.

In view of the foregoing, it is respectfully submitted that none of the nine cited references independently or in combination renders obvious the currently pending claims. Accordingly, applicant respectfully requests that these rejections be withdrawn.

Applicant believes no fee is due with this response. However, if a fee is due, please charge our Deposit Account No. 50-0624, under Order No. NY-CLEM-201-US-1 (10508190) from which the undersigned is authorized to draw.

Dated: September 22, 2009

Respectfully submitted,

By 

C. Andrew Im

Registration No.: 40,657

FULBRIGHT & JAWORSKI L.L.P.

666 Fifth Avenue

New York, New York 10103

(212) 318-3000

(212) 318-3400 (Fax)

Attorney for Applicant

Electronic Acknowledgement Receipt

EFS ID:	6121755
Application Number:	11484373
International Application Number:	
Confirmation Number:	8920
Title of Invention:	Integrated internet camera system
First Named Inventor/Applicant Name:	Frank Clemente
Customer Number:	24972
Filer:	C. Andrew Im
Filer Authorized By:	
Attorney Docket Number:	NY-CLEM 201-US1 (10508190)
Receipt Date:	22-SEP-2009
Filing Date:	11-JUL-2006
Time Stamp:	16:16:34
Application Type:	Utility under 35 USC 111(a)

Payment information:

Submitted with Payment	no
------------------------	----

File Listing:

Document Number	Document Description	File Name	File Size(Bytes)/ Message Digest	Multi Part /.zip	Pages (if appl.)
1	Amendment/Req. Reconsideration-After Non-Final Reject	CLEM2011.PDF	168856 <small>d223f7c586f410e29939e1857e43fe0717c9ab3</small>	no	11

Warnings:

The page size in the PDF is too large. The pages should be 8.5 x 11 or A4. If this PDF is submitted, the pages will be resized upon entry into the Image File Wrapper and may affect subsequent processing

Information:

Total Files Size (in bytes):

168856

This Acknowledgement Receipt evidences receipt on the noted date by the USPTO of the indicated documents, characterized by the applicant, and including page counts, where applicable. It serves as evidence of receipt similar to a Post Card, as described in MPEP 503.

New Applications Under 35 U.S.C. 111

If a new application is being filed and the application includes the necessary components for a filing date (see 37 CFR 1.53(b)-(d) and MPEP 506), a Filing Receipt (37 CFR 1.54) will be issued in due course and the date shown on this Acknowledgement Receipt will establish the filing date of the application.

National Stage of an International Application under 35 U.S.C. 371

If a timely submission to enter the national stage of an international application is compliant with the conditions of 35 U.S.C. 371 and other applicable requirements a Form PCT/DO/EO/903 indicating acceptance of the application as a national stage submission under 35 U.S.C. 371 will be issued in addition to the Filing Receipt, in due course.

New International Application Filed with the USPTO as a Receiving Office

If a new international application is being filed and the international application includes the necessary components for an international filing date (see PCT Article 11 and MPEP 1810), a Notification of the International Application Number and of the International Filing Date (Form PCT/RO/105) will be issued in due course, subject to prescriptions concerning national security, and the date shown on this Acknowledgement Receipt will establish the international filing date of the application.

Under the Paperwork Reduction Act of 1995, no persons are required to respond to a collection of information unless it displays a valid OMB control number.

PATENT APPLICATION FEE DETERMINATION RECORD Substitute for Form PTO-875	Application or Docket Number 11/484,373	Filing Date 07/11/2006	<input type="checkbox"/> To be Mailed
---	---	----------------------------------	---------------------------------------

APPLICATION AS FILED – PART I			OTHER THAN SMALL ENTITY				
	(Column 1)	(Column 2)	SMALL ENTITY <input checked="" type="checkbox"/>	OR			
FOR	NUMBER FILED	NUMBER EXTRA	RATE (\$)	FEE (\$)	OR	RATE (\$)	FEE (\$)
<input type="checkbox"/> BASIC FEE <small>(37 CFR 1.16(a), (b), or (c))</small>	N/A	N/A	N/A			N/A	
<input type="checkbox"/> SEARCH FEE <small>(37 CFR 1.16(k), (l), or (m))</small>	N/A	N/A	N/A			N/A	
<input type="checkbox"/> EXAMINATION FEE <small>(37 CFR 1.16(o), (p), or (q))</small>	N/A	N/A	N/A			N/A	
TOTAL CLAIMS <small>(37 CFR 1.16(i))</small>	minus 20 =	*	X \$ =		OR	X \$ =	
INDEPENDENT CLAIMS <small>(37 CFR 1.16(h))</small>	minus 3 =	*	X \$ =			X \$ =	
<input type="checkbox"/> APPLICATION SIZE FEE <small>(37 CFR 1.16(s))</small>	If the specification and drawings exceed 100 sheets of paper, the application size fee due is \$250 (\$125 for small entity) for each additional 50 sheets or fraction thereof. See 35 U.S.C. 41(a)(1)(G) and 37 CFR 1.16(s).						
<input type="checkbox"/> MULTIPLE DEPENDENT CLAIM PRESENT <small>(37 CFR 1.16(j))</small>							
* If the difference in column 1 is less than zero, enter "0" in column 2.			TOTAL			TOTAL	

APPLICATION AS AMENDED – PART II					OTHER THAN SMALL ENTITY				
	(Column 1)	(Column 2)	(Column 3)		SMALL ENTITY	OR			
AMENDMENT	09/22/2009	CLAIMS REMAINING AFTER AMENDMENT	HIGHEST NUMBER PREVIOUSLY PAID FOR	PRESENT EXTRA	RATE (\$)	ADDITIONAL FEE (\$)	OR	RATE (\$)	ADDITIONAL FEE (\$)
	Total (37 CFR 1.16(i))	* 26	Minus ** 26	= 0	X \$26 =	0		X \$ =	
	Independent (37 CFR 1.16(h))	* 2	Minus *** 3	= 0	X \$110 =	0		X \$ =	
	<input type="checkbox"/> Application Size Fee (37 CFR 1.16(s))								
	<input type="checkbox"/> FIRST PRESENTATION OF MULTIPLE DEPENDENT CLAIM (37 CFR 1.16(j))						OR		
					TOTAL ADD'L FEE	0		TOTAL ADD'L FEE	

	(Column 1)	(Column 2)	(Column 3)						
AMENDMENT		CLAIMS REMAINING AFTER AMENDMENT	HIGHEST NUMBER PREVIOUSLY PAID FOR	PRESENT EXTRA	RATE (\$)	ADDITIONAL FEE (\$)	OR	RATE (\$)	ADDITIONAL FEE (\$)
	Total (37 CFR 1.16(i))	*	Minus **	=	X \$ =			X \$ =	
	Independent (37 CFR 1.16(h))	*	Minus ***	=	X \$ =			X \$ =	
	<input type="checkbox"/> Application Size Fee (37 CFR 1.16(s))								
	<input type="checkbox"/> FIRST PRESENTATION OF MULTIPLE DEPENDENT CLAIM (37 CFR 1.16(j))						OR		
					TOTAL ADD'L FEE			TOTAL ADD'L FEE	

* If the entry in column 1 is less than the entry in column 2, write "0" in column 3.
 ** If the "Highest Number Previously Paid For" IN THIS SPACE is less than 20, enter "20".
 *** If the "Highest Number Previously Paid For" IN THIS SPACE is less than 3, enter "3".
 The "Highest Number Previously Paid For" (Total or Independent) is the highest number found in the appropriate box in column 1.

Legal Instrument Examiner:
 /MARCIA J. GORDON/

This collection of information is required by 37 CFR 1.16. The information is required to obtain or retain a benefit by the public which is to file (and by the USPTO to process) an application. Confidentiality is governed by 35 U.S.C. 122 and 37 CFR 1.14. This collection is estimated to take 12 minutes to complete, including gathering, preparing, and submitting the completed application form to the USPTO. Time will vary depending upon the individual case. Any comments on the amount of time you require to complete this form and/or suggestions for reducing this burden, should be sent to the Chief Information Officer, U.S. Patent and Trademark Office, U.S. Department of Commerce, P.O. Box 1450, Alexandria, VA 22313-1450. DO NOT SEND FEES OR COMPLETED FORMS TO THIS ADDRESS. **SEND TO: Commissioner for Patents, P.O. Box 1450, Alexandria, VA 22313-1450.**
 If you need assistance in completing the form, call 1-800-PTO-9199 and select option 2.



NOTICE OF ALLOWANCE AND FEE(S) DUE

24972 7590 10/16/2009
FULBRIGHT & JAWORSKI, LLP
666 FIFTH AVE
NEW YORK, NY 10103-3198

EXAMINER
LE, QUANG V
ART UNIT PAPER NUMBER
2622
DATE MAILED: 10/16/2009

Table with 5 columns: APPLICATION NO., FILING DATE, FIRST NAMED INVENTOR, ATTORNEY DOCKET NO., CONFIRMATION NO.
11/484,373 07/11/2006 Frank Clemente NY-CLEM 201-US1 8920
TITLE OF INVENTION: INTEGRATED INTERNET CAMERA SYSTEM (10508190)

Table with 7 columns: APPLN. TYPE, SMALL ENTITY, ISSUE FEE DUE, PUBLICATION FEE DUE, PREV. PAID ISSUE FEE, TOTAL FEE(S) DUE, DATE DUE
nonprovisional YES \$755 \$300 \$0 \$1055 01/19/2010

THE APPLICATION IDENTIFIED ABOVE HAS BEEN EXAMINED AND IS ALLOWED FOR ISSUANCE AS A PATENT. PROSECUTION ON THE MERITS IS CLOSED. THIS NOTICE OF ALLOWANCE IS NOT A GRANT OF PATENT RIGHTS. THIS APPLICATION IS SUBJECT TO WITHDRAWAL FROM ISSUE AT THE INITIATIVE OF THE OFFICE OR UPON PETITION BY THE APPLICANT. SEE 37 CFR 1.313 AND MPEP 1308.

THE ISSUE FEE AND PUBLICATION FEE (IF REQUIRED) MUST BE PAID WITHIN THREE MONTHS FROM THE MAILING DATE OF THIS NOTICE OR THIS APPLICATION SHALL BE REGARDED AS ABANDONED. THIS STATUTORY PERIOD CANNOT BE EXTENDED. SEE 35 U.S.C. 151. THE ISSUE FEE DUE INDICATED ABOVE DOES NOT REFLECT A CREDIT FOR ANY PREVIOUSLY PAID ISSUE FEE IN THIS APPLICATION. IF AN ISSUE FEE HAS PREVIOUSLY BEEN PAID IN THIS APPLICATION (AS SHOWN ABOVE), THE RETURN OF PART B OF THIS FORM WILL BE CONSIDERED A REQUEST TO REAPPLY THE PREVIOUSLY PAID ISSUE FEE TOWARD THE ISSUE FEE NOW DUE.

HOW TO REPLY TO THIS NOTICE:

I. Review the SMALL ENTITY status shown above.

If the SMALL ENTITY is shown as YES, verify your current SMALL ENTITY status:

- A. If the status is the same, pay the TOTAL FEE(S) DUE shown above.
B. If the status above is to be removed, check box 5b on Part B - Fee(s) Transmittal and pay the PUBLICATION FEE (if required) and twice the amount of the ISSUE FEE shown above, or

If the SMALL ENTITY is shown as NO:

- A. Pay TOTAL FEE(S) DUE shown above, or
B. If applicant claimed SMALL ENTITY status before, or is now claiming SMALL ENTITY status, check box 5a on Part B - Fee(s) Transmittal and pay the PUBLICATION FEE (if required) and 1/2 the ISSUE FEE shown above.

II. PART B - FEE(S) TRANSMITTAL, or its equivalent, must be completed and returned to the United States Patent and Trademark Office (USPTO) with your ISSUE FEE and PUBLICATION FEE (if required). If you are charging the fee(s) to your deposit account, section "4b" of Part B - Fee(s) Transmittal should be completed and an extra copy of the form should be submitted. If an equivalent of Part B is filed, a request to reapply a previously paid issue fee must be clearly made, and delays in processing may occur due to the difficulty in recognizing the paper as an equivalent of Part B.

III. All communications regarding this application must give the application number. Please direct all communications prior to issuance to Mail Stop ISSUE FEE unless advised to the contrary.

IMPORTANT REMINDER: Utility patents issuing on applications filed on or after Dec. 12, 1980 may require payment of maintenance fees. It is patentee's responsibility to ensure timely payment of maintenance fees when due.

PART B - FEE(S) TRANSMITTAL

Complete and send this form, together with applicable fee(s), to: **Mail** Mail Stop ISSUE FEE
Commissioner for Patents
P.O. Box 1450
Alexandria, Virginia 22313-1450
or Fax (571)-273-2885

INSTRUCTIONS: This form should be used for transmitting the ISSUE FEE and PUBLICATION FEE (if required). Blocks 1 through 5 should be completed where appropriate. All further correspondence including the Patent, advance orders and notification of maintenance fees will be mailed to the current correspondence address as indicated unless corrected below or directed otherwise in Block 1, by (a) specifying a new correspondence address; and/or (b) indicating a separate "FEE ADDRESS" for maintenance fee notifications.

CURRENT CORRESPONDENCE ADDRESS (Note: Use Block 1 for any change of address)

24972 7590 10/16/2009

FULBRIGHT & JAWORSKI, LLP
 666 FIFTH AVE
 NEW YORK, NY 10103-3198

Note: A certificate of mailing can only be used for domestic mailings of the Fee(s) Transmittal. This certificate cannot be used for any other accompanying papers. Each additional paper, such as an assignment or formal drawing, must have its own certificate of mailing or transmission.

Certificate of Mailing or Transmission

I hereby certify that this Fee(s) Transmittal is being deposited with the United States Postal Service with sufficient postage for first class mail in an envelope addressed to the Mail Stop ISSUE FEE address above, or being facsimile transmitted to the USPTO (571) 273-2885, on the date indicated below.

(Depositor's name)
(Signature)
(Date)

APPLICATION NO.	FILING DATE	FIRST NAMED INVENTOR	ATTORNEY DOCKET NO.	CONFIRMATION NO.
11/484,373	07/11/2006	Frank Clemente	NY-CLEM 201-US1 (10508190)	8920

TITLE OF INVENTION: INTEGRATED INTERNET CAMERA SYSTEM

APPLN. TYPE	SMALL ENTITY	ISSUE FEE DUE	PUBLICATION FEE DUE	PREV. PAID ISSUE FEE	TOTAL FEE(S) DUE	DATE DUE
nonprovisional	YES	\$755	\$300	\$0	\$1055	01/19/2010

EXAMINER	ART UNIT	CLASS-SUBCLASS
LE, QUANG V	2622	348-207100

1. Change of correspondence address or indication of "Fee Address" (37 CFR 1.363).

Change of correspondence address (or Change of Correspondence Address form PTO/SB/122) attached.

"Fee Address" indication (or "Fee Address" Indication form PTO/SB/47; Rev 03-02 or more recent) attached. **Use of a Customer Number is required.**

2. For printing on the patent front page, list

(1) the names of up to 3 registered patent attorneys or agents OR, alternatively, 1 _____

(2) the name of a single firm (having as a member a registered attorney or agent) and the names of up to 2 registered patent attorneys or agents. If no name is listed, no name will be printed. 2 _____

3 _____

3. ASSIGNEE NAME AND RESIDENCE DATA TO BE PRINTED ON THE PATENT (print or type)

PLEASE NOTE: Unless an assignee is identified below, no assignee data will appear on the patent. If an assignee is identified below, the document has been filed for recordation as set forth in 37 CFR 3.11. Completion of this form is NOT a substitute for filing an assignment.

(A) NAME OF ASSIGNEE _____ (B) RESIDENCE: (CITY AND STATE OR COUNTRY) _____

Please check the appropriate assignee category or categories (will not be printed on the patent): Individual Corporation or other private group entity Government

4a. The following fee(s) are submitted:

Issue Fee

Publication Fee (No small entity discount permitted)

Advance Order - # of Copies _____

4b. Payment of Fee(s); (Please first reapply any previously paid issue fee shown above)

A check is enclosed.

Payment by credit card. Form PTO-2038 is attached.

The Director is hereby authorized to charge the required fee(s), any deficiency, or credit any overpayment, to Deposit Account Number _____ (enclose an extra copy of this form).

5. Change in Entity Status (from status indicated above)

a. Applicant claims SMALL ENTITY status. See 37 CFR 1.27. b. Applicant is no longer claiming SMALL ENTITY status. See 37 CFR 1.27(g)(2).

NOTE: The Issue Fee and Publication Fee (if required) will not be accepted from anyone other than the applicant; a registered attorney or agent; or the assignee or other party in interest as shown by the records of the United States Patent and Trademark Office.

Authorized Signature _____ Date _____

Typed or printed name _____ Registration No. _____

This collection of information is required by 37 CFR 1.311. The information is required to obtain or retain a benefit by the public which is to file (and by the USPTO to process) an application. Confidentiality is governed by 35 U.S.C. 122 and 37 CFR 1.14. This collection is estimated to take 12 minutes to complete, including gathering, preparing, and submitting the completed application form to the USPTO. Time will vary depending upon the individual case. Any comments on the amount of time you require to complete this form and/or suggestions for reducing this burden, should be sent to the Chief Information Officer, U.S. Patent and Trademark Office, U.S. Department of Commerce, P.O. Box 1450, Alexandria, Virginia 22313-1450. DO NOT SEND FEES OR COMPLETED FORMS TO THIS ADDRESS. SEND TO: Commissioner for Patents, P.O. Box 1450, Alexandria, Virginia 22313-1450.

Under the Paperwork Reduction Act of 1995, no persons are required to respond to a collection of information unless it displays a valid OMB control number.



UNITED STATES PATENT AND TRADEMARK OFFICE

UNITED STATES DEPARTMENT OF COMMERCE
United States Patent and Trademark Office
Address: COMMISSIONER FOR PATENTS
P. O. Box 1450
Alexandria, Virginia 22313-1450
www.uspto.gov

Table with columns: APPLICATION NO., FILING DATE, FIRST NAMED INVENTOR, ATTORNEY DOCKET NO., CONFIRMATION NO.
11/484,373 07/11/2006 Frank Clemente NY-CLEM 201-US1 (10508190) 8920
24972 7590 10/16/2009
FULBRIGHT & JAWORSKI, LLP
666 FIFTH AVE
NEW YORK, NY 10103-3198
EXAMINER
LE, QUANG V
ART UNIT PAPER NUMBER
2622
DATE MAILED: 10/16/2009

Determination of Patent Term Adjustment under 35 U.S.C. 154 (b)

(application filed on or after May 29, 2000)

The Patent Term Adjustment to date is 456 day(s). If the issue fee is paid on the date that is three months after the mailing date of this notice and the patent issues on the Tuesday before the date that is 28 weeks (six and a half months) after the mailing date of this notice, the Patent Term Adjustment will be 456 day(s).

If a Continued Prosecution Application (CPA) was filed in the above-identified application, the filing date that determines Patent Term Adjustment is the filing date of the most recent CPA.

Applicant will be able to obtain more detailed information by accessing the Patent Application Information Retrieval (PAIR) WEB site (http://pair.uspto.gov).

Any questions regarding the Patent Term Extension or Adjustment determination should be directed to the Office of Patent Legal Administration at (571)-272-7702. Questions relating to issue and publication fee payments should be directed to the Customer Service Center of the Office of Patent Publication at 1-(888)-786-0101 or (571)-272-4200.

Notice of Allowability

Application No.	Applicant(s)	
11/484,373	CLEMENTE ET AL.	
Examiner	Art Unit	
QUANG V. LE	2622	

-- The MAILING DATE of this communication appears on the cover sheet with the correspondence address--

All claims being allowable, PROSECUTION ON THE MERITS IS (OR REMAINS) CLOSED in this application. If not included herewith (or previously mailed), a Notice of Allowance (PTOL-85) or other appropriate communication will be mailed in due course. **THIS NOTICE OF ALLOWABILITY IS NOT A GRANT OF PATENT RIGHTS.** This application is subject to withdrawal from issue at the initiative of the Office or upon petition by the applicant. See 37 CFR 1.313 and MPEP 1308.

- 1. This communication is responsive to the amendment filed 9/22/2009.
- 2. The allowed claim(s) is/are 1, 3-5, 7 and 9-29 (renumbered consecutively as 1-26).
- 3. Acknowledgment is made of a claim for foreign priority under 35 U.S.C. § 119(a)-(d) or (f).
 - a) All b) Some* c) None of the:
 - 1. Certified copies of the priority documents have been received.
 - 2. Certified copies of the priority documents have been received in Application No. _____.
 - 3. Copies of the certified copies of the priority documents have been received in this national stage application from the International Bureau (PCT Rule 17.2(a)).

* Certified copies not received: _____.

Applicant has THREE MONTHS FROM THE "MAILING DATE" of this communication to file a reply complying with the requirements noted below. Failure to timely comply will result in ABANDONMENT of this application. **THIS THREE-MONTH PERIOD IS NOT EXTENDABLE.**

- 4. A SUBSTITUTE OATH OR DECLARATION must be submitted. Note the attached EXAMINER'S AMENDMENT or NOTICE OF INFORMAL PATENT APPLICATION (PTO-152) which gives reason(s) why the oath or declaration is deficient.
 - 5. CORRECTED DRAWINGS (as "replacement sheets") must be submitted.
 - (a) including changes required by the Notice of Draftsperson's Patent Drawing Review (PTO-948) attached
 - 1) hereto or 2) to Paper No./Mail Date _____.
 - (b) including changes required by the attached Examiner's Amendment / Comment or in the Office action of Paper No./Mail Date _____.
- Identifying indicia such as the application number (see 37 CFR 1.84(c)) should be written on the drawings in the front (not the back) of each sheet. Replacement sheet(s) should be labeled as such in the header according to 37 CFR 1.121(d).**
- 6. DEPOSIT OF and/or INFORMATION about the deposit of BIOLOGICAL MATERIAL must be submitted. Note the attached Examiner's comment regarding REQUIREMENT FOR THE DEPOSIT OF BIOLOGICAL MATERIAL.

Attachment(s)

- 1. Notice of References Cited (PTO-892)
- 2. Notice of Draftsperson's Patent Drawing Review (PTO-948)
- 3. Information Disclosure Statements (PTO/SB/08), Paper No./Mail Date _____
- 4. Examiner's Comment Regarding Requirement for Deposit of Biological Material
- 5. Notice of Informal Patent Application
- 6. Interview Summary (PTO-413), Paper No./Mail Date _____.
- 7. Examiner's Amendment/Comment
- 8. Examiner's Statement of Reasons for Allowance
- 9. Other _____.

/NHAN T TRAN/
Primary Examiner, Art Unit 2622

DETAILED ACTION

1. This Office Action is in response to the applicant's amendment filed on 9/22/2009.

Response to Arguments

2. The following changes to the claims are acknowledged:

Claims 1 and 16 were amended by the applicant.

Reasons for Allowance

3. **Claims 1, 3-5, 7 and 9-29 are allowed.**

The reason for allowance is stated in the applicant's remark filed on 9/22/2009.

4. **Closest references found:**

Benoit; Brian V. (US 20060161960 A1) Network security system appliance and systems based thereon.

Minatogawa, Hiroshi (US 20050213147 A1) Image file sharing method, and digital camera and center server used in image file sharing system.

LU, WEI et al. (US 20050130611 A1) The integrated communication terminal for next generation mobile telecommunications.

Monroe, David A. (US 20030227540 A1) Emergency telephone with integrated surveillance system connectivity.

Ozaki; Nobuyuki et al. (US 6239833 B1) Remote image monitoring method and system, and recording medium used for executing image monitoring.

Yamagishi; Yoichi (US 7272641 B2) Image information managing system.

5. Any comments considered necessary by applicant must be submitted no later than the payment of the issue fee and, to avoid processing delays, should preferably accompany the issue fee. Such submission should be clearly labeled "Comments on Statement of Reasons for Allowance".

Conclusion

6. Any inquiry concerning this communication or earlier communications from the examiner should be directed to QUANG V. LE whose telephone number is (571)270-5014. The examiner can normally be reached on Monday through Friday 8:30am-5:00pm.

If attempts to reach the examiner by telephone are unsuccessful, the examiner's supervisor Nhan Tran can be reached on (571)272-7371. The fax phone number for the organization where this application or proceeding is assigned is 571-273-8300.

Art Unit: 2622

Information regarding the status of an application may be obtained from the Patent Application Information Retrieval (PAIR) system. Status information for published applications may be obtained from either Private PAIR or Public PAIR. Status information for unpublished applications is available through Private PAIR only. For more information about the PAIR system, see <http://pair-direct.uspto.gov>. Should you have questions on access to the Private PAIR system, contact the Electronic Business Center (EBC) at 866-217-9197 (toll-free). If you would like assistance from a USPTO Customer Service Representative or access to the automated information system, call 800-786-9199 (IN USA OR CANADA) or 571-272-1000.


/Quang Le/

Patent Examiner

AU 2622

/NHAN T TRAN/

Primary Examiner, Art Unit 2622

Issue Classification 	Application/Control No. 11484373	Applicant(s)/Patent Under Reexamination CLEMENTE ET AL.
	Examiner QUANG V LE	Art Unit 2622

ORIGINAL						INTERNATIONAL CLASSIFICATION												
CLASS			SUBCLASS			CLAIMED					NON-CLAIMED							
348			207.1			H	0	4	N	5 / 225 (2006.0)								
CROSS REFERENCE(S)						H	0	4	N	7 / 14 (2006.0)								
						H	0	4	N	7 / 173 (2006.0)								
						G	0	6	F	15 / 16 (2006.0)								
CLASS	SUBCLASS (ONE SUBCLASS PER BLOCK)																	
348	14.02																	
725	105																	
709	219																	

<input type="checkbox"/> Claims renumbered in the same order as presented by applicant																<input type="checkbox"/> CPA		<input type="checkbox"/> T.D.		<input type="checkbox"/> R.1.47	
Final	Original	Final	Original	Final	Original	Final	Original	Final	Original	Final	Original	Final	Original	Final	Original						
1	1	21	17																		
	2	22	18																		
2	3	23	19																		
3	4	10	20																		
4	5	11	21																		
	6	24	22																		
5	7	25	23																		
	8	26	24																		
6	9	12	25																		
18	10	13	26																		
7	11	14	27																		
8	12	15	28																		
9	13	16	29																		
19	14																				
20	15																				
17	16																				

/QUANG V LE/ Examiner.Art Unit 2622 (Assistant Examiner)	10/6/2009 (Date)	Total Claims Allowed: 26	
/NHAN T TRAN/ Primary Examiner.Art Unit 2622 (Primary Examiner)	10/07/2009 (Date)	O.G. Print Claim(s) 1	O.G. Print Figure 2



UNITED STATES PATENT AND TRADEMARK OFFICE

UNITED STATES DEPARTMENT OF COMMERCE
 United States Patent and Trademark Office
 Address: COMMISSIONER FOR PATENTS
 P.O. Box 1450
 Alexandria, Virginia 22313-1450
 www.uspto.gov

BIB DATA SHEET

CONFIRMATION NO. 8920

SERIAL NUMBER 11/484,373	FILING or 371(c) DATE 07/11/2006 RULE	CLASS 348	GROUP ART UNIT 2622	ATTORNEY DOCKET NO. NY-CLEM 201-US1 (10508190)	
APPLICANTS Frank Clemente, Brooklyn, NY; Ted Feaser, Staten Island, NY; ** CONTINUING DATA ***** This appln claims benefit of 60/702,470 07/26/2005 ** FOREIGN APPLICATIONS ***** ** IF REQUIRED, FOREIGN FILING LICENSE GRANTED ** ** SMALL ENTITY ** 07/31/2006					
Foreign Priority claimed <input type="checkbox"/> Yes <input checked="" type="checkbox"/> No 35 USC 119(a-d) conditions met <input type="checkbox"/> Yes <input checked="" type="checkbox"/> No Verified and Acknowledged <u>/QUANG V LE/</u> Examiner's Signature	<input type="checkbox"/> Met after Allowance Initials	STATE OR COUNTRY NY	SHEETS DRAWINGS 2	TOTAL CLAIMS 26	INDEPENDENT CLAIMS 1
ADDRESS FULBRIGHT & JAWORSKI, LLP 666 FIFTH AVE NEW YORK, NY 10103-3198 UNITED STATES					
TITLE INTEGRATED INTERNET CAMERA SYSTEM					
FILING FEE RECEIVED 650	FEES: Authority has been given in Paper No. _____ to charge/credit DEPOSIT ACCOUNT No. _____ for following:		<input type="checkbox"/> All Fees <input type="checkbox"/> 1.16 Fees (Filing) <input type="checkbox"/> 1.17 Fees (Processing Ext. of time) <input type="checkbox"/> 1.18 Fees (Issue) <input type="checkbox"/> Other _____ <input type="checkbox"/> Credit		

EAST Search History

EAST Search History (Prior Art)

Ref #	Hits	Search Query	DBs	Default Operator	Plurals	Time Stamp
S1	36	(("20050149979") or ("20050146610") or ("20050146609") or ("20050055727") or ("20050144653") or ("20050146621") or ("20050014493") or ("20040109063") or ("20040070670") or ("20020053087") or ("20010024232") or ("20010017655") or ("6,882,326") or ("6,763,226") or ("20020013815") or ("20020143769") or ("20030020811") or ("20040152440") or ("20050057649") or ("20050099519") or ("20050078189")).PN.	US-PGPUB; USPAT; USOCR; FPRS; EPO; JPO; DERWENT; IBM_TDB	OR	OFF	2008/11/25 13:41
S2	10	(("20020164945") or ("5027150") or ("6636259") or ("6658091") or ("5994699")).PN.	US-PGPUB; USPAT; USOCR; FPRS; EPO; JPO; DERWENT; IBM_TDB	OR	OFF	2008/11/25 13:44
S3	2	(("20070028277")).PN.	US-PGPUB; USPAT; USOCR; FPRS; EPO; JPO; DERWENT; IBM_TDB	OR	OFF	2008/11/25 13:45
S4	0	archive same review same center and S1	US-PGPUB; USPAT; USOCR; FPRS; EPO; JPO; DERWENT; IBM_TDB	OR	OFF	2008/11/25 13:58
S5	0	archive same review same center and S2	US-PGPUB; USPAT; USOCR; FPRS; EPO; JPO; DERWENT; IBM_TDB	OR	OFF	2008/11/25 13:58

S6	2	archive same review same center and "20070028277"	US-PGPUB; USPAT; USOCR; FPRS; EPO; JPO; DERWENT; IBM_TDB	OR	OFF	2008/11/25 13:58
S7	0	stor@4 same manag\$4 same image and S1	US-PGPUB; USPAT; USOCR; FPRS; EPO; JPO; DERWENT; IBM_TDB	OR	OFF	2008/11/25 13:59
S8	0	stor@4 same manag\$4 same image and S2	US-PGPUB; USPAT; USOCR; FPRS; EPO; JPO; DERWENT; IBM_TDB	OR	OFF	2008/11/25 13:59
S9	0	stor@4 same managing same image and S2	US-PGPUB; USPAT; USOCR; FPRS; EPO; JPO; DERWENT; IBM_TDB	OR	OFF	2008/11/25 14:00
S10	0	storing same managing same image and S2	US-PGPUB; USPAT; USOCR; FPRS; EPO; JPO; DERWENT; IBM_TDB	OR	OFF	2008/11/25 14:00
S11	1	storing same managing same image and S1	US-PGPUB; USPAT; USOCR; FPRS; EPO; JPO; DERWENT; IBM_TDB	OR	OFF	2008/11/25 14:00
S12	2	("6636259").PN.	US-PGPUB; USPAT; USOCR; FPRS; EPO; JPO; DERWENT; IBM_TDB	OR	OFF	2008/12/02 10:55
S13	2	("6930709").PN.	US-PGPUB; USPAT; USOCR; FPRS; EPO; JPO; DERWENT; IBM_TDB	OR	OFF	2008/12/02 11:02

S14	2	("6980232").PN.	US-PGPUB; USPAT; USOCR; FPRS; EPO; JPO; DERWENT; IBM_TDB	OR	OFF	2008/12/02 11:05
S15	2	("7231359").PN.	US-PGPUB; USPAT; USOCR; FPRS; EPO; JPO; DERWENT; IBM_TDB	OR	OFF	2008/12/02 11:07
S16	2	("7272641").PN.	US-PGPUB; USPAT; USOCR; FPRS; EPO; JPO; DERWENT; IBM_TDB	OR	OFF	2008/12/02 11:10
S17	1	(US-20040109063-\$).did.	US-PGPUB	OR	OFF	2008/12/02 12:04
S18	45	(US-20050149979-\$ or US-20050146621-\$ or US-20050146610-\$ or US-20050146609-\$ or US-20050144653-\$ or US-20050099519-\$ or US-20050078189-\$ or US-20050057649-\$ or US-20050055727-\$ or US-20050014493-\$ or US-20040152440-\$ or US-20040070670-\$ or US-20030020811-\$ or US-20020143769-\$ or US-20020053087-\$ or US-20020013815-\$ or US-20010024232-\$ or US-20010017655-\$ or US-20020164945-\$).did. or (US-6882326-\$ or US-6763226-\$ or US-6658091-\$ or US-6636259-\$ or US-5994699-\$ or US-5027150-\$).did. or (US-20050057649-\$ or US-20050014493-\$ or US-20040152440-\$ or US-20040070670-\$ or JP-2004046313-\$ or WO-2004014050-\$ or WO-03024094-\$ or GB-2378078-\$ or EP-1271286-\$ or US-20020143769-\$ or US-20020053087-\$ or	US-PGPUB; USPAT; DERWENT	OR	OFF	2008/12/02 12:05

		US-20020013815-\$ or US-20010017655-\$ or JP-2001230962-\$ or JP-2000134522-\$ or US-6658091-\$ or US-20020164945-\$ or WO-0209435-\$ or JP-10153490-\$ or JP-01283529-\$).did.				
S19	1	secondary near5 mode and S18	US-PGPUB; USPAT; USOCR; FPRS; EPO; JPO; DERWENT; IBM_TDB	OR	OFF	2008/12/02 12:05
S20	33	secondary near5 mode same camera same mode same (connect\$4 or communicat\$4)	US-PGPUB; USPAT; USOCR; FPRS; EPO; JPO; DERWENT; IBM_TDB	OR	OFF	2008/12/02 12:07
S21	0	battery same warn\$4 same (threshold or level) and S18	US-PGPUB; USPAT; USOCR; FPRS; EPO; JPO; DERWENT; IBM_TDB	OR	OFF	2008/12/02 14:05
S22	36	((("20050149979") or ("20050146610") or ("20050146609") or ("20050055727") or ("20050144653") or ("20050146621") or ("20050014493") or ("20040109063") or ("20040070670") or ("20020053087") or ("20010024232") or ("20010017655") or ("6,882,326") or ("6,763,226") or ("20020013815") or ("20020143769") or ("20030020811") or ("20040152440") or ("20050057649") or ("20050099519") or ("20050078189")).PN.	US-PGPUB; USPAT; USOCR; FPRS; EPO; JPO; DERWENT; IBM_TDB	OR	OFF	2008/12/02 14:05

S23	0	battery same warn\$4 same (threshold or level) and S22	US-PGPUB; USPAT; USOCR; FPRS; EPO; JPO; DERWENT; IBM_TDB	OR	OFF	2008/12/02 14:05
S24	0	battery same warn\$4 and S22	US-PGPUB; USPAT; USOCR; FPRS; EPO; JPO; DERWENT; IBM_TDB	OR	OFF	2008/12/02 14:05
S25	0	battery same warn\$4 and S18	US-PGPUB; USPAT; USOCR; FPRS; EPO; JPO; DERWENT; IBM_TDB	OR	OFF	2008/12/02 14:05
S26	5	battery and S18	US-PGPUB; USPAT; USOCR; FPRS; EPO; JPO; DERWENT; IBM_TDB	OR	OFF	2008/12/02 14:06
S27	2	battery and S22	US-PGPUB; USPAT; USOCR; FPRS; EPO; JPO; DERWENT; IBM_TDB	OR	OFF	2008/12/02 14:06
S28	0	internet near5 camera same battery same threshold	US-PGPUB; USPAT; USOCR; FPRS; EPO; JPO; DERWENT; IBM_TDB	OR	OFF	2008/12/02 14:07
S29	472	low same battery same warning and camera	US-PGPUB; USPAT; USOCR; FPRS; EPO; JPO; DERWENT; IBM_TDB	OR	OFF	2008/12/02 14:13
S30	68	low same battery same warning and camera same network	US-PGPUB; USPAT; USOCR; FPRS; EPO; JPO; DERWENT; IBM_TDB	OR	OFF	2008/12/02 14:13

S31	2	("5825413").PN.	US-PGPUB; USPAT; USOCR; FPRS; EPO; JPO; DERWENT; IBM_TDB	OR	OFF	2008/12/02 15:13
S32	2	("5818519").PN.	US-PGPUB; USPAT; USOCR; FPRS; EPO; JPO; DERWENT; IBM_TDB	OR	OFF	2008/12/02 15:54
S33	2	("20050259715").PN.	US-PGPUB; USPAT; USOCR; FPRS; EPO; JPO; DERWENT; IBM_TDB	OR	OFF	2008/12/02 16:04
S34	2	("7272253").PN.	US-PGPUB; USPAT; USOCR; FPRS; EPO; JPO; DERWENT; IBM_TDB	OR	OFF	2008/12/02 16:09
S35	4	("7107278").PN.	US-PGPUB; USPAT; USOCR; FPRS; EPO; JPO; DERWENT; IBM_TDB	OR	OFF	2008/12/02 16:10
S36	2	("6204760").PN.	US-PGPUB; USPAT; USOCR; FPRS; EPO; JPO; DERWENT; IBM_TDB	OR	OFF	2008/12/02 16:13
S37	695	camera same monitor same building	US-PGPUB; USPAT; USOCR; FPRS; EPO; JPO; DERWENT; IBM_TDB	OR	OFF	2008/12/02 16:20
S38	42	internet same camera same monitor same building	US-PGPUB; USPAT; USOCR; FPRS; EPO; JPO; DERWENT; IBM_TDB	OR	OFF	2008/12/02 16:21

S39	0	internet same camera same monitor same building same crack	US-PGPUB; USPAT; USOCR; FPRS; EPO; JPO; DERWENT; IBM_TDB	OR	OFF	2008/12/02 16:21
S40	0	internet same camera same monitor same building and crack	US-PGPUB; USPAT; USOCR; FPRS; EPO; JPO; DERWENT; IBM_TDB	OR	OFF	2008/12/02 16:21
S41	1	"20040109063" and user same location	US-PGPUB; USPAT; USOCR; FPRS; EPO; JPO; DERWENT; IBM_TDB	OR	OFF	2008/12/02 16:45
S42	118	email same connection same lost	US-PGPUB; USPAT; USOCR; FPRS; EPO; JPO; DERWENT; IBM_TDB	OR	OFF	2008/12/02 16:59
S43	23	email same connection same lost and camera	US-PGPUB; USPAT; USOCR; FPRS; EPO; JPO; DERWENT; IBM_TDB	OR	OFF	2008/12/02 16:59
S44	15	internet same camera same (secondary or backup) same mode	US-PGPUB; USPAT; USOCR; FPRS; EPO; JPO; DERWENT; IBM_TDB	OR	OFF	2008/12/02 20:35
S45	1	internet same camera same (secondary or backup) same mode same availabl\$4	US-PGPUB; USPAT; USOCR; FPRS; EPO; JPO; DERWENT; IBM_TDB	OR	OFF	2008/12/02 20:41
S46	67	internet same camera same switch same mode	US-PGPUB; USPAT; USOCR; FPRS; EPO; JPO; DERWENT; IBM_TDB	OR	OFF	2008/12/02 20:46

S47	8	internet same camera same roam\$4 same mode	US-PGPUB; USPAT; USOCR; FPRS; EPO; JPO; DERWENT; IBM_TDB	OR	OFF	2008/12/02 20:49
S48	14	internet same camera same SIM near3 card	US-PGPUB; USPAT; USOCR; FPRS; EPO; JPO; DERWENT; IBM_TDB	OR	OFF	2008/12/02 20:51
S49	5	(US-20050102167-\$).did. or (US-7272641-\$ or US- 7333785-\$ or US-5825413- \$ or US-6239833-\$).did.	US-PGPUB; USPAT	OR	OFF	2008/12/02 20:54
S50	0	sim and S49	US-PGPUB; USPAT; USOCR; FPRS; EPO; JPO; DERWENT; IBM_TDB	OR	OFF	2008/12/02 20:54
S51	3	identification and S49	US-PGPUB; USPAT; USOCR; FPRS; EPO; JPO; DERWENT; IBM_TDB	OR	OFF	2008/12/02 20:55
S52	45	(US-20050149979-\$ or US- 20050146621-\$ or US- 20050146610-\$ or US- 20050146609-\$ or US- 20050144653-\$ or US- 20050099519-\$ or US- 20050078189-\$ or US- 20050057649-\$ or US- 20050055727-\$ or US- 20050014493-\$ or US- 20040152440-\$ or US- 20040070670-\$ or US- 20030020811-\$ or US- 20020143769-\$ or US- 20020053087-\$ or US- 20020013815-\$ or US- 20010024232-\$ or US- 20010017655-\$ or US- 20020164945-\$).did. or (US-6882326-\$ or US- 6763226-\$ or US-6658091- \$ or US-6636259-\$ or US- 5994699-\$ or US-5027150- \$).did. or (US- 20050057649-\$ or US-	US-PGPUB; USPAT; DERWENT	OR	OFF	2008/12/02 20:56

		20050014493-\$ or US-20040152440-\$ or US-20040070670-\$ or JP-2004046313-\$ or WO-2004014050-\$ or WO-03024094-\$ or GB-2378078-\$ or EP-1271286-\$ or US-20020143769-\$ or US-20020053087-\$ or US-20020013815-\$ or US-20010017655-\$ or JP-2001230962-\$ or JP-2000134522-\$ or US-6658091-\$ or US-20020164945-\$ or WO-0209435-\$ or JP-10153490-\$ or JP-01283529-\$).did.				
S53	0	sim and S52	US-PGPUB; USPAT; USOCR; FPRS; EPO; JPO; DERWENT; IBM_TDB	OR	OFF	2008/12/02 20:57
S54	1	"20010005840" and sim same camera	US-PGPUB; USPAT; USOCR; FPRS; EPO; JPO; DERWENT; IBM_TDB	OR	OFF	2008/12/02 21:05
S55	1	"20010005840" and sim same camera same internet	US-PGPUB; USPAT; USOCR; FPRS; EPO; JPO; DERWENT; IBM_TDB	OR	OFF	2008/12/02 21:06
S56	425	camera same sim near3 card	US-PGPUB; USPAT; USOCR; FPRS; EPO; JPO; DERWENT; IBM_TDB	OR	OFF	2008/12/02 21:11
S57	14	internet same camera same sim near3 card	US-PGPUB; USPAT; USOCR; FPRS; EPO; JPO; DERWENT; IBM_TDB	OR	OFF	2008/12/02 21:11

S58	574	internet same camera same web near3 browser	US-PGPUB; USPAT; USOCR; FPRS; EPO; JPO; DERWENT; IBM_TDB	OR	OFF	2008/12/02 21:27
S59	47	internet near3 camera same web near3 browser	US-PGPUB; USPAT; USOCR; FPRS; EPO; JPO; DERWENT; IBM_TDB	OR	OFF	2008/12/02 21:27
S60	2	("6567122").PN.	US-PGPUB; USPAT; USOCR; FPRS; EPO; JPO; DERWENT; IBM_TDB	OR	OFF	2008/12/03 09:03
S61	2	("20030227540").PN.	US-PGPUB; USPAT; USOCR; FPRS; EPO; JPO; DERWENT; IBM_TDB	OR	OFF	2008/12/03 09:16
S62	427	camera same detect\$4 same crack	US-PGPUB; USPAT; USOCR; FPRS; EPO; JPO; DERWENT; IBM_TDB	OR	OFF	2008/12/03 09:47
S63	37	camera same detect\$4 same crack same (wall or ceiling or building or house)	US-PGPUB; USPAT; USOCR; FPRS; EPO; JPO; DERWENT; IBM_TDB	OR	OFF	2008/12/03 09:47
S64	0	APPARATUS with FOR with INSPECTING with WALL with SURFACE	US-PGPUB; USPAT; USOCR; FPRS; EPO; JPO; DERWENT; IBM_TDB	OR	OFF	2008/12/03 09:58
S65	101	APPARATUS with INSPECTING with WALL with SURFACE	US-PGPUB; USPAT; USOCR; FPRS; EPO; JPO; DERWENT; IBM_TDB	OR	OFF	2008/12/03 09:58

S66	5	APPARATUS with INSPECTING with WALL with SURFACE.ti.	US-PGPUB; USPAT; USOCR; FPRS; EPO; JPO; DERWENT; IBM_TDB	OR	OFF	2008/12/03 09:58
S67	21	APPARATUS with INSPECTING with WALL with SURFACE and camera	US-PGPUB; USPAT; USOCR; FPRS; EPO; JPO; DERWENT; IBM_TDB	OR	OFF	2008/12/03 09:59
S68	45	(US-20050149979-\$ or US-20050146621-\$ or US-20050146610-\$ or US-20050146609-\$ or US-20050144653-\$ or US-20050099519-\$ or US-20050078189-\$ or US-20050057649-\$ or US-20050055727-\$ or US-20050014493-\$ or US-20040152440-\$ or US-20040070670-\$ or US-20030020811-\$ or US-20020143769-\$ or US-20020053087-\$ or US-20020013815-\$ or US-20010024232-\$ or US-20010017655-\$ or US-20020164945-\$).did. or (US-6882326-\$ or US-6763226-\$ or US-6658091-\$ or US-6636259-\$ or US-5994699-\$ or US-5027150-\$).did. or (US-20050057649-\$ or US-20050014493-\$ or US-20040152440-\$ or US-20040070670-\$ or JP-2004046313-\$ or WO-2004014050-\$ or WO-03024094-\$ or GB-2378078-\$ or EP-1271286-\$ or US-20020143769-\$ or US-20020053087-\$ or US-20020013815-\$ or US-20010017655-\$ or JP-2001230962-\$ or JP-2000134522-\$ or US-6658091-\$ or US-20020164945-\$ or WO-0209435-\$ or JP-10153490-\$ or JP-01283529-\$).did.	US-PGPUB; USPAT; DERWENT	OR	OFF	2008/12/03 10:02

S69	4	building and S68	US-PGPUB; USPAT; USOCR; FPRS; EPO; JPO; DERWENT; IBM_TDB	OR	OFF	2008/12/03 10:02
S70	8	camera same phone same room same (picture or image)	US-PGPUB; USPAT; USOCR; FPRS; EPO; JPO; DERWENT; IBM_TDB	OR	OFF	2008/12/03 17:39
S71	26	internet near3 camera same cell near phone same (picture or image)	US-PGPUB; USPAT; USOCR; FPRS; EPO; JPO; DERWENT; IBM_TDB	OR	OFF	2008/12/03 17:56
S72	2	("20040169759").PN.	US-PGPUB; USPAT; USOCR; FPRS; EPO; JPO; DERWENT; IBM_TDB	OR	OFF	2008/12/04 09:55
S73	1563	yen near3 vu.xa. or yen near3 vu.xp.	US-PGPUB; USPAT; USOCR; FPRS; EPO; JPO; DERWENT; IBM_TDB	OR	OFF	2008/12/04 09:56
S74	39	camera same scope and S73	US-PGPUB; USPAT; USOCR; FPRS; EPO; JPO; DERWENT; IBM_TDB	OR	OFF	2008/12/04 09:56
S75	718	348/207.1.ccls.	US-PGPUB; USPAT; USOCR; FPRS; EPO; JPO; DERWENT; IBM_TDB	OR	OFF	2008/12/04 13:38
S76	0	internet same camera same (secondary or backup) same mode and S75	US-PGPUB; USPAT; USOCR; FPRS; EPO; JPO; DERWENT; IBM_TDB	OR	OFF	2008/12/04 13:39

S77	0	camera same detect\$4 same crack same (wall or ceiling or building or house) and S75	US-PGPUB; USPAT; USOCR; FPRS; EPO; JPO; DERWENT; IBM_TDB	OR	OFF	2008/12/04 13:39
S78	92	internet near5 camera and S75	US-PGPUB; USPAT; USOCR; FPRS; EPO; JPO; DERWENT; IBM_TDB	OR	OFF	2008/12/04 13:39
S79	0	internet near5 camera same sim and S75	US-PGPUB; USPAT; USOCR; FPRS; EPO; JPO; DERWENT; IBM_TDB	OR	OFF	2008/12/04 13:40
S80	83	internet same switch same mode same automatic\$4 same (land or DSL or cable or satellite or wireless or cellular or wi-fi or wi-max)	US-PGPUB; USPAT; USOCR; FPRS; EPO; JPO; DERWENT; IBM_TDB	OR	OFF	2009/03/30 14:47
S81	16	internet same camera and (power near2 up) same (connect\$4) same (automatically)	US-PGPUB; USPAT; USOCR; FPRS; EPO; JPO; DERWENT; IBM_TDB	OR	OFF	2009/06/09 17:22
S82	2	("20050213147").PN.	US-PGPUB; USPAT; USOCR; FPRS; EPO; JPO; DERWENT; IBM_TDB	OR	OFF	2009/06/10 10:50

EAST Search History (I nterference)

Ref #	Hits	Search Query	DBs	Default Operator	Plurals	Time Stamp
L1	26	(internet same direct same camera).clm.	US-PGPUB; USPAT; UPAD	OR	OFF	2009/10/06 11:57


L2	26	("20010010543" "20010014910" "20010050711" "5633678" "5649186" "5724155" "5806005" "5864651" "5999207" "6012088" "6035323" "6104430" "6122005" "6163335" "6205485" "6246430" "6353848" "6381651" "6567122" "6930709").PN. OR ("7222357").URPN.	US-PGPUB; USPAT	OR	OFF	2009/10/06 11:58
L3	115	("20010017655" "20010017656" "20010024232" "20010043273" "20020053087" "20020163579" "20030025803" "20030208567" "20040012811" "4531161" "4746993" "4853733" "5032918" "5034804" "5040068" "5062010" "5099262" "5138459" "5146353" "5185667" "5231501" "5283644" "5283655" "5295077" "5343243" "5367332" "5402170" "5414464" "5475441" "5477264" "5479206" "5486853" "5488558" "5506617" "5528293" "5535011" "5541656" "5544315" "5550586" "5568192" "5581299" "5587928" "5606365" "5612732" "5631701" "5633678" "5635983" "5640204" "5646684" "5724155" "5734425" "5754227" "5796426" "5806005" "5815205" "5818537" "5870135" "5887140" "5911044" "5917542" "5990941" "5991842" "6005611" "6014693" "6034716" "6038296" "6043837" "6047264" "6061502" "6065062" "6067571" "6094221" "6104430" "6111662" "6134606"	US-PGPUB; USPAT	OR	OFF	2009/10/06 11:58

		"6147598" "6166729" "6167469" "6188431" "6195511" "6204877" "6208426" "6223190" "6226449" "6256059" "6278481" "6300976" "6331869" "6353848" "6360362" "6389464" "6407752" "6438587" "6441924" "6452629" "6525761" "6539547" "6556241" "6567122" "6571271" "6583813" "6591279" "6594032" "6603502" "6624846" "6636259" "6646677" "6654060" "6677989" "6720987" "6747692" "6751297" "7222357" "7256821" "7272845"). PN. OR ("7523481"). URPN.				
L4	53	("5546598" "5806005" "5995756" "6017157" "6035323" "6058428" "6085195" "6097389" "6121970" "6167469" "6223190" "6243102"). PN. OR ("6571271"). URPN.	US-PGPUB; USPAT	OR	OFF	2009/10/06 11:59
S83	927	348/207.1.ccls.	US-PGPUB; USPAT; UPAD	OR	OFF	2009/10/06 11:47
S84	560	348/14.02.ccls.	US-PGPUB; USPAT; UPAD	OR	OFF	2009/10/06 11:48
S85	887	725/105.ccls.	US-PGPUB; USPAT; UPAD	OR	OFF	2009/10/06 11:49
S86	6532	709/219.ccls.	US-PGPUB; USPAT; UPAD	OR	OFF	2009/10/06 11:49
S87	43	internet same camera. clm. and S83	US-PGPUB; USPAT; UPAD	OR	OFF	2009/10/06 11:50
S88	15	internet same camera. clm. and S84	US-PGPUB; USPAT; UPAD	OR	OFF	2009/10/06 11:50
S89	29	internet same camera same (archiv\$4 or sav\$4 or stor\$4).clm. and S83	US-PGPUB; USPAT; UPAD	OR	OFF	2009/10/06 11:51

S90	1	internet same camera same (archiv\$4 or sav\$4 or stor\$4) same power. clm. and S83	US-PGPUB; USPAT; UPAD	OR	OFF	2009/10/06 11:51
S91	2	internet same camera same (archiv\$4 or sav\$4 or stor\$4) same power. clm. and S84	US-PGPUB; USPAT; UPAD	OR	OFF	2009/10/06 11:52
S92	3	internet same camera same (archiv\$4 or sav\$4 or stor\$4) same power. clm. and S85	US-PGPUB; USPAT; UPAD	OR	OFF	2009/10/06 11:52
S93	0	internet same camera same (archiv\$4 or sav\$4 or stor\$4) same power. clm. and S86	US-PGPUB; USPAT; UPAD	OR	OFF	2009/10/06 11:53
S97	1	frank near2 clemente.in.	US-PGPUB; USPAT; UPAD	OR	OFF	2009/10/06 11:54
S98	1	ted near2 feaser.in.	US-PGPUB; USPAT; UPAD	OR	OFF	2009/10/06 11:55

10/6/2009 12:00:20 PM

C:\Documents and Settings\qle1\My Documents\EAST\Workspaces\11484373.wsp

Search Notes 	Application/Control No. 11484373	Applicant(s)/Patent Under Reexamination CLEMENTE ET AL.
	Examiner QUANG V LE	Art Unit 2622

SEARCHED			
Class	Subclass	Date	Examiner
348	207.1	12/4/2008	QLe
348	14.02	10/6/2009	QLe
725	105	10/6/2009	QLe
709	219	10/6/2009	QLe

SEARCH NOTES		
Search Notes	Date	Examiner
Class/subclass combined with text searches	12/4/2008	QLe
EAST and google searches	12/4/2008	QLe
Inventor and assignee name searches for double patent	12/4/2008	QLe
Updated Searches in EAST and Google	3/30/2009	QLe
Updated Searches in EAST and Google	6/10/09	QLe
Updated searches in EAST and Google	10/6/2009	QLe
Consulted with Nhan Tran for allowance	10/6/2009	QLe

INTERFERENCE SEARCH			
Class	Subclass	Date	Examiner
	See attached EAST interference search report	10/6/2009	QLe

--	--

PART B - FEE(S) TRANSMITTAL

Complete and send this form, together with applicable fee(s), to: **Mail** **Mail Stop ISSUE FEE**
Commissioner for Patents
P.O. Box 1450
Alexandria, Virginia 22313-1450
 or **Fax** **(571)-273-2885**

INSTRUCTIONS: This form should be used for transmitting the **ISSUE FEE** and **PUBLICATION FEE** (if required). Blocks 1 through 5 should be completed where appropriate. All further correspondence including the Patent, advance orders and notification of maintenance fees will be mailed to the current correspondence address as indicated unless corrected below or directed otherwise in Block 1, by (a) specifying a new correspondence address; and/or (b) indicating a separate "FEE ADDRESS" for maintenance fee notifications.

CURRENT CORRESPONDENCE ADDRESS (Note: Use Block 1 for any change of address)

Note: A certificate of mailing can only be used for domestic mailings of the Fee(s) Transmittal. This certificate cannot be used for any other accompanying papers. Each additional paper, such as an assignment or formal drawing, must have its own certificate of mailing or transmission.

24972 7590 10/16/2009

FULBRIGHT & JAWORSKI, LLP
 666 FIFTH AVE
 NEW YORK, NY 10103-3198

Certificate of Mailing or Transmission
 I hereby certify that this Fee(s) Transmittal is being deposited with the United States Postal Service with sufficient postage for first class mail in an envelope addressed to the Mail Stop ISSUE FEE address above, or being facsimile transmitted to the USPTO (571) 273-2885, on the date indicated below.

Fani Malikouzakis	(Depositor's name)
<i>Fani Malikouzakis</i>	(Signature)
October 16, 2009	(Date)

APPLICATION NO.	FILING DATE	FIRST NAMED INVENTOR	ATTORNEY DOCKET NO.	CONFIRMATION NO.
11/484,373	07/11/2006	Frank Clemente	NY-CLEM 201-US1 (10508190)	8920

TITLE OF INVENTION: INTEGRATED INTERNET CAMERA SYSTEM

APPLN. TYPE	SMALL ENTITY	ISSUE FEE DUE	PUBLICATION FEE DUE	PREV. PAID ISSUE FEE	TOTAL FEE(S) DUE	DATE DUE
nonprovisional	YES	\$755	\$300	\$0	\$1055	01/19/2010

EXAMINER	ART UNIT	CLASS-SUBCLASS
LE, QUANG V	2622	348-207100

1. Change of correspondence address or indication of "Fee Address" (37 CFR 1.363).
 Change of correspondence address (or Change of Correspondence Address form PTO/SB/122) attached.
 "Fee Address" indication (or "Fee Address" Indication form PTO/SB/47; Rev 03-02 or more recent) attached. Use of a Customer Number is required.

2. For printing on the patent front page, list
 (1) the names of up to 3 registered patent attorneys or agents OR, alternatively, 1 **Fulbright & Jaworski LLP**
 (2) the name of a single firm (having as a member a registered attorney or agent) and the names of up to 2 registered patent attorneys or agents. If no name is listed, no name will be printed. 2 _____
 3 _____

3. ASSIGNEE NAME AND RESIDENCE DATA TO BE PRINTED ON THE PATENT (print or type)
 PLEASE NOTE: Unless an assignee is identified below, no assignee data will appear on the patent. If an assignee is identified below, the document has been filed for recordation as set forth in 37 CFR 3.11. Completion of this form is NOT a substitute for filing an assignment.

(A) NAME OF ASSIGNEE **Frank Clemente** (B) RESIDENCE: (CITY and STATE OR COUNTRY) **Brooklyn, New York**

Please check the appropriate assignee category or categories (will not be printed on the patent): Individual Corporation or other private group entity Government

4a. The following fee(s) are submitted:
 Issue Fee
 Publication Fee (No small entity discount permitted)
 Advance Order - # of Copies 3

4b. Payment of Fee(s): (Please first reapply any previously paid issue fee shown above)
 A check is enclosed.
 Payment by credit card. Form PTO-2038 is attached.
 The Director is hereby authorized to charge the required fee(s), any deficiency, or credit any overpayment, to Deposit Account Number 500624 (enclose an extra copy of this form).

5. Change in Entity Status (from status indicated above)
 a. Applicant claims SMALL ENTITY status. See 37 CFR 1.27. b. Applicant is no longer claiming SMALL ENTITY status. See 37 CFR 1.27(g)(2).

NOTE: The Issue Fee and Publication Fee (if required) will not be accepted from anyone other than the applicant; a registered attorney or agent; or the assignee or other party in interest as shown by the records of the United States Patent and Trademark Office.

Authorized Signature *C. Andrew Im* Date **October 16, 2009**
 Typed or printed name **C. Andrew Im** Registration No. **40,657**

This collection of information is required by 37 CFR 1.311. The information is required to obtain or retain a benefit by the public which is to file (and by the USPTO to process) an application. Confidentiality is governed by 35 U.S.C. 122 and 37 CFR 1.14. This collection is estimated to take 12 minutes to complete, including gathering, preparing, and submitting the completed application form to the USPTO. Time will vary depending upon the individual case. Any comments on the amount of time you require to complete this form and/or suggestions for reducing this burden, should be sent to the Chief Information Officer, U.S. Patent and Trademark Office, U.S. Department of Commerce, P.O. Box 1450, Alexandria, Virginia 22313-1450. DO NOT SEND FEES OR COMPLETED FORMS TO THIS ADDRESS. SEND TO: Commissioner for Patents, P.O. Box 1450, Alexandria, Virginia 22313-1450.

Under the Paperwork Reduction Act of 1995, no persons are required to respond to a collection of information unless it displays a valid OMB control number.

Electronic Patent Application Fee Transmittal

Application Number:	11484373
Filing Date:	11-Jul-2006
Title of Invention:	INTEGRATED INTERNET CAMERA SYSTEM
First Named Inventor/Applicant Name:	Frank Clemente
Filer:	C. Andrew Im
Attorney Docket Number:	NY-CLEM 201-US1 (10508190)

Filed as Small Entity

Utility under 35 USC 111(a) Filing Fees

Description	Fee Code	Quantity	Amount	Sub-Total in USD(\$)
Basic Filing:				
Pages:				
Claims:				
Miscellaneous-Filing:				
Petition:				
Patent-Appeals-and-Interference:				
Post-Allowance-and-Post-Issuance:				
Utility Appl issue fee	2501	1	755	755
Publ. Fee- early, voluntary, or normal	1504	1	300	300

Description	Fee Code	Quantity	Amount	Sub-Total in USD(\$)
Extension-of-Time:				
Miscellaneous:				
Printed copy of patent - no color	8001	3	3	9
Total in USD (\$)				1064

Electronic Acknowledgement Receipt

EFS ID:	6278087
Application Number:	11484373
International Application Number:	
Confirmation Number:	8920
Title of Invention:	INTEGRATED INTERNET CAMERA SYSTEM
First Named Inventor/Applicant Name:	Frank Clemente
Customer Number:	24972
Filer:	C. Andrew Im
Filer Authorized By:	
Attorney Docket Number:	NY-CLEM 201-US1 (10508190)
Receipt Date:	16-OCT-2009
Filing Date:	11-JUL-2006
Time Stamp:	15:48:51
Application Type:	Utility under 35 USC 111(a)

Payment information:

Submitted with Payment	yes
Payment Type	Credit Card
Payment was successfully received in RAM	\$1064
RAM confirmation Number	1820
Deposit Account	500624
Authorized User	IM,CHAI ANDREW

The Director of the USPTO is hereby authorized to charge indicated fees and credit any overpayment as follows:

Charge any Additional Fees required under 37 C.F.R. Section 1.16 (National application filing, search, and examination fees)

Charge any Additional Fees required under 37 C.F.R. Section 1.17 (Patent application and reexamination processing fees)

Charge any Additional Fees required under 37 C.F.R. Section 1.19 (Document supply fees)

Charge any Additional Fees required under 37 C.F.R. Section 1.21 (Miscellaneous fees and charges)

File Listing:

Document Number	Document Description	File Name	File Size(Bytes)/ Message Digest	Multi Part /.zip	Pages (if appl.)
1	Issue Fee Payment (PTO-85B)	CLEM201.PDF	60896 215595104752aeb929c280c5f3c8d52ee4f52a84	no	1

Warnings:

The page size in the PDF is too large. The pages should be 8.5 x 11 or A4. If this PDF is submitted, the pages will be resized upon entry into the Image File Wrapper and may affect subsequent processing

Information:

2	Fee Worksheet (PTO-875)	fee-info.pdf	33534 e71d2e133c8dafb8cf407956ff2c385dec65b5e7	no	2
---	-------------------------	--------------	---	----	---

Warnings:

Information:

Total Files Size (in bytes): 94430

This Acknowledgement Receipt evidences receipt on the noted date by the USPTO of the indicated documents, characterized by the applicant, and including page counts, where applicable. It serves as evidence of receipt similar to a Post Card, as described in MPEP 503.

New Applications Under 35 U.S.C. 111

If a new application is being filed and the application includes the necessary components for a filing date (see 37 CFR 1.53(b)-(d) and MPEP 506), a Filing Receipt (37 CFR 1.54) will be issued in due course and the date shown on this Acknowledgement Receipt will establish the filing date of the application.

National Stage of an International Application under 35 U.S.C. 371

If a timely submission to enter the national stage of an international application is compliant with the conditions of 35 U.S.C. 371 and other applicable requirements a Form PCT/DO/EO/903 indicating acceptance of the application as a national stage submission under 35 U.S.C. 371 will be issued in addition to the Filing Receipt, in due course.

New International Application Filed with the USPTO as a Receiving Office

If a new international application is being filed and the international application includes the necessary components for an international filing date (see PCT Article 11 and MPEP 1810), a Notification of the International Application Number and of the International Filing Date (Form PCT/RO/105) will be issued in due course, subject to prescriptions concerning national security, and the date shown on this Acknowledgement Receipt will establish the international filing date of the application.



PART B - FEE(S) TRANSMITTAL

Complete and send this form, together with applicable fee(s), to: Mail Stop ISSUE FEE, Commissioner for Patents, P.O. Box 1450, Alexandria, Virginia 22313-1450 or Fax (571)-273-2885

INSTRUCTIONS: This form should be used for transmitting the ISSUE FEE and PUBLICATION FEE (if required). Blocks 1 through 5 should be completed where appropriate. All further correspondence including the Patent, advance orders and notification of maintenance fees will be mailed to the current correspondence address as indicated unless corrected below or directed otherwise in Block 1, by (a) specifying a new correspondence address; and/or (b) indicating a separate "FEE ADDRESS" for maintenance fee notifications.

CURRENT CORRESPONDENCE ADDRESS (Note: Use Block 1 for any change of address)

Note: A certificate of mailing can only be used for domestic mailings of the Fee(s) Transmittal. This certificate cannot be used for any other accompanying papers. Each additional paper, such as an assignment or formal drawing, must have its own certificate of mailing or transmission.

24972 7590 10/16/2009

FULBRIGHT & JAWORSKI, LLP
666 FIFTH AVE
NEW YORK, NY 10103-3198

10/19/2009 INTEFSW 00001820 11484373

01 FC:2501 755.00 OP
02 FC:1504 300.00 OP
03 FC:8001 9.00 OP

Certificate of Mailing or Transmission
I hereby certify that this Fee(s) Transmittal is being deposited with the United States Postal Service with sufficient postage for first class mail in an envelope addressed to the Mail Stop ISSUE FEE address above, or being facsimile transmitted to the USPTO (571) 273-2885, on the date indicated below.

Form with fields for Depositor's name (Fani Malikouzakis), Signature, and Date (October 16, 2009).

Table with columns: APPLICATION NO., FILING DATE, FIRST NAMED INVENTOR, ATTORNEY DOCKET NO., CONFIRMATION NO. Values: 11484373, 07/11/2006, Frank Clemente, NY-CLEM 201-US1 (10508190), 8920

TITLE OF INVENTION: INTEGRATED INTERNET CAMERA SYSTEM

Table with columns: APPLN. TYPE, SMALL ENTITY, ISSUE FEE DUE, PUBLICATION FEE DUE, PREV. PAID ISSUE FEE, TOTAL FEE(S) DUE, DATE DUE. Values: nonprovisional, YES, \$755, \$300, \$0, \$1055, 01/19/2010

Table with columns: EXAMINER, ART UNIT, CLASS-SUBCLASS. Values: LE, QUANG V, 2622, 348-207100

1. Change of correspondence address or indication of "Fee Address" (37 CFR 1.363).
2. For printing on the patent front page, list (1) the names of up to 3 registered patent attorneys or agents OR, alternatively, (2) the name of a single firm (having as a member a registered attorney or agent) and the names of up to 2 registered patent attorneys or agents. If no name is listed, no name will be printed.

3. ASSIGNEE NAME AND RESIDENCE DATA TO BE PRINTED ON THE PATENT (print or type)
PLEASE NOTE: Unless an assignee is identified below, no assignee data will appear on the patent. If an assignee is identified below, the document has been filed for recordation as set forth in 37 CFR 3.11. Completion of this form is NOT a substitute for filing an assignment.
(A) NAME OF ASSIGNEE: Frank Clemente
(B) RESIDENCE: (CITY and STATE OR COUNTRY): Brooklyn, New York

Please check the appropriate assignee category or categories (will not be printed on the patent): [X] Individual [] Corporation or other private group entity [] Government

4a. The following fee(s) are submitted: [X] Issue Fee, [X] Publication Fee (No small entity discount permitted), [X] Advance Order - # of Copies 3
4b. Payment of Fee(s): (Please first reapply any previously paid issue fee shown above) [] A check is enclosed, [X] Payment by credit card. Form PTO-2038 is attached, [X] The Director is hereby authorized to charge the required fee(s), any deficiency, or credit any overpayment, to Deposit Account Number 500624 (enclose an extra copy of this form).

5. Change in Entity Status (from status indicated above)
[] a. Applicant claims SMALL ENTITY status. See 37 CFR 1.27.
[] b. Applicant is no longer claiming SMALL ENTITY status. See 37 CFR 1.27(g)(2).

NOTE: The Issue Fee and Publication Fee (if required) will not be accepted from anyone other than the applicant; a registered attorney or agent; or the assignee or other party in interest as shown by the records of the United States Patent and Trademark Office.

Authorized Signature: [Signature] Date: October 16, 2009
Typed or printed name: C. Andrew Im Registration No.: 40.657

This collection of information is required by 37 CFR 1.311. The information is required to obtain or retain a benefit by the public which is to file (and by the USPTO to process) an application. Confidentiality is governed by 35 U.S.C. 122 and 37 CFR 1.14. This collection is estimated to take 12 minutes to complete, including gathering, preparing, and submitting the completed application form to the USPTO. Time will vary depending upon the individual case. Any comments on the amount of time you require to complete this form and/or suggestions for reducing this burden, should be sent to the Chief Information Officer, U.S. Patent and Trademark Office, U.S. Department of Commerce, P.O. Box 1450, Alexandria, Virginia 22313-1450. DO NOT SEND FEES OR COMPLETED FORMS TO THIS ADDRESS. SEND TO: Commissioner for Patents, P.O. Box 1450, Alexandria, Virginia 22313-1450.
Under the Paperwork Reduction Act of 1995, no persons are required to respond to a collection of information unless it displays a valid OMB control number.



APPLICATION NO.	ISSUE DATE	PATENT NO.	ATTORNEY DOCKET NO.	CONFIRMATION NO.
11/484,373	12/15/2009	7633524	NY-CLEM 201-US1 (10508190	8920

24972 7590 11/24/2009
FULBRIGHT & JAWORSKI, LLP
666 FIFTH AVE
NEW YORK, NY 10103-3198

ISSUE NOTIFICATION

The projected patent number and issue date are specified above.

Determination of Patent Term Adjustment under 35 U.S.C. 154 (b) (application filed on or after May 29, 2000)

The Patent Term Adjustment is 456 day(s). Any patent to issue from the above-identified application will include an indication of the adjustment on the front page.

If a Continued Prosecution Application (CPA) was filed in the above-identified application, the filing date that determines Patent Term Adjustment is the filing date of the most recent CPA.

Applicant will be able to obtain more detailed information by accessing the Patent Application Information Retrieval (PAIR) WEB site (<http://pair.uspto.gov>).

Any questions regarding the Patent Term Extension or Adjustment determination should be directed to the Office of Patent Legal Administration at (571)-272-7702. Questions relating to issue and publication fee payments should be directed to the Application Assistance Unit (AAU) of the Office of Data Management (ODM) at (571)-272-4200.

APPLICANT(s) (Please see PAIR WEB site <http://pair.uspto.gov> for additional applicants):

Frank Clemente, Brooklyn, NY;
Ted Feaser, Staten Island, NY;

REQUEST FOR RECALCULATION OF PATENT TERM ADJUSTMENT IN VIEW OF WYETH*

Attorney Docket Number: **CLEM 201.1 US** Patent Number: **7,633,524**

Filing Date (or 371(b) or (f) Date): **July 11, 2006** Issue Date: **December 15, 2009**

First Named Inventor: **Frank Clemente**

Title: **INTEGRATED INTERNET CAMERA SYSTEM**

PATENTEE HEREBY REQUESTS RECALCULATION OF THE PATENT TERM ADJUSTMENT (PTA) UNDER 35 USC 154(b) INDICATED ON THE ABOVE-IDENTIFIED PATENT. THE PATENTEE'S SOLE BASIS FOR REQUESTING THE RECALCULATION IS THE USPTO'S PRE-WYETH INTERPRETATION OF 35 U.S.C. 154(b)(2)(A).

Note: This form is only for requesting a recalculation of PTA for patents issued before March 2, 2010, if the sole basis for requesting the recalculation is the USPTO's pre-Wyeth interpretation of 35 U.S.C. 154(b)(2)(A). See Instruction Sheet on page 2 for more information.

Patentees are reminded that to preserve the right to review in the United States District Court for the District of Columbia of the USPTO's patent term adjustment determination, a patentee must ensure that he or she also takes the steps required under 35 U.S.C. 154(b)(3) and (b)(4) and 37 CFR 1.705 in a timely manner.

*Wyeth v. Kappos, No. 2009-1120 (Fed. Cir., Jan. 7, 2010).

Signature  Date **2/9/10**

Name (Print/Typed) **C. Andrew Im** Registration Number **40,657**

Note: Signatures of all the inventors or assignees of record of the entire interest or their representative(s) are required in accordance with 37 CFR 1.33 and 11.18. Please see 37 CFR 1.4(d) for the form of the signature. If necessary, submit multiple forms for more than one signature, see below*.

*Total of _____ forms are submitted.

The information is required to obtain or retain a benefit by the public which is to file (and by the USPTO to process) an application. Confidentiality is governed by 35 U.S.C. 122 and 37 CFR 1.11 and 1.14. This collection is estimated to take 12 hours to complete, including gathering, preparing, and submitting the completed application form to the USPTO. Time will vary depending upon the individual case. Any comments on the amount of time you require to complete this form and/or suggestions for reducing this burden, should be sent to the Chief Information Officer, U.S. Patent and Trademark Office, U.S. Department of Commerce, P.O. Box 1450, Alexandria, VA 22313-1450. DO NOT SEND FEES OR COMPLETED FORMS TO THIS ADDRESS. SEND TO: Commissioner for Patents, P.O. Box 1450, Alexandria, VA 22313-1450.

If you need assistance in completing the form, call 1-800-PTO-9199 and select option 2.

Electronic Acknowledgement Receipt

EFS ID:	6974135
Application Number:	11484373
International Application Number:	
Confirmation Number:	8920
Title of Invention:	INTEGRATED INTERNET CAMERA SYSTEM
First Named Inventor/Applicant Name:	Frank Clemente
Customer Number:	24972
Filer:	C. Andrew Im
Filer Authorized By:	
Attorney Docket Number:	NY-CLEM 201-US1 (10508190)
Receipt Date:	09-FEB-2010
Filing Date:	11-JUL-2006
Time Stamp:	10:11:39
Application Type:	Utility under 35 USC 111(a)

Payment information:

Submitted with Payment	no
------------------------	----

File Listing:

Document Number	Document Description	File Name	File Size(Bytes)/ Message Digest	Multi Part /.zip	Pages (if appl.)
1	Request for PTA recalculation in view of Wyeth	CLEM2011recal.PDF	30074 <small>beacb46c4608ae82147729a4893a8d3d0d4dae5</small>	no	1

Warnings:

The page size in the PDF is too large. The pages should be 8.5 x 11 or A4. If this PDF is submitted, the pages will be resized upon entry into the Image File Wrapper and may affect subsequent processing

Information:

Total Files Size (in bytes):

30074

This Acknowledgement Receipt evidences receipt on the noted date by the USPTO of the indicated documents, characterized by the applicant, and including page counts, where applicable. It serves as evidence of receipt similar to a Post Card, as described in MPEP 503.

New Applications Under 35 U.S.C. 111

If a new application is being filed and the application includes the necessary components for a filing date (see 37 CFR 1.53(b)-(d) and MPEP 506), a Filing Receipt (37 CFR 1.54) will be issued in due course and the date shown on this Acknowledgement Receipt will establish the filing date of the application.

National Stage of an International Application under 35 U.S.C. 371

If a timely submission to enter the national stage of an international application is compliant with the conditions of 35 U.S.C. 371 and other applicable requirements a Form PCT/DO/EO/903 indicating acceptance of the application as a national stage submission under 35 U.S.C. 371 will be issued in addition to the Filing Receipt, in due course.

New International Application Filed with the USPTO as a Receiving Office

If a new international application is being filed and the international application includes the necessary components for an international filing date (see PCT Article 11 and MPEP 1810), a Notification of the International Application Number and of the International Filing Date (Form PCT/RO/105) will be issued in due course, subject to prescriptions concerning national security, and the date shown on this Acknowledgement Receipt will establish the international filing date of the application.



UNITED STATES PATENT AND TRADEMARK OFFICE

UNITED STATES DEPARTMENT OF COMMERCE
United States Patent and Trademark Office
Address: COMMISSIONER FOR PATENTS
P.O. Box 1450
Alexandria, Virginia 22313-1450
www.uspto.gov

FULBRIGHT & JAWORSKI, LLP
666 FIFTH AVE
NEW YORK, NY 10103-3198

Mail Date: 04/21/2010

Applicant	: Frank Clemente	: DECISION ON REQUEST FOR
Patent Number	: 7633524	: RECALCULATION of PATENT
Issue Date	: 12/15/2009	: TERM ADJUSTMENT IN VIEW
Application No	: 11/484,373	: OF WYETH AND NOTICE OF INTENT TO
Filed	: 07/11/2006	: ISSUE CERTIFICATE OF CORRECTION
		:

The Request for Recalculation is **GRANTED** to the extent indicated.

The patent term adjustment has been determined to be **613** days. The USPTO will *sua sponte* issue a certificate of correction reflecting the amount of PTA days determined by the recalculation.

Prior to the issuance of the certificate of correction, the USPTO will afford patentee an opportunity to be heard and request reconsideration. Accordingly, patentee has **one month or thirty (30) days**, whichever is longer, to file a request for reconsideration of this patent term adjustment calculation. See 35 U.S.C. 154(b)(3)(B)(ii) and 37 CFR 1.322(a)(4). No extensions of time will be granted under 37 CFR 1.136.

Patentee should use document code PET.OP if electronically filing a request for reconsideration of this patent term adjustment calculation. The patentee must also include the information required by 37 CFR 1.705(b)(2) and the fee required by 37 CFR 1.18(e). If patentee does not file a timely request for reconsideration of this patent term adjustment calculation including the information required by 37 CFR 1.705(b)(2) and the fee required by 37 CFR 1.18(e), the USPTO will issue a certificate of correction reflecting the PTA determination noted above.

Patentee should be aware that in order to preserve the right to review in the United States District Court for the District of Columbia of the USPTO patent term adjustment determination, patentee must ensure that he or she also take the steps required under 35 U.S.C. 154(b)(4)(A) in a timely manner. Nothing in the request for recalculation should be construed as providing an alternative time frame for commencing a civil action under 35 U.S.C. 154(b)(4)(A).

Any questions concerning this decision should be directed to the Office of Patent Legal Administration at 571-272-7702.

Under the Paperwork Reduction Act of 1995, no persons are required to respond to a collection of information unless it displays a valid OMB control number.

**CHANGE OF
CORRESPONDENCE ADDRESS
Application**Address to:
Commissioner for Patents
P.O. Box 1450
Alexandria, VA 22313-1450

Application Number	11/484,373
Filing Date	7/11/2006
First Named Inventor	FRANK CLEMENTE
Art Unit	2622
Examiner Name	QUANG V. LE
Attorney Docket Number	CLEM201.1US

Please change the Correspondence Address for the above-identified patent application to:

 The address associated with
Customer Number:

99239

OR Firm or
Individual Name

Address

City

State

Zip

Country

Telephone

Email

This form cannot be used to change the data associated with a Customer Number. To change the data associated with an existing Customer Number use "Request for Customer Number Data Change" (PTO/SB/124).

I am the:

- Applicant/Inventor
- Assignee of record of the entire interest.
Statement under 37 CFR 3.73(b) is enclosed. (Form PTO/SB/96).
- Attorney or agent of record. Registration Number 40,657
- Registered practitioner named in the application transmittal letter in an application without an executed oath or declaration. See 37 CFR 1.33(a)(1). Registration Number _____

Signature

Typed or Printed
Name

ANDREW IM

Date SEPTEMBER 24, 2010

Telephone 848-413-7917

NOTE: Signatures of all the inventors or assignees of record of the entire interest or their representative(s) are required. Submit multiple forms if more than one signature is required, see below*.

 *Total of 1 forms are submitted.

This collection of information is required by 37 CFR 1.33. The information is required to obtain or retain a benefit by the public which is to file (and by the USPTO to process) an application. Confidentiality is governed by 35 U.S.C. 122 and 37 CFR 1.11 and 1.14. This collection is estimated to take 3 minutes to complete, including gathering, preparing, and submitting the completed application form to the USPTO. Time will vary depending upon the individual case. Any comments on the amount of time you require to complete this form and/or suggestions for reducing this burden, should be sent to the Chief Information Officer, U.S. Patent and Trademark Office, U.S. Department of Commerce, P.O. Box 1450, Alexandria, VA 22313-1450. DO NOT SEND FEES OR COMPLETED FORMS TO THIS ADDRESS. **SEND TO: Commissioner for Patents, P.O. Box 1450, Alexandria, VA 22313-1450.**

If you need assistance in completing the form, call 1-800-PTO-9199 and select option 2.

Electronic Acknowledgement Receipt

EFS ID:	8549196
Application Number:	11484373
International Application Number:	
Confirmation Number:	8920
Title of Invention:	INTEGRATED INTERNET CAMERA SYSTEM
First Named Inventor/Applicant Name:	Frank Clemente
Customer Number:	24972
Filer:	C. Andrew Im
Filer Authorized By:	
Attorney Docket Number:	NY-CLEM 201-US1 (10508190)
Receipt Date:	01-OCT-2010
Filing Date:	11-JUL-2006
Time Stamp:	23:36:36
Application Type:	Utility under 35 USC 111(a)

Payment information:

Submitted with Payment	no
------------------------	----

File Listing:

Document Number	Document Description	File Name	File Size(Bytes)/ Message Digest	Multi Part /.zip	Pages (if appl.)
1	Change of Address	CADD001.pdf	24345 <small>45fd80262135bed64f5699ded1b5175a7f84f02c</small>	no	1

Warnings:

Information:

This Acknowledgement Receipt evidences receipt on the noted date by the USPTO of the indicated documents, characterized by the applicant, and including page counts, where applicable. It serves as evidence of receipt similar to a Post Card, as described in MPEP 503.

New Applications Under 35 U.S.C. 111

If a new application is being filed and the application includes the necessary components for a filing date (see 37 CFR 1.53(b)-(d) and MPEP 506), a Filing Receipt (37 CFR 1.54) will be issued in due course and the date shown on this Acknowledgement Receipt will establish the filing date of the application.

National Stage of an International Application under 35 U.S.C. 371

If a timely submission to enter the national stage of an international application is compliant with the conditions of 35 U.S.C. 371 and other applicable requirements a Form PCT/DO/EO/903 indicating acceptance of the application as a national stage submission under 35 U.S.C. 371 will be issued in addition to the Filing Receipt, in due course.

New International Application Filed with the USPTO as a Receiving Office

If a new international application is being filed and the international application includes the necessary components for an international filing date (see PCT Article 11 and MPEP 1810), a Notification of the International Application Number and of the International Filing Date (Form PCT/RO/105) will be issued in due course, subject to prescriptions concerning national security, and the date shown on this Acknowledgement Receipt will establish the international filing date of the application.

UNITED STATES PATENT AND TRADEMARK OFFICE
CERTIFICATE OF CORRECTION

PATENT NO. : 7,633,524 B2
APPLICATION NO. : 11/484373
DATED : December 15, 2009
INVENTOR(S) : Clemente et al.

Page 1 of 1

It is certified that error appears in the above-identified patent and that said Letters Patent is hereby corrected as shown below:


On the Title Page:

The first or sole Notice should read --

Subject to any disclaimer, the term of this patent is extended or adjusted under 35 U.S.C. 154(b)
by 613 days.

Signed and Sealed this

Ninth Day of November, 2010



David J. Kappos

Director of the United States Patent and Trademark Office

Under the Paperwork Reduction Act of 1995, no persons are required to respond to a collection of information unless it displays a valid OMB control number.

POWER OF ATTORNEY OR REVOCATION OF POWER OF ATTORNEY WITH A NEW POWER OF ATTORNEY AND CHANGE OF CORRESPONDENCE ADDRESS	Application Number	11/484,373
	Filing Date	7-11-2006
	First Named Inventor	Frank Clemente
	Title	Integrated Internet Camera System
	Art Unit	2622
	Examiner Name	Quang V. Le
Attorney Docket Number	CLEM201.IUS	

I hereby revoke all previous powers of attorney given in the above-identified application.

A Power of Attorney is submitted herewith.
 OR
 I hereby appoint Practitioner(s) associated with the following Customer Number as my/our attorney(s) or agent(s) to prosecute the application identified above, and to transact all business in the United States Patent and Trademark Office connected therewith:

99239

OR
 I hereby appoint Practitioner(s) named below as my/our attorney(s) or agent(s) to prosecute the application identified above, and to transact all business in the United States Patent and Trademark Office connected therewith:

Practitioner(s) Name	Registration Number

Please recognize or change the correspondence address for the above-identified application to:

The address associated with the above-mentioned Customer Number.
 OR
 The address associated with Customer Number:

99239

Firm or Individual Name

Address

City State Zip

Country

Telephone Email

I am the:

Applicant/Inventor.
 OR
 Assignee of record of the entire interest. See 37 CFR 3.71.
 Statement under 37 CFR 3.73(b) (Form PTO/SB/96) submitted herewith or filed on _____

SIGNATURE of Applicant or Assignee of Record

Signature *Frank Clemente* Date 10-24-10
 Name Frank Clemente Telephone 718-492-4818
 Title and Company

NOTE: Signatures of all the inventors or assignees of record of the entire interest or their representative(s) are required. Submit multiple forms if more than one signature is required, see below.

Total of 1 forms are submitted.

This collection of information is required by 37 CFR 1.31, 1.32 and 1.33. The information is required to obtain or retain a benefit by the public which is to file (and by the USPTO to process) an application. Confidentiality is governed by 35 U.S.C. 122 and 37 CFR 1.11 and 1.14. This collection is estimated to take 3 minutes to complete, including gathering, preparing, and submitting the completed application form to the USPTO. Time will vary depending upon the individual case. Any comments on the amount of time you require to complete this form and/or suggestions for reducing this burden, should be sent to the Chief Information Officer, U.S. Patent and Trademark Office, U.S. Department of Commerce, P.O. Box 1450, Alexandria, VA 22313-1450. DO NOT SEND FEES OR COMPLETED FORMS TO THIS ADDRESS. SEND TO: Commissioner for Patents, P.O. Box 1450, Alexandria, VA 22313-1450.

If you need assistance in completing the form, call 1-800-PTO-9199 and select option 2.

Electronic Acknowledgement Receipt

EFS ID:	8913207
Application Number:	11484373
International Application Number:	
Confirmation Number:	8920
Title of Invention:	INTEGRATED INTERNET CAMERA SYSTEM
First Named Inventor/Applicant Name:	Frank Clemente
Customer Number:	99239
Filer:	C. Andrew Im
Filer Authorized By:	
Attorney Docket Number:	CLEM201.1US
Receipt Date:	24-NOV-2010
Filing Date:	11-JUL-2006
Time Stamp:	16:56:44
Application Type:	Utility under 35 USC 111(a)

Payment information:

Submitted with Payment	no
------------------------	----

File Listing:

Document Number	Document Description	File Name	File Size(Bytes)/ Message Digest	Multi Part /.zip	Pages (if appl.)
1	Power of Attorney	CLEMPOA.pdf	1140923 <small>429b08d0b2428faa382554a3c053c50836d0b207</small>	no	1

Warnings:

Information:

This Acknowledgement Receipt evidences receipt on the noted date by the USPTO of the indicated documents, characterized by the applicant, and including page counts, where applicable. It serves as evidence of receipt similar to a Post Card, as described in MPEP 503.

New Applications Under 35 U.S.C. 111

If a new application is being filed and the application includes the necessary components for a filing date (see 37 CFR 1.53(b)-(d) and MPEP 506), a Filing Receipt (37 CFR 1.54) will be issued in due course and the date shown on this Acknowledgement Receipt will establish the filing date of the application.

National Stage of an International Application under 35 U.S.C. 371

If a timely submission to enter the national stage of an international application is compliant with the conditions of 35 U.S.C. 371 and other applicable requirements a Form PCT/DO/EO/903 indicating acceptance of the application as a national stage submission under 35 U.S.C. 371 will be issued in addition to the Filing Receipt, in due course.

New International Application Filed with the USPTO as a Receiving Office

If a new international application is being filed and the international application includes the necessary components for an international filing date (see PCT Article 11 and MPEP 1810), a Notification of the International Application Number and of the International Filing Date (Form PCT/RO/105) will be issued in due course, subject to prescriptions concerning national security, and the date shown on this Acknowledgement Receipt will establish the international filing date of the application.



UNITED STATES PATENT AND TRADEMARK OFFICE

UNITED STATES DEPARTMENT OF COMMERCE
United States Patent and Trademark Office
Address: COMMISSIONER FOR PATENTS
P.O. Box 1450
Alexandria, Virginia 22313-1450
www.uspto.gov

APPLICATION NUMBER	FILING OR 371(C) DATE	FIRST NAMED APPLICANT	ATTY. DOCKET NO./TITLE
11/484,373	07/11/2006	Frank Clemente	CLEM201.1US

CONFIRMATION NO. 8920

IMPROPER CPOA LETTER



99239
IM IP Law PLLC
P.O. Box 333
Hartsdale, NY 10530

Date Mailed: 12/06/2010

NOTICE REGARDING POWER OF ATTORNEY

This is in response to the Power of Attorney filed 11/24/2010. The Power of Attorney in this application is not accepted for the reason(s) listed below:

- The signature(s) of Ted Feaser, a co-inventor in this application, has been omitted. The Power of Attorney will be entered upon receipt of confirmation signed by said co-inventor.

/atesfai/

Office of Data Management, Application Assistance Unit (571) 272-4000, or (571) 272-4200, or 1-888-786-0101

Under the Paperwork Reduction Act of 1995, no person is required to respond to a collection of information unless it displays a valid OMB control number.

POWER OF ATTORNEY OR REVOCATION OF POWER OF ATTORNEY WITH A NEW POWER OF ATTORNEY AND CHANGE OF CORRESPONDENCE ADDRESS	Application Number	11/484,373
	Filing Date	7-11-2006
	First Named Inventor	FRANK CLEMENTE
	Title	Integrated Internet Camera System
	Art Unit	2622
	Examiner Name	Quang V. Le
	Attorney Docket Number	CLEM201.1US

I hereby revoke all previous powers of attorney given in the above-identified application.

A Power of Attorney is submitted herewith.

OR

I hereby appoint Practitioner(s) associated with the following Customer Number as my/our attorney(s) or agent(s) to prosecute the application identified above, and to transact all business in the United States Patent and Trademark Office connected therewith:

99239

OR

I hereby appoint Practitioner(s) named below as my/our attorney(s) or agent(s) to prosecute the application identified above, and to transact all business in the United States Patent and Trademark Office connected therewith:

Practitioner(s) Name	Registration Number

Please recognize or change the correspondence address for the above-identified application to:

The address associated with the above-mentioned Customer Number.

OR

The address associated with Customer Number:

99239

OR

Firm or Individual Name

Address

City

State

Zip

Country

Telephone

Email


I am file:

Applicant/Inventor.

OR

Assignee of record of the entire interest. See 37 CFR 3.71. Statement under 37 CFR 3.73(c) (Form PTO/SB/59) submitted herewith or filed on _____

SIGNATURE of Applicant or Assignee of Record

Signature		Date	12-06-2010
Name	Frank Clemente	Telephone	718-492-4818
Title and Company			

NOTE: Signatures of all the inventors or assignees of record of the entire interest or their representative(s) are required. Submit multiple forms if more than one signature is required, see below.

Total of 1 forms are submitted.

This collection of information is required by 37 CFR 1.31, 1.32 and 1.33. The information is required to obtain or retain a benefit by the rights which is to file (and by the USPTO to process) an application. Confidentiality is governed by 35 U.S.C. 122 and 37 CFR 1.11 and 1.14. This collection is estimated to take 3 minutes to complete, including gathering, preparing, and submitting the completed application form to the USPTO. Time will vary depending upon the individual case. Any comments on the amount of time you require to complete this form and/or suggestions for reducing this burden, should be sent to the Chief Information Officer, U.S. Patent and Trademark Office, U.S. Department of Commerce, P.O. Box 1480, Alexandria, VA 22313-1455. DO NOT SEND FEES OR COMPLETED FORMS TO THIS ADDRESS. SEND TO: Commissioner for Patents, P.O. Box 1458, Alexandria, VA 22313-1458.

If you need assistance in completing this form, call 1-800-PTO-9199 and select option 2.

STATEMENT UNDER 37 CFR 3.73(b)

Applicant/Patent Owner: FRANK CLEMENTE

Application No./Patent No.: 11/484,373 / 7,633,524 Filed/Issue Date: 7-11-2006 / 12-15-2009

Titled:

FRANK CLEMENTE, a Individual
(Name of Assignee) (Type of Assignee, e.g., corporation, partnership, university, government agency, etc.)

states that it is:

- 1. the assignee of the entire right, title, and interest in;
- 2. an assignee of less than the entire right, title, and interest in (The extent (by percentage) of its ownership interest is _____ %); or
- 3. the assignee of an undivided interest in the entirety of (a complete assignment from one of the joint inventors was made)

the patent application/patent identified above, by virtue of either:

A. An assignment from the inventor(s) of the patent application/patent identified above. The assignment was recorded in the United States Patent and Trademark Office at Reel _____, Frame _____, or for which a copy therefore is attached.

OR

B. A chain of title from the inventor(s), of the patent application/patent identified above, to the current assignee as follows:

1. From: _____ To: _____

The document was recorded in the United States Patent and Trademark Office at Reel _____, Frame _____, or for which a copy thereof is attached.

2. From: _____ To: _____

The document was recorded in the United States Patent and Trademark Office at Reel _____, Frame _____, or for which a copy thereof is attached.

3. From: _____ To: _____


The document was recorded in the United States Patent and Trademark Office at Reel _____, Frame _____, or for which a copy thereof is attached.

Additional documents in the chain of title are listed on a supplemental sheet(s).

As required by 37 CFR 3.73(b)(1)(i), the documentary evidence of the chain of title from the original owner to the assignee was, or concurrently is being, submitted for recordation pursuant to 37 CFR 3.11.

[NOTE: A separate copy (i.e., a true copy of the original assignment document(s)) must be submitted to Assignment Division in accordance with 37 CFR Part 3, to record the assignment in the records of the USPTO. See MPEP 302.08]

The undersigned (whose title is supplied below) is authorized to act on behalf of the assignee.


Signature

12/6/10
Date

FRANK CLEMENTE
Printed or Typed Name

OWNER
Title

This collection of information is required by 37 CFR 3.73(b). The information is required to obtain or retain a benefit by the public which is to file (and by the USPTO to process) an application. Confidentiality is governed by 35 U.S.C. 122 and 37 CFR 1.11 and 1.14. This collection is estimated to take 12 minutes to complete, including gathering, preparing, and submitting the completed application form to the USPTO. Time will vary depending upon the individual case. Any comments on the amount of time you require to complete this form and/or suggestions for reducing this burden, should be sent to the Chief Information Officer, U.S. Patent and Trademark Office, U.S. Department of Commerce, P.O. Box 1450, Alexandria, VA 22313-1450. DO NOT SEND FEES OR COMPLETED FORMS TO THIS ADDRESS. SEND TO: Commissioner for Patents, P.O. Box 1450, Alexandria, VA 22313-1450.

If you need assistance in completing this form, call 1-800-PTO-3199 and select option 2.

Electronic Acknowledgement Receipt

EFS ID:	8977485
Application Number:	11484373
International Application Number:	
Confirmation Number:	8920
Title of Invention:	INTEGRATED INTERNET CAMERA SYSTEM
First Named Inventor/Applicant Name:	Frank Clemente
Customer Number:	99239
Filer:	C. Andrew Im
Filer Authorized By:	
Attorney Docket Number:	CLEM201.1US
Receipt Date:	06-DEC-2010
Filing Date:	11-JUL-2006
Time Stamp:	21:05:26
Application Type:	Utility under 35 USC 111(a)

Payment information:

Submitted with Payment	no
------------------------	----

File Listing:

Document Number	Document Description	File Name	File Size(Bytes)/ Message Digest	Multi Part /.zip	Pages (if appl.)
1	Power of Attorney	CLEMPOA.pdf	372938 <small>392613b550d418da6d954f93614419f0d942b35d</small>	no	1

Warnings:

Information:

2	Assignee showing of ownership per 37 CFR 3.73(b).	CLEMSTMT.pdf	268042 81180966e3f0129412de25b97193af19a9957e09	no	1
---	---	--------------	--	----	---

Warnings:

Information:

Total Files Size (in bytes):	640980
-------------------------------------	--------

This Acknowledgement Receipt evidences receipt on the noted date by the USPTO of the indicated documents, characterized by the applicant, and including page counts, where applicable. It serves as evidence of receipt similar to a Post Card, as described in MPEP 503.

New Applications Under 35 U.S.C. 111

If a new application is being filed and the application includes the necessary components for a filing date (see 37 CFR 1.53(b)-(d) and MPEP 506), a Filing Receipt (37 CFR 1.54) will be issued in due course and the date shown on this Acknowledgement Receipt will establish the filing date of the application.

National Stage of an International Application under 35 U.S.C. 371

If a timely submission to enter the national stage of an international application is compliant with the conditions of 35 U.S.C. 371 and other applicable requirements a Form PCT/DO/EO/903 indicating acceptance of the application as a national stage submission under 35 U.S.C. 371 will be issued in addition to the Filing Receipt, in due course.

New International Application Filed with the USPTO as a Receiving Office

If a new international application is being filed and the international application includes the necessary components for an international filing date (see PCT Article 11 and MPEP 1810), a Notification of the International Application Number and of the International Filing Date (Form PCT/RO/105) will be issued in due course, subject to prescriptions concerning national security, and the date shown on this Acknowledgement Receipt will establish the international filing date of the application.



UNITED STATES PATENT AND TRADEMARK OFFICE

UNITED STATES DEPARTMENT OF COMMERCE
United States Patent and Trademark Office
Address: COMMISSIONER FOR PATENTS
P.O. Box 1450
Alexandria, Virginia 22313-1450
www.uspto.gov

APPLICATION NUMBER	FILING OR 371(C) DATE	FIRST NAMED APPLICANT	ATTY. DOCKET NO./TITLE
11/484,373	07/11/2006	Frank Clemente	CLEM201.1US

CONFIRMATION NO. 8920

IMPROPER CPOA LETTER



99239
IM IP Law PLLC
P.O. Box 333
Hartsdale, NY 10530

Date Mailed: 12/15/2010

NOTICE REGARDING POWER OF ATTORNEY

This is in response to the Power of Attorney filed 12/06/2010. The Power of Attorney in this application is not accepted for the reason(s) listed below:

- The Power of Attorney is from an assignee and the Certificate required by 37 CFR 3.73(b) has not been received.

/tnnguyen/

Office of Data Management, Application Assistance Unit (571) 272-4000, or (571) 272-4200, or 1-888-786-0101

STATEMENT UNDER 37 CFR 3.73(b)

Applicant/Patent Owner: FRANK CLEMENTE

Application No./Patent No.: 11/484,373 / 7,633,524 Filed/Issue Date: 7-11-2006 / 12-15-2009

Titled:

FRANK CLEMENTE, a Individual
(Name of Assignee) (Type of Assignee, e.g., corporation, partnership, university, government agency, etc.)

states that it is:

- 1. the assignee of the entire right, title, and interest in;
- 2. an assignee of less than the entire right, title, and interest in (The extent (by percentage) of its ownership interest is _____ %); or
- 3. the assignee of an undivided interest in the entirety of (a complete assignment from one of the joint inventors was made)

the patent application/patent identified above, by virtue of either:

A. An assignment from the inventor(s) of the patent application/patent identified above. The assignment was recorded in the United States Patent and Trademark Office at Reel 018404, Frame 0118, or for which a copy therefore is attached.

OR

B. A chain of title from the inventor(s), of the patent application/patent identified above, to the current assignee as follows:

1. From: _____ To: _____

The document was recorded in the United States Patent and Trademark Office at Reel _____, Frame _____, or for which a copy thereof is attached.

2. From: _____ To: _____

The document was recorded in the United States Patent and Trademark Office at Reel _____, Frame _____, or for which a copy thereof is attached.

3. From: _____ To: _____


The document was recorded in the United States Patent and Trademark Office at Reel _____, Frame _____, or for which a copy thereof is attached.

Additional documents in the chain of title are listed on a supplemental sheet(s).

As required by 37 CFR 3.73(b)(1)(i), the documentary evidence of the chain of title from the original owner to the assignee was, or concurrently is being, submitted for recordation pursuant to 37 CFR 3.11.

[NOTE: A separate copy (i.e., a true copy of the original assignment document(s)) must be submitted to Assignment Division in accordance with 37 CFR Part 3, to record the assignment in the records of the USPTO. See MPEP 302.08]

The undersigned (whose title is supplied below) is authorized to act on behalf of the assignee.



Signature

12/6/10

Date

FRANK CLEMENTE

Printed or Typed Name

OWNER

Title

This collection of information is required by 37 CFR 3.73(b). The information is required to obtain or retain a benefit by the public which is to file (and by the USPTO to process) an application. Confidentiality is governed by 35 U.S.C. 122 and 37 CFR 1.11 and 1.14. This collection is estimated to take 12 minutes to complete, including gathering, preparing, and submitting the completed application form to the USPTO. Time will vary depending upon the individual case. Any comments on the amount of time you require to complete this form and/or suggestions for reducing this burden, should be sent to the Chief Information Officer, U.S. Patent and Trademark Office, U.S. Department of Commerce, P.O. Box 1450, Alexandria, VA 22313-1450. DO NOT SEND FEES OR COMPLETED FORMS TO THIS ADDRESS. SEND TO: Commissioner for Patents, P.O. Box 1450, Alexandria, VA 22313-1450.

If you need assistance in completing this form, call 1-800-PTO-3199 and select option 2.

Electronic Acknowledgement Receipt

EFS ID:	9038616
Application Number:	11484373
International Application Number:	
Confirmation Number:	8920
Title of Invention:	INTEGRATED INTERNET CAMERA SYSTEM
First Named Inventor/Applicant Name:	Frank Clemente
Customer Number:	99239
Filer:	C. Andrew Im
Filer Authorized By:	
Attorney Docket Number:	CLEM201.1US
Receipt Date:	15-DEC-2010
Filing Date:	11-JUL-2006
Time Stamp:	11:46:23
Application Type:	Utility under 35 USC 111(a)

Payment information:

Submitted with Payment	no
------------------------	----

File Listing:

Document Number	Document Description	File Name	File Size(Bytes)/ Message Digest	Multi Part /.zip	Pages (if appl.)
1	Assignee showing of ownership per 37 CFR 3.73(b).	CLEMSTMT.pdf	269603 <small>006f332f636aa0567a71d9e78f9365c62f5d43c6</small>	no	1

Warnings:

Information:

This Acknowledgement Receipt evidences receipt on the noted date by the USPTO of the indicated documents, characterized by the applicant, and including page counts, where applicable. It serves as evidence of receipt similar to a Post Card, as described in MPEP 503.

New Applications Under 35 U.S.C. 111

If a new application is being filed and the application includes the necessary components for a filing date (see 37 CFR 1.53(b)-(d) and MPEP 506), a Filing Receipt (37 CFR 1.54) will be issued in due course and the date shown on this Acknowledgement Receipt will establish the filing date of the application.

National Stage of an International Application under 35 U.S.C. 371

If a timely submission to enter the national stage of an international application is compliant with the conditions of 35 U.S.C. 371 and other applicable requirements a Form PCT/DO/EO/903 indicating acceptance of the application as a national stage submission under 35 U.S.C. 371 will be issued in addition to the Filing Receipt, in due course.

New International Application Filed with the USPTO as a Receiving Office

If a new international application is being filed and the international application includes the necessary components for an international filing date (see PCT Article 11 and MPEP 1810), a Notification of the International Application Number and of the International Filing Date (Form PCT/RO/105) will be issued in due course, subject to prescriptions concerning national security, and the date shown on this Acknowledgement Receipt will establish the international filing date of the application.

Under the Paperwork Reduction Act of 1995, no persons are required to respond to a collection of information unless it displays a valid OMB control number.

REQUEST FOR WITHDRAWAL AS ATTORNEY OR AGENT AND CHANGE OF CORRESPONDENCE ADDRESS	Application Number	11/484,373-Conf. #8920
	Filing Date	July 11, 2006
	First Named Inventor	Frank Clemente
	Art Unit	2622
	Examiner Name	Le, Quang V
	Attorney Docket Number	NY-CLEM 201-US1

To: **Commissioner for Patents**
P.O. Box 1450
Alexandria, VA 22313-1450

Please withdraw me as attorney or agent for the above identified patent application, and

- all the practitioners of record;
- the practitioners (with registration numbers) of record listed on the attached paper(s); or
- the practitioners of record associated with Customer Number: 024972

NOTE: The immediately preceding box should only be marked when the practitioners were appointed using the listed Customer Number.

The reason(s) for this request are those described in 37 CFR:

- | | | | |
|---|--|---|---|
| <input type="checkbox"/> 10.40(b)(1) | <input type="checkbox"/> 10.40(b)(2) | <input type="checkbox"/> 10.40(b)(3) | <input checked="" type="checkbox"/> 10.40(b)(4) |
| <input type="checkbox"/> 10.40(c)(1)(i) | <input type="checkbox"/> 10.40(c)(1)(ii) | <input type="checkbox"/> 10.40(c)(1)(iii) | <input type="checkbox"/> 10.40(c)(1)(iv) |
| <input type="checkbox"/> 10.40(c)(1)(v) | <input type="checkbox"/> 10.40(c)(1)(vi) | <input type="checkbox"/> 10.40(c)(2) | <input type="checkbox"/> 10.40(c)(3) |
| <input type="checkbox"/> 10.40(c)(4) | <input type="checkbox"/> 10.40(c)(5) | <input type="checkbox"/> 10.40(c)(6) | Please explain below: |

Certifications

Check each box below that is factually correct. WARNING: If a box is left unchecked, the request will likely not be approved.

- I/We have given reasonable notice to the client, prior to the expiration of the response period, that the practitioner(s) intend to withdraw from employment.
- I/We have delivered to the client or a duly authorized representative of the client all papers and property (including funds) to which the client is entitled.
- I/We have notified the client of any responses that may be due and the time frame within which the client must respond.

Please provide an explanation, if necessary:

At the client's request the file for this application was provided to Mr. Im of Im IP Law PLLC. At that time, no action/response was due within 30 days. It has come to our attention that Mr. Im has not filed a new Power of Attorney and thus, despite the representation by Fulbright & Jaworski L.L.P. having been terminated by the applicant, Fulbright & Jaworski L.L.P. incorrectly remains listed as having the attorney of record.

Request for Withdrawal as Attorney or Agent

I hereby certify that this paper (along with any paper referred to as being attached or enclosed) is being transmitted via the Office electronic filing system in accordance with § 1.6(a)(4).

Dated: May 27, 2011

Signature:  (Scott Matthews)

Under the Paperwork Reduction Act of 1995, no persons are required to respond to a collection of information unless it displays a valid OMB control number.

REQUEST FOR WITHDRAWAL AS ATTORNEY OR AGENT AND CHANGE OF CORRESPONDENCE ADDRESS

Complete the following section only when the correspondence address will change. Changes of address will only be accepted to an inventor or an assignee that has properly made itself of record pursuant to 37 CFR 3.71.

Change the correspondence address and direct all future correspondence to:

A. The address of the inventor or assignee associated with Customer Number: _____

OR

B. Inventor or
Assignee Name

Address

City State Zip Country

Telephone Email

I am authorized to sign on behalf of myself and all withdrawing practitioners.

Signature 

Name R. Ross Viguet Registration No. 42,203

Address Fulbright & Jaworski L.L.P.
2200 Ross Avenue, Suite 2800

City Dallas State TX Zip 75201-2784 Country US

Date May 27, 2011 Telephone No. (214) 855-8185

NOTE: Withdrawal is effective when approved rather than when received.

Electronic Acknowledgement Receipt

EFS ID:	10183230
Application Number:	11484373
International Application Number:	
Confirmation Number:	8920
Title of Invention:	INTEGRATED INTERNET CAMERA SYSTEM
First Named Inventor/Applicant Name:	Frank Clemente
Customer Number:	99239
Filer:	David H. Tannenbaum/Scott Matthews
Filer Authorized By:	David H. Tannenbaum
Attorney Docket Number:	CLEM201.1US
Receipt Date:	27-MAY-2011
Filing Date:	11-JUL-2006
Time Stamp:	12:20:51
Application Type:	Utility under 35 USC 111(a)

Payment information:

Submitted with Payment	no
------------------------	----

File Listing:

Document Number	Document Description	File Name	File Size(Bytes)/ Message Digest	Multi Part /.zip	Pages (if appl.)
1	Petition to withdraw attorney or agent (SB83)	11484373Withdrawal.pdf	94383 f5529295bfc13beaf68bb28340291a48c41c6e54	no	2

Warnings:

The page size in the PDF is too large. The pages should be 8.5 x 11 or A4. If this PDF is submitted, the pages will be resized upon entry into the Image File Wrapper and may affect subsequent processing

Information:

Total Files Size (in bytes):

94383

This Acknowledgement Receipt evidences receipt on the noted date by the USPTO of the indicated documents, characterized by the applicant, and including page counts, where applicable. It serves as evidence of receipt similar to a Post Card, as described in MPEP 503.

New Applications Under 35 U.S.C. 111

If a new application is being filed and the application includes the necessary components for a filing date (see 37 CFR 1.53(b)-(d) and MPEP 506), a Filing Receipt (37 CFR 1.54) will be issued in due course and the date shown on this Acknowledgement Receipt will establish the filing date of the application.

National Stage of an International Application under 35 U.S.C. 371

If a timely submission to enter the national stage of an international application is compliant with the conditions of 35 U.S.C. 371 and other applicable requirements a Form PCT/DO/EO/903 indicating acceptance of the application as a national stage submission under 35 U.S.C. 371 will be issued in addition to the Filing Receipt, in due course.

New International Application Filed with the USPTO as a Receiving Office

If a new international application is being filed and the international application includes the necessary components for an international filing date (see PCT Article 11 and MPEP 1810), a Notification of the International Application Number and of the International Filing Date (Form PCT/RO/105) will be issued in due course, subject to prescriptions concerning national security, and the date shown on this Acknowledgement Receipt will establish the international filing date of the application.

REQUEST FOR WITHDRAWAL AS ATTORNEY OR AGENT AND CHANGE OF CORRESPONDENCE ADDRESS	Application Number	11/484,373-Conf. #8920
	Filing Date	July 11, 2006
	First Named Inventor	Frank Clemente
	Art Unit	2622
	Examiner Name	Le, Quang V
	Attorney Docket Number	NY-CLEM 201-US1

**To: Commissioner for Patents
P.O. Box 1450
Alexandria, VA 22313-1450**

Please withdraw me as attorney or agent for the above identified patent application, and

- all the practitioners of record;
- the practitioners (with registration numbers) of record listed on the attached paper(s); or
- the practitioners of record associated with Customer Number: 024972

NOTE: The immediately preceding box should only be marked when the practitioners were appointed using the listed Customer Number.

The reason(s) for this request are those described in 37 CFR:

- 10.40(b)(1) 10.40(b)(2) 10.40(b)(3) 10.40(b)(4)
- 10.40(c)(1)(i) 10.40(c)(1)(ii) 10.40(c)(1)(iii) 10.40(c)(1)(iv)
- 10.40(c)(1)(v) 10.40(c)(1)(vi) 10.40(c)(2) 10.40(c)(3)
- 10.40(c)(4) 10.40(c)(5) 10.40(c)(6) Please explain below:

Certifications

Check each box below that is factually correct. WARNING: If a box is left unchecked, the request will likely not be approved.

1. I/We have given reasonable notice to the client, prior to the expiration of the response period, that the practitioner(s) intend to withdraw from employment.
2. I/We have delivered to the client or a duly authorized representative of the client all papers and property (including funds) to which the client is entitled.
3. I/We have notified the client of any responses that may be due and the time frame within which the client must respond.

Please provide an explanation, if necessary:

At the client's request the file for this application was provided to Mr. Im of Im IP Law PLLC. At that time, no action/response was due within 30 days. It has come to our attention that Mr. Im has not filed a new Power of Attorney and thus, despite the representation by Fulbright & Jaworski L.L.P. having been terminated by the applicant, Fulbright & Jaworski L.L.P. incorrectly remains listed as having the attorney of record.

Request for Withdrawal as Attorney or Agent

I hereby certify that this paper (along with any paper referred to as being attached or enclosed) is being transmitted via the Office electronic filing system in accordance with § 1.6(a)(4).

Dated: June 24, 2011

Signature: Scott Matthews (Scott Matthews)

Under the Paperwork Reduction Act of 1995, no persons are required to respond to a collection of information unless it displays a valid OMB control number.

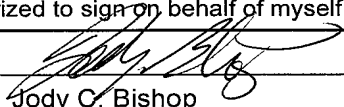
REQUEST FOR WITHDRAWAL AS ATTORNEY OR AGENT AND CHANGE OF CORRESPONDENCE ADDRESS

Complete the following section only when the correspondence address will change. Changes of address will only be accepted to an inventor or an assignee that has properly made itself of record pursuant to 37 CFR 3.71.

Change the correspondence address and direct all future correspondence to:

A. The address of the inventor or assignee associated with Customer Number: _____

OR

B.	<input checked="" type="checkbox"/> Inventor or Assignee Name	Alex Is The Best, LLC		
Address 75 82 nd Street				
City Brooklyn		State NY	Zip 11209	Country USA
Telephone			Email	
I am authorized to sign on behalf of myself and all withdrawing practitioners.				
Signature				
Name	Jody C. Bishop		Registration No.	44,034
Address Fulbright & Jaworski L.L.P. 2200 Ross Avenue, Suite 2800				
City Dallas		State TX	Zip 75201-2784	Country US
Date	June 24, 2011		Telephone No. (214) 855-8007	
<i>NOTE: Withdrawal is effective when approved rather than when received.</i>				

Electronic Acknowledgement Receipt

EFS ID:	10386853
Application Number:	11484373
International Application Number:	
Confirmation Number:	8920
Title of Invention:	INTEGRATED INTERNET CAMERA SYSTEM
First Named Inventor/Applicant Name:	Frank Clemente
Customer Number:	99239
Filer:	David H. Tannenbaum/Scott Matthews
Filer Authorized By:	David H. Tannenbaum
Attorney Docket Number:	CLEM201.1US
Receipt Date:	24-JUN-2011
Filing Date:	11-JUL-2006
Time Stamp:	18:56:21
Application Type:	Utility under 35 USC 111(a)

Payment information:

Submitted with Payment	no
------------------------	----

File Listing:

Document Number	Document Description	File Name	File Size(Bytes)/ Message Digest	Multi Part /.zip	Pages (if appl.)
1	Petition to withdraw attorney or agent (SB83)	11484373WithdrawReq.pdf	97054 <small>5385842d7ae0cc897ba3cd6d6e0abb7da5e0e124</small>	no	2

Warnings:

The page size in the PDF is too large. The pages should be 8.5 x 11 or A4. If this PDF is submitted, the pages will be resized upon entry into the Image File Wrapper and may affect subsequent processing

Information:

Total Files Size (in bytes):

97054

This Acknowledgement Receipt evidences receipt on the noted date by the USPTO of the indicated documents, characterized by the applicant, and including page counts, where applicable. It serves as evidence of receipt similar to a Post Card, as described in MPEP 503.

New Applications Under 35 U.S.C. 111

If a new application is being filed and the application includes the necessary components for a filing date (see 37 CFR 1.53(b)-(d) and MPEP 506), a Filing Receipt (37 CFR 1.54) will be issued in due course and the date shown on this Acknowledgement Receipt will establish the filing date of the application.

National Stage of an International Application under 35 U.S.C. 371

If a timely submission to enter the national stage of an international application is compliant with the conditions of 35 U.S.C. 371 and other applicable requirements a Form PCT/DO/EO/903 indicating acceptance of the application as a national stage submission under 35 U.S.C. 371 will be issued in addition to the Filing Receipt, in due course.

New International Application Filed with the USPTO as a Receiving Office

If a new international application is being filed and the international application includes the necessary components for an international filing date (see PCT Article 11 and MPEP 1810), a Notification of the International Application Number and of the International Filing Date (Form PCT/RO/105) will be issued in due course, subject to prescriptions concerning national security, and the date shown on this Acknowledgement Receipt will establish the international filing date of the application.

AO 120 (Rev. 08/10)

TO: Mail Stop 8 Director of the U.S. Patent and Trademark Office P.O. Box 1450 Alexandria, VA 22313-1450	REPORT ON THE FILING OR DETERMINATION OF AN ACTION REGARDING A PATENT OR TRADEMARK
---	---

In Compliance with 35 U.S.C. § 290 and/or 15 U.S.C. § 1116 you are hereby advised that a court action has been filed in the U.S. District Court _____ for the District of Delaware _____ on the following

Trademarks or Patents. (the patent action involves 35 U.S.C. § 292.):

DOCKET NO.	DATE FILED 10/30/2013	U.S. DISTRICT COURT for the District of Delaware
PLAINTIFF ALEX IS THE BEST, LLC		DEFENDANT SAMSUNG ELECTRONICS CO. LTD, SAMSUNG ELECTRONICS AMERICA, INC. and SAMSUNG TELECOMMUNICATIONS AMERICA, LLC
PATENT OR TRADEMARK NO.	DATE OF PATENT OR TRADEMARK	HOLDER OF PATENT OR TRADEMARK
1 7,633,524	12/15/2009	ALEX IS THE BEST, LLC
2 7,907,172	3/15/2011	ALEX IS THE BEST, LLC
3 8,134,600	3/13/2012	ALEX IS THE BEST, LLC
4 8,477,197	7/2/2013	ALEX IS THE BEST, LLC
5		

In the above--entitled case, the following patent(s)/ trademark(s) have been included:

DATE INCLUDED	INCLUDED BY <input type="checkbox"/> Amendment <input type="checkbox"/> Answer <input type="checkbox"/> Cross Bill <input type="checkbox"/> Other Pleading		
PATENT OR TRADEMARK NO.	DATE OF PATENT OR TRADEMARK	HOLDER OF PATENT OR TRADEMARK	
1			
2			
3			
4			
5			

In the above--entitled case, the following decision has been rendered or judgement issued:

DECISION/JUDGEMENT

CLERK	(BY) DEPUTY CLERK	DATE
-------	-------------------	------

Copy 1—Upon initiation of action, mail this copy to Director Copy 3—Upon termination of action, mail this copy to Director
 Copy 2—Upon filing document adding patent(s), mail this copy to Director Copy 4—Case file copy

AO 120 (Rev. 08/10)

TO: Mail Stop 8 Director of the U.S. Patent and Trademark Office P.O. Box 1450 Alexandria, VA 22313-1450	REPORT ON THE FILING OR DETERMINATION OF AN ACTION REGARDING A PATENT OR TRADEMARK
--	---

In Compliance with 35 U.S.C. § 290 and/or 15 U.S.C. § 1116 you are hereby advised that a court action has been filed in the U.S. District Court for the District of Delaware on the following

Trademarks or Patents. (the patent action involves 35 U.S.C. § 292.):

DOCKET NO. 13-1787-RGA	DATE FILED 1/3/2014	U.S. DISTRICT COURT for the District of Delaware
PLAINTIFF Alex is the Best, LLC		DEFENDANT Samsung Electronics Co. Ltd., Samsung Electronics America, Inc., and Samsung Telecommunications America, LLC
PATENT OR TRADEMARK NO.	DATE OF PATENT OR TRADEMARK	HOLDER OF PATENT OR TRADEMARK
1 8,134,600	3/13/2012	Alex is the Best, LLC
2 8,477,197	7/2/2013	Alex is the Best, LLC
3 8,581,991	11/12/2013	Alex is the Best, LLC
4 7,633,524	12/15/2009	Alex is the Best, LLC
5 7,907,172	3/15/2011	Alex is the Best, LLC

In the above—entitled case, the following patent(s)/ trademark(s) have been included:

DATE INCLUDED	INCLUDED BY <input type="checkbox"/> Amendment <input type="checkbox"/> Answer <input type="checkbox"/> Cross Bill <input type="checkbox"/> Other Pleading	
PATENT OR TRADEMARK NO.	DATE OF PATENT OR TRADEMARK	HOLDER OF PATENT OR TRADEMARK
1		
2		
3		
4		
5		

In the above—entitled case, the following decision has been rendered or judgement issued:

DECISION/JUDGEMENT

CLERK	(BY) DEPUTY CLERK	DATE
-------	-------------------	------

Copy 1—Upon initiation of action, mail this copy to Director Copy 3—Upon termination of action, mail this copy to Director
 Copy 2—Upon filing document adding patent(s), mail this copy to Director Copy 4—Case file copy

AO 120 (Rev. 08/10)

TO: Mail Stop 8 Director of the U.S. Patent and Trademark Office P.O. Box 1450 Alexandria, VA 22313-1450	REPORT ON THE FILING OR DETERMINATION OF AN ACTION REGARDING A PATENT OR TRADEMARK
---	---

In Compliance with 35 U.S.C. § 290 and/or 15 U.S.C. § 1116 you are hereby advised that a court action has been filed in the U.S. District Court _____ for the District of Delaware _____ on the following

Trademarks or Patents. (the patent action involves 35 U.S.C. § 292.):

DOCKET NO. 13-1787-RGA	DATE FILED 1/3/2014	U.S. DISTRICT COURT for the District of Delaware
PLAINTIFF Alex is the Best, LLC		DEFENDANT Samsung Electronics Co. Ltd., Samsung Electronics America, Inc., and Samsung Telecommunications America, LLC
PATENT OR TRADEMARK NO.	DATE OF PATENT OR TRADEMARK	HOLDER OF PATENT OR TRADEMARK
1 8,134,600	3/13/2012	Alex is the Best, LLC
2 8,477,197	7/2/2013	Alex is the Best, LLC
3 8,581,991	11/12/2013	Alex is the Best, LLC
4 7,633,524	12/15/2009	Alex is the Best, LLC
5 7,907,172	3/15/2011	Alex is the Best, LLC

In the above—entitled case, the following patent(s)/ trademark(s) have been included:

DATE INCLUDED	INCLUDED BY <input type="checkbox"/> Amendment <input type="checkbox"/> Answer <input type="checkbox"/> Cross Bill <input type="checkbox"/> Other Pleading	
PATENT OR TRADEMARK NO.	DATE OF PATENT OR TRADEMARK	HOLDER OF PATENT OR TRADEMARK
1		
2		
3		
4		
5		

In the above—entitled case, the following decision has been rendered or judgement issued:

DECISION/JUDGEMENT <i>see attached Order</i>

CLERK <i>John A. Cerino</i>	(BY) DEPUTY CLERK	DATE <i>6/17/2014</i>
--------------------------------	-------------------	--------------------------

Copy 1—Upon initiation of action, mail this copy to Director Copy 3—Upon termination of action, mail this copy to Director
 Copy 2—Upon filing document adding patent(s), mail this copy to Director Copy 4—Case file copy

IN THE UNITED STATES DISTRICT COURT
FOR THE DISTRICT OF DELAWARE

_____)	
ALEX IS THE BEST, LLC,)	
)	
Plaintiff,)	
)	
v.)	C.A. No. 13-1787-RGA
)	
SAMSUNG ELECTRONICS CO. LTD.,)	
SAMSUNG ELECTRONICS AMERICA, INC.,)	
and SAMSUNG TELECOMMUNICATIONS)	
AMERICA, LLC)	
)	
Defendants.)	
_____)	

~~PROPOSED~~ ORDER OF DISMISSAL WITH PREJUDICE AS TO
DEFENDANTS SAMSUNG ELECTRONICS CO. LTD., SAMSUNG ELECTRONICS
AMERICA, INC., AND SAMSUNG TELECOMMUNICATIONS AMERICA, LLC

The Stipulated Motion for Dismissal With Prejudice of all claims asserted by Plaintiff, Alex is the Best, LLC against Defendants Samsung Electronics Co., Ltd., Samsung Electronics America, Inc., and Samsung Telecommunications America, LLC, in this case is before the Court.

After considering the Motion, and good cause appearing therefore, IT IS HEREBY ORDERED THAT the motion is granted, and all claims asserted in this suit against Defendants Samsung Electronics Co., Ltd., Samsung Electronics America, Inc., and Samsung Telecommunications America, LLC, are hereby dismissed with prejudice. It is further ORDERED that all attorneys' fees and costs are to be borne by the party that incurred them.

Dated: June 17, 2014


UNITED STATES DISTRICT JUDGE

AO 120 (Rev. 08/10)

TO: Mail Stop 8 Director of the U.S. Patent and Trademark Office P.O. Box 1450 Alexandria, VA 22313-1450	REPORT ON THE FILING OR DETERMINATION OF AN ACTION REGARDING A PATENT OR TRADEMARK
---	---

In Compliance with 35 U.S.C. § 290 and/or 15 U.S.C. § 1116 you are hereby advised that a court action has been filed in the U.S. District Court _____ for the District of Delaware _____ on the following

Trademarks or Patents. (the patent action involves 35 U.S.C. § 292.):

DOCKET NO. 13-1787-RGA	DATE FILED 1/3/2014	U.S. DISTRICT COURT for the District of Delaware
PLAINTIFF Alex is the Best, LLC		DEFENDANT Samsung Electronics Co. Ltd., Samsung Electronics America, Inc., and Samsung Telecommunications America, LLC
PATENT OR TRADEMARK NO.	DATE OF PATENT OR TRADEMARK	HOLDER OF PATENT OR TRADEMARK
1 8,134,600	3/13/2012	Alex is the Best, LLC
2 8,477,197	7/2/2013	Alex is the Best, LLC
3 8,581,991	11/12/2013	Alex is the Best, LLC
4 7,633,524	12/15/2009	Alex is the Best, LLC
5 7,907,172	3/15/2011	Alex is the Best, LLC

In the above—entitled case, the following patent(s)/ trademark(s) have been included:

DATE INCLUDED	INCLUDED BY
	<input type="checkbox"/> Amendment <input type="checkbox"/> Answer <input type="checkbox"/> Cross Bill <input type="checkbox"/> Other Pleading
PATENT OR TRADEMARK NO.	DATE OF PATENT OR TRADEMARK
HOLDER OF PATENT OR TRADEMARK	
1	
2	
3	
4	
5	

In the above—entitled case, the following decision has been rendered or judgement issued:

DECISION/JUDGEMENT <i>see attached Order</i>

CLERK <i>John A. Cerino</i>	(BY) DEPUTY CLERK	DATE <i>6/17/2014</i>
--------------------------------	-------------------	--------------------------

Copy 1—Upon initiation of action, mail this copy to Director Copy 3—Upon termination of action, mail this copy to Director
 Copy 2—Upon filing document adding patent(s), mail this copy to Director Copy 4—Case file copy

IN THE UNITED STATES DISTRICT COURT
FOR THE DISTRICT OF DELAWARE


ALEX IS THE BEST, LLC,)	
)	
Plaintiff,)	
)	
v.)	C.A. No. 13-1787-RGA
)	
SAMSUNG ELECTRONICS CO. LTD.,)	
SAMSUNG ELECTRONICS AMERICA, INC.,)	
and SAMSUNG TELECOMMUNICATIONS)	
AMERICA, LLC)	
)	
Defendants.)	

~~PROPOSED~~ ORDER OF DISMISSAL WITH PREJUDICE AS TO
DEFENDANTS SAMSUNG ELECTRONICS CO. LTD., SAMSUNG ELECTRONICS
AMERICA, INC., AND SAMSUNG TELECOMMUNICATIONS AMERICA, LLC

The Stipulated Motion for Dismissal With Prejudice of all claims asserted by Plaintiff, Alex is the Best, LLC against Defendants Samsung Electronics Co., Ltd., Samsung Electronics America, Inc., and Samsung Telecommunications America, LLC, in this case is before the Court.

After considering the Motion, and good cause appearing therefore, IT IS HEREBY ORDERED THAT the motion is granted, and all claims asserted in this suit against Defendants Samsung Electronics Co., Ltd., Samsung Electronics America, Inc., and Samsung Telecommunications America, LLC, are hereby dismissed with prejudice. It is further ORDERED that all attorneys' fees and costs are to be borne by the party that incurred them.

Dated: June 17, 2014


UNITED STATES DISTRICT JUDGE

PATENT
IN THE UNITED STATES PATENT AND TRADEMARK OFFICE

In the **PATENT** of: **CLEMENTE ET AL.**

Current Date: 01 April 2015

Application No.: 11/484,373

Filed: 11 July 2006

Patent No.: 7,633,524

Issued: 15 December 2009

For: INTEGRATED INTERNET CAMERA SYSTEM

NOTIFICATION OF LOSS OF ENTITLEMENT TO SMALL ENTITY STATUS
PURSUANT TO 37 C.F.R. §1.27(g)(2)

MAIL STOP M CORRESPONDENCE

Commissioner for Patents
P. O. Box 1450
Alexandria, VA 22313-1450

Sir:

This communication hereby notifies of the loss of entitlement to small entity status in the above-identified patent.

Dated: April 1, 2015

Respectfully submitted,

By /C. ANDREW IM/
C. Andrew Im
Reg. No.: 40,657
IM IP LAW PLLC
29 Chase Road, #355
Scarsdale, New York 10583-0355
(347) 577-9480
(888) 415-3481 (Fax)
doCKET@imiplaw.com (email)
Attorney for Applicant

Electronic Acknowledgement Receipt

EFS ID:	21936524
Application Number:	11484373
International Application Number:	
Confirmation Number:	8920
Title of Invention:	INTEGRATED INTERNET CAMERA SYSTEM
First Named Inventor/Applicant Name:	Frank Clemente
Customer Number:	99239
Filer:	C. Andrew Im
Filer Authorized By:	
Attorney Docket Number:	CLEM201.1US
Receipt Date:	01-APR-2015
Filing Date:	11-JUL-2006
Time Stamp:	06:55:20
Application Type:	Utility under 35 USC 111(a)

Payment information:

Submitted with Payment	no
------------------------	----

File Listing:

Document Number	Document Description	File Name	File Size(Bytes)/ Message Digest	Multi Part /.zip	Pages (if appl.)
1	Notification of loss of entitlement to small entity status	ENTITY.pdf	80456 <small>44b4a48a7147088e759fc45bc44fec852a961b05</small>	no	1

Warnings:

Information:

This Acknowledgement Receipt evidences receipt on the noted date by the USPTO of the indicated documents, characterized by the applicant, and including page counts, where applicable. It serves as evidence of receipt similar to a Post Card, as described in MPEP 503.

New Applications Under 35 U.S.C. 111

If a new application is being filed and the application includes the necessary components for a filing date (see 37 CFR 1.53(b)-(d) and MPEP 506), a Filing Receipt (37 CFR 1.54) will be issued in due course and the date shown on this Acknowledgement Receipt will establish the filing date of the application.

National Stage of an International Application under 35 U.S.C. 371

If a timely submission to enter the national stage of an international application is compliant with the conditions of 35 U.S.C. 371 and other applicable requirements a Form PCT/DO/EO/903 indicating acceptance of the application as a national stage submission under 35 U.S.C. 371 will be issued in addition to the Filing Receipt, in due course.

New International Application Filed with the USPTO as a Receiving Office

If a new international application is being filed and the international application includes the necessary components for an international filing date (see PCT Article 11 and MPEP 1810), a Notification of the International Application Number and of the International Filing Date (Form PCT/RO/105) will be issued in due course, subject to prescriptions concerning national security, and the date shown on this Acknowledgement Receipt will establish the international filing date of the application.

AO 120 (Rev. 08/10)

TO: Mail Stop 8 Director of the U.S. Patent and Trademark Office P.O. Box 1450 Alexandria, VA 22313-1450	REPORT ON THE FILING OR DETERMINATION OF AN ACTION REGARDING A PATENT OR TRADEMARK
---	---

In Compliance with 35 U.S.C. § 290 and/or 15 U.S.C. § 1116 you are hereby advised that a court action has been filed in the U.S. District Court _____ for the District of Delaware _____ on the following

Trademarks or Patents. (the patent action involves 35 U.S.C. § 292.):

DOCKET NO.	DATE FILED 9/2/2016	U.S. DISTRICT COURT for the District of Delaware
PLAINTIFF ALEX IS THE BEST, LLC		DEFENDANT HUAWEI TECHNOLOGIES USA INC., ET AL.
PATENT OR TRADEMARK NO.	DATE OF PATENT OR TRADEMARK	HOLDER OF PATENT OR TRADEMARK
1 7,633,524	12/15/2009	ALEX IS THE BEST, LLC
2 7,907,172	3/15/2011	ALEX IS THE BEST, LLC
3 8,134,600	3/13/2012	ALEX IS THE BEST, LLC
4 8,477,197	7/2/2013	ALEX IS THE BEST, LLC
5 8,581,991	11/12/2013	ALEX IS THE BEST, LLC

In the above—entitled case, the following patent(s)/ trademark(s) have been included:

DATE INCLUDED	INCLUDED BY <input type="checkbox"/> Amendment <input type="checkbox"/> Answer <input type="checkbox"/> Cross Bill <input type="checkbox"/> Other Pleading	
PATENT OR TRADEMARK NO.	DATE OF PATENT OR TRADEMARK	HOLDER OF PATENT OR TRADEMARK
1		
2		
3		
4		
5		

In the above—entitled case, the following decision has been rendered or judgement issued:

DECISION/JUDGEMENT

CLERK	(BY) DEPUTY CLERK	DATE
-------	-------------------	------

Copy 1—Upon initiation of action, mail this copy to Director Copy 3—Upon termination of action, mail this copy to Director
 Copy 2—Upon filing document adding patent(s), mail this copy to Director Copy 4—Case file copy

**ADDENDUM TO REPORT ON THE FILING OR DETERMINATION OF AN ACTION
REGARDING A PATENT OR TRADEMARK**

	PATENT OR TRADEMARK NO.	DATE OF PATENT OR TRADEMARK	HOLDER OF PATENT OR TRADEMARK
6.	8,947,542	2/3/2015	ALEX IS THE BEST, LLC
7.	9,197,806	11/24/2015	ALEX IS THE BEST, LLC
8.			
9.			
10.			
11.			
12.			
13.			
14.			
15.			
16.			
17.			

AO 120 (Rev. 08/10)

TO: Mail Stop 8 Director of the U.S. Patent and Trademark Office P.O. Box 1450 Alexandria, VA 22313-1450	REPORT ON THE FILING OR DETERMINATION OF AN ACTION REGARDING A PATENT OR TRADEMARK
---	---

In Compliance with 35 U.S.C. § 290 and/or 15 U.S.C. § 1116 you are hereby advised that a court action has been filed in the U.S. District Court _____ for the District of Delaware _____ on the following

Trademarks or Patents. (the patent action involves 35 U.S.C. § 292.):

DOCKET NO.	DATE FILED 9/2/2016	U.S. DISTRICT COURT for the District of Delaware
PLAINTIFF ALEX IS THE BEST, LLC		DEFENDANT LENOVO HOLDING COMPANY, INC., ET AL.
PATENT OR TRADEMARK NO.	DATE OF PATENT OR TRADEMARK	HOLDER OF PATENT OR TRADEMARK
1 7,633,524	12/15/2009	ALEX IS THE BEST, LLC
2 7,907,172	3/15/2011	ALEX IS THE BEST, LLC
3 8,134,600	3/13/2012	ALEX IS THE BEST, LLC
4 8,477,197	7/2/2013	ALEX IS THE BEST, LLC
5 8,581,991	11/12/2013	ALEX IS THE BEST, LLC

In the above—entitled case, the following patent(s)/ trademark(s) have been included:

DATE INCLUDED	INCLUDED BY <input type="checkbox"/> Amendment <input type="checkbox"/> Answer <input type="checkbox"/> Cross Bill <input type="checkbox"/> Other Pleading	
PATENT OR TRADEMARK NO.	DATE OF PATENT OR TRADEMARK	HOLDER OF PATENT OR TRADEMARK
1		
2		
3		
4		
5		

In the above—entitled case, the following decision has been rendered or judgement issued:

DECISION/JUDGEMENT

CLERK	(BY) DEPUTY CLERK	DATE
-------	-------------------	------

Copy 1—Upon initiation of action, mail this copy to Director Copy 3—Upon termination of action, mail this copy to Director
 Copy 2—Upon filing document adding patent(s), mail this copy to Director Copy 4—Case file copy

**ADDENDUM TO REPORT ON THE FILING OR DETERMINATION OF AN ACTION
REGARDING A PATENT OR TRADEMARK**

	PATENT OR TRADEMARK NO.	DATE OF PATENT OR TRADEMARK	HOLDER OF PATENT OR TRADEMARK
6.	8,947,542	2/3/2015	ALEX IS THE BEST, LLC
7.	9,197,806	11/24/2015	ALEX IS THE BEST, LLC
8.			
9.			
10.			
11.			
12.			
13.			
14.			
15.			
16.			
17.			