



US00D580387S

(12) **United States Design Patent**
Andre et al.

(10) **Patent No.:** **US D580,387 S**
(45) **Date of Patent:** **** *Nov. 11, 2008**

(54) **ELECTRONIC DEVICE**

(75) Inventors: **Bartley K. Andre**, Menlo Park, CA (US); **Daniel J. Coster**, San Francisco, CA (US); **Daniele De Iuliis**, San Francisco, CA (US); **Richard P. Howarth**, San Francisco, CA (US); **Jonathan P. Ive**, San Francisco, CA (US); **Steve Jobs**, Palo Alto, CA (US); **Duncan Robert Kerr**, San Francisco, CA (US); **Shin Nishibori**, San Francisco, CA (US); **Matthew Dean Rohrbach**, San Francisco, CA (US); **Douglas B. Satzger**, Menlo Park, CA (US); **Calvin Q. Seid**, Palo Alto, CA (US); **Christopher J. Stringer**, Portola Valley, CA (US); **Eugene Antony Whang**, San Francisco, CA (US); **Rico Zorkendorfer**, San Francisco, CA (US)

(73) Assignee: **Apple Inc.**, Cupertino, CA (US)

(*) Notice: This patent is subject to a terminal disclaimer.

(**) Term: **14 Years**

(21) Appl. No.: **29/270,887**

(22) Filed: **Jan. 5, 2007**

(51) **LOC (8) Cl.** **14-03**

(52) **U.S. Cl.** **D14/138**

(58) **Field of Classification Search** D14/137, D14/138, 147, 218, 247-248, 341-347, 496; D6/604, 605, 610, 616; D10/65; D13/168; D18/7; D21/671, 678, 686; 455/90.3, 556.1, 455/556.2, 575.1, 575.3, 575.4; 379/433.01-433.13; 361/814; 348/14.02

See application file for complete search history.

(56) **References Cited**

U.S. PATENT DOCUMENTS

D289,873 S 5/1987 Gemmell et al.

(Continued)

FOREIGN PATENT DOCUMENTS

EM 000569157-0005 5/2006

(Continued)

OTHER PUBLICATIONS

Samsung F700, announced Feb. 2007, [online], [retrieved on Feb. 8, 2007]. Retrieved from internet ,<URL: http://www.gsmarena.com>.*

(Continued)

Primary Examiner—Jeffrey D. Asch
Assistant Examiner—Bridget L Eland
(74) *Attorney, Agent, or Firm*—Sterne, Kessler, Goldstein & Fox P.L.L.C.

(57) **CLAIM**

We claim the ornamental design for an electronic device, substantially as shown and described.

DESCRIPTION

FIG. 1 is a front perspective view of an electronic device in accordance with the present design.

FIG. 2 is a rear perspective view for the electronic device.

FIG. 3 is a front view for the electronic device.

FIG. 4 is a rear view for the electronic device.

FIG. 5 is a top view for the electronic device.

FIG. 6 is a bottom view for the electronic device.

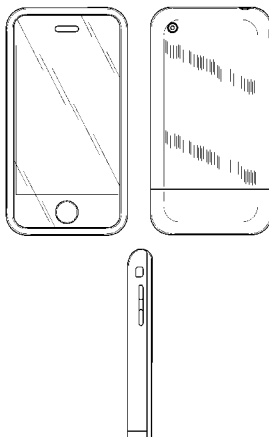
FIG. 7 is a left side view for the electronic device; and,

FIG. 8 is a right side view for the electronic device.

The broken lines depicted in FIGS. 1, 2, and 6 of the inner rectangle, at the center bottom of the electronic device, represent the bounds of the claimed design, while the broken lines inside the rectangle, shown only in FIG. 6, are directed to environment and are for illustrative purposes only; the broken lines from no part of the claimed design.

The article is not limited to the scale shown herein. As indicated in the title, the article of manufacture to which the ornamental design has been applied is an electronic device. Examples of an electronic device are a computer, a portable or hand-held device, a personal digital assistant, a communication device (e.g., cellular phone), a novelty item, toy, and/or the like.

1 Claim, 2 Drawing Sheets



U.S. PATENT DOCUMENTS

D337,569 S * 7/1993 Kando D14/341
 D420,354 S 2/2000 Morales
 D424,535 S 5/2000 Peltola
 D456,023 S 4/2002 Andre et al.
 D489,731 S 5/2004 Huang
 D498,754 S * 11/2004 Blyth D14/341
 D499,423 S 12/2004 Bahroocha et al.
 D502,173 S * 2/2005 Jung et al. D14/240
 D504,889 S 5/2005 Andre et al.
 D505,950 S * 6/2005 Summit et al. D14/341
 D507,003 S 7/2005 Pai et al.
 D514,121 S * 1/2006 Johnson D14/496
 D514,590 S * 2/2006 Naruki D14/496
 D519,116 S 4/2006 Tanaka et al.
 D519,523 S 4/2006 Chiu et al.
 D520,020 S 5/2006 Senda et al.
 D528,542 S * 9/2006 Luminosu et al. D14/346
 D528,561 S * 9/2006 Ka-Wei et al. D14/496
 D529,045 S * 9/2006 Shin D14/496
 D532,791 S * 11/2006 Kim D14/496
 D534,143 S * 12/2006 Lheem D14/138
 D535,281 S * 1/2007 Yang D14/167
 D536,691 S * 2/2007 Park D14/138
 D536,962 S 2/2007 Tanner
 D538,822 S 3/2007 Andre et al.
 D541,298 S 4/2007 Andre et al.
 D541,299 S 4/2007 Andre et al.
 D541,785 S 5/2007 Hwang et al.
 D546,313 S * 7/2007 Lheem D14/138
 D548,732 S 8/2007 Cebe et al.
 D548,747 S * 8/2007 Andre et al. D14/496
 D554,098 S 10/2007 Lee
 D556,211 S 11/2007 Howard
 D557,238 S 12/2007 Kim
 D558,460 S 1/2008 Yu et al.
 D558,756 S 1/2008 Andre et al.
 D558,757 S 1/2008 Andre et al.
 D558,792 S 1/2008 Chigira
 D560,683 S 1/2008 Lee
 D560,686 S 1/2008 Kim
 D561,153 S 2/2008 Hong et al.
 D561,204 S 2/2008 Toh
 D561,782 S 2/2008 Kim
 D562,285 S 2/2008 Lim
 D563,432 S 3/2008 Kim
 D563,929 S 3/2008 Park
 2004/0223004 A1 11/2004 Lincke et al.
 2005/0130715 A1* 6/2005 Fujisawa 455/575.1
 2006/0281501 A1* 12/2006 Zuo et al. 455/575.1
 2007/0082718 A1* 4/2007 Yoon et al. 455/575.4

2008/0004085 A1 1/2008 Jung et al.

FOREIGN PATENT DOCUMENTS

KR 30-0452432 7/2007

OTHER PUBLICATIONS

Philips S900, announced Jun. 2006, [online], [retrieved on Feb. 20, 2007]. Retrieved from Internet ,<URL: <http://www.gsmarena.com>>.*
 LG KE850 Prada, announced Jan. 2007, [online], [retrieved on Feb. 20, 2007]. Retrieved from Internet ,<URL: <http://www.gsmarena.com>>.*
 Apple iPhone, announced Jan. 2007, [online], [retrieved on Mar. 12, 2007]. Retrieved from Internet ,<URL: <http://www.gsmarena.com>>.*
 Tinnos PDA, posted May 19, 2006, [online], [retrieved on Aug. 22, 2007]. Retrieved from Internat ,<URL: <http://www.mobilewhack.com>>.*
 Meizu M8, posted Jan. 29, 2007, [online], [retrieved on Sep. 13, 2007]. Retrieved from Internet ,<URL: <http://www.engadget.com>>.*
 iPod U2 Special Edition, downloaded from http://ipod.wikia.com/wiki/Ipod_U2_Special_Edition, Oct. 2004.
 "Apple Introduces the U2 iPod," Apple Corporation press Release, <http://www.apple.com/pr/library/2004/oct/26u2ipod.html>, Oct. 26, 2004.
 U.S. Appl. No. 29/282,831, Andre et al., Electronic Device, filed Jul. 30, 2007.
 U.S. Appl. No. 29/282,832, Andre et al., Electronic Device, filed Jul. 30, 2007.
 U.S. Appl. No. 29/282,833, Andre et al., Electronic Device, filed Jul. 30, 2007.
 U.S. Appl. No. 29/282,834, Andre et al., Electronic Device, filed Jul. 30, 2007.
 U.S. Appl. No. 29/284,187, Andre et al., Electronic Device, filed Aug. 31, 2007.
 U.S. Appl. No. 29/284,188, Andre et al., Electronic Device, filed Aug. 31, 2007.
 U.S. Appl. No. 29/284,269, Andre et al., Electronic Device, filed Sep. 04, 2007.
 U.S. Appl. No. 29/284,271, Andre et al., Electronic Device, filed Sep. 04, 2007.
 U.S. Appl. No. 29/284,272 Andre et al., Electronic Device, filed Sep. 05, 2007.
 U.S. Appl. No. 29/284,276, Andre et al., Electronic Device, filed Sep. 05, 2007.
 U.S. Appl. No. 29/284,288, Andre et al., Electronic Device, filed Sep. 05, 2007.
 U.S. Appl. No. 29/284,308, Andre et al., Electronic Device, filed Sep. 05, 2007.
 U.S. Appl. No. 29/284,310, Andre et al., Electronic Device, filed Sep. 05, 2007.
 U.S. Appl. No. 29/284,312, Andre et al., Electronic Device, filed Sep. 05, 2007.

* cited by examiner

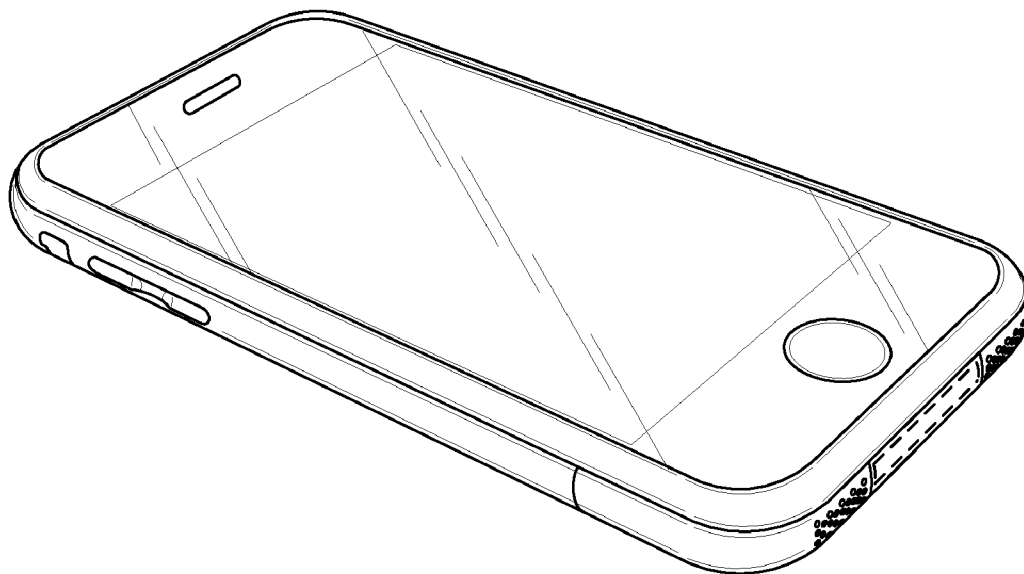


FIG. 1

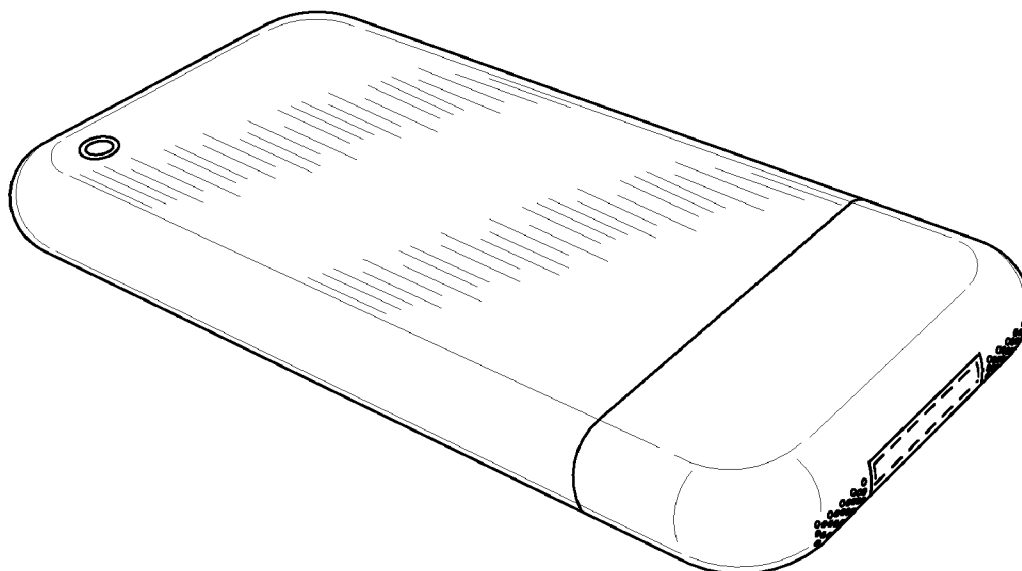


FIG. 2

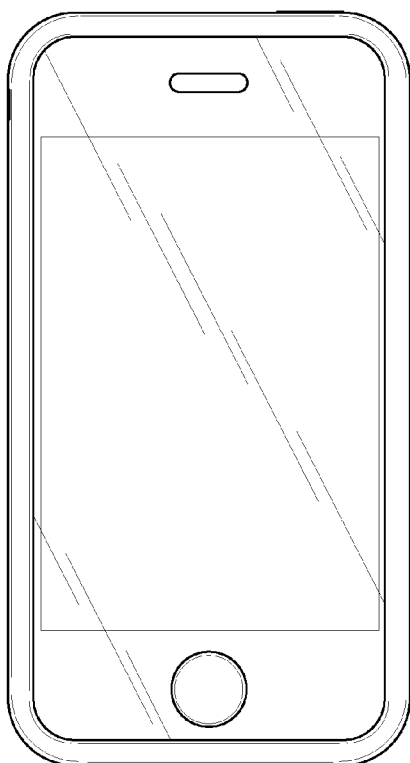


FIG. 3

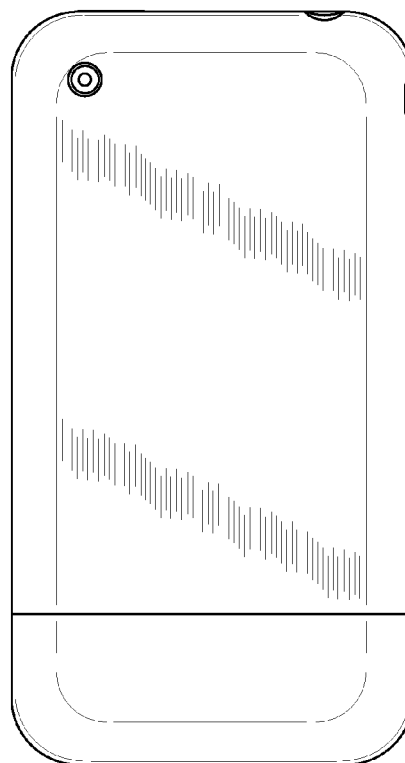


FIG. 4

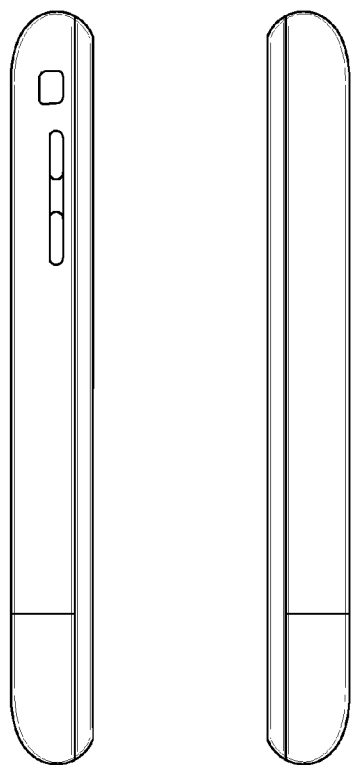


FIG. 7

FIG. 8




FIG. 5



FIG. 6