

IN THE UNITED STATES PATENT AND TRADEMARK OFFICE

REQUEST FOR FILING APPLICATION

Under Rule 53(a), (b) & (f)

(No Filing Fee or Oath/Declaration)

(Do NOT use for Provisional or PCT Applications)

Use for Design or Utility Applications

PATENT APPLICATION

jc803 U.S. PTO 01/09/01

RULE 53(f) NO DECLARATION

Hon. Commissioner of Patents Washington, DC 20231

Atty. Dkt. PM 275507 M#

PHM70635/US Client Ref

Date: January 9, 2001

Sir:

1. This is a Request for filing a new Patent Application (Design Utility) entitled:

2. (Complete) Title: FORMULATION

without a filing fee or Oath/Declaration but for which is enclosed the following:

3. Abstract 1 page(s).

4. 22 Pages of Specification (only spec. and claims); 5. Specification in non-English language

6. 23 Numbered claim(s); and

7. Drawings: 1 sheet(s) 1 set informal; 8. formal of size: A4 11"

DOMESTIC/INTERNATIONAL priority is claimed under 35 USC 119(e)/120/365(c) based on the following provisional, nonprovisional and/or PCT international application(s):

Table with 4 columns: Application No., Filing Date, Application No., Filing Date. Rows 1-5.

10. FOREIGN priority is claimed under 35 USC 119(a)-(d)/365(b) based on filing in Great Britain

Table with 4 columns: Application No., Filing Date, Application No., Filing Date. Rows 1-5.

11. 2 (No.) Certified copy (copies): attached; previously filed (date) in U.S. Application No. / filed on

12. This is a reissue of Patent No.

13. See top first page re prior Provisional, National, International application(s) (X box only if info is there and do not complete corresponding item 14 or 15.)

14. Amend the specification by inserting before the first line -- This is a Continuation-in-Part Divisional Continuation Substitute Application (MPEP 201.09) of:

14(a) National Appln. No. / filed -- (M#)

14(b) International Appln. No. PCT/ filed which designated the U.S., and that International Application was was not published under PCT Article 21(2) in English.--

15. Amend the specification by inserting before the first line: --This application claims the benefit of U.S. Provisional Application No. 60/ , filed --

16. Extension to date: concurrently filed not needed previously filed

17. Small Entity Status is claimed (pre-filing confirmation required)

17(a) Attached: (No.) Small Entity Statement(s). (Since 9/8/00 Small Entity Statement not essential to make claim)

17(b) See NONPUBLICATION REQUEST under Rule 213(a) attached (PAT-258)

jc929 U.S. PTO 01/09/01 09/756291

18. Prior application is assigned to

by Assignment recorded _____ Reel _____ Frame _____

19. Attached:

20. This application is made by the following named inventor(s) (Double check instructions for accuracy.):
 (Listing of inventor(s) not a requirement, but list if known)

(1) Inventor	John	R.	EVANS
	First	Middle Initial	Family Name
Residence	Macclesfield, Cheshire	UNITED KINGDOM	GREAT BRITAIN
	City	State/Foreign Country	Country of Citizenship
Mailing Address	Alderley Park, Macclesfield, Cheshire, United Kingdom		
(include Zip Code)	SK10 4TG		

(2) Inventor	Rosalind	U	GRUNDY
	First	Middle Initial	Family Name
Residence	Macclesfield, Cheshire	UNITED KINGDOM	GREAT BRITAIN
	City	State/Foreign Country	Country of Citizenship
Mailing Address	Charter Way, Macclesfield, Cheshire, United Kingdom		
(include Zip Code)	SK10 2NA		

(3) Inventor			
	First	Middle Initial	Family Name
Residence			
	City	State/Foreign Country	Country of Citizenship
Mailing Address			
(include Zip Code)			

(4) Inventor			
	First	Middle Initial	Family Name
Residence			
	City	State/Foreign Country	Country of Citizenship
Mailing Address			
(include Zip Code)			

(5) Inventor			
	First	Middle Initial	Family Name
Residence			
	City	State/Foreign Country	Country of Citizenship
Mailing Address			
(include Zip Code)			

21. NOTE: FOR ADDITIONAL INVENTORS, check box and attach sheet with same information regarding additional inventors.

**Pillsbury Winthrop LLP
 Intellectual Property Group**

1100 New York Avenue, NW.
 Ninth Floor
 Washington, DC 20005-3918
 Tel: (202) 861-3000
 Atty/Sec: DJB/mhn

By: Atty: Donald J. Bird

Reg. No. 25323

Sig: 

Fax: (202) 822-0944
 Tel: (202) 861-3027

NOTE: File in duplicate with 2 post card receipts (PAT-103) & attachments

APPLICATION UNDER UNITED STATES PATENT LAWS

Atty. Dkt. No. PM 275507/PHM 70635/US
(M#)

Invention: FORMULATION

Inventor (s): EVANS, John R.
GRUNDY, Rosalind U.

Pillsbury Winthrop LLP
Intellectual Property Group
1100 New York Avenue, NW
Ninth Floor
Washington, DC 20005-3918
Attorneys
Telephone: (202) 861-3000

TUBO-TUBACO

This is a:

- Provisional Application
- Regular Utility Application
- Continuing Application
 - The contents of the parent are incorporated by reference
- PCT National Phase Application
- Design Application
- Reissue Application
- Plant Application
- Substitute Specification
 - Sub. Spec Filed _____
 - in App. No. _____ / _____
- Marked up Specification re
 - Sub. Spec. filed _____
 - In App. No _____ / _____

SPECIFICATION

FORMULATION

The invention relates to a novel sustained release pharmaceutical formulation adapted for administration by injection containing the compound

5 7α -[9-(4,4,5,5,5-pentafluoropentylsulphinyl)nonyl]oestra-1,3,5(10)-triene-3,17 β -diol, more particularly to a formulation adapted for administration by injection containing the compound 7α -[9-(4,4,5,5,5-pentafluoropentylsulphinyl)nonyl]oestra-1,3,5(10)-triene-3,17 β -diol in solution in a ricinoleate vehicle which additionally comprises at least one alcohol and a non-aqueous ester solvent which is miscible in the ricinoleate vehicle.

10 Oestrogen deprivation is fundamental to the treatment of many benign and malignant diseases of the breast and reproductive tract. In premenopausal women, this is achieved by the ablation of ovarian function through surgical, radiotherapeutic, or medical means, and, in postmenopausal women, by the use of aromatase inhibitors.

An alternative approach to oestrogen withdrawal is to antagonise oestrogens with
15 antioestrogens. These are drugs that bind to and compete for oestrogen receptors (ER) present in the nuclei of oestrogen-responsive tissue. Conventional nonsteroidal antioestrogens, such as tamoxifen, compete efficiently for ER binding but their effectiveness is often limited by the partial agonism they display, which results in an incomplete blockade of oestrogen-mediated activity (Furr and Jordan 1984, May and Westley 1987).

20 The potential for nonsteroidal antioestrogens to display agonistic properties prompted the search for novel compounds that would bind ER with high affinity without activating any of the normal transcriptional hormone responses and consequent manifestations of oestrogens. Such molecules would be "pure" antioestrogens, clearly distinguished from tamoxifen-like ligands and capable of eliciting complete ablation of the trophic effects of oestrogens. Such
25 compounds are referred to as Estrogen Receptor-Downregulators (E.R.D.). The rationale for the design and testing of novel, pure antioestrogens has been described in: Bowler et al 1989, Wakeling 1990a, 1990b, 1990c. Wakeling and Bowler 1987, 1988.

Steroidal analogues of oestradiol, with an alkylsulphinyl side chain in the 7α position, provided the first examples of compounds devoid of oestrogenic activity (Bowler et al 1989).
30 One of these, 7α -[9-(4,4,5,5,5-pentafluoropentyl sulphanyl)nonyl]oestra-1,3,5-(10)triene-3,17 β -diol was selected for intensive study on the basis of its pure oestrogen antagonist activity and significantly increased antioestrogenic potency over other available

antioestrogens. *In vitro* findings and early clinical experience with 7α -[9-(4,4,5,5,5-pentafluoropentylsulphanyl)nonyl]oestra-1,3-5(10)-triene-3,17 β -diol have promoted interest in the development of the drug as a therapeutic agent for oestrogen-dependent indications such as breast cancer and certain benign gynaecological conditions.

5 7α -[9-(4,4,5,5,5-Pentafluoropentylsulphanyl)nonyl]oestra-1,3-5(10)-triene-3,17 β -diol, or ICI 182,780, has been allocated the international non-proprietary name fulvestrant, which is used hereinafter. When referring to fulvestrant we include pharmaceutically-acceptable salts thereof and any possible solvates of either thereof.

Fulvestrant binds to ER with an affinity similar to that of oestradiol and completely
10 blocks the growth stimulatory action of oestradiol on human breast cancer cells *in vitro*; it is more potent and more effective than tamoxifen in this respect. Fulvestrant blocks completely the uterotrophic action of oestradiol in rats, mice and monkeys, and also blocks the uterotrophic activity of tamoxifen.

Because fulvestrant has none of the oestrogen-like stimulatory activity that is
15 characteristic of clinically available antioestrogens such as tamoxifen or toremifene, it may offer improved therapeutic activity characterised by more rapid, complete, or longer-lasting tumour regression; a lower incidence or rate of development of resistance to treatment; and a reduction of tumour invasiveness.

In intact adult rats, fulvestrant achieves maximum regression of the uterus at a dose
20 which does not adversely affect bone density or lead to increased gonadotrophin secretion. If also true in humans, these findings could be of extreme importance clinically. Reduced bone density limits the duration of oestrogen-ablative treatment for endometriosis. Fulvestrant does not block hypothalamic ER. Oestrogen ablation also causes or exacerbates hot flushes and other menopausal symptoms; fulvestrant will not cause such effects because it does not cross
25 the blood-brain barrier.

European Patent Application No. 0 138 504 discloses that certain steroid derivatives are effective antioestrogenic agents. The disclosure includes information relating to the preparation of the steroid derivatives. In particular there is the disclosure within Example 35
30 of the compound 7α -[9-(4,4,5,5,5-pentafluoropentylsulphanyl)nonyl]oestra-1,3,5(10)-triene-3,17 β -diol, which compound is specifically named in Claim 4. It is also disclosed that the compounds of that invention may be provided for use in the form of a pharmaceutical composition comprising a steroid derivative of the invention together with a

pharmaceutically-acceptable diluent or carrier. It is stated therein that the composition can be in a form suitable for oral or parenteral administration.

Fulvestrant shows, along with other steroidal based compounds, certain physical properties which make formulation of these compounds difficult. Fulvestrant is a particularly lipophilic molecule, even when compared with other steroidal compounds, and its aqueous solubility is extremely low at around 10 ngml^{-1} (this is an estimate from a water/solvent mixture solute since measurements this low could not be achieved in a water only solute).

Currently there are a number of sustained release injectable steroidal formulations which have been commercialised. Commonly these formulations use oil as a solvent and wherein additional excipients may be present. Below in Table 1 are described a few commercialised sustained release injectable formulations.

In the formulations within Table 1 a number of different oils are used to solubilise the compound and additional excipients such as benzyl benzoate, benzyl alcohol and ethanol have been used. Volumes of oil needed to solubilise the steroid active ingredient are low. Extended release is achievable for periods from 1 to 8 weeks.

20

25

Table 1 - OIL BASED LONG-ACTING INTRAMUSCULAR INJECTIONS

<u>PRODUCT NAME</u>	<u>STEROID</u>	<u>DOSE</u>	<u>TYPE</u>	<u>COMP¹</u>	<u>SOURCE</u>	<u>OIL</u>	<u>BzBz</u>	<u>BzOH</u>	<u>EtOH</u>	<u>DOSE</u>	<u>DOSING</u>
SUSTANON 100	Testosterone propionate	30mg	Androgen	Organon	ABPI Data Sheet Comp.1999	Arachis		0.1ml		1ml	3 weeks
	Testosterone phenylpropionate	60mg									
	Testosterone isocaproate	60mg									
	Testosterone decanoate	100mg									
PROLUTON DEPOT	Hydroxy progesterone hexanoate	250mgml ⁻¹	Progestogen	Schering HC	ABPI Data Sheet Comp.1999	Castor	up to 46%		1 or 2ml	1 week	
TOCOGESTAN	Hydroxy progesterone enantate	200mg	Progestogen	Theramax	Dict. Vidal 1999	Ethyl oleate	*40%			2ml	< 1week
	Progesterone	50mg									
	α -Tocopherol	250mg									
TROPHOBOLENE	Estrapronicate	1.3mg	Mixed	Theramax	Dict. Vidal 1997	Olive	45%			1ml	15 to 30 days
	Nandrolone undecanoate	50mg									
	Hydroxyprogesterone heptanoate	80mg									
NORISTERAT	Norethisterone oenanthoate	200mg	Contraceptive	Schering HC	ABPI Data Sheet Comp.1999	Castor	YES		1ml	8 weeks	
BENZO- GYNOESTRYL	Estradiol hexahydrobenzoate	5mg	Estradiol	Roussel	Dict. Vidal 1998	Arachis				1ml	1 week
PROGESTERONE -RETARD	Hydroxy progesterone caproate	250mgml ⁻¹	Progestogen	Pharlon	Dict. Vidal 1999	Castor	YES			1 or 2ml	1 week
GRAVIBINAN	Estradiol 17- β -valerate	5mgml ⁻¹	Mixed	Schering HC	Dict. Vidal 1995	Castor	YES			1 or 2ml	1 - 2 weeks
	Hydroxyprogesterone caproate	250mgml ⁻¹									

PARABOLAN	Trenbolone	76mg	Androgen	Negma	Dict. Vidal 1997	Arachis	75mg	45mg	1.5ml	2 weeks
DELESTROGEN	Estradiol valerate	20mgml ⁻¹ 40mgml ⁻¹	Estradiol	BMS	J.Pharm. Sci (1964) 53(8) 891	Castor	78% 58%	20% 40%	2% 2%	
DELALUTIN	17-Hydroxy progesterone	250mgml ⁻¹	Progestrogen	DMS	J.Pharm. Sci.(1964) 53(8) 891	Castor	YES	YES	up to 2%	

BzBz = benzylbenzoate BzOH = benzylalcohol EtOH = ethanol Dict. Vidal = Dictionnaire Vidal
 5 % are w/v and * approximate as measured directly from a single sample

described which comprises 50mg of fulvestrant, 400mg of benzyl alcohol and sufficient castor oil to bring the solution to a volume of 1 ml. Manufacture at a commercial scale of a formulation as described in US 5,183,814 will be complicated by the high alcohol concentration. Therefore, there is a need to lower the alcohol concentration in fulvestrant formulations whilst preventing precipitation of fulvestrant from the formulation.

Table 2 shows the solubility of fulvestrant in a number of different solvents.

Table 2 - SOLUBILITY OF FULVESTRANT

SOLVENT	SOLUBILITY (mgml ⁻¹ at 25°C)
Water	0.001
Arachis oil	0.45
Sesame oil	0.58
Castor oil	20
Miglyol 810	3.06
Miglyol 812	2.72
Ethyl oleate	1.25
Benzyl benzoate	6.15
Isopropyl myristate	0.80
Span 85 (surfactant)	3.79
Ethanol	>200
Benzyl Alcohol	>200

10

As can be seen fulvestrant is significantly more soluble in castor oil than any of the other oils tested. The greater solvating ability of castor oil for steroidal compounds is known and is attributed to the high number of hydroxy groups of ricinoleic acid, which is the major constituent of the fatty acids within the triglycerides present in castor oil - see (Riffkin et.al. J. Pharm. Sci., (1964), 53, 891).

However, even when using the best oil based solvent, castor oil, we have found that it is not possible to dissolve fulvestrant in an oil based solvent alone so as to achieve a high enough concentration to dose a patient in a low volume injection and achieve a therapeutically

significant release rate. To achieve a therapeutically significant release rate the amount of fulvestrant needed would require the formulation volume to be large, at least 10 ml. This requires the doctor to inject an excessively large volume of formulation to administer a dose significantly high enough for human therapy.

5 Currently guidelines recommend that no more than 5mls of liquid is injected intramuscularly in a single injection. Pharmacologically active doses required for a 1 month long acting depot formulation of fulvestrant is around 250mg. Therefore, when dissolved in just castor oil, fulvestrant would need to be administered in at least 10ml of castor oil.

 The addition of organic solvents in which fulvestrant is freely soluble, and which are
10 miscible with castor oil, may be used, such as an alcohol. With the addition of high concentrations of an alcohol concentrations of $>50\text{mgml}^{-1}$ of fulvestrant in a castor oil formulation is achievable, thereby giving an injection volumes of $<5\text{ml}$ - see Table 3 below. We have surprisingly found that the introduction of a non-aqueous ester solvent which is miscible in the castor oil and an alcohol surprisingly eases the solubilisation of fulvestrant into
15 a concentration of at least 50mgml^{-1} - see Table 3 below. The finding is surprising since the solubility of fulvestrant in non-aqueous ester solvents - see Table 2 above - is significantly lower than the solubility of fulvestrant in an alcohol. The solubility of fulvestrant is also lower in non-aqueous ester solvents than is the solubility of fulvestrant in castor oil.

 Therefore, we present as a feature of the invention a pharmaceutical formulation
20 comprising fulvestrant (preferably fulvestrant is present at 3-10%w/v, 4-9%w/v, 4-8%w/v, 4-7%w/v, 4-6%w/v and most preferably at about 5%w/v) in a ricinoleate vehicle, a pharmaceutically acceptable non-aqueous ester solvent, and a pharmaceutically acceptable alcohol wherein the formulation is adapted for intramuscular administration and attaining a therapeutically significant blood plasma fulvestrant concentration for at least 2 weeks.

25 Another feature of the invention is a pharmaceutical formulation comprising fulvestrant in which the formulation is adapted for intra-muscular injection into a human and which is capable after injection of attaining a therapeutically significant blood plasma fulvestrant concentration for at least 2 weeks.

 Further features of the invention include a pharmaceutical formulation adapted for
30 intra-muscular injection comprising fulvestrant, 30% or less weight of a pharmaceutically-acceptable alcohol per volume of formulation, at least 1% weight of a pharmaceutically-acceptable non-aqueous ester solvent miscible in a ricinoleate vehicle per volume of

formulation and a sufficient amount of a ricinoleate vehicle so as to prepare a formulation which is capable after injection of attaining a therapeutically significant blood plasma fulvestrant concentration for at least 2 weeks.

Further features of the invention include a pharmaceutical formulation adapted for
5 intra-muscular injection comprising fulvestrant; 35% (preferably 30% and ideally 25%) or less weight of a pharmaceutically-acceptable alcohol per volume of formulation, at least 1% (preferably at least 5% or ideally 10%) weight of a pharmaceutically-acceptable non-aqueous ester solvent miscible within a ricinoleate vehicle per volume of formulation and a sufficient amount of a ricinoleate vehicle so as to prepare a formulation of at least 45mgml⁻¹ of
10 fulvestrant.

For the avoidance of any doubt when using the term % weight per volume of formulation for the constituents of the formulation we mean that within a unit volume of the formulation a certain percentage of the constituent by weight will be present, for example a 1% weight per volume formulation will contain within a 100ml volume of formulation 1g of
15 the constituent. By way of further illustration

% of x by weight per volume of formulation	weight of x in 1ml of formulation
30%	300mg
20%	200mg
10%	100mg
5%	50mg
1%	10mg

Preferred pharmaceutical formulations of the invention are as described above wherein:

- 20 1. The total volume of the formulation is 6ml, or less, and the concentration of fulvestrant is at least 45mgml⁻¹.
2. The total amount of fulvestrant in the formulation is 250mg, or more, and the total volume of the formulation is 6ml, or less.
3. The total amount of fulvestrant in the formulation is 250mg and the total volume of
25 the formulation is 5-5.25ml.

It is appreciated that in the formulation an excess of formulation may be included to allow the attendant physician or care giver to be able to deliver the required dose. Therefore, when a 5ml dose is required it would be appreciated that an excess of up to 0.25ml, preferably up to 0.15ml will also be present in the formulation. Typically the formulation will be presented in a vial or a prefilled syringe, preferably a prefilled syringe, containing a unit dosage of the formulation as described herein, these being further features of the invention.

Preferred concentrations of a pharmaceutically-acceptable alcohol present in any of the above formulations are; at least 3%w/v, at least 5%w/v, at least 7%w/v, at least 10% w/v, at least 11% w/v, at least 12% w/v, at least 13% w/v, at least 14% w/v, at least 15% w/v and, preferably, at least 16% w/v. Preferred maximal concentrations of pharmaceutically-acceptable alcohol present in the formulation are ;28% w/v or less, 22% w/v or less and 20% w/v or less.. Preferred ranges of pharmaceutically-acceptable alcohol present in any of the above formulations are selected from any minimum or maximum value described above and preferably are; 3-35%w/v, 4-35%w/v, 5-35%w/v, 5-32%w/v, 7-32%w/v, 10-30%w/v, 12-28%w/v, 15-25%w/v, 17-23%w/v, 18-22%w/v and ideally 19-21%w/v.

The pharmaceutically-acceptable alcohol may consist of one alcohol or a mixture of two or more alcohols, preferably a mixture of two alcohols. Preferred pharmaceutically-acceptable alcohols for parenteral administration are ethanol, benzyl alcohol or a mixture of both ethanol and benzyl alcohol, preferably the ethanol and benzyl alcohol are present in the formulation in the same w/v amounts. Preferably the formulation alcohol contains 10% w/v ethanol and 10% w/v benzyl alcohol.

The pharmaceutically-acceptable non-aqueous ester solvent may consist of one or a mixture of two or more pharmaceutically-acceptable non-aqueous ester solvents, preferably just one. A preferred pharmaceutically-acceptable non-aqueous ester solvent for parenteral administration is selected from benzyl benzoate, ethyl oleate, isopropyl myristate, isopropyl palmitate or a mixture of any thereof.

The ricinoleate vehicle should preferably be present in the formulation in a proportion of at least 30% weight per volume of the formulation, ideally at least 40% or at least 50% weight per volume of formulation.

It will be understood by the skilled person that the pharmaceutically-acceptable alcohol will be of a quality such that it will meet pharmacopoeial standards (such as are described in the US, British, European and Japanese pharmacopoeias) and as such will contain

some water and possibly other organic solvents, for example ethanol in the US Pharmacopeia contains not less than 94.9% by volume and not more than 96.0% by volume of ethanol when measured at 15.56°C. Dehydrated alcohol in the US Pharmacopeia contains not less than 99.5% ethanol by volume when measured at 15.56°C.

- 5 Preferred concentrations of the pharmaceutically-acceptable non-aqueous ester solvent present in any of the above formulations are; at least 5% w/v, at least 8% w/v, at least 10% w/v, at least 11% w/v, at least 12% w/v, at least 13% w/v, at least 15% w/v, at least 16% w/v, at least 17% w/v, at least 18% w/v, at least 19% w/v and at least 20% w/v. Preferred maximal concentrations of the pharmaceutically-acceptable non-aqueous ester solvent are; 60% w/v or
 10 less, 50%w/v or less, 45% w/v or less, 40% w/v or less, 35% w/v or less, 30% w/v or less and 25% w/v or less. A preferred concentration is 15% w/v. Preferred ranges of pharmaceutically-acceptable non-aqueous ester solvent present in any of the above formulations are selected from any minimum or maximum value described above and preferably are; 5-60%w/v, 7-55%w/v, 8-50%w/v, 10-50%w/v, 10-45%w/v, 10-40%w/v, 10-35%w/v, 10-30%w/v, 10-
 15 25%w/v, 12-25%w/v, 12-22%w/v, 12-20%w/v, 12-18%w/v, 13-17%w/v and ideally 14-16%w/v. Preferably the ester solvent is benzyl benzoate, most preferably at about 15%w/v.

It will be understood by the skilled person that the pharmaceutically-acceptable non-aqueous ester solvent will be of a quality that it will meet pharmacopoeial standards (such as described in the US, British, European and Japanese pharmacopoeias).

- 20 Preferred combinations of pharmaceutically-acceptable alcohol and pharmaceutically-acceptable non-aqueous ester solvent in the formulation are set out below:

Pharmaceutically-acceptable alcohol(%w/v)	Pharmaceutically-acceptable non-aqueous ester (%w/v)
10-30	5-60, 7-55, 8-50, 10-50, 10-45, 10-40, 10-35, 10-30, 10-25, 12-25, 12-22, 12-20, 12-18, 13-17 and ideally 14-16.

17-23	5-60, 7-55, 8-50, 10-50, 10-45, 10-40, 10-35, 10-30, 10-25, 12-25, 12-22, 12-20, 12-18, 13-17 and ideally 14-16.
3-35, 4-35, 5-35, 5-32, 7-32, 10-30, 12-28, 15-25, 17-23, 18-22 and ideally 19-	10-35
3-35, 4-35, 5-35, 5-32, 7-32, 10-30, 12-28, 15-25, 17-23, 18-22 and ideally 19-21.	12-18
ethanol and benzyl alcohol, most preferably each at about 10%	benzyl benzoate, most preferably at about 15%

By the use of the term ricinoleate vehicle we mean an oil which has as a proportion (at least 20%, 30%, 40%, 50%, 60%, 70%, 80%, 90% or 95% w/v) of its composition as

5 triglycerides of ricinoleic acid. The ricinoleate vehicle may be a synthetic oil or conveniently is castor oil, ideally of pharmacopoeial standards, as described above.

We have surprisingly found that the above formulations of the invention provide, after intra-muscular injection, satisfactory release of fulvestrant over an extended period of time.

This finding is indeed surprising for the following reasons.

- 10 1. Previously tested by the applicants have been intra-muscular injections of fulvestrant in the form of an aqueous suspension. We have found extensive local tissue irritation at the injection site as well as a poor release profile. It is believed that the tissue irritation/inflammation was due to the presence of fulvestrant in the form of solid particles. The release profile appeared to be determined by the extent of inflammation/irritation present
- 15 at the injection site and this was variable and difficult to control. Also the fulvestrant release rate was not sufficiently high to be clinically significant.
2. Our findings from studies using ^{14}C labelled benzyl alcohol show that it dissipates rapidly from the injection site and is removed from the body within 24 hours of administration.
- 20 It would be expected that ethanol will dissipate at least as quickly, if not more rapidly, from the injection site.

It is known that benzyl benzoate is metabolised by conjugation to glycine to form hippuric acid by the human liver and excreted into the urine - Martindale: The Extra Pharmacopoeia 32nd edition page 1103, and, therefore, it is unlikely that benzyl benzoate, when used, is present at the injection site during the whole of the extended release period.

5 We have found that despite the rapid elimination of the additional solubilising excipients, i.e. the alcohol and pharmaceutically-acceptable non-aqueous ester solvent, from the formulation vehicle and the site of injection after injection of the formulation, extended release at therapeutically significant levels of fulvestrant over an extended period can still achieved by the formulation of the invention.

10 By use of the term “therapeutically significant levels” we mean that blood plasma concentrations of at least 2.5 ngml⁻¹, ideally at least 3 ngml⁻¹, at least 8.5 ngml⁻¹, and up to 12 ngml⁻¹ of fulvestrant are achieved in the patient. Preferably blood plasma levels should be less than 15 ngml⁻¹.

15 By use of the term “extended release” we mean at least two weeks, at least three weeks, and, preferably at least four weeks of continuous release of fulvestrant is achieved. In a preferred feature extended release is achieved for 36 days. Preferably extended release of fulvestrant is for at least 2- 5 weeks and more preferably for the following periods (weeks) 2.5-5, 2.5-4, 3-4, 3.5-4 and most preferably for at least about 4 weeks.

20 It will be understood that the attendant physician may wish to administer the intramuscular injection as a divided dose, i.e. a 5ml formulation is sequentially administered in two separate injections of 2.5ml, this is a further feature of the invention

Simply solubilising fulvestrant in an oil based liquid formulation is not predictive of a good release profile or lack of precipitation of drug after injection at the injection site.

25 Table 3 shows the solubility of fulvestrant in a castor oil vehicle additionally containing alcohols ethanol and benzyl alcohol with or without benzyl benzoate. The results clearly show the positive effect of benzyl benzoate on fulvestrant solubility in castor oil, despite fulvestrant having a lower solubility in benzyl benzoate than in either alcohol or castor oil.

Table 3

Table 3 - EFFECT OF BENZYL BENZOATE ON FULVESTRANT SOLUBILITY IN CASTOR OIL AT 25°C

	% w/v								
Ethanol (96%)	5	5	10	10	10	10	15	15	
Benzyl Alcohol	5	5	5	5	10	10	15	15	
Benzyl Benzoate		15		15		15		15	
Castor Oil	to 100	to 100	to 100	to 100	to 100	to 100	to 100	to 100	to 100
Fulvestrant Solubility [mgml ⁻¹]	27	36	46	54	45	65	76	102	

The following Table 4 shows the solubility of fulvestrant in a range of oil based formulations which contain the same amounts of alcohol and benzyl benzoate but in which the oil is changed. The data also shows solubility of fulvestrant after removal of the alcohols.

Table 4

5 **Solubility comparisons of fulvestrant in oil based formulations with and without alcohols**

		Fulvestrant Solubility mg ml ⁻¹ @ 25°C	
10	Formulation ^(a)	Complete vehicle	Vehicle minus alcohols
	Castor oil based	81.2	12.6
15	Miglyol 812-N based	86.8	1.7
	Sesame seed/Castor oil (1:1) based	70.1	4.4
	Sesame seed oil based	45.7	0.7
20	Arachis oil based	40.2	< 0.2

25 ^(a) **Complete Vehicle** Formulations comprised ethanol [96%](10%), benzyl alcohol (10%) and benzyl benzoate (15%) made to volume with the stated oil. Excess fulvestrant was added to each solvent mixture and solubility determined.

Effect of formulation on precipitation of fulvestrant at the injection site

		Days						
30	Formulation ^a	2	3	4	7	10	30	51
35	Formulation F1 castor oil based	0	0	0	0	0	0	0
	Formulation F2 Miglyol 812-N based	++ ^b	+++	+++	+++	+++	++	0
40	Formulation F3 sesame seed oil/castor oil based	+ ^c	++	++	+++	++	+	+

0, +, ++, +++ = Degree of precipitation (None detected, Mild, Moderate, Severe)

45 ^a Formulations comprised fulvestrant (5%), ethanol [96%] (10%), benzyl alcohol (10%) and benzyl benzoate (15%) made to volume with the stated oil.

^b Mainly large needle shaped crystals

^c Small needles and/or sheafs of crystals

Precipitation of fulvestrant and the release profile was determined with the above formulations in an *in vivo* rabbit study.

Figure 1 shows the release profile *in vivo* of the four formulations from the second part of Table 4 and shows the effect of the fixed oil component on fulvestrant plasma profile over
5 five days following intramuscular administration in rabbits (data normalised to 50mg per 3kg; mean given; number of animals per timepoint = 8, plasma samples assayed for fulvestrant content using lc-ms/ms detection following solvent extraction). As can be seen the castor oil formulation showed a particularly even release profile with no evidence of precipitation of fulvestrant at the injection site.

10 Therefore we present as a further feature of the invention an extended release pharmaceutical formulation adapted for intramuscular injection comprising fulvestrant; 35% (preferably 30% or ideally 25%) or less weight of a pharmaceutically-acceptable alcohol per volume of formulation, at least 1% (preferably at least 5% or ideally 10%) weight of a pharmaceutically-acceptable non-aqueous ester solvent miscible in a ricinoleate vehicle per
15 volume of formulation and sufficient amount of a ricinoleate vehicle, taking into account the addition of any further optional pharmaceutically-acceptable excipients, so as to prepare a formulation of at least 45mgml⁻¹ of fulvestrant.

A further feature of the invention is a pharmaceutical formulation adapted for intramuscular injection, as defined above, for use in medical therapy.

20 A further feature of the invention is a method of treating a benign or malignant diseases of the breast or reproductive tract, preferably treating breast cancer, by administration to a human in need of such treatment by intramuscular injection an extended release ricinoleate vehicle based pharmaceutical formulation comprising at least 45mgml⁻¹ of fulvestrant; 35% (preferably 30% or ideally 25%) or less weight of a pharmaceutically-
25 acceptable alcohol per volume of formulation, at least 1% (preferably at least 5% or ideally 10%) weight of a pharmaceutically-acceptable non-aqueous ester solvent miscible in a ricinoleate vehicle per volume of formulation.

Preferably 5ml of the intramuscular injection is administered.

A further feature of the invention is use of fulvestrant in the preparation of a
30 pharmaceutical formulation as describe hereinabove, for the treatment of a benign or malignant disease of the breast or reproductive tract, preferably treating breast cancer.

Additional excipients commonly used in the formulation field including, for example, an antioxidant preservative, a colorant or a surfactant may be used. A preferred optional excipient is a surfactant.

As described above fulvestrant is useful in the treatment of oestrogen-dependent indications such as breast cancer and gynaecological conditions, such as endometriosis.

In addition to fulvestrant another similar type of molecule is currently under clinical investigation. SH-646 (11 β -fluoro- 7 α -(14,14,15,15,15-pentafluoro-6-methyl-10-thia-6-azapentadecyl)estra-1,3,5(10)-triene-3,17 β -diol) is also putatively a compound with the same mode of action as fulvestrant and has a very similar chemical structure. It is believed that the compound will also share with fulvestrant similar physical properties and therefore the current invention will also have application with this compound.

A further feature of the invention is a pharmaceutical formulation adapted for intra-muscular injection comprising 11 β -fluoro- 7 α -(14,14,15,15,15-pentafluoro-6-methyl-10-thia-6-azapentadecyl)estra-1,3,5(10)-triene-3,17 β -diol; 35% or less weight of a pharmaceutically-acceptable alcohol per volume of formulation, at least 1% weight of a pharmaceutically-acceptable non-aqueous ester solvent miscible within a ricinoleate vehicle per volume of formulation and a sufficient amount of a ricinoleate vehicle so as to prepare a formulation of at least 45mgml⁻¹ of 11 β -fluoro- 7 α -(14,14,15,15,15-pentafluoro-6-methyl-10-thia-6-azapentadecyl)estra-1,3,5(10)-triene-3,17 β -diol.

Further features of the invention are those as described above but in which SH-646 is substituted for fulvestrant.

Formulation Example

Fulvestrant is mixed with alcohol and benzyl alcohol, stirring until completely dissolved. Benzyl benzoate is added and the solution is made to final weight with castor oil and stirred, (for convenience weight is used rather than volume by using the weight to volume ratio). The bulk solution is overlaid with Nitrogen. The solution is sterilised by filtration using one or two filters of 0.2 μ m porosity. The sterile filtrate is kept under a nitrogen overlay as it is filled under aseptic conditions into washed and depyrogenised, sterile primary containers, for example vials or pre-filled syringes. An overage is included in the primary

pack to facilitate removal of the dose volume. The primary packs are overlaid with sterile nitrogen, before aseptically sealing.

See also process flow diagram below

5

Quantities of each component of the formulation is chosen according to the required formulation specification, examples are described above. For example quantities are added of each component to prepare a formulation which contains

10% weight per volume of benzyl alcohol

10 10% weight per volume of ethanol

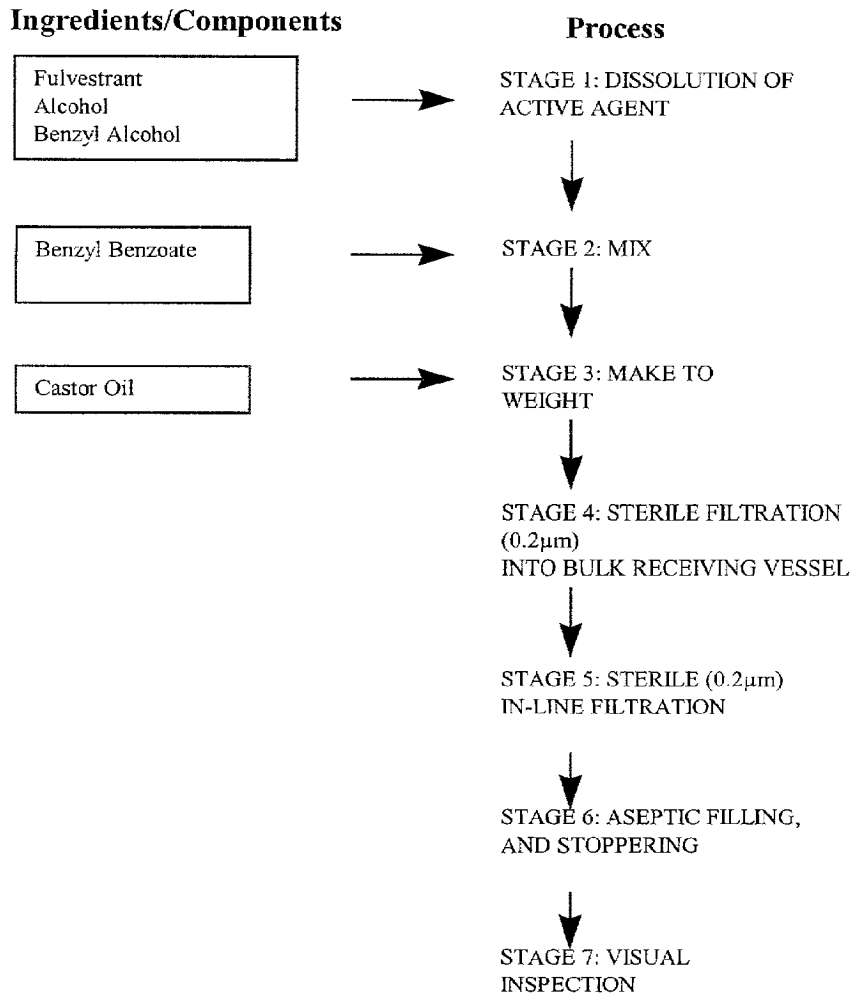
15% weight per volume of benzyl benzoate

250mg of fulvestrant for each 5ml of finished formulation

and the remaining amount as castor oil

FOR RELEASE

FLOW DIAGRAM OF MANUFACTURING



1006.0021

References

1. Bowler J, Lilley TJ, Pittam JD, Wakeling AE. Novel steroidal pure antioestrogens. *Steroids* 1989; 54:71-99.

- 5 2. Wakeling AE. Novel pure antioestrogens: mode of action and therapeutic prospects. *American New York Academy Science* 1990a; 595: 348-56.

3. Wakeling AE. Steroidal pure antioestrogens. In Lippman M, Dickson R, editors. *Regulatory mechanisms in breast cancer*. Boston: Kluwer Academic, 1990b: 239-57.

- 10 4. Wakeling AE. Therapeutic potential of pure antioestrogens in the treatment of breast cancer. *Journal Steroid Biochemistry* 1990c; 37: 771-5.

5. Wakeling AE, Bowler J. Steroidal pure antioestrogens. *Journal Endocrinology* 1987; 112:
15 R7-10.

6. Wakeling AE, Bowler J. Biology and mode of action of pure antioestrogens. *Journal Steroid Biochemistry* 1988; 3: 141-7.

10060022

Claims

1. A pharmaceutical formulation adapted for intra-muscular injection comprising fulvestrant, 30% or less weight of a pharmaceutically-acceptable alcohol per volume of formulation, at least 1% weight of a pharmaceutically-acceptable non-aqueous ester solvent miscible in a ricinoleate vehicle per volume of formulation and a sufficient amount of a ricinoleate vehicle so as to prepare a formulation which is capable after injection of attaining a therapeutically significant blood plasma fulvestrant concentration of at least 2.5ngml^{-1} for at least 2 weeks.
2. A pharmaceutical formulation as claimed in claim 1 wherein the blood plasma fulvestrant concentration is attained for at least 4 weeks.
3. A pharmaceutical formulation as claimed in claim 1 wherein the blood plasma fulvestrant concentration is attained for 2 to 5 weeks.
4. A pharmaceutical formulation adapted for intra-muscular injection comprising fulvestrant, 30% or less weight of a pharmaceutically-acceptable alcohol per volume of formulation, at least 1% weight of a pharmaceutically-acceptable non-aqueous ester solvent miscible in a ricinoleate vehicle per volume of formulation and a sufficient amount of a ricinoleate vehicle so as to prepare a formulation of at least 45mgml^{-1} of fulvestrant.
5. A pharmaceutical formulation as claimed in claim 1 to 4 which contains 25% w/v or less of a pharmaceutically-acceptable alcohol.
6. A pharmaceutical formulation as claimed in claim 5 which contains 20% w/v or less of a pharmaceutically-acceptable alcohol.
7. A pharmaceutical formulation as claimed in any claim from 1 to 6 which contains 60% w/v or less of a pharmaceutically-acceptable non-aqueous ester solvent.
8. A pharmaceutical formulation as claimed in claim 7 which contains 50%w/v or less of a pharmaceutically-acceptable non-aqueous ester solvent .

9. A pharmaceutical formulation as claimed in claim 7 which contains 45% w/v or less of a pharmaceutically-acceptable non-aqueous ester solvent.
- 5 10. A pharmaceutical formulation as claimed in claim 7 which contains 40% w/v or less of a pharmaceutically-acceptable non-aqueous ester solvent.
11. A pharmaceutical formulation as claimed in claim 7 which contains 35% w/v or less of a pharmaceutically-acceptable non-aqueous ester solvent.
- 10 12. A pharmaceutical formulation as claimed in claim 7 which contains 30% w/v or less of a pharmaceutically-acceptable non-aqueous ester solvent.
13. A pharmaceutical formulation as claimed in claim 7 which contains 25% w/v or less
15 of a pharmaceutically-acceptable non-aqueous ester solvent.
14. A pharmaceutical formulation as claimed in any claim from 1 to 13 wherein the pharmaceutically-acceptable alcohol is a mixture of ethanol and benzyl alcohol.
- 20 15. A pharmaceutical formulation as claimed in any claim from 1 to 14 wherein the pharmaceutically-acceptable non-aqueous ester solvent is selected from benzyl benzoate, ethyl oleate, isopropyl myristate, isopropyl palmitate or a mixture of any thereof.
16. A pharmaceutical formulation as claimed in any claim from 1 to 15 wherein the
25 pharmaceutically-acceptable non-aqueous ester solvent is benzyl benzoate.
17. A pharmaceutical formulation as claimed in any claim from 1 to 16 wherein the total volume of the formulation is 6ml, or less, and the concentration of fulvestrant is at least 45mgml⁻¹.

30

ABSTRACT**TITLE: Formulation**

The invention relates to a novel sustained release pharmaceutical formulation adapted
5 for administration by injection containing the compound
7 α -[9-(4,4,5,5,5-pentafluoropentylsulphinyl)nonyl]oestra-1,3,5(10)-triene-3,17 β -diol, more
particularly to a formulation adapted for administration by injection containing the compound
7 α -[9-(4,4,5,5,5-pentafluoropentylsulphinyl)nonyl]oestra-1,3,5(10)-triene-3,17 β -diol in
10 solution in a ricinoleate vehicle which additionally comprises at least one alcohol and a non-
aqueous ester solvent which is miscible in the ricinoleate vehicle.

FOR FURTHER INFORMATION

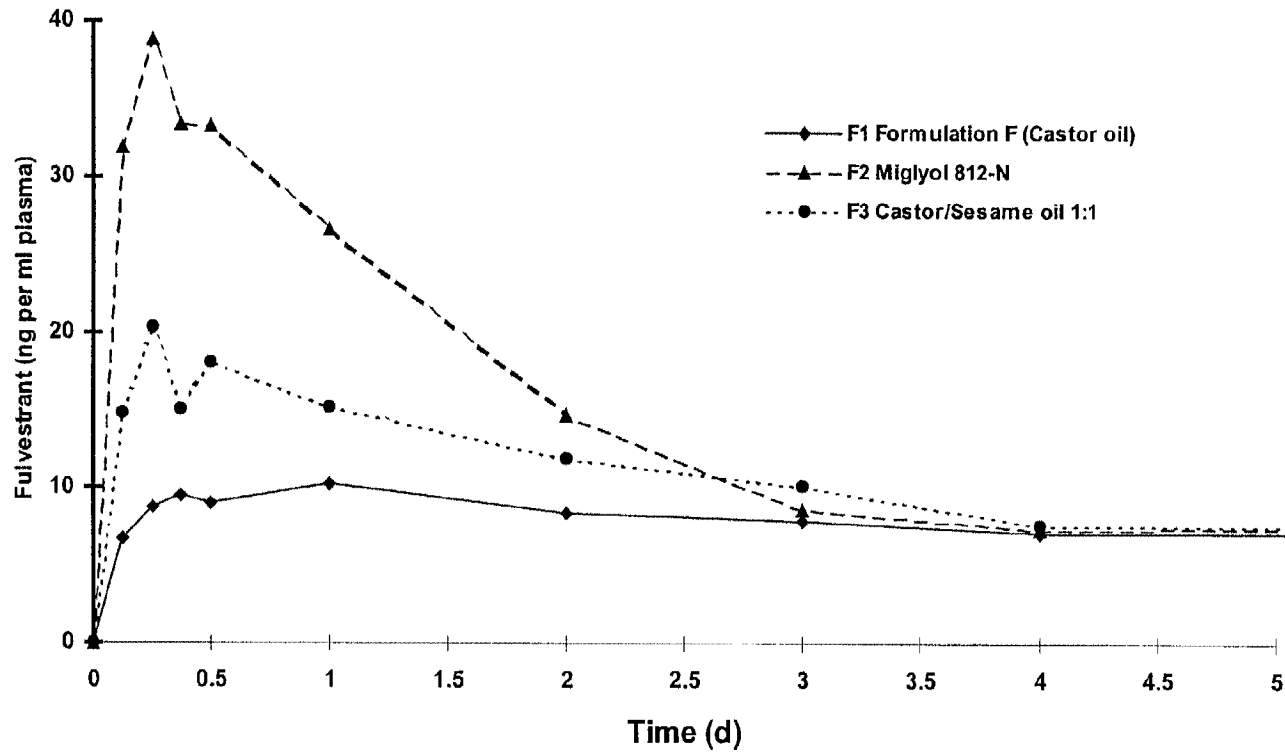


Figure 1

989
985

09/756291
01/09/01

	Subclass
	Class
ISSUE CLASSIFICATION	

PATENT NUMBER

U.S. UTILITY Patent Application

O.I.P.E. PATENT DATE
 SCANNED *TR CTH3* O.A. *JMT*

APPLICATION NO.	CONT/PRIOR	CLASS	SUBCLASS	ART UNIT.	EXAMINER
09/756291	F	514	172	1317	3-10-1

APPLICANTS
 John Evans
 Rosalind Grundy

TITLE
 Formulation

BEST AVAILABLE COPY

PTO-2040
12/99

ISSUING CLASSIFICATION							
ORIGINAL				CROSS REFERENCE(S)			
CLASS	SUBCLASS	CLASS	SUBCLASS (ONE SUBCLASS PER BLOCK)				
INTERNATIONAL CLASSIFICATION							

Continued on Issue Slip Inside File Jacket

<input type="checkbox"/> TERMINAL DISCLAIMER <input type="checkbox"/> The term of this patent subsequent to _____ (date) has been disclaimed. <input type="checkbox"/> The term of this patent shall not extend beyond the expiration date of U.S. Patent. No. _____ <input type="checkbox"/> The terminal _____ months of this patent have been disclaimed.	DRAWINGS Sheets Drwg. Figs. Drwg. Print Fig.			CLAIMS ALLOWED Total Claims Print Claim for O.G.	
	_____ (Assistant Examiner) _____ (Date)			NOTICE OF ALLOWANCE MAILED _____	
	_____ (Primary Examiner) _____ (Date)			ISSUE FEE Amount Due Date Paid	
	_____ (Legal Instruments Examiner) _____ (Date)			ISSUE BATCH NUMBER _____	
WARNING: The information disclosed herein may be restricted. Unauthorized disclosure may be prohibited by the United States Code Title 35, Sections 122, 181 and 368. Possession outside the U.S. Patent & Trademark Office is restricted to authorized employees and contractors only.					

Form PTO-436A (Rev. 6/99)

FILED WITH: DISK (CRF) FICHE CD-ROM
 (Attached in pocket on right inside flap)

(FACE)



SEARCHED

Class	Sub.	Date	Exmr.
514	177	3/02	SH
514	178	3/02	↓
Update search		11/02	SH
Update search		8/03	SH

SEARCH NOTES (INCLUDING SEARCH STRATEGY)

	Date	Exmr.
East	3/02	SH
Registry	↓	↓
Caplus	↓	↓
Medline	↓	↓
Biosis	↓	↓
Updatfull	↓	↓
Update search	11/02	SH
Benzyl benzoate	↓	↓
Silver	↓	↓
Steroids	↓	↓
Update search	8/03	SH
Inventor search	↓	↓

INTERFERENCE SEARCHED

Class	Sub.	Date	Exmr.

(RIGHT OUTSIDE)

ISSUE SLIP STAPLE AREA (for additional cross references)

W
-20-01

POSITION	INITIALS	ID NO.	DATE
FEE DETERMINATION			
O.I.P.E. CLASSIFIER		6	2-3-01
FORMALITY REVIEW	Nh	959	02/20/01
RESPONSE FORMALITY REVIEW	Request	925	05-09-01

INDEX OF CLAIMS

- ✓ Rejected
- Allowed
- (Through numeral) ... Canceled
- + Restricted
- N Non-elected
- I Interference
- A Appeal
- O Objected

Claim	Final	Original	Date
1			
2			
3			
4			
5			
6			
7			
8			
9			
10			
11			
12			
13			
14			
15			
16			
17			
18			
19			
20			
21			
22			
23			
24			
25			
26			
27			
28			
29			
30			
31			
32			
33			
34			
35			
36			
37			
38			
39			
40			
41			
42			
43			
44			
45			
46			
47			
48			
49			
50			

Claim	Final	Original	Date
51			
52			
53			
54			
55			
56			
57			
58			
59			
60			
61			
62			
63			
64			
65			
66			
67			
68			
69			
70			
71			
72			
73			
74			
75			
76			
77			
78			
79			
80			
81			
82			
83			
84			
85			
86			
87			
88			
89			
90			
91			
92			
93			
94			
95			
96			
97			
98			
99			
100			

Claim	Final	Original	Date
101			
102			
103			
104			
105			
106			
107			
108			
109			
110			
111			
112			
113			
114			
115			
116			
117			
118			
119			
120			
121			
122			
123			
124			
125			
126			
127			
128			
129			
130			
131			
132			
133			
134			
135			
136			
137			
138			
139			
140			
141			
142			
143			
144			
145			
146			
147			
148			
149			
150			

BEST AVAILABLE COPY

If more than 150 claims or 10 actions
staple additional sheet here

(LEFT INSIDE)

15
20.01

IN THE UNITED STATES PATENT AND TRADEMARK OFFICE

REQUEST FOR FILING APPLICATION

Under Rule 53(a), (b) & (f)

(No Filing Fee or Oath/Declaration)

(Do NOT use for Provisional or PCT Applications)

Use for Design or Utility Applications

PATENT APPLICATION

jc803 U.S. PTO



01/09/01

RULE 53(f) NO DECLARATION

Hon. Commissioner of Patents Washington, DC 20231

Atty. Dkt.

PM 275507

M#

PHM70635/US

Client Ref

Date: January 9, 2001

Sir:

1. This is a Request for filing a new Patent Application (Design Utility) entitled:

2. (Complete) Title: FORMULATION

without a filing fee or Oath/Declaration but for which is enclosed the following:

3. Abstract 1 page(s).

4. 22 Pages of Specification (only spec. and claims); 5. Specification in non-English language

6. 23 Numbered claim(s); and

7. Drawings: 1 sheet(s) 1 set informal; 8. formal of size: A4 11"

DOMESTIC/INTERNATIONAL priority is claimed under 35 USC 119(e)/120/365(c) based on the following provisional, nonprovisional and/or PCT international application(s):

Table with 4 columns: Application No., Filing Date, Application No., Filing Date. Rows 1-5.

10. FOREIGN priority is claimed under 35 USC 119(a)-(d)/365(b) based on filing in Great Britain

Table with 4 columns: Application No., Filing Date, Application No., Filing Date. Rows 1-5.

11. 2 (No.) Certified copy (copies): attached; previously filed (date) in U.S. Application No. / filed on

12. This is a reissue of Patent No.

13. See top first page re prior Provisional, National, International application(s) (X box only if info is there and do not complete corresponding item 14 or 15.)

14. Amend the specification by inserting before the first line -- This is a Continuation-in-Part of: Divisional Continuation Substitute Application (MPEP 201.09)

14(a) National Appln. No. / filed -- (M#)

14(b) International Appln. No. PCT/ filed which designated the U.S., and that International Application was was not published under PCT Article 21(2) in English.--

15. Amend the specification by inserting before the first line: --This application claims the benefit of U.S. Provisional Application No. 60/ , filed .--

16. Extension to date: concurrently filed not needed previously filed

17. Small Entity Status is claimed (pr -filing confirmation required)

17(a) Attached: (No.) Small Entity Statement(s). (Since 9/8/00 Small Entity Statement not essential to make claim)

17(b) See NONPUBLICATION REQUEST under Rule 213(a) attached (PAT-258)

18. Prior application is assigned to

by Assignment recorded _____ Reel _____ Frame _____

19. Attached:

20. This application is made by the following named inventor(s) (Double check instructions for accuracy.):
(Listing of inventor(s) not a requirement, but list if known)

(1) Inventor	John	R.	EVANS
	First	Middle Initial	Family Name
Residence	Macclesfield, Cheshire	UNITED KINGDOM	GREAT BRITAIN
	City	State/Foreign Country	Country of Citizenship
Mailing Address (include Zip Code)	Alderley Park, Macclesfield, Cheshire, United Kingdom SK10 4TG		

(2) Inventor	Rosalind	U	GRUNDY
	First	Middle Initial	Family Name
Residence	Macclesfield, Cheshire	UNITED KINGDOM	GREAT BRITAIN
	City	State/Foreign Country	Country of Citizenship
Mailing Address (include Zip Code)	Charter Way, Macclesfield, Cheshire, United Kingdom SK10 2NA		

(3) Inventor			
	First	Middle Initial	Family Name
Residence			
	City	State/Foreign Country	Country of Citizenship
Mailing Address (include Zip Code)			

(4) Inventor			
	First	Middle Initial	Family Name
Residence			
	City	State/Foreign Country	Country of Citizenship
Mailing Address (include Zip Code)			

(5) Inventor			
	First	Middle Initial	Family Name
Residence			
	City	State/Foreign Country	Country of Citizenship
Mailing Address (include Zip Code)			

21. NOTE: FOR ADDITIONAL INVENTORS, check box and attach sheet with same information regarding additional inventors.


**Pillsbury Winthrop LLP
Intellectual Property Group**

1100 New York Avenue, NW.
Ninth Floor
Washington, DC 20005-3918
Tel: (202) 861-3000
Atty/Sec: DJB/mhn

By: Atty: Donald J. Bird

Reg. No. 25323

Sig:



Fax: (202) 822-0944
Tel: (202) 861-3027

NOTE: File in duplicate with 2 post card receipts (PAT-103) & attachments

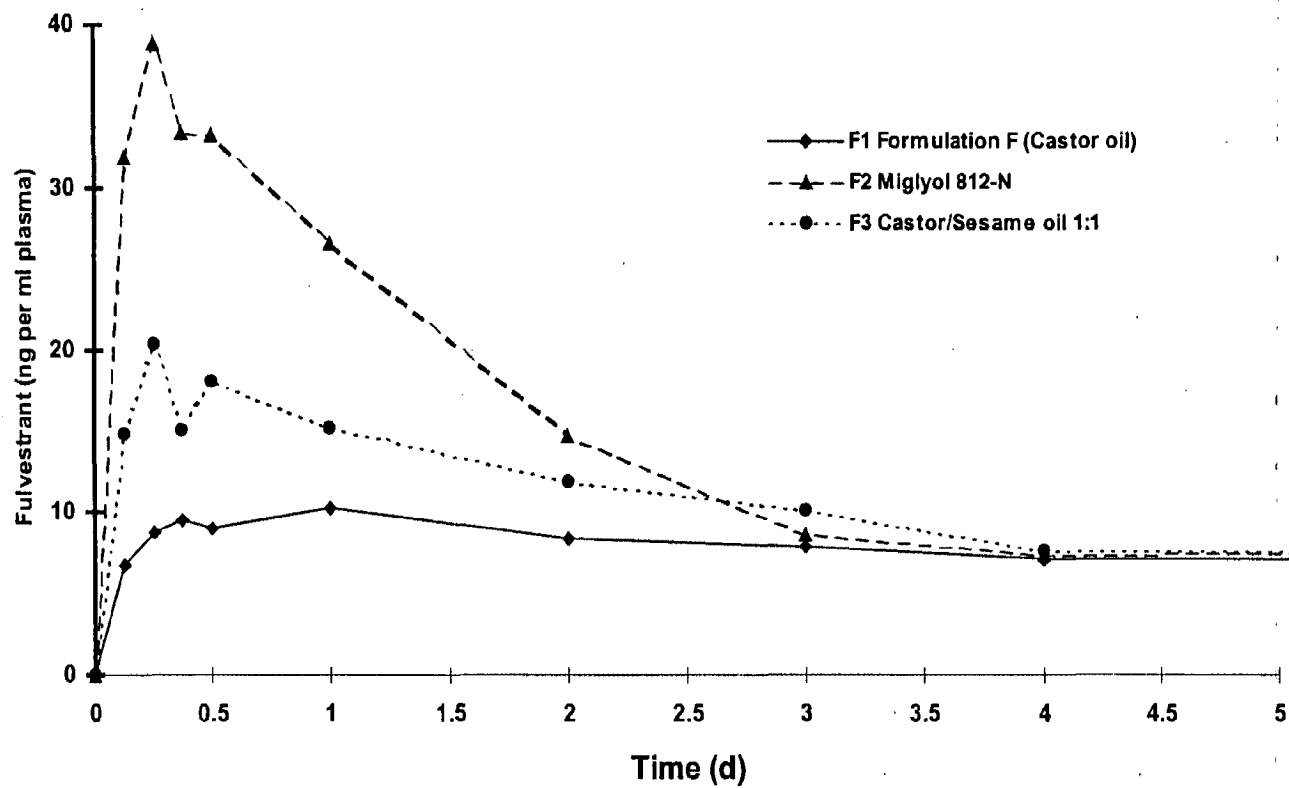


Figure 1

APPLICATION UNDER UNITED STATES PATENT LAWS

Atty. Dkt. No. PM 275507/PHM 70635/US
(M#)

Invention: FORMULATION

Inventor (s): EVANS, John R.
GRUNDY, Rosalind U.

Pillsbury Winthrop LLP
Intellectual Property Group
1100 New York Avenue, NW
Ninth Floor
Washington, DC 20005-3918
Attorneys
Telephone: (202) 861-3000

FOR FILING

This is a:

- Provisional Application
- Regular Utility Application
- Continuing Application
 - The contents of the parent are incorporated by reference
- PCT National Phase Application
- Design Application
- Reissue Application
- Plant Application
- Substitute Specification
Sub. Spec Filed _____
in App. No. _____ / _____
- Marked up Specification re
Sub. Spec. filed _____
In App. No _____ / _____

SPECIFICATION

FORMULATION

The invention relates to a novel sustained release pharmaceutical formulation adapted for administration by injection containing the compound

5 7α -[9-(4,4,5,5,5-pentafluoropentylsulphinyl)nonyl]oestra-1,3,5(10)-triene-3,17 β -diol, more particularly to a formulation adapted for administration by injection containing the compound 7α -[9-(4,4,5,5,5-pentafluoropentylsulphinyl)nonyl]oestra-1,3,5(10)-triene-3,17 β -diol in solution in a ricinoleate vehicle which additionally comprises at least one alcohol and a non-aqueous ester solvent which is miscible in the ricinoleate vehicle.

10 Oestrogen deprivation is fundamental to the treatment of many benign and malignant diseases of the breast and reproductive tract. In premenopausal women, this is achieved by the ablation of ovarian function through surgical, radiotherapeutic, or medical means, and, in postmenopausal women, by the use of aromatase inhibitors.

An alternative approach to oestrogen withdrawal is to antagonise oestrogens with
15 antioestrogens. These are drugs that bind to and compete for oestrogen receptors (ER) present in the nuclei of oestrogen-responsive tissue. Conventional nonsteroidal antioestrogens, such as tamoxifen, compete efficiently for ER binding but their effectiveness is often limited by the partial agonism they display, which results in an incomplete blockade of oestrogen-mediated activity (Furr and Jordan 1984, May and Westley 1987).

20 The potential for nonsteroidal antioestrogens to display agonistic properties prompted the search for novel compounds that would bind ER with high affinity without activating any of the normal transcriptional hormone responses and consequent manifestations of oestrogens. Such molecules would be "pure" antioestrogens, clearly distinguished from tamoxifen-like ligands and capable of eliciting complete ablation of the trophic effects of oestrogens. Such
25 compounds are referred to as Estrogen Receptor-Downregulators (E.R.D.). The rationale for the design and testing of novel, pure antioestrogens has been described in: Bowler et al 1989, Wakeling 1990a, 1990b, 1990c. Wakeling and Bowler 1987, 1988.

Steroidal analogues of oestradiol, with an alkylsulphinyl side chain in the 7α position, provided the first examples of compounds devoid of oestrogenic activity (Bowler et al 1989).
30 One of these, 7α -[9-(4,4,5,5,5-pentafluoropentyl sulphinyl)nonyl]oestra-1,3,5-(10)triene-3,17 β -diol was selected for intensive study on the basis of its pure oestrogen antagonist activity and significantly increased antioestrogenic potency over other available

T0607093260

antioestrogens. *In vitro* findings and early clinical experience with 7α -[9-(4,4,5,5,5-pentafluoropentylsulphinyl)nonyl]oestra-1,3,5(10)-triene-3,17 β -diol have promoted interest in the development of the drug as a therapeutic agent for oestrogen-dependent indications such as breast cancer and certain benign gynaecological conditions.

5 7α -[9-(4,4,5,5,5-Pentafluoropentylsulphinyl)nonyl]oestra-1,3,5(10)-triene-3,17 β -diol, or ICI 182,780, has been allocated the international non-proprietary name fulvestrant, which is used hereinafter. When referring to fulvestrant we include pharmaceutically-acceptable salts thereof and any possible solvates of either thereof.

Fulvestrant binds to ER with an affinity similar to that of oestradiol and completely
10 blocks the growth stimulatory action of oestradiol on human breast cancer cells *in vitro*; it is more potent and more effective than tamoxifen in this respect. Fulvestrant blocks completely the uterotrophic action of oestradiol in rats, mice and monkeys, and also blocks the uterotrophic activity of tamoxifen.

Because fulvestrant has none of the oestrogen-like stimulatory activity that is
15 characteristic of clinically available antioestrogens such as tamoxifen or toremifene, it may offer improved therapeutic activity characterised by more rapid, complete, or longer-lasting tumour regression; a lower incidence or rate of development of resistance to treatment; and a reduction of tumour invasiveness.

In intact adult rats, fulvestrant achieves maximum regression of the uterus at a dose
20 which does not adversely affect bone density or lead to increased gonadotrophin secretion. If also true in humans, these findings could be of extreme importance clinically. Reduced bone density limits the duration of oestrogen-ablative treatment for endometriosis. Fulvestrant does not block hypothalamic ER. Oestrogen ablation also causes or exacerbates hot flushes and other menopausal symptoms; fulvestrant will not cause such effects because it does not cross
25 the blood-brain barrier.

European Patent Application No. 0 138 504 discloses that certain steroid derivatives are effective antioestrogenic agents. The disclosure includes information relating to the preparation of the steroid derivatives. In particular there is the disclosure within Example 35 of the compound 7α -[9-(4,4,5,5,5-pentafluoropentylsulphinyl)nonyl]oestra-
30 1,3,5(10)-triene-3,17 β -diol, which compound is specifically named in Claim 4. It is also disclosed that the compounds of that invention may be provided for use in the form of a pharmaceutical composition comprising a steroid derivative of the invention together with a

pharmaceutically-acceptable diluent or carrier. It is stated therein that the composition can be in a form suitable for oral or parenteral administration.

Fulvestrant shows, along with other steroidal based compounds, certain physical properties which make formulation of these compounds difficult. Fulvestrant is a particularly lipophilic molecule, even when compared with other steroidal compounds, and its aqueous solubility is extremely low at around 10 ngml⁻¹ (this is an estimate from a water/solvent mixture solute since measurements this low could not be achieved in a water only solute).

Currently there are a number of sustained release injectable steroidal formulations which have been commercialised. Commonly these formulations use oil as a solvent and wherein additional excipients may be present. Below in Table 1 are described a few commercialised sustained release injectable formulations.

In the formulations within Table 1 a number of different oils are used to solubilise the compound and additional excipients such as benzyl benzoate, benzyl alcohol and ethanol have been used. Volumes of oil needed to solubilise the steroid active ingredient are low. Extended release is achievable for periods from 1 to 8 weeks.

20

25

FOUO F063260

Table 1 - OIL BASED LONG-ACTING INTRAMUSCULAR INJECTIONS

<u>PRODUCT NAME</u>	<u>STEROID</u>	<u>DOSE</u>	<u>TYPE</u>	<u>COMP'</u>	<u>SOURCE</u>	<u>OIL</u>	<u>BzBz</u>	<u>BzOH</u>	<u>EtOH</u>	<u>DOSE</u>	<u>DOSING</u>
SUSTANON 100	Testosterone propionate	30mg	Androgen	Organon	ABPI Data Sheet Comp.1999	Arachis		0.1ml		1ml	3 weeks
	Testosterone phenylpropionate	60mg									
	Testosterone isocaproate	60mg									
	Testosterone decanoate	100mg									
PROLUTON DEPOT	Hydroxy progesterone hexanoate	250mgml ⁻¹	Progestogen	Schering HC	ABPI Data Sheet Comp.1999	Castor	up to 46%		1 or 2ml	1 week	
TOCOGESTAN	Hydroxy progesterone enantate	200mg	Progestogen	Theramax	Dict. Vidal 1999	Ethyl oleate	*40%			2ml	< 1week
	Progesterone	50mg									
TROPHOBOLINE	α-Tocopherol	250mg	Mixed	Theramax	Dict. Vidal 1997	Olive	45%			1ml	15 to 30 days
	Estrapronicate	1.3mg									
	Nandrolone undecanoate	50mg									
	Hydroxyprogesterone heptanoate	80mg									
	NORISTERAT	Norethisterone oenanthoate	200mg	Contraceptive	Schering HC	ABPI Data Sheet Comp.1999	Castor	YES		1ml	8 weeks
BENZO- GYNOESTRYL PROGESTERONE -RETARD	Estradiol hexahydrobenzoate	5mg	Estradiol	Roussel	Dict. Vidal 1998	Arachis				1ml	1 week
	Hydroxy progesterone caproate	250mgml ⁻¹	Progestogen	Pharlon	Dict. Vidal 1999	Castor	YES			1 or 2ml	1 week
GRAVIBINAN	Estradiol 17-β-valerate	5mgml ⁻¹	Mixed	Schering HC	Dict. Vidal 1995	Castor	YES			1 or 2ml	1 - 2 weeks
	Hydroxyprogesterone caproate	250mgml ⁻¹									

Z70635

7 0 6 3 5 7 0 6 3 5 7 0 6 3 5 7 0 6 3 5 7 0 6 3 5

PARABOLAN	Trenbolone	76mg	Androgen	Negma	Dict. Vidal 1997	Arachis	75mg	45mg	1.5ml	2 weeks
DELESTROGEN	Estradiol valerate	20mgml ⁻¹ 40mgml ⁻¹	Estradiol	BMS	J.Pharm. Sci (1964) 53(8) 891	Castor	78% 58%	20% 40%	2% 2%	
DELALUTIN	17-Hydroxy progesterone	250mgml ⁻¹	Progestrogen	DMS	J.Pharm. Sci.(1964) 53(8) 891	Castor	YES	YES	up to 2%	

BzBz = benzylbenzoate BzOH = benzylalcohol EtOH = ethanol Dict. Vidal = Dictionnaire Vidal
5 % are w/v and * approximate as measured directly from a single sample

described which comprises 50mg of fulvestrant, 400mg of benzyl alcohol and sufficient castor oil to bring the solution to a volume of 1 ml. Manufacture at a commercial scale of a formulation as described in US 5,183,814 will be complicated by the high alcohol concentration. Therefore, there is a need to lower the alcohol concentration in fulvestrant formulations whilst preventing precipitation of fulvestrant from the formulation.

Table 2 shows the solubility of fulvestrant in a number of different solvents.

Table 2 - SOLUBILITY OF FULVESTRANT

SOLVENT	SOLUBILITY (mgml ⁻¹ at 25°C)
Water	0.001
Arachis oil	0.45
Sesame oil	0.58
Castor oil	20
Miglyol 810	3.06
Miglyol 812	2.72
Ethyl oleate	1.25
Benzyl benzoate	6.15
Isopropyl myristate	0.80
Span 85 (surfactant)	3.79
Ethanol	>200
Benzyl Alcohol	>200

10

As can be seen fulvestrant is significantly more soluble in castor oil than any of the other oils tested. The greater solvating ability of castor oil for steroidal compounds is known and is attributed to the high number of hydroxy groups of ricinoleic acid, which is the major constituent of the fatty acids within the triglycerides present in castor oil - see (Riffkin et.al. J. Pharm. Sci., (1964), 53, 891).

15

However, even when using the best oil based solvent, castor oil, we have found that it is not possible to dissolve fulvestrant in an oil based solvent alone so as to achieve a high enough concentration to dose a patient in a low volume injection and achieve a therapeutically

significant release rate. To achieve a therapeutically significant release rate the amount of fulvestrant needed would require the formulation volume to be large, at least 10 ml. This requires the doctor to inject an excessively large volume of formulation to administer a dose significantly high enough for human therapy.

5 Currently guidelines recommend that no more than 5mls of liquid is injected intramuscularly in a single injection. Pharmacologically active doses required for a 1 month long acting depot formulation of fulvestrant is around 250mg. Therefore, when dissolved in just castor oil, fulvestrant would need to be administered in at least 10ml of castor oil.

10 The addition of organic solvents in which fulvestrant is freely soluble, and which are miscible with castor oil, may be used, such as an alcohol. With the addition of high concentrations of an alcohol concentrations of $>50\text{mgml}^{-1}$ of fulvestrant in a castor oil formulation is achievable, thereby giving an injection volumes of $<5\text{ml}$ - see Table 3 below. We have surprisingly found that the introduction of a non-aqueous ester solvent which is miscible in the castor oil and an alcohol surprisingly eases the solubilisation of fulvestrant into
15 a concentration of at least 50mgml^{-1} - see Table 3 below. The finding is surprising since the solubility of fulvestrant in non-aqueous ester solvents - see Table 2 above - is significantly lower than the solubility of fulvestrant in an alcohol. The solubility of fulvestrant is also lower in non-aqueous ester solvents than is the solubility of fulvestrant in castor oil.

20 Therefore, we present as a feature of the invention a pharmaceutical formulation comprising fulvestrant (preferably fulvestrant is present at 3-10%w/v, 4-9%w/v, 4-8%w/v, 4-7%w/v, 4-6%w/v and most preferably at about 5%w/v) in a ricinoleate vehicle, a pharmaceutically acceptable non-aqueous ester solvent, and a pharmaceutically acceptable alcohol wherein the formulation is adapted for intramuscular administration and attaining a therapeutically significant blood plasma fulvestrant concentration for at least 2 weeks.

25 Another feature of the invention is a pharmaceutical formulation comprising fulvestrant in which the formulation is adapted for intra-muscular injection into a human and which is capable after injection of attaining a therapeutically significant blood plasma fulvestrant concentration for at least 2 weeks.

30 Further features of the invention include a pharmaceutical formulation adapted for intra-muscular injection comprising fulvestrant, 30% or less weight of a pharmaceutically-acceptable alcohol per volume of formulation, at least 1% weight of a pharmaceutically-acceptable non-aqueous ester solvent miscible in a ricinoleate vehicle per volume of

T 0 6 3 5 - 7 0 6 3 5

formulation and a sufficient amount of a ricinoleate vehicle so as to prepare a formulation which is capable after injection of attaining a therapeutically significant blood plasma fulvestrant concentration for at least 2 weeks.

Further features of the invention include a pharmaceutical formulation adapted for
 5 intra-muscular injection comprising fulvestrant; 35% (preferably 30% and ideally 25%) or less weight of a pharmaceutically-acceptable alcohol per volume of formulation, at least 1% (preferably at least 5% or ideally 10%) weight of a pharmaceutically-acceptable non-aqueous ester solvent miscible within a ricinoleate vehicle per volume of formulation and a sufficient amount of a ricinoleate vehicle so as to prepare a formulation of at least 45mgml⁻¹ of
 10 fulvestrant.

For the avoidance of any doubt when using the term % weight per volume of formulation for the constituents of the formulation we mean that within a unit volume of the formulation a certain percentage of the constituent by weight will be present, for example a 1% weight per volume formulation will contain within a 100ml volume of formulation 1g of
 15 the constituent. By way of further illustration

% of x by weight per volume of formulation	weight of x in 1ml of formulation
30%	300mg
20%	200mg
10%	100mg
5%	50mg
1%	10mg

Preferred pharmaceutical formulations of the invention are as described above wherein:

- 20 1. The total volume of the formulation is 6ml, or less, and the concentration of fulvestrant is at least 45mgml⁻¹.
2. The total amount of fulvestrant in the formulation is 250mg, or more, and the total volume of the formulation is 6ml, or less.
3. The total amount of fulvestrant in the formulation is 250mg and the total volume of
 25 the formulation is 5-5.25ml.

It is appreciated that in the formulation an excess of formulation may be included to allow the attendant physician or care giver to be able to deliver the required dose. Therefore, when a 5ml dose is required it would be appreciated that an excess of up to 0.25ml, preferably up to 0.15ml will also be present in the formulation. Typically the formulation will be presented in a vial or a prefilled syringe, preferably a prefilled syringe, containing a unit dosage of the formulation as described herein, these being further features of the invention.

Preferred concentrations of a pharmaceutically-acceptable alcohol present in any of the above formulations are; at least 3%w/v, at least 5%w/v, at least 7%w/v, at least 10% w/v, at least 11% w/v, at least 12% w/v, at least 13% w/v, at least 14% w/v, at least 15% w/v and, preferably, at least 16% w/v. Preferred maximal concentrations of pharmaceutically-acceptable alcohol present in the formulation are ;28% w/v or less, 22% w/v or less and 20% w/v or less.. Preferred ranges of pharmaceutically-acceptable alcohol present in any of the above formulations are selected from any minimum or maximum value described above and preferably are; 3-35%w/v, 4-35%w/v, 5-35%w/v, 5-32%w/v, 7-32%w/v, 10-30%w/v, 12-28%w/v, 15-25%w/v, 17-23%w/v, 18-22%w/v and ideally 19-21%w/v.

The pharmaceutically-acceptable alcohol may consist of one alcohol or a mixture of two or more alcohols, preferably a mixture of two alcohols. Preferred pharmaceutically-acceptable alcohols for parenteral administration are ethanol, benzyl alcohol or a mixture of both ethanol and benzyl alcohol, preferably the ethanol and benzyl alcohol are present in the formulation in the same w/v amounts. Preferably the formulation alcohol contains 10% w/v ethanol and 10% w/v benzyl alcohol.

The pharmaceutically-acceptable non-aqueous ester solvent may consist of one or a mixture of two or more pharmaceutically-acceptable non-aqueous ester solvents, preferably just one. A preferred pharmaceutically-acceptable non-aqueous ester solvent for parenteral administration is selected from benzyl benzoate, ethyl oleate, isopropyl myristate, isopropyl palmitate or a mixture of any thereof.

The ricinoleate vehicle should preferably be present in the formulation in a proportion of at least 30% weight per volume of the formulation, ideally at least 40% or at least 50% weight per volume of formulation.

It will be understood by the skilled person that the pharmaceutically-acceptable alcohol will be of a quality such that it will meet pharmacopoeial standards (such as are described in the US, British, European and Japanese pharmacopoeias) and as such will contain

some water and possibly other organic solvents, for example ethanol in the US Pharmacopeia contains not less than 94.9% by volume and not more than 96.0% by volume of ethanol when measured at 15.56°C. Dehydrated alcohol in the US Pharmacopeia contains not less than 99.5% ethanol by volume when measured at 15.56°C.

5 Preferred concentrations of the pharmaceutically-acceptable non-aqueous ester solvent present in any of the above formulations are; at least 5% w/v, at least 8% w/v, at least 10% w/v, at least 11% w/v, at least 12% w/v, at least 13% w/v, at least 15% w/v, at least 16% w/v, at least 17% w/v, at least 18% w/v, at least 19% w/v and at least 20% w/v. Preferred maximal concentrations of the pharmaceutically-acceptable non-aqueous ester solvent are; 60% w/v or
10 less, 50%w/v or less, 45% w/v or less, 40% w/v or less, 35% w/v or less, 30% w/v or less and 25% w/v or less. A preferred concentration is 15% w/v. Preferred ranges of pharmaceutically-acceptable non-aqueous ester solvent present in any of the above formulations are selected from any minimum or maximum value described above and preferably are; 5-60%w/v, 7-55%w/v, 8-50%w/v, 10-50%w/v, 10-45%w/v, 10-40%w/v, 10-35%w/v, 10-30%w/v, 10-
15 25%w/v, 12-25%w/v, 12-22%w/v, 12-20%w/v, 12-18%w/v, 13-17%w/v and ideally 14-16%w/v. Preferably the ester solvent is benzyl benzoate, most preferably at about 15%w/v.

It will be understood by the skilled person that the pharmaceutically-acceptable non-aqueous ester solvent will be of a quality that it will meet pharmacopoeial standards (such as described in the US, British, European and Japanese pharmacopoeias).

20 Preferred combinations of pharmaceutically-acceptable alcohol and pharmaceutically-acceptable non-aqueous ester solvent in the formulation are set out below:

Pharmaceutically-acceptable alcohol(%w/v)	Pharmaceutically-acceptable non-aqueous ester (%w/v)
10-30	5-60, 7-55, 8-50, 10-50, 10-45, 10-40, 10-35, 10-30, 10-25, 12-25, 12-22, 12-20, 12-18, 13-17 and ideally 14-16.

1069260

17-23	5-60, 7-55, 8-50, 10-50, 10-45, 10-40, 10-35, 10-30, 10-25, 12-25, 12-22, 12-20, 12-18, 13-17 and ideally 14-16.
3-35, 4-35, 5-35, 5-32, 7-32, 10-30, 12-28, 15-25, 17-23, 18-22 and ideally 19-	10-35
3-35, 4-35, 5-35, 5-32, 7-32, 10-30, 12-28, 15-25, 17-23, 18-22 and ideally 19-21.	12-18
ethanol and benzyl alcohol, most preferably each at about 10%	benzyl benzoate, most preferably at about 15%

By the use of the term ricinoleate vehicle we mean an oil which has as a proportion (at least 20%, 30%, 40%, 50%, 60%, 70%, 80%, 90% or 95% w/v) of its composition as triglycerides of ricinoleic acid. The ricinoleate vehicle may be a synthetic oil or conveniently is castor oil, ideally of pharmacopoeial standards, as described above.

We have surprisingly found that the above formulations of the invention provide, after intra-muscular injection, satisfactory release of fulvestrant over an extended period of time.

This finding is indeed surprising for the following reasons.

1. Previously tested by the applicants have been intra-muscular injections of fulvestrant in the form of an aqueous suspension. We have found extensive local tissue irritation at the injection site as well as a poor release profile. It is believed that the tissue irritation/inflammation was due to the presence of fulvestrant in the form of solid particles. The release profile appeared to be determined by the extent of inflammation/irritation present at the injection site and this was variable and difficult to control. Also the fulvestrant release rate was not sufficiently high to be clinically significant.
 2. Our findings from studies using ¹⁴C labelled benzyl alcohol show that it dissipates rapidly from the injection site and is removed from the body within 24 hours of administration.
- It would be expected that ethanol will dissipate at least as quickly, if not more rapidly, from the injection site.

It is known that benzyl benzoate is metabolised by conjugation to glycine to form hippuric acid by the human liver and excreted into the urine - Martindale: The Extra Pharmacopoeia 32nd edition page 1103, and, therefore, it is unlikely that benzyl benzoate, when used, is present at the injection site during the whole of the extended release period.

5 We have found that despite the rapid elimination of the additional solubilising excipients, i.e. the alcohol and pharmaceutically-acceptable non-aqueous ester solvent, from the formulation vehicle and the site of injection after injection of the formulation, extended release at therapeutically significant levels of fulvestrant over an extended period can still achieved by the formulation of the invention.

10 By use of the term "therapeutically significant levels" we mean that blood plasma concentrations of at least 2.5 ngml⁻¹, ideally at least 3 ngml⁻¹, at least 8.5 ngml⁻¹, and up to 12 ngml⁻¹ of fulvestrant are achieved in the patient. Preferably blood plasma levels should be less than 15 ngml⁻¹.

15 By use of the term "extended release" we mean at least two weeks, at least three weeks, and, preferably at least four weeks of continuous release of fulvestrant is achieved. In a preferred feature extended release is achieved for 36 days. Preferably extended release of fulvestrant is for at least 2- 5 weeks and more preferably for the following periods (weeks) 2.5-5, 2.5-4, 3-4, 3.5-4 and most preferably for at least about 4 weeks.

20 It will be understood that the attendant physician may wish to administer the intramuscular injection as a divided dose, i.e. a 5ml formulation is sequentially administered in two separate injections of 2.5ml, this is a further feature of the invention

Simply solubilising fulvestrant in an oil based liquid formulation is not predictive of a good release profile or lack of precipitation of drug after injection at the injection site.

25 Table 3 shows the solubility of fulvestrant in a castor oil vehicle additionally containing alcohols ethanol and benzyl alcohol with or without benzyl benzoate. The results clearly show the positive effect of benzyl benzoate on fulvestrant solubility in castor oil, despite fulvestrant having a lower solubility in benzyl benzoate than in either alcohol or castor oil.

Table 3

Table 3 - EFFECT OF BENZYL BENZOATE ON FULVESTRANT SOLUBILITY IN CASTOR OIL AT 25°C

	% w/v								
Ethanol (96%)	5	5	10	10	10	10	15	15	
Benzyl Alcohol	5	5	5	5	10	10	15	15	
Benzyl Benzoate		15		15		15			15
Castor Oil	to 100	to 100	to 100	to 100	to 100	to 100	to 100	to 100	to 100
Fulvestrant Solubility [mgml ⁻¹]	27	36	46	54	45	65	76	102	

The following Table 4 shows the solubility of fulvestrant in a range of oil based formulations which contain the same amounts of alcohol and benzyl benzoate but in which the oil is changed. The data also shows solubility of fulvestrant after removal of the alcohols.

Table 4

5 **Solubility comparisons of fulvestrant in oil based formulations with and without alcohols**

		Fulvestrant Solubility mg ml ⁻¹ @ 25°C	
10	Formulation (a)	Complete vehicle	Vehicle minus alcohols
	Castor oil based	81.2	12.6
15	Miglyol 812-N based	86.8	1.7
	Sesame seed/Castor oil (1:1) based	70.1	4.4
	Sesame seed oil based	45.7	0.7
20	Arachis oil based	40.2	< 0.2

(a) Complete Vehicle Formulations comprised ethanol [96%](10%), benzyl alcohol (10%) and benzyl benzoate
25 (15%) made to volume with the stated oil. Excess fulvestrant was added to each solvent mixture and solubility determined.

Effect of formulation on precipitation of fulvestrant at the injection site

		Days						
30	Formulation ^a	2	3	4	7	10	30	51
35	Formulation F1 castor oil based	0	0	0	0	0	0	0
	Formulation F2 Miglyol 812-N based	++ ^b	+++	+++	+++	+++	++	0
40	Formulation F3 sesame seed oil/castor oil based	+ ^c	++	++	+++	++	+	+

0, +, ++, +++ = Degree of precipitation (None detected, Mild, Moderate, Severe)

45 ^a Formulations comprised fulvestrant (5%), ethanol [96%] (10%), benzyl alcohol (10%) and benzyl benzoate (15%) made to volume with the stated oil.

^b Mainly large needle shaped crystals

^c Small needles and/or sheafs of crystals

Precipitation of fulvestrant and the release profile was determined with the above formulations in an *in vivo* rabbit study.

Figure 1 shows the release profile *in vivo* of the four formulations from the second part of Table 4 and shows the effect of the fixed oil component on fulvestrant plasma profile over five days following intramuscular administration in rabbits (data normalised to 50mg per 3kg; mean given; number of animals per timepoint = 8, plasma samples assayed for fulvestrant content using lc-ms/ms detection following solvent extraction). As can be seen the castor oil formulation showed a particularly even release profile with no evidence of precipitation of fulvestrant at the injection site.

Therefore we present as a further feature of the invention an extended release pharmaceutical formulation adapted for intramuscular injection comprising fulvestrant; 35% (preferably 30% or ideally 25%) or less weight of a pharmaceutically-acceptable alcohol per volume of formulation, at least 1% (preferably at least 5% or ideally 10%) weight of a pharmaceutically-acceptable non-aqueous ester solvent miscible in a ricinoleate vehicle per volume of formulation and sufficient amount of a ricinoleate vehicle, taking into account the addition of any further optional pharmaceutically-acceptable excipients, so as to prepare a formulation of at least 45mgml⁻¹ of fulvestrant.

A further feature of the invention is a pharmaceutical formulation adapted for intramuscular injection, as defined above, for use in medical therapy.

A further feature of the invention is a method of treating a benign or malignant diseases of the breast or reproductive tract, preferably treating breast cancer, by administration to a human in need of such treatment by intramuscular injection an extended release ricinoleate vehicle based pharmaceutical formulation comprising at least 45mgml⁻¹ of fulvestrant; 35% (preferably 30% or ideally 25%) or less weight of a pharmaceutically-acceptable alcohol per volume of formulation, at least 1% (preferably at least 5% or ideally 10%) weight of a pharmaceutically-acceptable non-aqueous ester solvent miscible in a ricinoleate vehicle per volume of formulation.

Preferably 5ml of the intramuscular injection is administered.

A further feature of the invention is use of fulvestrant in the preparation of a pharmaceutical formulation as describe hereinabove, for the treatment of a benign or malignant disease of the breast or reproductive tract, preferably treating breast cancer.

Additional excipients commonly used in the formulation field including, for example, an antioxidant preservative, a colorant or a surfactant may be used. A preferred optional excipient is a surfactant.

As described above fulvestrant is useful in the treatment of oestrogen-dependent indications such as breast cancer and gynaecological conditions, such as endometriosis.

In addition to fulvestrant another similar type of molecule is currently under clinical investigation. SH-646 (11 β -fluoro- 7 α -(14,14,15,15,15-pentafluoro-6-methyl-10-thia-6-azapentadecyl)estra-1,3,5(10)-triene-3,17 β -diol) is also putatively a compound with the same mode of action as fulvestrant and has a very similar chemical structure. It is believed that the compound will also share with fulvestrant similar physical properties and therefore the current invention will also have application with this compound.

A further feature of the invention is a pharmaceutical formulation adapted for intra-muscular injection comprising 11 β -fluoro- 7 α -(14,14,15,15,15-pentafluoro-6-methyl-10-thia-6-azapentadecyl)estra-1,3,5(10)-triene-3,17 β -diol; 35% or less weight of a pharmaceutically-acceptable alcohol per volume of formulation, at least 1% weight of a pharmaceutically-acceptable non-aqueous ester solvent miscible within a ricinoleate vehicle per volume of formulation and a sufficient amount of a ricinoleate vehicle so as to prepare a formulation of at least 45mgml⁻¹ of 11 β -fluoro- 7 α -(14,14,15,15,15-pentafluoro-6-methyl-10-thia-6-azapentadecyl)estra-1,3,5(10)-triene-3,17 β -diol.

Further features of the invention are those as described above but in which SH-646 is substituted for fulvestrant.

Formulation Example

Fulvestrant is mixed with alcohol and benzyl alcohol, stirring until completely dissolved. Benzyl benzoate is added and the solution is made to final weight with castor oil and stirred, (for convenience weight is used rather than volume by using the weight to volume ratio). The bulk solution is overlaid with Nitrogen. The solution is sterilised by filtration using one or two filters of 0.2 μ m porosity. The sterile filtrate is kept under a nitrogen overlay as it is filled under aseptic conditions into washed and depyrogenised, sterile primary containers, for example vials or pre-filled syringes. An overage is included in the primary

pack to facilitate removal of the dose volume. The primary packs are overlaid with sterile nitrogen, before aseptically sealing.

See also process flow diagram below

5

Quantities of each component of the formulation is chosen according to the required formulation specification, examples are described above. For example quantities are added of each component to prepare a formulation which contains

10% weight per volume of benzyl alcohol

10 10% weight per volume of ethanol

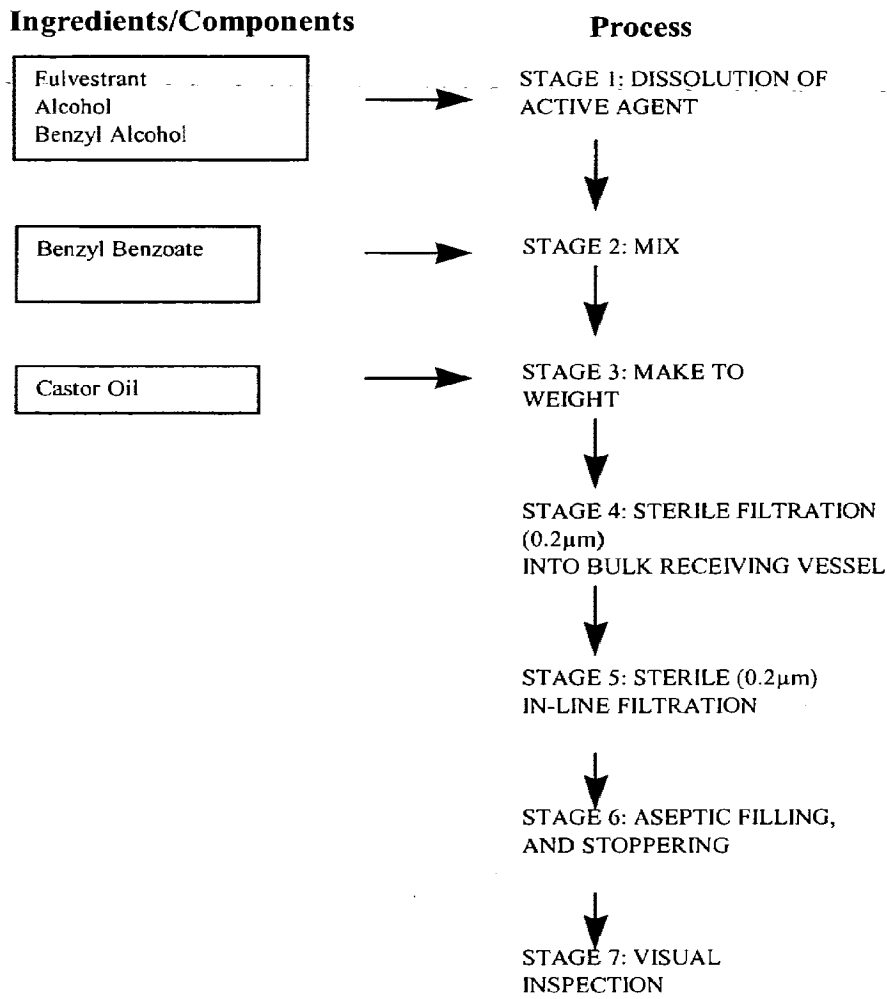
15% weight per volume of benzyl benzoate

250mg of fulvestrant for each 5ml of finished formulation

and the remaining amount as castor oil

1006.0050

FLOW DIAGRAM OF MANUFACTURING



FOOTNOTED 76293260

References

1. Bowler J, Lilley TJ, Pittam JD, Wakeling AE. Novel steroidal pure antioestrogens. *Steroids* 1989; 5471-99.
- 5 2. Wakeling AE. Novel pure antioestrogens: mode of action and therapeutic prospects. *American New York Academy Science* 1990a; 595: 348-56.
3. Wakeling AE. Steroidal pure antioestrogens. In Lippman M, Dickson R, editors. *Regulatory mechanisms in breast cancer*. Boston: Kluwer Academic, 1990b: 239-57.
- 10 4. Wakeling AE. Therapeutic potential of pure antioestrogens in the treatment of breast cancer. *Journal Steroid Biochemistry* 1990c; 37: 771-5.
- 15 5. Wakeling AE, Bowler J. Steroidal pure antioestrogens. *Journal Endocrinology* 1987; 112: R7-10.
6. Wakeling AE, Bowler J. Biology and mode of action of pure antioestrogens. *Journal Steroid Biochemistry* 1988; 3: 141-7.

1006.0052

Claims

1. A pharmaceutical formulation adapted for intra-muscular injection comprising fulvestrant, 30% or less weight of a pharmaceutically-acceptable alcohol per volume of formulation, at least 1% weight of a pharmaceutically-acceptable non-aqueous ester solvent miscible in a ricinoleate vehicle per volume of formulation and a sufficient amount of a ricinoleate vehicle so as to prepare a formulation which is capable after injection of attaining a therapeutically significant blood plasma fulvestrant concentration of at least 2.5 ng ml^{-1} for at least 2 weeks.
2. A pharmaceutical formulation as claimed in claim 1 wherein the blood plasma fulvestrant concentration is attained for at least 4 weeks.
3. A pharmaceutical formulation as claimed in claim 1 wherein the blood plasma fulvestrant concentration is attained for 2 to 5 weeks.
4. A pharmaceutical formulation adapted for intra-muscular injection comprising fulvestrant, 30% or less weight of a pharmaceutically-acceptable alcohol per volume of formulation, at least 1% weight of a pharmaceutically-acceptable non-aqueous ester solvent miscible in a ricinoleate vehicle per volume of formulation and a sufficient amount of a ricinoleate vehicle so as to prepare a formulation of at least 45 mg ml^{-1} of fulvestrant.
5. A pharmaceutical formulation as claimed in claim 1 to 4 which contains 25% w/v or less of a pharmaceutically-acceptable alcohol.
6. A pharmaceutical formulation as claimed in claim 5 which contains 20% w/v or less of a pharmaceutically-acceptable alcohol.
7. A pharmaceutical formulation as claimed in any claim from 1 to 6 which contains 60% w/v or less of a pharmaceutically-acceptable non-aqueous ester solvent.
8. A pharmaceutical formulation as claimed in claim 7 which contains 50% w/v or less of a pharmaceutically-acceptable non-aqueous ester solvent.

FOOTNOTES

9. A pharmaceutical formulation as claimed in claim 7 which contains 45% w/v or less of a pharmaceutically-acceptable non-aqueous ester solvent.

5 10. A pharmaceutical formulation as claimed in claim 7 which contains 40% w/v or less of a pharmaceutically-acceptable non-aqueous ester solvent.

11. A pharmaceutical formulation as claimed in claim 7 which contains 35% w/v or less of a pharmaceutically-acceptable non-aqueous ester solvent.

10

12. A pharmaceutical formulation as claimed in claim 7 which contains 30% w/v or less of a pharmaceutically-acceptable non-aqueous ester solvent.

13. A pharmaceutical formulation as claimed in claim 7 which contains 25% w/v or less
15 of a pharmaceutically-acceptable non-aqueous ester solvent.

14. A pharmaceutical formulation as claimed in any claim from 1 to 13 wherein the pharmaceutically-acceptable alcohol is a mixture of ethanol and benzyl alcohol.

20 15. A pharmaceutical formulation as claimed in any claim from 1 to 14 wherein the pharmaceutically-acceptable non-aqueous ester solvent is selected from benzyl benzoate, ethyl oleate, isopropyl myristate, isopropyl palmitate or a mixture of any thereof.

25 16. A pharmaceutical formulation as claimed in any claim from 1 to 15 wherein the pharmaceutically-acceptable non-aqueous ester solvent is benzyl benzoate.

17. A pharmaceutical formulation as claimed in any claim from 1 to 16 wherein the total volume of the formulation is 6ml or less, and the concentration of fulvestrant is at least 45mgml⁻¹.

30

FOUO: 1063520

18. A pharmaceutical formulation as claimed in any claim from 1 to 13 wherein the total amount of fulvestrant in the formulation is 250mg, or more, and the total volume of the formulation is 6ml, or less.

5 19. A pharmaceutical formulation as claimed in claim 18 wherein the total amount of fulvestrant in the formulation is 250mg and the total volume of the formulation is 5 to 5.25ml.

20. A pharmaceutical formulation as claimed in any of claims 1-19 wherein the pharmaceutically-acceptable alcohol is a mixture of 10% weight of ethanol per volume of
10 formulation, 10% weight of benzyl alcohol per volume of formulation and 15% weight of benzyl benzoate per volume of formulation and the ricinoleate vehicle is castor oil.

21. A method of treating a benign or malignant diseases of the breast or reproductive tract by administration to a human in need of such treatment by intramuscular a pharmaceutical
15 formulation as claimed in claims 1 to 19.

22. A method as claimed in claim 21 for treating breast cancer.

20 23. A syringe or vial containing a pharmaceutical formulation as defined in claim 20.

Add
a1

ABSTRACT**TITLE: Formulation**

The invention relates to a novel sustained release pharmaceutical formulation adapted
5 for administration by injection containing the compound
7 α -[9-(4,4,5,5,5-pentafluoropentylsulphanyl)nonyl]oestra-1,3,5(10)-triene-3,17 β -diol, more
particularly to a formulation adapted for administration by injection containing the compound
7 α -[9-(4,4,5,5,5-pentafluoropentylsulphanyl)nonyl]oestra-1,3,5(10)-triene-3,17 β -diol in
10 solution in a ricinoleate vehicle which additionally comprises at least one alcohol and a non-
aqueous ester solvent which is miscible in the ricinoleate vehicle.

FOUO FOUO

PATENT APPLICATION FEE DETERMINATION RECORD

Effective October 1, 2000

Application or Docket Number

CLAIMS AS FILED - PART I

	(Column 1)	(Column 2)
TOTAL CLAIMS	23	
FOR	NUMBER FILED	NUMBER EXTRA
TOTAL CHARGEABLE CLAIMS	29 minus 20 = *	9
INDEPENDENT CLAIMS	2 minus 3 = *	0
MULTIPLE DEPENDENT CLAIM PRESENT <input type="checkbox"/>		

SMALL ENTITY TYPE

OR OTHER THAN SMALL ENTITY

RATE	FEE
BASIC FEE	355.00
X\$ 9=	
X40=	
+135=	
TOTAL	

RATE	FEE
BASIC FEE	710.00
X\$18=	
X80=	
+270=	
TOTAL	

* If the difference in column 1 is less than zero, enter "0" in column 2

CLAIMS AS AMENDED - PART II

	(Column 1)	(Column 2)	(Column 3)
AMENDMENT A		CLAIMS REMAINING AFTER AMENDMENT	
	Total	*	Minus **
	Independent	*	Minus ***
FIRST PRESENTATION OF MULTIPLE DEPENDENT CLAIM <input type="checkbox"/>			

SMALL ENTITY

OR OTHER THAN SMALL ENTITY

RATE	ADDITIONAL FEE
X\$ 9=	
X40=	
+135=	
TOTAL ADDIT. FEE	

RATE	ADDITIONAL FEE
X\$18=	
X80=	
+270=	
TOTAL ADDIT. FEE	

BEST AVAILABLE COPY

	(Column 1)	(Column 2)	(Column 3)
AMENDMENT B		CLAIMS REMAINING AFTER AMENDMENT	
	Total	*	Minus **
	Independent	*	Minus ***
FIRST PRESENTATION OF MULTIPLE DEPENDENT CLAIM <input type="checkbox"/>			

RATE	ADDITIONAL FEE
X\$ 9=	
X40=	
+135=	
TOTAL ADDIT. FEE	

RATE	ADDITIONAL FEE
X\$18=	
X80=	
+270=	
TOTAL ADDIT. FEE	

	(Column 1)	(Column 2)	(Column 3)
AMENDMENT C		CLAIMS REMAINING AFTER AMENDMENT	
	Total	*	Minus **
	Independent	*	Minus ***
FIRST PRESENTATION OF MULTIPLE DEPENDENT CLAIM <input type="checkbox"/>			

RATE	ADDITIONAL FEE
X\$ 9=	
X40=	
+135=	
TOTAL ADDIT. FEE	

RATE	ADDITIONAL FEE
X\$18=	
X80=	
+270=	
TOTAL ADDIT. FEE	

* If the entry in column 1 is less than the entry in column 2, write "0" in column 3.

** If the "Highest Number Previously Paid For" IN THIS SPACE is less than 20, enter "20."

*** If the "Highest Number Previously Paid For" IN THIS SPACE is less than 3, enter "3."

The "Highest Number Previously Paid For" (Total or Independent) is the highest number found in the appropriate box in column 1.

CLAIMS ONLY

SERIAL NO.	FILING DATE
APPLICANT(S)	

CLAIMS							*		*		*	
	AS FILED		AFTER 1st AMENDMENT		AFTER 2nd AMENDMENT		IND.	DEP.	IND.	DEP.	IND.	DEP.
	IND.	DEP.	IND.	DEP.	IND.	DEP.						
1	1											
2												
3												
4	1											
5		4										
6		4										
7		4										
8		4										
9		4										
10		4										
11		4										
12		4										
13		4										
14		4										
15		4										
16		4										
17		4										
18		4										
19		4										
20		4										
21		4										
22		4										
23		4										
24		4										
25												
26												
27												
28												
29												
30												
31												
32												
33												
34												
35												
36												
37												
38												
39												
40												
41												
42												
43												
44												
45												
46												
47												
48												
49												
50												
TOTAL IND.	2	↓	↓	↓	↓	↓						
TOTAL DEP.	27	↓	↓	↓	↓	↓						
TOTAL CLAIMS	29											
51												
52												
53												
54												
55												
56												
57												
58												
59												
60												
61												
62												
63												
64												
65												
66												
67												
68												
69												
70												
71												
72												
73												
74												
75												
76												
77												
78												
79												
80												
81												
82												
83												
84												
85												
86												
87												
88												
89												
90												
91												
92												
93												
94												
95												
96												
97												
98												
99												
100												
TOTAL IND.		↓	↓	↓	↓	↓						
TOTAL DEP.		↓	↓	↓	↓	↓						
TOTAL CLAIMS												

* MAY BE USED FOR ADDITIONAL CLAIMS OR ADMENDMENTS

FORM PTO-2022 (1-98)

23

U.S. DEPARTMENT OF COMMERCE
Patent and Trademark Office

*U.S. GPO: 1998-443, 0489152



INVESTOR IN PEOPLE

The Patent Office
Concept House
Cardiff Road
Newport
South Wales
NP10 8QQ




I, the undersigned, being an officer duly authorised in accordance with Section 74(1) and (4) of the Deregulation & Contracting Out Act 1994, to sign and issue certificates on behalf of the Comptroller-General, hereby certify that annexed hereto is a true copy of the documents as originally filed in connection with the patent application identified therein.

I also certify that by virtue of an assignment registered under the Patents Act 1977, the application is now proceeding in the name as substituted.

In accordance with the Patents (Companies Re-registration) Rules 1982, if a company named in this certificate and any accompanying documents has re-registered under the Companies Act 1980 with the same name as that with which it was registered immediately before re-registration save for the substitution as, or inclusion as, the last part of the name of the words "public limited company" or their equivalents in Welsh, references to the name of the company in this certificate and any accompanying documents shall be treated as references to the name with which it is so re-registered.

In accordance with the rules, the words "public limited company" may be replaced by p.l.c., plc, P.L.C. or PLC.

Re-registration under the Companies Act does not constitute a new legal entity but merely subjects the company to certain additional company law rules.



Signed

Dated 22 November 2000

THIS PAGE BLANK (USPTO)

GB0000313.7

By virtue of a direction given under Section of the Patents Act 1977, the application is proceeding in the name of

ASTRAZENECA AB,
Incorporated in Sweden,
S-151 85 Sodertalje,
Sweden

[ADP No. 07822448003]

THIS PAGE BLANK (USPTO)

10. JAN. 2000 11:48

ASTRAZENECA-PATENTS 01625583358

NO. 0724 P. 3

THE PATENT OFFICE
A
10 JAN 2000
RECEIVED BY FAX

The Patent Office

1/77

Patents Form 1/77

Patents Act 1977

Request for grant of a patent

(See the notes on the back of this form. You can also get an explanatory leaflet from the Patent Office to help you fill in this form)

The Patent Office

Cardiff Road
Newport
Gwent NP9 1RH

10 JAN 2000

1. Your reference PHM 99-154

2. Patent application number
(The Patent Office will fill in this part) **0000313.7**

10 JAN 2000 15:03:57 1 002934
P01/7700 0.00-0000313.7

3. Full name, address and postcode of the or of each applicant (underline all surnames)

AstraZeneca UK Ltd
15 Stanhope Gate
LONDON W1Y 6LN
Great Britain

SECTION 30(1) PATENT APPLICATION FILED 6.7.00

Patents ADP number (if you know it)

6254007802

7810294001

If the applicant is a corporate body, give the country/state of its incorporation

4. Title of the invention FORMULATION

5. Name of your agent (if you have one) BROWN, Andrew Stephen

"Address for service" in the United Kingdom to which all correspondence should be sent (including the postcode)

Global Intellectual Property
AstraZeneca PLC
Mereside, Alderley Park
Macclesfield Cheshire, SK10 4TG
Great Britain

Patents ADP number (if you know it)

7259252002

6. If you are declaring priority from one or more earlier patent applications, give the country and the date of filing of the or of each of these earlier applications and (if you know it) the or each application number

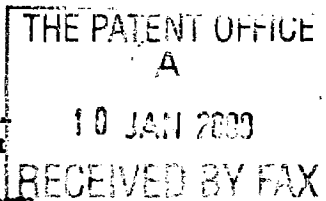
Country	Priority application number (if you know it)	Date of filing (day / month / year)
---------	--	-------------------------------------

7. If this application is divided or otherwise derived from an earlier UK application, give the number and the filing date of the earlier application

Number of earlier application	Date of filing (day / month / year)
-------------------------------	-------------------------------------

8. Is a statement of inventorship and of right to grant of a patent required in support of this request? (Answer 'Yes' if:
a) any applicant named in part 3 is not an inventor, or
b) there is an inventor who is not named as an applicant, or

Patents Form 1/77



Do not count copies of the same document

Continuation sheets of this form

Description	13
Claim(s)	2
Abstract	-
Drawing(s)	-

10. If you are also filing any of the following, state how many against each item.

- Priority documents
- Translations of priority documents
- Statement of inventorship and right to grant of a patent (Patents Form 7/77)
- Request for preliminary examination and search (Patents Form 9/77)
- Request for substantive examination (Patents Form 10/77)
- Any other documents (please specify)

11. I/We request the grant of a patent on the basis of this application.

Signature	Date
<i>J. Marshall</i>	10-Jan-2000

12. Name and daytime telephone number of person to contact in the United Kingdom
Mrs Joanne M Marshall - 01625 516485

Warning

After an application for a patent has been filed, the Comptroller of the Patent Office will consider whether publication or communication of the invention should be prohibited or restricted under Section 22 of the Patents Act 1977. You will be informed if it is necessary to prohibit or restrict your invention in this way. Furthermore, if you live in the United Kingdom, Section 23 of the Patents Act 1977 stops you from applying for a patent abroad without first getting written permission from the Patent Office unless an application has been filed at least 6 weeks beforehand in the United Kingdom for a patent for the same invention and either no direction prohibiting publication or communication has been given, or any such direction has been revoked.

Notes

- a) If you need help to fill in this form or you have any questions, please contact the Patent Office on 0645 500505.
- b) Write your answers in capital letters using black ink or you may type them.
- c) If there is not enough space for all the relevant details on any part of this form, please continue on a separate sheet of paper and write "see continuation sheet" in the relevant part(s). Any continuation sheet should be attached to this form.
- d) If you have answered 'Yes' Patents Form 7/77 will need to be filed.
- e) Once you have filled in the form you must remember to sign and date it.

FORMULATION

The invention relates to a novel sustained release pharmaceutical formulation adapted for administration by injection containing the compound

5 7α -[9-(4,4,5,5,5-pentafluoropentylsulphinyl)nonyl]oestra-1,3,5(10)-triene-3,17 β -diol, more particularly to a formulation adapted for administration by injection containing the compound 7α -[9-(4,4,5,5,5-pentafluoropentylsulphinyl)nonyl]oestra-1,3,5(10)-triene-3,17 β -diol in solution in a ricinoleate vehicle which additionally comprises at least one alcohol and benzyl benzoate.

10 Oestrogen deprivation is fundamental to the treatment of many benign and malignant diseases of the breast and reproductive tract. In premenopausal women, this is achieved by the ablation of ovarian function through surgical, radiotherapeutic, or medical means, and, in postmenopausal women, by the use of aromatase inhibitors.

An alternative approach to oestrogen withdrawal is to antagonise oestrogens with
15 antioestrogens. These are drugs that bind to and compete for oestrogen receptors (ER) present in the nuclei of oestrogen-responsive tissue. Conventional nonsteroidal antioestrogens, such as tamoxifen, compete efficiently for ER binding but their effectiveness is often limited by the partial agonism they display, which results in an incomplete blockade of oestrogen-mediated activity (Furr and Jordan 1984, May and Westley 1987).

20 The potential for nonsteroidal antioestrogens to display agonistic properties prompted the search for novel compounds that would bind ER with high affinity without activating any of the normal transcriptional hormone responses and consequent manifestations of oestrogens. Such molecules would be "pure" antioestrogens, clearly distinguished from tamoxifen-like ligands and capable of eliciting complete ablation of the trophic effects of oestrogens. Such
25 compounds are now referred to as Selective Estrogen Receptor-Downregulators (SERDs). The rationale for the design and testing of novel, pure antioestrogens has been described in: Bowler et al 1989, Wakeling 1990a, 1990b, 1990c. Wakeling and Bowler 1987, 1988.

Steroidal analogues of oestradiol, with an alkylsulphinyl side chain in the 7α position, provided the first examples of compounds devoid of oestrogenic activity (Bowler et al 1989).

30 One of these, 7α -[9-(4,4,5,5,5-pentafluoropentyl sulphinyl)nonyl]oestra-1,3,5-(10)triene-3,17 β -diol was selected for intensive study on the basis of its pure oestrogen antagonist

activity and significantly increased antioestrogenic potency over other available antioestrogens. *In vitro* findings and early clinical experience with 7α -[9-(4,4,5,5,5-pentafluoropentylsulphinyl)nonyl]oestra-1,3,5(10)-triene-3,17 β -diol have promoted interest in the development of the drug as a therapeutic agent for oestrogen-
5 dependent indications such as breast cancer and certain benign gynaecological conditions.

7α -[9-(4,4,5,5,5-Pentafluoropentylsulphinyl)nonyl]oestra-1,3,5(10)-triene-3,17 β -diol, or ICI 182,780, has been allocated the international nonproprietary name fulvestrant, which is used hereinafter. When referring to fulvestrant we include pharmaceutically-acceptable salts thereof and any possible solvates of either thereof.

10 Fulvestrant binds to ER with an affinity similar to that of oestradiol and completely blocks the growth stimulatory action of oestradiol on human breast cancer cells *in vitro*; it is more potent and more effective than tamoxifen in this respect. Fulvestrant blocks completely the uterotrophic action of oestradiol in rats, mice and monkeys, and also blocks the uterotrophic activity of tamoxifen.

15 Because fulvestrant has none of the oestrogen-like stimulatory activity that is characteristic of clinically available antioestrogens such as tamoxifen or toremifene, it may offer improved therapeutic activity characterised by more rapid, complete, or longer-lasting tumour regression; a lower incidence or rate of development of resistance to treatment; and a reduction of tumour invasiveness.

20 In intact adult rats, fulvestrant achieves maximum regression of the uterus at a dose which does not adversely affect bone density or lead to increased gonadotrophin secretion. If also true in humans, these findings could be of extreme importance clinically. Reduced bone density limits the duration of oestrogen-ablative treatment for endometriosis. Fulvestrant does not block hypothalamic ER. Oestrogen ablation also causes or exacerbates hot flushes and
25 other menopausal symptoms; fulvestrant will not cause such effects because it does not cross the blood-brain barrier.

European Patent Application No. 0 138 504 discloses that certain steroid derivatives are effective antioestrogenic agents. The disclosure includes information relating to the preparation of the steroid derivatives. In particular there is the disclosure within Example 35
30 of the compound 7α -[9-(4,4,5,5,5-pentafluoropentylsulphinyl)nonyl]oestra-1,3,5(10)-triene-3,17 β -diol, which compound is specifically named in Claim 4. It is also

disclosed that the compounds of that invention may be provided for use in the form of a pharmaceutical composition comprising a steroid derivative of the invention together with a pharmaceutically-acceptable diluent or carrier. It is stated therein that the composition can be in a form suitable for oral or parenteral administration.

5 Fulvestrant shows, along with other steroidal based compounds, certain physical properties which make formulation of these compounds difficult. Fulvestrant is a particularly lipophilic molecule, even when compared with other steroidal compounds, and its aqueous solubility is extremely low at around 10 ngml^{-1} (this is an estimate from a water/solvent mixture solute since measurements this low could not be achieved in a water only solute).

10 Currently there are a number of sustained release injectable steroidal formulations which have been commercialised. Commonly these are formulations use oil as a solvent and wherein also additional excipients may be present. Below in Table 1 are described a few commercialised sustained release injectable formulations.

Table 1 - OIL BASED LONG - ACTING INTRAMUSCULAR INJECTIONS

PRODUCT NAME	STEROID	DOSE	TYPE	COMPANY	SOURCE	OIL	BzBz	BzOH	EtOH	DOSE	FREQUENCY
SUSTANON 100			Androgen	Organon	ABPI Data Sheet Comp.	Arachis oil		*10%		1ml	2 weeks
PROLUTON DEPOT	Hydroxy-progesterone hexanoate		Progestogen	Shering HC	ABPI Data Sheet Comp.	Castor oil	up to 46%			1-2ml	1 week
TOCOGESTAN			Progestogen	Theramax	Dict. Vidal	Ethyl oleate	*40%			2ml	< 1 week
TROPHOBOLENE NORISTERAT			Mixed Contraceptive	Theramax Schering HC	Dict. Vidal ABPI Data Sheet Comp.	Olive oil Castor Oil	*45% YES			1ml 1ml	2 - 4 weeks 8 weeks
BENZO-GYNOESTRYL PROGESTERONE -RETARD GRAVIBINAN			Estradiol	Roussel	Dict. Vidal	Arachis Oil		YES	YES	1ml	1 week
			Progestogen	Pharlon	Dict. Vidal	Castor Oil	YES			2ml	1 week
			Mixed	Schering HC	Dict. Vidal	Castor Oil	YES			1-2ml	1 - 2 weeks
PARABOLAN			Androgen	Negma	Dict. Vidal	Arachis oil		*5%	*3%	1.5ml	2 weeks
DELESTROGEN	Estradiol valerate	20mg/ml 40mg/ml	Estrodiol	BMS	J.Pharm. Sci (1964) 53(8) 891	Castor Oil	78% 58%	20% 40%	2% 2%		
DELALUTIN	17-Hydroxy progesterone	250mg/ml	Progestrogen	DMS	J.Pharm. Sci.(1964) 53(8) 891	Castor Oil	YES	YES	up to 2%		

BzBz = benzylbenzoate BzOH = benzylalcohol EtOH = ethanol Dict. Vidal = Dictionnaire Vidal
% are w/v and * are approximate as measured directly from a single sample

In the formulations within Table 1 a number of different oils are used to solubilise the compound and additional excipients such as benzybenzoate, benzyl alcohol and ethanol have been used, also volumes of oil needed to solubilise the steroid active ingredient are low. Extended release is achievable for periods from 1 to 8 weeks with the above commercial
5 formulations.

Below in Table 2 is a list showing the solubility of fulvestrant in a number of different solvents.

Table 2 - SOLUBILITY OF FULVESTRANT

10

SOLVENT	SOLUBILITY (mgml ⁻¹ at 25°C)
Water	0.001
Arachis oil	0.45
Sesame oil	0.58
Castor oil	~20*
Miglyol 810	3.06
Miglyol 812	2.72
Ethyl oleate	1.25
Benzyl benzoate	6.15
Isopropyl myristate	0.80
Span 85 (surfactant)	3.79
Ethanol	>200
Benzyl Alcohol	>200

* castor oil varies according to supplier and also may vary between batches

As can be seen fulvestrant is significantly more soluble in castor oil than any of the other oils tested. The greater solvating ability of castor oil for steoidal compounds is known
15 and is attributed to the high number of hydroxy groups of riconoleic acid, which is the major constituent of the fatty acids within the triglycerides present in castor oil - see (Riffkin et.al. J. Pharm. Sci., (1964), 53, 891).

However, even when using the best oil based solvent, castor oil, we have found that it is not possible to dissolve fulvestrant in an oil based solvent alone so as to achieve a high enough concentration to dose a patient in a single injection and achieve a therapeutically significant release rate. To achieve a therapeutically significant release rate the amount of fulvestrant needed would require the formulation volume to be large, at least 10 ml. This requires the doctor to inject an excessively large volume of formulation to administer a dose significantly high enough for human therapy.

Currently guidelines recommend that no more than 5mls of liquid is injected intramuscularly in a single injection. Pharmacologically active doses required for a 1 month long acting depot formulation of fulvestrant is around 250mg. Therefore, when dissolved in just castor oil fulvestrant would need to be administered in at least 10ml of castor oil, far exceeding the above guidelines, and would have to be administered as two separate injections.

The addition of organic solvents in which fulvestrant is freely soluble, and which are miscible with castor oil, may be used, such as an alcohol. With the addition of high concentrations of an alcohol concentrations of $>50\text{mgml}^{-1}$ of fulvestrant in a castor oil formulation is achievable, thereby giving an injection volumes of $<5\text{ml}$ - see Table 3 below.

It is desired to maintain only the minimum amount of excipients necessary for the performance of the formulation. In Japan injectable formulations containing high concentrations of ethanol may not be approved for sale since a significant number of Japanese are intolerant to ethanol. In addition within Muslim countries high ethanol containing products may not be culturally acceptable. Therefore, there is a need to minimise the amount of alcohols present within such parenteral formulations.

We have surprisingly found that the introduction of benzyl benzoate to the castor oil allows the amount of alcohol needed to solubilise fulvestrant into a concentration of at least 50mgml^{-1} to be significantly reduced - see Table 3 below. The finding is surprising since the solubility of fulvestrant in benzylbenzoate - see Table 2 above - is significantly lower than the solubility of fulvestrant in an alcohol. The solubility of fulvestrant is also lower in benzyl benzoate than the solubility of fulvestrant in castor oil.

Therefore, we present as a feature of the invention a pharmaceutical formulation adapted for intra-muscular injection comprising fulvestrant, 25% or less weight of a pharmaceutically-acceptable alcohol per volume of formulation, at least 10% weight of benzyl benzoate per volume of formulation and a sufficient amount of a ricinoleate vehicle, taking

into account the addition of any further optional pharmaceutically-acceptable excipients, so as to prepare a formulation of at least 45mgml^{-1} of fulvestrant.

Preferred pharmaceutical formulations of the invention are as described above wherein.

5

1. The total volume of the formulation is 5ml, or less, and the concentration of fulvestrant is at least 45mgml^{-1} .
2. The total amount of fulvestrant in the formulation is 250mg, or more, and the total
10 volume of the formulation is 5ml, or less.
3. The total amount of fulvestrant in the formulation is 250mg and the total volume of the formulation is 5ml.

15 Preferred concentrations of a pharmaceutically-acceptable alcohol present in any of the above formulations are; at least 10% w/v, 11% w/v, 12% w/v, 13% w/v, 14% w/v, 15% w/v and, preferably, at least 16% w/v. Maximal concentrations of pharmaceutically-acceptable alcohol present in the formulation are ; 22% w/v or less, 20% w/v or less and 18%w/v or less.

The pharmaceutically-acceptable alcohol may consist of one alcohol or a mixture of
20 two or more alcohols, preferably a mixture of two alcohols. Preferred pharmaceutically-acceptable alcohols for parenteral administration are ethanol, benzyl alcohol or a mixture of both ethanol and benzyl alcohol, preferably the ethanol and benzyl alcohol are present in the formulation in the same w/v amounts. Preferably the formulation alcohol contains 10% w/v ethanol and 10% w/v benzyl alcohol.

25 It will be understood by the skilled person that the pharmaceutically-acceptable alcohol will be of a quality such that it will meet pharmacopoeial standards (such as are described in the US, British, European and Japanese pharmacopoeias) and as such will contain some water and possibly other organic solvents, for example alcohol in the US Pharmacopeia contains not less than 94.9% by volume and not more than 96.0% by volume of ethanol when
30 measured at 15.56°C . Dehydrated alcohol in the US Pharmacopeia contains not less than 99.5% ethanol by volume when measured at 15.56°C .

Preferred concentrations of benzyl benzoate present in any of the above formulations are; at least 10% w/v, 11% w/v, 12% w/v, 13% w/v, 15% w/v, 16% w/v, 17% w/v, 18% w/v, 19% w/v and 20% w/v. Maximal concentrations of benzyl benzoate are; 60% w/v or less, 50%w/v or less, 45% w/v or less, 40% w/v or less, 35% w/v or less, 30% w/v or less and 25%
5 w/v or less. A preferred concentration is 15% w/v.

It will be understood by the skilled person that the benzyl benzoate will be of a quality that it will meet pharmacopeial standards (such as described in the US, British, European and Japanese pharmacopoeias).

By the use of the term ricinoleate vehicle we mean an oil which has as a majority
10 proportion (at least 50%, 60%, 70%, 80%, 90% or 95% w/v) of its composition as triglycerides of ricinoleic acid. Conveniently the ricinoleate vehicle is castor oil, ideally of pharmacopoeial standards, as described above.

We have surprisingly found that the above formulations of the invention provide, after
intra-muscular injection, satisfactory release of fulvestrant over an extended period of time.

15

This finding is indeed surprising for the following reasons.

1. Previously tested by the applicants have been intra-muscular injections of fulvestrant in the form of an aqueous suspension. We have found extensive local tissue irritation at the
20 injection site as well as a poor release profile. It is believed that the tissue irritation/inflammation was due to the presence of fulvestrant in the form of solid particles. The release profile appeared to be controlled by the extent of inflammation/irritation present at the injection site and therefore difficult to control. Also the fulvestrant release rate was not sufficiently high to be clinically significant.

25

2. Our findings from studies using ¹⁴C labelled benzyl alcohol show that it dissipates rapidly from the injection site and is removed from the body within 24 hours of administration.

It would be expected that ethanol will dissipate at least as quickly, if not more rapidly,
30 from the injection site.

It is known that benzyl benzoate is metabolised by conjugation to glycine to form hippuric acid by the human liver and excreted into the urine - Martindale: The Extra Pharmacopoeia 32nd edition page 1103, and, therefore, it is unlikely that the benzyl benzoate is always present at the injection site during the extended release period.

5 We have found that despite the rapid elimination of the additional solubilising excipients, i.e. the alcohol and benzyl benzoate, from the formulation vehicle and the site of injection after injection of the formulation, extended release at therapeutically significant levels of fulvestrant over an extended period is still achieved.

By use of the term "therapeutically significant levels" we mean that blood plasma
10 concentrations of at least 2.5 ngml⁻¹, ideally at least 3 ngml⁻¹ and no more than 8.5 ngml⁻¹ of fulvestrant are achieved in the patient.

By use of the term "extended release" we mean at least two weeks, at least three weeks, and, preferably at least four weeks of continuous release of fulvestrant is achieved. In a preferred feature extended release is achieved for 32 days \pm 4 days.

15 Therefore we present as a further feature of the invention an extended release pharmaceutical formulation adapted for intramuscular injection comprising fulvestrant, 25% or less weight of a pharmaceutically-acceptable alcohol per volume of formulation, at least 10% weight of benzyl benzoate per volume of formulation and sufficient amount of a ricinoleate vehicle, taking into account the addition of any further optional pharmaceutically-
20 acceptable excipients, so as to prepare a formulation of at least 50mgml⁻¹ of fulvestrant.

As described above fulvestrant is useful in the treatment of oestrogen-dependent indications such as breast cancer and gynaecological conditions, such as endometriosis.

Table 3 shows the solubility of fulvestrant in a castor oil vehicle additionally containing alcohols ethanol and benzyl alcohol with or without benzyl benzoate. The results
25 clearly show the positive effect of benzyl benzoate on fulvestrant solubility in castor oil, despite fulvestrant having a lower solubility in benzyl benzoate than in either alcohol or castor oil.

Table 3**Table 3 - EFFECT OF BENZYL BENZOATE ON FULVESTRANT SOLUBILITY IN CASTOR OIL AT 25°C**

	% w/v							
Ethanol (96%)	5	5	10	10	10	10	15	15
Benzyl Alcohol	5	5	5	5	10	10	15	15
Benzyl Benzoate		15		15		15		15
Castor Oil	to 100	to 100	to 100	to 100	to 100	to 100	to 100	to 100
Fulvestrant Solubility [mgml ⁻¹]	27	36	46	54	45	65	76	102

- 10 -

Formulation Example

Fulvestrant is mixed with alcohol and benzyl alcohol, stirring until completely dissolved. Benzyl benzoate is added and the solution is made to final weight with castor oil and stirred, (for convenience weight is used rather than volume by using the weight to volume ratio). The bulk solution is overlaid with Nitrogen. The solution is sterilised by filtration using one or two filters of 0.2µm porosity. The sterile filtrate is kept under a nitrogen overlay as it is filled under aseptic conditions into washed and depyrogenised, sterile primary containers, for example vials or pre-filled syringes. An overage is included in the primary pack to facilitate removal of the dose volume. The primary packs are overlaid with sterile nitrogen, before aseptically sealing.

See also process flow diagram below

Quantities of each component of the formulation is chosen according to the required formulation specification, examples are described above. For example quantities are added of each component to prepare a formulation which contains

10% weight per volume of benzyl alcohol

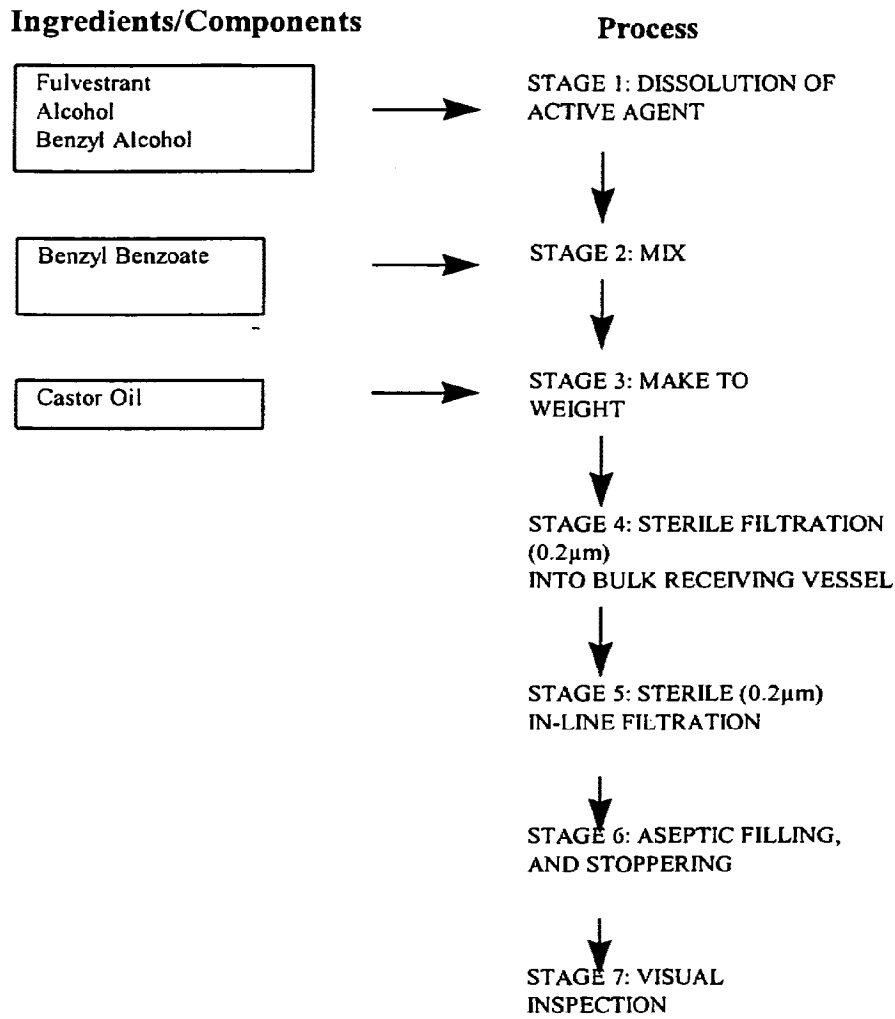
10% weight per volume of ethanol

15% weight per volume of benzyl benzoate

250mg of fulvestrant for each 5ml of finished formulation

and the remaining amount as castor oil

FLOW DIAGRAM OF MANUFACTURING



References

1. Bowler J, Lilley TJ, Pittam JD, Wakeling AE. Novel steroidal pure antioestrogens. *Steroids* 1989; 54:71-99.
- 5 2. Wakeling AE. Novel pure antioestrogens: mode of action and therapeutic prospects. *American New York Academy Science* 1990a; 595: 348-56.
3. Wakeling AE. Steroidal pure antioestrogens. In Lippman M, Dickson R, editors. *Regulatory*
10 *mechanisms in breast cancer*. Boston: Kluwer Academic, 1990b: 239-57.
4. Wakeling AE. Therapeutic potential of pure antioestrogens in the treatment of breast cancer. *Journal Steroid Biochemistry* 1990c; 37: 771-5.
- 15 5. Wakeling AE, Bowler J. Steroidal pure antioestrogens. *Journal Endocrinology* 1987; 112: R7-10.
6. Wakeling AE, Bowler J. Biology and mode of action of pure antioestrogens. *Journal Steroid Biochemistry* 1988; 3: 141-7.

Claims

1. A pharmaceutical formulation adapted for intra-muscular injection comprising fulvestrant, 25% or less weight of a pharmaceutically-acceptable alcohol per volume of
5 formulation, at least 10% weight of benzyl benzoate per volume of formulation and a sufficient amount of a ricinoleate vehicle, taking into account the addition of any further optional pharmaceutically-acceptable excipients, so as to prepare a formulation of at least 45mgml⁻¹ of fulvestrant.
- 10 2. A pharmaceutical formulation as claimed in claim 1 which contains 22% w/v or less of a pharmaceutically-acceptable alcohol.
3. A pharmaceutical formulation as claimed in claim 1 which contains 20% w/v or less of a pharmaceutically-acceptable alcohol.
- 15 4. A pharmaceutical formulation as claimed in claim 1 which contains and 18%w/v or less of a pharmaceutically-acceptable alcohol.
5. A pharmaceutical formulation as claimed in any claim from 1 to 4 which contains 60%
20 w/v or less of benzyl benzoate.
6. A pharmaceutical formulation as claimed in any claim from 1 to 4 which contains 50%w/v or less of benzyl benzoate.
- 25 7. A pharmaceutical formulation as claimed in any claim from 1 to 4 which contains 45% w/v or less of benzyl benzoate.
8. A pharmaceutical formulation as claimed in any claim from 1 to 4 which contains 40% w/v or less of benzyl benzoate.
- 30 9. A pharmaceutical formulation as claimed in any claim from 1 to 4 which contains 35% w/v or less of benzyl benzoate.

10. A pharmaceutical formulation as claimed in any claim from 1 to 4 which contains 30% w/v or less of benzyl benzoate.
11. A pharmaceutical formulation as claimed in any claim from 1 to 4 which contains 25% w/v or less of benzyl benzoate.
12. A pharmaceutical formulation as claimed in any claim from 1 to 11 wherein the total volume of the formulation is 5ml, or less, and the concentration of fulvestrant is at least 45mgml⁻¹.
- 10 13. A pharmaceutical formulation as claimed in any claim from 1 to 11 wherein the total amount of fulvestrant in the formulation is 250mg, or more, and the total volume of the formulation is 5ml, or less.
- 15 14. A pharmaceutical formulation as claimed in claim 13 wherein the total amount of fulvestrant in the formulation is 250mg and the total volume of the formulation is 5ml.
- 20 15. An extended release pharmaceutical formulation adapted for intramuscular injection comprising fulvestrant, 25% or less weight of a pharmaceutically-acceptable alcohol per volume of formulation, at least 10% weight of benzyl benzoate per volume of formulation and sufficient amount of a ricinoleate vehicle, taking into account the addition of any further optional pharmaceutically-acceptable excipients, so as to prepare a formulation of at least 50mgml⁻¹ of fulvestrant.

Application No: _____

Pillsbury Madison & Sutro

Inventor: J. EVANS *et al*

Filed: 1/9/01

Client & Ref. #: ASTRAZENECA (PHM70635/US)

CL.# 9901M#275507



INVESTOR IN PEOPLE

The Patent Office
Concept House
Cardiff Road
Newport
South Wales
NP10 8QQ



I, the undersigned, being an officer duly authorised in accordance with Section 74(1) and (4) of the Deregulation & Contracting Out Act 1994, to sign and issue certificates on behalf of the Comptroller-General, hereby certify that annexed hereto is a true copy of the documents as originally filed in connection with the patent application identified therein.

In accordance with the Patents (Companies Re-registration) Rules 1982, if a company named in this certificate and any accompanying documents has re-registered under the Companies Act 1980 with the same name as that with which it was registered immediately before re-registration save for the substitution as, or inclusion as, the last part of the name of the words "public limited company" or their equivalents in Welsh, references to the name of the company in this certificate and any accompanying documents shall be treated as references to the name with which it is so re-registered.

In accordance with the rules, the words "public limited company" may be replaced by p.l.c., plc, P.L.C. or PLC.

Re-registration under the Companies Act does not constitute a new legal entity but merely subjects the company to certain additional company law rules.

Signed *Andrew Gensay*
Dated 21 NOV 2000

THIS PAGE BLANK (USPTO)

Patents Form 1/77

Patents Act 1977
(Rule 16)

The
Patent
Office

12 APR 2000
NEWPORT

12 APR 00 E528710-1 000837.7
0177700 0.00-0008837.7

Request for grant of a patent

(See the notes on the back of this form. You can also get an explanatory leaflet from the Patent Office to help you fill in this form)

The Patent Office

Cardiff Road
Newport
Gwent NP9 1RH

12 APR 2000

1. Your reference 100018

2. Patent application number **0008837.7**
(The Patent Office will fill in this part)

3. Full name, address and postcode of the or of each applicant *(underline all surnames)*
AstraZeneca AB
Global Intellectual Property, Patents
S-151 85
Sodertalje, Sweden

Patents ADP number *(if you know it)*

7822448001

If the applicant is a corporate body, give the country/state of its incorporation

SWEDEN

4. Title of the invention FORMULATION

5. Name of your agent *(if you have one)* Brown, Andrew Stephen

"Address for service" in the United Kingdom to which all correspondence should be sent *(including the postcode)*

AstraZeneca UK Limited
Global Intellectual Property, Patents
PO BOX 272, Mereside
Alderley Park, Macclesfield
Cheshire, SK10 4GR, GB

Patents ADP number *(if you know it)*

7822471002

6. If you are declaring priority from one or more earlier patent applications, give the country and the date of filing of the or of each of these earlier applications and *(if you know it)* the or each application number

Country	Priority application number <i>(if you know it)</i>	Date of filing <i>(day / month / year)</i>
---------	--	---

7. If this application is divided or otherwise derived from an earlier UK application, give the number and the filing date of the earlier application

Number of earlier application	Date of filing <i>(day / month / year)</i>
-------------------------------	---

8. Is a statement of inventorship and of right to grant of a patent required in support of this request? *(Answer 'Yes' if:*
a) *any applicant named in part 3 is not an inventor, or*
b) *there is an inventor who is not named as an applicant, or*
c) *any named applicant is a corporate body.*
See note (d))

Patents Form 1/77

9. Enter the number of sheets for any of the following items you are filing with this form. Do not count copies of the same document

Continuation sheets of this form

Description	15
Claim(s)	2
Abstract	
Drawing(s)	

10. If you are also filing any of the following, state how many against each item.

Priority documents

Translations of priority documents

Statement of inventorship and right to grant of a patent (Patents Form 7/77)

Request for preliminary examination and search (Patents Form 9/77)

Request for substantive examination (Patents Form 10/77)

Any other documents (please specify)

11. I/We request the grant of a patent on the basis of this application.
Signature Lynda M Slack Date 11th April 2000
Lynda M Slack, Authorised Signatory

12. Name and daytime telephone number of person to contact in the United Kingdom
01625 516173

Warning

After an application for a patent has been filed, the Comptroller of the Patent Office will consider whether publication or communication of the invention should be prohibited or restricted under Section 22 of the Patents Act 1977. You will be informed if it is necessary to prohibit or restrict your invention in this way. Furthermore, if you live in the United Kingdom, Section 23 of the Patents Act 1977 stops you from applying for a patent abroad without first getting written permission from the Patent Office unless an application has been filed at least 6 weeks beforehand in the United Kingdom for a patent for the same invention and either no direction prohibiting publication or communication has been given, or any such direction has been revoked.

Notes

- a) If you need help to fill in this form or you have any questions, please contact the Patent Office on 0645 500505.
- b) Write your answers in capital letters using black ink or you may type them.
- c) If there is not enough space for all the relevant details on any part of this form, please continue on a separate sheet of paper and write "see continuation sheet" in the relevant part(s). Any continuation sheet should be attached to this form.
- d) If you have answered 'Yes' Patents Form 7/77 will need to be filed.
- e) Once you have filled in the form you must remember to sign and date it.
- f) For details of the fee and ways to pay please contact the Patent Office.

FORMULATION

The invention relates to a novel sustained release pharmaceutical formulation adapted for administration by injection containing the compound

5 7α -[9-(4,4,5,5,5-pentafluoropentylsulphinyl)nonyl]oestra-1,3,5(10)-triene-3,17 β -diol, more particularly to a formulation adapted for administration by injection containing the compound 7α -[9-(4,4,5,5,5-pentafluoropentylsulphinyl)nonyl]oestra-1,3,5(10)-triene-3,17 β -diol in solution in a ricinoleate vehicle which additionally comprises at least one alcohol and benzyl benzoate.

10

Oestrogen deprivation is fundamental to the treatment of many benign and malignant diseases of the breast and reproductive tract. In premenopausal women, this is achieved by the ablation of ovarian function through surgical, radiotherapeutic, or medical means, and, in postmenopausal women, by the use of aromatase inhibitors.

15

An alternative approach to oestrogen withdrawal is to antagonise oestrogens with antioestrogens. These are drugs that bind to and compete for oestrogen receptors (ER) present in the nuclei of oestrogen-responsive tissue. Conventional nonsteroidal antioestrogens, such as tamoxifen, compete efficiently for ER binding but their effectiveness is often limited by the
20 partial agonism they display, which results in an incomplete blockade of oestrogen-mediated activity (Furr and Jordan 1984, May and Westley 1987).

The potential for nonsteroidal antioestrogens to display agonistic properties prompted the search for novel compounds that would bind ER with high affinity without activating any of
25 the normal transcriptional hormone responses and consequent manifestations of oestrogens. Such molecules would be "pure" antioestrogens, clearly distinguished from tamoxifen-like ligands and capable of eliciting complete ablation of the trophic effects of oestrogens. Such compounds are referred to as Estrogen Receptor-Downregulators (E.R.D.). The rationale for the design and testing of novel, pure antioestrogens has been described in: Bowler et al 1989,
30 Wakeling 1990a, 1990b, 1990c. Wakeling and Bowler 1987, 1988.

Steroidal analogues of oestradiol, with an alkylsulphinyl side chain in the 7α position, provided the first examples of compounds devoid of oestrogenic activity (Bowler et al 1989). One of these, 7α -[9-(4,4,5,5,5-pentafluoropentyl sulphinyl)nonyl]oestra-1,3,5-(10)triene-3,17 β -diol was selected for intensive study on the basis of its pure oestrogen antagonist activity and significantly increased antioestrogenic potency over other available antioestrogens. *In vitro* findings and early clinical experience with 7α -[9-(4,4,5,5,5-pentafluoropentylsulphinyl)nonyl]oestra-1,3-5(10)-triene-3,17 β -diol have promoted interest in the development of the drug as a therapeutic agent for oestrogen-dependent indications such as breast cancer and certain benign gynaecological conditions.

10

7α -[9-(4,4,5,5,5-Pentafluoropentylsulphinyl)nonyl]oestra-1,3-5(10)-triene-3,17 β -diol, or ICI 182,780, has been allocated the international non-proprietary name fulvestrant, which is used hereinafter. When referring to fulvestrant we include pharmaceutically-acceptable salts thereof and any possible solvates of either thereof.

15

Fulvestrant binds to ER with an affinity similar to that of oestradiol and completely blocks the growth stimulatory action of oestradiol on human breast cancer cells *in vitro*; it is more potent and more effective than tamoxifen in this respect. Fulvestrant blocks completely the uterotrophic action of oestradiol in rats, mice and monkeys, and also blocks the uterotrophic activity of tamoxifen.

20

Because fulvestrant has none of the oestrogen-like stimulatory activity that is characteristic of clinically available antioestrogens such as tamoxifen or toremifene, it may offer improved therapeutic activity characterised by more rapid, complete, or longer-lasting tumour regression; a lower incidence or rate of development of resistance to treatment; and a reduction of tumour invasiveness.

25

In intact adult rats, fulvestrant achieves maximum regression of the uterus at a dose which does not adversely affect bone density or lead to increased gonadotrophin secretion. If also true in humans, these findings could be of extreme importance clinically. Reduced bone density limits the duration of oestrogen-ablative treatment for endometriosis. Fulvestrant does

30

not block hypothalamic ER. Oestrogen ablation also causes or exacerbates hot flushes and other menopausal symptoms; fulvestrant will not cause such effects because it does not cross the blood-brain barrier.

5 European Patent Application No. 0 138 504 discloses that certain steroid derivatives are effective antioestrogenic agents. The disclosure includes information relating to the preparation of the steroid derivatives. In particular there is the disclosure within Example 35 of the compound 7α -[9-(4,4,5,5,5-pentafluoropentylsulphinyl)nonyl]oestra-1,3,5(10)-triene-3,17 β -diol, which compound is specifically named in Claim 4. It is also
10 disclosed that the compounds of that invention may be provided for use in the form of a pharmaceutical composition comprising a steroid derivative of the invention together with a pharmaceutically-acceptable diluent or carrier. It is stated therein that the composition can be in a form suitable for oral or parenteral administration.

15 Fulvestrant shows, along with other steroidal based compounds, certain physical properties which make formulation of these compounds difficult. Fulvestrant is a particularly lipophilic molecule, even when compared with other steroidal compounds, and its aqueous solubility is extremely low at around 10 ngml^{-1} (this is an estimate from a water/solvent mixture solute since measurements this low could not be achieved in a water only solute).

20

Currently there are a number of sustained release injectable steroidal formulations which have been commercialised. Commonly these are formulations which use oil as a solvent and wherein also additional excipients may be present. Below in Table 1 are described a few commercialised sustained release injectable formulations.

Table 1 - OIL BASED LONG-ACTING INTRAMUSCULAR INJECTIONS

<u>PRODUCT NAME</u>	<u>STEROID</u>	<u>DOSE</u>	<u>TYPE</u>	<u>COMP'</u>	<u>SOURCE</u>	<u>OIL</u>	<u>BzBz</u>	<u>BzO H</u>	<u>EtOH</u>	<u>DOSE</u>	<u>DOSING</u>
SUSTANON 100	Testosterone propionate	30mg	Androgen	Organon	ABPI Data Sheet Comp.1999	Arachis oil		0.1ml		1ml	3 weeks
	Testosterone phenylpropionate	60mg									
	Testosterone isocaproate	60mg									
	Testosterone decanoate	100mg									
PROLUTON DEPOT	Hydroxy progesterone hexanoate	250mgml ⁻¹	Progestogen	Schering HC	ABPI Data Sheet Comp.1999	Castor oil	up to 46%		1 or 2ml	1 week	
TOCOGESTAN	Hydroxy progesterone enantate	200mg	Progestogen	Theramax	Dict. Vidal 1999	Ethyl oleate	*40%			2ml	< 1week
	Progesterone	50mg									
	α -Tocopherol	250mg									
TROPHOBOLINE	Estrapronicate	1.3mg	Mixed	Theramax	Dict. Vidal 1997	Olive oil	45%			1ml	15 to 30 days
	Nandrolone undecanoate	50mg									
	Hydroxyprogesterone heptanoate	80mg									
NORISTERAT	Norethisterone oentanhoate	200mg	Contraceptive	Schering HC	ABPI Data Sheet Comp.1999	Castor Oil	YES			1ml	8 weeks
BENZO- GYNOESTRYL PROGESTERONE -RETARD	Estradiol hexahydrobenzoate	5mg	Estradiol	Roussel	Dict. Vidal 1998	Arachis Oil				1ml	1 week
	Hydroxy progesterone caproate	250mgml ⁻¹	Progestogen	Pharlon	Dict. Vidal 1999	Castor Oil	YES			1 or 2ml	1 week
GRAVIBINAN	Estradiol 17- β -valerate	5mg ml ⁻¹	Mixed	Schering HC	Dict. Vidal 1995	Castor Oil	YES			1 or 2ml	1 - 2 weeks
	Hydroxyprogesterone caproate	250mg ml ⁻¹									

PARABOLAN	Trenbolone	76mg	Androgen	Negma	Dict. Vidal 1997	Arachis oil		75mg	45mg	1.5ml	2 weeks
DELESTROGEN	Estradiol valerate	20mg/ml 40mg/ml	Estradiol	BMS	J.Pharm. Sci (1964) 53(8) 891	Castor Oil	78% 58%	20% 40%	2% 2%		
DELALUTIN	17-Hydroxy progesterone	250mg/ml	Progestrogen	DMS	J.Pharm. Sci.(1964) 53(8) 891	Castor Oil	YES	YES	up to 2%		

BzBz = benzylbenzoate BzOH = benzylalcohol EtOH = ethanol Dict. Vidal = Dictionnaire Vidal
 5 % are w/v and * are approximate as measured directly from a single sample

In the formulations within Table 1 a number of different oils are used to solubilise the compound and additional excipients such as benzybenzoate, benzyl alcohol and ethanol have been used, also volumes of oil needed to solubilise the steroid active ingredient are low. Extended release is achievable for periods from 1 to 8 weeks with the above commercial formulations.

Below in Table 2 is a list showing the solubility of fulvestrant in a number of different solvents.

Table 2 - SOLUBILITY OF FULVESTRANT

SOLVENT	SOLUBILITY (mgml ⁻¹ at 25°C)
Water	0.001
Arachis oil	0.45
Sesame oil	0.58
Castor oil	~20*
Miglyol 810	3.06
Miglyol 812	2.72
Ethyl oleate	1.25
Benzyl benzoate	6.15
Isopropyl myristate	0.80
Span 85 (surfactant)	3.79
Ethanol	>200
Benzyl Alcohol	>200

15

* castor oil varies according to supplier and also may vary between batches

As can be seen fulvestrant is significantly more soluble in castor oil than any of the other oils tested. The greater solvating ability of castor oil for steroidal compounds is known and is attributed to the high number of hydroxy groups of ricinoleic acid, which is the major constituent of the fatty acids within the triglycerides present in castor oil - see (Riffkin et.al. 5 J. Pharm. Sci., (1964), 53, 891).

However, even when using the best oil based solvent, castor oil, we have found that it is not possible to dissolve fulvestrant in an oil based solvent alone so as to achieve a high enough concentration to dose a patient in a single injection and achieve a therapeutically significant 10 release rate. To achieve a therapeutically significant release rate the amount of fulvestrant needed would require the formulation volume to be large, at least 10 ml. This requires the doctor to inject an excessively large volume of formulation to administer a dose significantly high enough for human therapy.

15 Currently guidelines recommend that no more than 5mls of liquid is injected intramuscularly in a single injection. Pharmacologically active doses required for a 1 month long acting depot formulation of fulvestrant is around 250mg. Therefore, when dissolved in just castor oil fulvestrant would need to be administered in at least 10ml of castor oil, far exceeding the above guidelines, and would have to be administered as two separate injections.

20

The addition of organic solvents in which fulvestrant is freely soluble, and which are miscible with castor oil, may be used, such as an alcohol. With the addition of high concentrations of an alcohol concentrations of $>50\text{mgml}^{-1}$ of fulvestrant in a castor oil formulation is achievable, thereby giving an injection volumes of $<5\text{ml}$ - see Table 3 below.

25

It is desired to maintain only the minimum amount of excipients necessary for the performance of the formulation. In Japan injectable formulations containing high concentrations of ethanol may not be approved for sale since a significant number of Japanese are intolerant to ethanol. In addition within Muslim countries high ethanol containing 30 products may not be culturally acceptable. Therefore, there is a need to minimise the amount of alcohols present within such parenteral formulations.

We have surprisingly found that the introduction of benzyl benzoate to the castor oil allows the amount of alcohol needed to solubilise fulvestrant into a concentration of at least 50 mgml⁻¹ to be significantly reduced - see Table 3 below. The finding is surprising since the solubility of fulvestrant in benzylbenzoate - see Table 2 above - is significantly lower than the solubility of fulvestrant in an alcohol. The solubility of fulvestrant is also lower in benzyl benzoate than the solubility of fulvestrant in castor oil.

Therefore, we present as a feature of the invention a pharmaceutical formulation adapted for intra-muscular injection comprising fulvestrant, 25% or less weight of a pharmaceutically-acceptable alcohol per volume of formulation, at least 10% weight of benzyl benzoate per volume of formulation and a sufficient amount of a ricinoleate vehicle, taking into account the addition of any further optional pharmaceutically-acceptable excipients, so as to prepare a formulation of at least 45mgml⁻¹ of fulvestrant.

15

Preferred pharmaceutical formulations of the invention are as described above wherein.

1. The total volume of the formulation is 5ml, or less, and the concentration of fulvestrant is at least 45mgml⁻¹.

20

2. The total amount of fulvestrant in the formulation is 250mg, or more, and the total volume of the formulation is 5ml, or less.

3. The total amount of fulvestrant in the formulation is 250mg and the total volume of the formulation is 5ml.

25

Preferred concentrations of a pharmaceutically-acceptable alcohol present in any of the above formulations are; at least 10% w/v, at least 11% w/v, at least 12% w/v, at least 13% w/v, at least 14% w/v, at least 15% w/v and, preferably, at least 16% w/v. Maximal concentrations of pharmaceutically-acceptable alcohol present in the formulation are ; 22% w/v or less, 20% w/v or less and 18%w/v or less.

30

The pharmaceutically-acceptable alcohol may consist of one alcohol or a mixture of two or more alcohols, preferably a mixture of two alcohols. Preferred pharmaceutically-acceptable alcohols for parenteral administration are ethanol, benzyl alcohol or a mixture of both ethanol
5 and benzyl alcohol, preferably the ethanol and benzyl alcohol are present in the formulation in the same w/v amounts. Preferably the formulation alcohol contains 10% w/v ethanol and 10% w/v benzyl alcohol.

It will be understood by the skilled person that the pharmaceutically-acceptable alcohol will
10 be of a quality such that it will meet pharmacopoeial standards (such as are described in the US, British, European and Japanese pharmacopoeias) and as such will contain some water and possibly other organic solvents, for example alcohol in the US Pharmacopeia contains not less than 94.9% by volume and not more than 96.0% by volume of ethanol when measured at 15.56°C. Dehydrated alcohol in the US Pharmacopeia contains not less than 99.5% ethanol by
15 volume when measured at 15.56°C.

Preferred concentrations of benzyl benzoate present in any of the above formulations are; at least 10% w/v, at least 11% w/v, at least 12% w/v, at least 13% w/v, at least 15% w/v, at least 16% w/v, at least 17% w/v, at least 18% w/v, at least 19% w/v and at least 20% w/v.
20 Maximal concentrations of benzyl benzoate are; 60% w/v or less, 50% w/v or less, 45% w/v or less, 40% w/v or less, 35% w/v or less, 30% w/v or less and 25% w/v or less. A preferred concentration is 15% w/v.

It will be understood by the skilled person that the benzyl benzoate will be of a quality that it
25 will meet pharmacopoeial standards (such as described in the US, British, European and Japanese pharmacopoeias).

By the use of the term ricinoleate vehicle we mean an oil which has as a majority proportion (at least 50%, 60%, 70%, 80%, 90% or 95% w/v) of its composition as triglycerides of
30 ricinoleic acid. Conveniently the ricinoleate vehicle is castor oil, ideally of pharmacopoeial standards, as described above.

We have surprisingly found that the above formulations of the invention provide, after intramuscular injection, satisfactory release of fulvestrant over an extended period of time.

5 This finding is indeed surprising for the following reasons.

1. Previously tested by the applicants have been intra-muscular injections of fulvestrant in the form of an aqueous suspension. We have found extensive local tissue irritation at the injection site as well as a poor release profile. It is believed that the tissue
10 irritation/inflammation was due to the presence of fulvestrant in the form of solid particles. The release profile appeared to be controlled by the extent of inflammation/irritation present at the injection site and therefore difficult to control. Also the fulvestrant release rate was not sufficiently high to be clinically significant.
- 15 2. Our findings from studies using ^{14}C labelled benzyl alcohol show that it dissipates rapidly from the injection site and is removed from the body within 24 hours of administration.

It would be expected that ethanol will dissipate at least as quickly, if not more rapidly, from
20 the injection site.

It is known that benzyl benzoate is metabolised by conjugation to glycine to form hippuric acid by the human liver and excreted into the urine - Martindale: The Extra Pharmacopoeia 32nd edition page 1103, and, therefore, it is unlikely that the benzyl benzoate is always present
25 at the injection site during the extended release period.

We have found that despite the rapid elimination of the additional solubilising excipients, i.e. the alcohol and benzyl benzoate, from the formulation vehicle and the site of injection after injection of the formulation, extended release at therapeutically significant levels of
30 fulvestrant over an extended period is still achieved.

By use of the term "therapeutically significant levels" we mean that blood plasma concentrations of at least 2.5 ngml⁻¹, ideally at least 3 ngml⁻¹ and no more than 8.5 ngml⁻¹ of fulvestrant are achieved in the patient.

- 5 By use of the term "extended release" we mean at least two weeks, at least three weeks, and, preferably at least four weeks of continuous release of fulvestrant is achieved. In a preferred feature extended release is achieved for 32 days \pm 4 days.

Therefore we present as a further feature of the invention an extended release pharmaceutical
10 formulation adapted for intramuscular injection comprising fulvestrant, 25% or less weight of a pharmaceutically-acceptable alcohol per volume of formulation, at least 10% weight of benzyl benzoate per volume of formulation and sufficient amount of a ricinoleate vehicle, taking into account the addition of any further optional pharmaceutically-acceptable excipients, so as to prepare a formulation of at least 50mgml⁻¹ of fulvestrant.

15

By the use of the term "optional pharmaceutically-acceptable excipients" we refer to possible additional excipients commonly used in the formulation field including, for example, an antioxidant preservative, a colorant or a surfactant. A preferred optional excipient is a surfactant.

20

As described above fulvestrant is useful in the treatment of oestrogen-dependent indications such as breast cancer and gynaecological conditions, such as endometriosis.

Table 3. shows the solubility of fulvestrant in a castor oil vehicle additionally containing
25 alcohols ethanol and benzyl alcohol with or without benzyl benzoate. The results clearly show the positive effect of benzyl benzoate on fulvestrant solubility in castor oil, despite fulvestrant having a lower solubility in benzyl benzoate than in either alcohol or castor oil.

Table 3Table 3 - EFFECT OF BENZYL BENZOATE ON FULVESTRANT SOLUBILITY IN CASTOR OIL AT 25°C

	% w/v								
Ethanol (96%)	5	5	10	10	10	10	15	15	
Benzyl Alcohol	5	5	5	5	10	10	15	15	
Benzyl Benzoate		15		15		15		15	
Castor Oil	to 100	to 100	to 100	to 100	to 100	to 100	to 100	to 100	to 100
Fulvestrant Solubility [mgml ⁻¹]	27	36	46	54	45	65	76	102	

In addition to fulvestrant another similar type of molecule is currently under clinical investigation. SH-646 (11 β -fluoro- 7 α -(14,14,15,15,15-pentafluoro-6-methyl-10-thia-6-azapentadecyl)estra-1,3,5(10)-triene-3,17 β -diol) is also putatively a compound with the same mode of action as fulvestrant and has a very similar chemical structure. It is believe that the compound will also share with fulvestrant similar physical properties and therefore the current invention will also have application with this compound.

Formulation Example

10 Fulvestrant is mixed with alcohol and benzyl alcohol, stirring until completely dissolved. Benzyl benzoate is added and the solution is made to final weight with castor oil and stirred, (for convenience weight is used rather than volume by using the weight to volume ratio). The bulk solution is overlaid with Nitrogen. The solution is sterilised by filtration using one or two filters of 0.2 μ m porosity. The sterile filtrate is kept under a nitrogen overlay as it is filled
15 under aseptic conditions into washed and depyrogenised, sterile primary containers, for example vials or pre-filled syringes. An overage is included in the primary pack to facilitate removal of the dose volume. The primary packs are overlaid with sterile nitrogen, before aseptically sealing.

20 *See also process flow diagram below*

Quantities of each component of the formulation is chosen according to the required formulation specification, examples are described above. For example quantities are added of each component to prepare a formulation which contains

25

10% weight per volume of benzyl alcohol

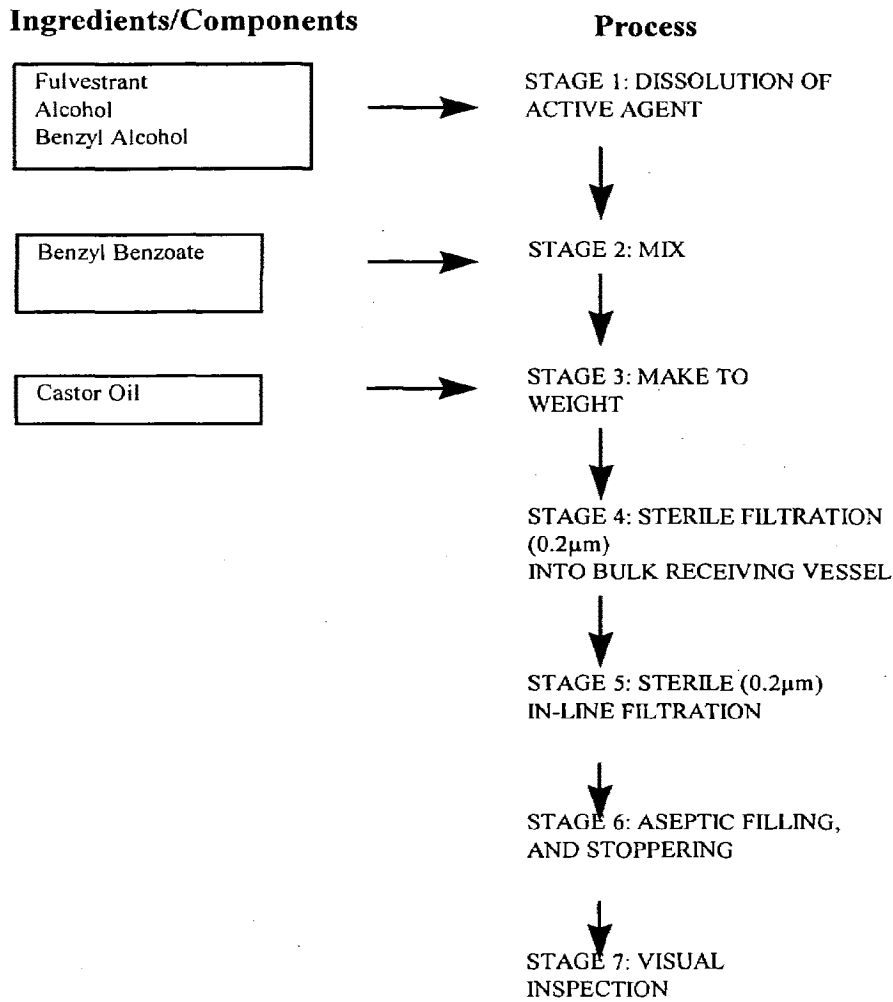
10% weight per volume of ethanol

15% weight per volume of benzyl benzoate

250mg of fulvestrant for each 5ml of finished formulation

30 and the remaining amount as castor oil

FLOW DIAGRAM OF MANUFACTURING



References

1. Bowler J, Lilley TJ, Pittam JD, Wakeling AE. Novel steroidal pure antioestrogens. *Steroids* 1989; 54:71-99.
- 5 2. Wakeling AE. Novel pure antioestrogens: mode of action and therapeutic prospects. *American New York Academy Science* 1990a; 595: 348-56.
3. Wakeling AE. Steroidal pure antioestrogens. In Lippman M, Dickson R, editors.
- 10 4. Regulatory mechanisms in breast cancer. Boston: Kluwer Academic, 1990b: 239-57.
4. Wakeling AE. Therapeutic potential of pure antioestrogens in the treatment of breast cancer. *Journal Steroid Biochemistry* 1990c; 37: 771-5.
- 15 5. Wakeling AE, Bowler J. Steroidal pure antioestrogens. *Journal Endocrinology* 1987; 112: R7-10.
6. Wakeling AE, Bowler J. Biology and mode of action of pure antioestrogens. *Journal Steroid Biochemistry* 1988; 3: 141-7.

Claims

1. A pharmaceutical formulation adapted for intra-muscular injection comprising fulvestrant, 25% or less weight of a pharmaceutically-acceptable alcohol per volume of
5 formulation, at least 10% weight of benzyl benzoate per volume of formulation and a sufficient amount of a ricinoleate vehicle, taking into account the addition of any further optional pharmaceutically-acceptable excipients, so as to prepare a formulation of at least 45mgml⁻¹ of fulvestrant.
- 10 2. A pharmaceutical formulation as claimed in claim 1 which contains 22% w/v or less of a pharmaceutically-acceptable alcohol.
3. A pharmaceutical formulation as claimed in claim 1 which contains 20% w/v or less of a pharmaceutically-acceptable alcohol.
- 15 4. A pharmaceutical formulation as claimed in claim 1 which contains and 18%w/v or less of a pharmaceutically-acceptable alcohol.
5. A pharmaceutical formulation as claimed in any claim from 1 to 4 which contains 60%
20 w/v or less of benzyl benzoate.
6. A pharmaceutical formulation as claimed in any claim from 1 to 4 which contains 50%w/v or less of benzyl benzoate.
- 25 7. A pharmaceutical formulation as claimed in any claim from 1 to 4 which contains 45% w/v or less of benzyl benzoate.
8. A pharmaceutical formulation as claimed in any claim from 1 to 4 which contains 40% w/v or less of benzyl benzoate.
- 30 9. A pharmaceutical formulation as claimed in any claim from 1 to 4 which contains 35% w/v or less of benzyl benzoate.

10. A pharmaceutical formulation as claimed in any claim from 1 to 4 which contains 30% w/v or less of benzyl benzoate.

11. A pharmaceutical formulation as claimed in any claim from 1 to 4 which contains 25%
5 w/v or less of benzyl benzoate.

12. A pharmaceutical formulation as claimed in any claim from 1 to 11 wherein the total volume of the formulation is 5ml, or less, and the concentration of fulvestrant is at least 45mgml⁻¹.

10

13. A pharmaceutical formulation as claimed in any claim from 1 to 11 wherein the total amount of fulvestrant in the formulation is 250mg, or more, and the total volume of the formulation is 5ml, or less.

15 14. A pharmaceutical formulation as claimed in claim 13 wherein the total amount of fulvestrant in the formulation is 250mg and the total volume of the formulation is 5ml.

15. An extended release pharmaceutical formulation adapted for intramuscular injection comprising fulvestrant, 25% or less weight of a pharmaceutically-acceptable alcohol per
20 volume of formulation, at least 10% weight of benzyl benzoate per volume of formulation and sufficient amount of a ricinoleate vehicle, taking into account the addition of any further optional pharmaceutically-acceptable excipients, so as to prepare a formulation of at least 50mgml⁻¹ of fulvestrant.

Application No: _____

Pillsbury Madison & Sutro

Inventor: J. EVANS *et al*

Filed: 1/9/01

Client & Ref. #: ASTRAZENECA (PAM70635/US)

CL.# 9901 M# 275507



UNITED STATES PATENT AND TRADEMARK OFFICE

COMMISSIONER FOR PATENTS
 UNITED STATES PATENT AND TRADEMARK OFFICE
 WASHINGTON, D.C. 20231
 www.uspto.gov

APPLICATION NUMBER	FILING/RECEIPT DATE	FIRST NAMED APPLICANT	ATTORNEY DOCKET NUMBER
09/756,291	01/09/2001	John R. Evans	PM 275507 PHM70635/US

CONFIRMATION NO. 5974

FORMALITIES LETTER



OC00000005780626

Pillsbury Winthrop LLP
 Intellectual Property Group
 Ninth Floor
 1100 New York Avenue, NW.
 Washington, DC 20005-3918

Date Mailed: 02/20/2001

NOTICE TO FILE MISSING PARTS OF NONPROVISIONAL APPLICATION

FILED UNDER 37 CFR 1.53(b)

Filing Date Granted

An application number and filing date have been accorded to this application. The item(s) indicated below, however, are missing. Applicant is given TWO MONTHS from the date of this Notice within which to file all required items and pay any fees required below to avoid abandonment. Extensions of time may be obtained by filing a petition accompanied by the extension fee under the provisions of 37 CFR 1.136(a).

- The statutory basic filing fee is missing.
Applicant must submit \$ 710 to complete the basic filing fee and/or file a small entity statement claiming such status (37 CFR 1.27).
- Total additional claim fee(s) for this application is \$432.
 - \$162 for 9 total claims over 20.
 - \$270 for multiple dependent claim surcharge.
- The oath or declaration is missing.
- To avoid abandonment, a late filing fee or oath or declaration surcharge as set forth in 37 CFR 1.16(e) of \$130 for a non-small entity, must be submitted with the missing items identified in this letter.
- **The balance due by applicant is \$ 1272.**

*A copy of this notice **MUST** be returned with the reply.*

NK

Customer Service Center
 Initial Patent Examination Division (703) 308-1202

PART 3 - OFFICE COPY

9. 2 (No.) Certified copy (copies): attached; previously filed (date) January 9, 2001
 in U.S. Application No. 09/756,291 filed on January 9, 2001

10. Small Entity Status is Not claimed is claimed (file PAT-256 if this is the first claim of Small Entity Status)

11. Attached:

12. Preliminary Amendment:

THE FOLLOWING FILING FEE IS BASED ON CLAIMS AS FILED LESS ANY ABOVE CANCELLED

				Large/Small Entity		Fee Code	
13. Basic Filing Fee				Design Application	\$320/\$160		106/26
				Not Design Application	\$710/\$355	+710	101/201
14. Total Effective Claims	29	minus 20 =	9	x \$18/\$9	+162		103/203
15. Independent Claims	2	minus 3 =	0	x \$80/\$40	+0		102/202
16. If any proper multiple dependent claim (ignore improper) is present, (Leave this line blank if this is a reissue application)					\$270/\$135	+270	104/204
17. Surcharge for filing Declaration/filing fee late					\$130/\$65	+130	105/205
18.				FILING FEE ENCLOSED =		\$1272	
19. Original due date: <u>April 20, 2001</u>							
20. Petition is hereby made to extend the original due date to cover the date this response is filed for which the requisite fee is attached				(1 mo)	\$110/\$55 =	+0	115/215
				(2mos)	\$390/\$195 =		116/216
				(3mos)	\$890/\$445 =		117/217
				(4mos)	\$1390/\$695 =		118/218
21. If "non-English" box 3 is X'd, add Rule 17(k) processing fee					\$130	+0	139
22. If "assignment" box 5 is X'd, add recording fee					\$40	+40	581
23. Petition Fee for					\$130	+0	
24.				TOTAL FEE ENCLOSED =		\$1312	


Our Deposit Account No. 03-3975

Our Order No. 9901 | 275507
 C# | M#


CHARGE STATEMENT: The Commissioner is hereby authorized to charge any fee specifically authorized hereafter, or any missing or insufficient fee(s) filed, or asserted to be filed, or which should have been filed herewith or concerning any paper filed hereafter, and which may be required under Rules 16-18 (missing or insufficiencies only) now or hereafter relative to this application and the resulting Official document under Rule 20, or credit any overpayment, to our Account/Order Nos. shown in the heading hereof for which purpose a duplicate copy of this sheet is attached. This CHARGE STATEMENT does not authorize charge of the issue fee until/unless an issue fee transmittal form is filed.

Pillsbury Winthrop LLP
Intellectual Property Group

1100 New York Avenue, NW
 Ninth Floor
 Washington, DC 20005-3918
 Tel: (202) 861-3000
 Atty/Sec: DJB/mhn

By Atty: Donald J. Bird Reg. No. 25323
 Sig:  Fax: (202) 822-0944
 Tel: (202) 861-3027

NOTE: File in duplicate with PTO receipt (PAT-103A) and attachm nts



#3 SECTOR Page 1 of 2

UNITED STATES PATENT AND TRADEMARK OFFICE

COMMISSIONER FOR PATENTS
UNITED STATES PATENT AND TRADEMARK OFFICE
WASHINGTON, D.C. 20231
www.uspto.gov

APPLICATION NUMBER	FILING/RECEIPT DATE	FIRST NAMED APPLICANT	ATTORNEY DOCKET NUMBER
09/756,291	01/09/2001	John R. Evans	PM 275507 PHM70635/US

CONFIRMATION NO. 5974

FORMALITIES LETTER



OC000000005780626

Pillsbury Winthrop LLP
Intellectual Property Group
Ninth Floor
1100 New York Avenue, NW.
Washington, DC 20005-3918

Date Mailed: 02/20/2001

NOTICE TO FILE MISSING PARTS OF NONPROVISIONAL APPLICATION

FILED UNDER 37 CFR 1.53(b)

Filing Date Granted

An application number and filing date have been accorded to this application. The item(s) indicated below, however, are missing. Applicant is given TWO MONTHS from the date of this Notice within which to file all required items and pay any fees required below to avoid abandonment. Extensions of time may be obtained by filing a petition accompanied by the extension fee under the provisions of 37 CFR 1.136(a).

- The statutory basic filing fee is missing.
Applicant must submit \$ 710 to complete the basic filing fee and/or file a small entity statement claiming such status (37 CFR 1.27).
- Total additional claim fee(s) for this application is \$432.
 - \$162 for 9 total claims over 20.
 - \$270 for multiple dependent claim surcharge.
- The oath or declaration is missing.
- To avoid abandonment, a late filing fee or oath or declaration surcharge as set forth in 37 CFR 1.16(e) of \$130 for a non-small entity, must be submitted with the missing items identified in this letter.
- The balance due by applicant is \$ 1272.

710.00 DP
130.00 DP
162.00 DP
270.00 DP

A copy of this notice **MUST** be returned with the reply.

NK

Customer Service Center
Initial Patent Examination Division (703) 308-1202

PART 2 - COPY TO BE RETURNED WITH RESPONSE

03/29/2001 09:11:00 AM 00000006 09756291

01 FC:101
02 FC:105
03 FC:103
04 FC:104

FOR UTILITY/DESIGN
CIP/PCT NATIONAL/PLA
ORIGINAL/SUBSTITUTE/SUPPLEMENTAL
DECLARATIONS


RULE 63 (37 C.F.R. 1.63)
DECLARATION AND POWER OF ATTORNEY
FOR PATENT APPLICATION
IN THE UNITED STATES PATENT AND TRADEMARK OFFICE

#3 PM & S
FORM

As a below named inventor, I hereby declare that my residence, post office address and citizenship are as stated below next to my name, and I believe I am the original, first and sole inventor (if only one name is listed below) or an original, first and joint inventor (if plural names are listed below) of the subject matter which is claimed and for which a patent is sought on the INVENTION ENTITLED

FORMULATION

the specification of which (CHECK applicable BOX(ES))
X A. is attached hereto.
BOX(ES) → B. was filed on _____ as U.S. Application No. _____ /
→ C. was filed as PCT International Application No. PCT/ _____ / _____ on _____



and (if applicable to U.S. or PCT application) was amended on _____
I hereby state that I have reviewed and understand the contents of the above identified specification, including the claims, as amended by any amendment referred to above. I acknowledge the duty to disclose all information known to me to be material to patentability as defined in 37 C.F.R. 1.56. Except as noted below, I hereby claim foreign priority benefits under 35 U.S.C. 119(a)-(d) or 365(b) of any foreign application(s) for patent or inventor's certificate, or 365(a) of any PCT International Application which designated at least one other country than the United States, listed below and have also identified below any foreign application for patent or inventor's certificate, or PCT International Application, filed by me or my assignee disclosing the subject matter claimed in this application and having a filing date (1) before that of the application on which priority is claimed, or (2) if no priority claimed, before the filing date of this application:

PRIOR FOREIGN APPLICATION(S) Number	Country	Day/MONTH/Year Filed	Date first Laid- open or Published	Date Patented or Granted	Priority NOT Claimed
0000313.7	GB	10 January 2000			
0008837.7	GB	12 April 2000			

If more prior foreign applications, X box at bottom and continue on attached page.

Except as noted below, I hereby claim domestic priority benefit under 35 U.S.C. 119(e) or 120 and/or 365(c) of the indicated United States applications listed below and PCT international applications listed above or below and, if this is a continuation-in-part (CIP) application, insofar as the subject matter disclosed and claimed in this application is in addition to that disclosed in such prior applications. I acknowledge the duty to disclose all information known to me to be material to patentability as defined in 37 C.F.R. 1.56 which became available between the filing date of each such prior application and the national or PCT international filing date of this application:

PRIOR U.S. PROVISIONAL, NONPROVISIONAL AND/OR PCT APPLICATION(S) Application No. (series code/serial no.)	Day/MONTH/Year Filed	Status pending, abandoned, patented	Priority NOT Claimed

I hereby declare that all statements made herein of my own knowledge are true and that all statements made on information and belief are believed to be true; and further that these statements were made with the knowledge that willful false statements and the like so made are punishable by fine or imprisonment, or both, under Section 1001 of Title 18 of the United States Code and that such willful false statements may jeopardize the validity of the application or any patent issued thereon.

And I hereby appoint Pillsbury Madison & Sutro LLP, Intellectual Property Group, 1100 New York Avenue, N.W., Ninth Floor, East Tower, Washington, D.C. 20005-3918, telephone number (202) 861-3000 (to whom all communications are to be directed), and the below-named persons (of the same address) individually and collectively my attorneys to prosecute this application and to transact all business in the Patent and Trademark Office connected therewith and with the resulting patent, and I hereby authorize them to delete names/numbers below of persons no longer with their firm and to act and rely on instructions from and communicate directly with the person/assignee/attorney/firm/organization who/which first sends/sent this case to them and by whom/which I hereby declare that I have consented after full disclosure to be represented unless/until I instruct the above firm and/or a below attorney in writing to the contrary.

Paul N. Kokulis	16773	Dale S. Lazar	28872	Mark G. Paulson	30793	Michael R. Dzwonczyk	36787
Raymond F. Lippitt	17519	Paul E. White, Jr.	32011	Stephen C. Glazier	31361	W. Patrick Bengtsson	32456
G. Lloyd Knight	17698	Glenn J. Perry	28458	Paul F. McQuade	31542	Jack S. Barafka	37087
Carl G. Love	18781	Kendrew H. Colton	30368	Ruth N. Morduch	31044	Adam R. Hess	41835
Kevin E. Joyce	20508	G. Paul Edgell	24238	Richard H. Zaitlen	27248		
George M. Sirilla	18221	Lynn E. Eccleston	35861	Roger R. Wise	31204		
Donald J. Bird	25323	Timothy J. Klima	34852	Jay M. Finkelstein	21082		
Peter W. Gowdey	25872	David A. Jakopin	32995	Anita M. Kirkpatrick	32617		

(1) INVENTOR'S SIGNATURE: John R. Evans Date: 25th January 2001

John	R	EVANS
First	Middle Initial	Family Name
Residence	Macclesfield, Cheshire	United Kingdom
	City	State/Foreign Country
Post Office Address	Alderley Park, Macclesfield, Cheshire, SK10 4TG, United Kingdom	
(include Zip Code)	SK10 4TG	
		Country of Citizenship
		British

(2) INVENTOR'S SIGNATURE: Rosalind A. Grundy Date: 25th January 2001

ROSALIND	U	GRUNDY
First	Middle Initial	Family Name
Residence	Macclesfield, Cheshire	United Kingdom
	City	State/Foreign Country
Post Office Address	Charter Way, Macclesfield, Cheshire, SK10 2NA, United Kingdom	
(include Zip Code)	SK10 2NA	
		Country of Citizenship
		British

FOR ADDITIONAL INVENTORS, "X" box and proceed on the attached page to list each additional inventor.
 See additional foreign priorities on attached page (incorporated herein by reference).

Atty. Dkt. No. PM

(M#)



**UNITED STATES DEPARTMENT OF COMMERCE
United States Patent and Trademark Office**

Address: COMMISSIONER OF PATENTS AND TRADEMARKS
Washington, D.C. 20231

APPLICATION NO.	FILING DATE	FIRST NAMED INVENTOR	ATTORNEY DOCKET NO.
09/756,291	01/09/01	EVANS	J PM 275507 PH

HM22/0801

PILLSBURY WINTHROP LLP
INTELLECTUAL PROPERTY GROUP
NINTH FLOOR
1100 NEW YORK AVENUE, NW.
WASHINGTON DC 20005-3918

EXAMINER

STILLER, K

ART UNIT	PAPER NUMBER
1617	4

DATE MAILED: 08/01/01

Please find below and/or attached an Office communication concerning this application or proceeding.

Commissioner of Patents and Trademarks

Office Action Summary

Application No.

09/756,291

Applicant(s)

EVANS ET AL.

Examiner

Karl Stiller

Art Unit

1617

-- The MAILING DATE of this communication appears on the cover sheet with the correspondence address --

Period for Reply

A SHORTENED STATUTORY PERIOD FOR REPLY IS SET TO EXPIRE 1 MONTH(S) FROM THE MAILING DATE OF THIS COMMUNICATION.

- Extensions of time may be available under the provisions of 37 CFR 1.136(a). In no event, however, may a reply be timely filed after SIX (6) MONTHS from the mailing date of this communication.
- If the period for reply specified above is less than thirty (30) days, a reply within the statutory minimum of thirty (30) days will be considered timely.
- If NO period for reply is specified above, the maximum statutory period will apply and will expire SIX (6) MONTHS from the mailing date of this communication.
- Failure to reply within the set or extended period for reply will, by statute, cause the application to become ABANDONED (35 U.S.C. § 133).
- Any reply received by the Office later than three months after the mailing date of this communication, even if timely filed, may reduce any earned patent term adjustment. See 37 CFR 1.704(b).

Status

- 1) Responsive to communication(s) filed on _____.
- 2a) This action is **FINAL**. 2b) This action is non-final.
- 3) Since this application is in condition for allowance except for formal matters, prosecution as to the merits is closed in accordance with the practice under *Ex parte Quayle*, 1935 C.D. 11, 453 O.G. 213.

Disposition of Claims

- 4) Claim(s) 1-23 is/are pending in the application.
4a) Of the above claim(s) _____ is/are withdrawn from consideration.
- 5) Claim(s) _____ is/are allowed.
- 6) Claim(s) _____ is/are rejected.
- 7) Claim(s) _____ is/are objected to.
- 8) Claim(s) 1-23 are subject to restriction and/or election requirement.

Application Papers

- 9) The specification is objected to by the Examiner.
- 10) The drawing(s) filed on _____ is/are: a) accepted or b) objected to by the Examiner.
Applicant may not request that any objection to the drawing(s) be held in abeyance. See 37 CFR 1.85(a).
- 11) The proposed drawing correction filed on _____ is: a) approved b) disapproved by the Examiner.
If approved, corrected drawings are required in reply to this Office action.
- 12) The oath or declaration is objected to by the Examiner.

Priority under 35 U.S.C. §§ 119 and 120

- 13) Acknowledgment is made of a claim for foreign priority under 35 U.S.C. § 119(a)-(d) or (f).
a) All b) Some * c) None of:
1. Certified copies of the priority documents have been received.
2. Certified copies of the priority documents have been received in Application No. _____.
3. Copies of the certified copies of the priority documents have been received in this National Stage application from the International Bureau (PCT Rule 17.2(a)).
* See the attached detailed Office action for a list of the certified copies not received.
- 14) Acknowledgment is made of a claim for domestic priority under 35 U.S.C. § 119(e) (to a provisional application).
a) The translation of the foreign language provisional application has been received.
- 15) Acknowledgment is made of a claim for domestic priority under 35 U.S.C. §§ 120 and/or 121.

Attachment(s)

- 1) Notice of References Cited (PTO-892)
- 2) Notice of Draftsperson's Patent Drawing Review (PTO-948)
- 3) Information Disclosure Statement(s) (PTO-1449) Paper No(s) _____
- 4) Interview Summary (PTO-413) Paper No(s). _____
- 5) Notice of Informal Patent Application (PTO-152)
- 6) Other:

DETAILED ACTION

Election/Restrictions

Restriction to one of the following inventions is required under 35 U.S.C. 121:

- I. Claims 1-20 and 23, drawn to a pharmaceutical formulation and syringe or vial, comprising fulvestrant, a pharmaceutically acceptable alcohol, a pharmaceutically-acceptable non-aqueous ester solvent miscible in a ricinoleate vehicle, and a ricinoleate vehicle, classified in Class 514, Subclass 169.
- II. Claims 21-22, drawn to a method of treating a benign or malignant disease of the breast or reproductive tract in a human, comprising administering , classified in Class 514, Subclass 169.

Inventions of Group I and II are related as product and process of use. The inventions can be shown to be distinct if either or both of the following can be shown: (1) the process for using the product as claimed can be practiced with another materially different product or (2) the product as claimed can be used in a materially different process of using that product (MPEP § 806.05(h)). In the instant case the process of using the product as claimed to treat benign or malignant diseases of the breast or reproductive tract in a human can be practiced with a materially different product, such as fulvestrant, for example, in a peanut oil vehicle, alone.

Art Unit: 1617

Because these inventions are distinct for the reasons given above and have acquired a separate status in the art because of their recognized divergent subject matter, restriction for examination purposes as indicated is proper.

Election of Species

In addition, if applicant elects Group II above, Claim 21 is generic to a plurality of disease states or conditions comprising benign or malignant diseases of the breast or reproductive tract. Applicants are required to elect an individual benign or malignant disease of the breast or reproductive tract to be treated in a mammal, e.g., breast cancer, benign prostatic hyperplasia, genital warts, etc., as a specie under 35 U.S.C. 121 to which the claims shall be restricted if no generic claim is finally held to be allowable, even through this requirement is traversed.

Claim 21 is generic to a plurality of disclosed patentably distinct species comprising benign or malignant diseases of the breast or reproductive tract. Applicant is required under 35 U.S.C. 121 to elect a single disclosed species, even though this requirement is traversed.

The search for all species of all benign or malignant diseases of the breast or reproductive tract presents an undue burden on the office due to their separate and distinct fields of search. Note that the search is not limited to the patent files. Claim 21 is drawn to the treatment of many benign or malignant diseases of the breast or reproductive tract, for example, breast cancer, benign prostatic hyperplasia, and genital warts. The search field for treatment of breast cancer, benign prostatic hyperplasia, and

readable thereon, including any claims subsequently added. An argument that a claim is allowable or that all claims are generic is considered nonresponsive unless accompanied by an election.

Upon the allowance of a generic claim, applicant will be entitled to consideration of claims to additional species which are written in dependent form or otherwise include all the limitations of an allowed generic claim as provided by 37 CFR 1.141. If claims are added after the election, applicant must indicate which are readable upon the elected species. MPEP § 809.02(a).

Should applicant traverse on the ground that the species are not patentably distinct, applicant should submit evidence or identify such evidence now of record showing the species to be obvious variants or clearly admit on the record that this is the case. In either instance, if the examiner finds one of the inventions unpatentable over the prior art, the evidence or admission may be used in a rejection under 35 U.S.C. 103(a) of the other invention.

Applicant is reminded that upon the cancellation of claims to a non-elected invention, the inventorship must be amended in compliance with 37 CFR 1.48(b) if one or more of the currently named inventors is no longer an inventor of at least one claim remaining in the application. Any amendment of inventorship must be accompanied by a petition under 37 CFR 1.48(b) and by the fee required under 37 CFR 1.17(i).

A telephone call was made to Donald Bird on July 25, 2001 to request an oral election to the above restriction requirement, but did not result in an election being made.

Art Unit: 1617


Applicant is advised that the reply to this requirement to be complete must include an election of the invention to be examined even though the requirement be traversed (37 CFR 1.143).

Any inquiry concerning this communication or earlier communications from the examiner should be directed to Karl Stiller whose telephone number is 703-306-3219. The examiner can normally be reached Monday through Friday, 8:30 AM to 5:00 PM.

If attempts to reach the examiner by telephone are unsuccessful, the examiner's supervisor, Minna Moezie can be reached at 703-308-4612. The fax phone number for the organization where this application or proceeding is assigned is 703-308-4556 for regular communications.

Any inquiry of a general nature or relating to the status of this application or proceeding should be directed to the receptionist whose telephone number is 703-308-1235.

Stiller: ks
July 26, 2001


MINNA MOEZIE, J.D.
SUPERVISORY PATENT EXAMINER
TECHNOLOGY CENTER 1600



Creation date: 01-15-2004
 Indexing Officer: TTRAN30 - TRANG TRAN
 Team: OIPEBackFileIndexing
 Dossier: 09756291

Legal Date: 02-01-2002

No.	Doccode	Number of pages
1	LET.	3
2	A...	2
3	IDS	2
4	FOR	14
5	FOR	5
6	FOR	9
7	FOR	8
8	FOR	4
9	FOR	4
10	FOR	14
11	FOR	11
12	FOR	4
13	FOR	4
14	NPL	8
15	NPL	9
16	NPL	10
17	NPL	11
18	NPL	10
19	NPL	6
20	NPL	6
21	NPL	4
22	NPL	6
23	NPL	6
24	NPL	6
25	NPL	6
26	NPL	8
27	NPL	3
28	NPL	4
29	NPL	3
30	NPL	4
31	NPL	8



GAU 1617
RECEIVED
FEB 06 2002
TECH SERVICES 1600/2900
PATENT

ATTORNEY DOCKET NO.: 056291-3604

IN THE UNITED STATES PATENT AND TRADEMARK OFFICE

In re PATENT APPLICATION of:)
 EVANS et al.) Group Art Unit: 1617
 Appln. No.: 09/756,291) Examiner: Stiller, K.
 Filed: January 9, 2001)
 FOR: FORMULATION)

Commissioner of Patents
Washington, D.C. 20231

Sir:

**TRANSMITTAL OF RESPONSE TO RESTRICTION
REQUIREMENT AND INFORMATION DISCLOSURE STATEMENT**

- Transmitted herewith is a Response to responding to the One-Month Office Action dated August 1, 2001.
- Additional papers enclosed:
 - Information Disclosure Statement
 - Form PTO-1449, 48 references included

3. Extension of Time

The proceedings herein are for a patent application and the provisions of 37 C.F.R. § 1.136(a) apply.

- Applicant petitions for an extension of time, the fees for which are set out in 37 C.F.R. § 1.17(a), for the total number of months checked below:

<u>Total Months Requested</u>	<u>Fee for Extension</u>	<u>[Fee for Small Entity]</u>
<input checked="" type="checkbox"/> five months	\$ 1,960.00	\$ 980.00

Extension of time fee due with this request: \$1,960.00

If an additional extension of time is required, please consider this a Petition therefor.

4. Constructive Petition

- EXCEPT for issue fees payable under 37 C.F.R. § 1.18, the Commissioner is hereby authorized by this paper to charge any additional fees during the entire pendency of this application including fees due under 37 C.F.R. §§ 1.16 and 1.17 which may be required, including any required extension of time fees, or credit any overpayment to Deposit Account 50-0310. This paragraph is intended to be a CONSTRUCTIVE PETITION FOR EXTENSION OF TIME in accordance with 37 C.F.R. § 1.136(a)(3).

5. Fee Calculation (37 C.F.R. §1.16)

CLAIMS AS AMENDED						
	Claims Remaining After Amendment		Highest No. Previously Paid	Present Extra	at Rate of	Total Fees
Total Claims (37 C.F.R. §1.16(c))	29	minus	20	0	x \$18.00 each=	\$ 0.00
Independent Claims (37 C.F.R. §1.16(b))	2	minus	3	0	x \$84 each=	\$ 0.00
[] First presentation of Multiple dependent claim(s)				**	\$280.00	\$ 0.00
SUB-TOTAL =						\$ 0.00
Fee for Five (5) Month Extension of Time						\$ 1,960.00
Fee for Information Disclosure Statement						\$ 0.00
Fee for Terminal Disclaimer						\$ 0.00
Reduction by ½ for filing by a small entity						\$ 0.00
TOTAL FEE =						\$ 1,960.00

6. Fee Payment


- No fee is to be paid at this time.
- Please charge Deposit Account No. 50-0310 for Five Month Extension of Time Fee.

- The Commissioner is hereby authorized to charge any additional fees which may be required, including fees due under 37 C.F.R. §§ 1.16 and 1.17, or credit any overpayment to Deposit Account 50-0310.

Respectfully Submitted,
Morgan Lewis & Bockius LLP

Date:
Morgan Lewis & Bockius LLP
Customer No. **009629**
1111 Pennsylvania Avenue, N.W.
Washington, D.C. 20004
Tel. No.: 202-739-3000
DJB:mk

By:



Donald J. Bird
Registration No. 25,323
Tel. No.: (202) 739-5320
Fax No.: (202) 739-3001

TECH CENTER 1600/2900

FEB 06 2002

RECEIVED

PATENT

ATTORNEY DOCKET NO.: 056291-500

IN THE UNITED STATES PATENT AND TRADEMARK OFFICE

In re PATENT APPLICATION of

EVANS et al.

Appln. No.: 09/756,291

Filed: January 9, 2001

FOR: FORMULATION



)
) Group Art Unit: 1617
)
) Examiner: Stiller, K.
)
)
)
)
)
)

Commissioner of Patents
Washington, D.C. 20231

Sir:

RESPONSE TO RESTRICTION REQUIREMENT

This is in response to the restriction requirement set forth in the one-month Office Action dated August 1, 2001, the time for responding to which has been extended by the petition and authorization for fee payment submitted herewith.


In response to the restriction requirement, applicants elect the invention of Group II, claims 21-22, drawn to the method of treatment. In response to the further request for an election of a species of benign or malignant disease within Group II, applicants

02/06/2002 YPOLITE1 00000002 500310 09756291
01 FC:128 1960.00 CH

provisionally elect the species "breast cancer" for initial examination in this application. The elected species falls within the scope of claims 21 and 22.

Respectfully Submitted,
Morgan Lewis & Bockius LLP

By:



Donald J. Bird
Registration No. 25,323
Tel. No.: (202) 739-5320
Fax No.: (202) 739-3001

Morgan Lewis & Bockius LLP
Customer No. **009629**
1111 Pennsylvania Avenue, N.W.
Washington, D.C. 20004
Tel. No.: 202-739-3000
DJB:mk

#5
RECEIVED
FEB 9 6 2002
TECH CENTER 1600/2900

PATENT
ATTORNEY DOCKET NO.: 056291-5004

IN THE UNITED STATES PATENT AND TRADEMARK OFFICE

In re PATENT APPLICATION of:)
EVANS et al.)
Appl. No.: 09/756,291)
Filed: January 9, 2001)
FOR: FORMULATION)



) Group Art Unit: 1617
)
) Examiner: Stiller, K.
)
)
)
)

Commissioner of Patents
Washington, D.C. 20231

Sir:

INFORMATION DISCLOSURE STATEMENT

Attached is a Form PTO-1449 listing the enclosed documents.


The present Information Disclosure Statement is being filed before the mailing date of the first Office Action on the merits, and therefore no certification under 37 CFR §1.97(e) or fee under 37 CFR 1.17(p) is required.

This Information Disclosure Statement is intended to be in full compliance with the rules, but should the Examiner find any part of its required content to have been omitted, prompt notice to that effect is earnestly solicited, along with additional time under Rule 97(f), to enable Applicant to fully comply.

Consideration of the foregoing and enclosures plus the return of a copy of the herewith filed Form PTO-1449 with the Examiner's initials in the left column per MPEP 609 along with an early action on the merits of this application are earnestly solicited.

Respectfully Submitted,
Morgan Lewis & Bockius LLP

By:



Donald J. Bird
Registration No. 25,323
Tel. No.: (202) 739-5320
Fax No.: (202) 739-3001

Morgan Lewis & Bockius LLP
Customer No. 009629
1111 Pennsylvania Avenue, N.W.
Washington, D.C. 20004
Tel. No.: 202-739-3000
DJB:mk

This Page Is Inserted by IFW Operations
and is not a part of the Official Record

BEST AVAILABLE IMAGES

Defective images within this document are accurate representations of the original documents submitted by the applicant.

Defects in the images may include (but are not limited to):

- BLACK BORDERS
- TEXT CUT OFF AT TOP, BOTTOM OR SIDES
- FADED TEXT
- ILLEGIBLE TEXT
- SKEWED/SLANTED IMAGES
- COLORED PHOTOS
- BLACK OR VERY BLACK AND WHITE DARK PHOTOS
- GRAY SCALE DOCUMENTS

IMAGES ARE BEST AVAILABLE COPY.

**As rescanning documents *will not* correct images,
please do not report the images to the
Image Problem Mailbox.**

⑫

EUROPEAN PATENT APPLICATION

⑰ Application number: **89305563.2**

⑸ Int. Cl.4: **A61K 31/565 , //(A61K31/565, 31:165)**

⑱ Date of filing: **02.06.89**

Claims for the following Contracting States: ES
+ GR.

⑳ Priority: **06.06.88 GB 8813353**

㉑ Date of publication of application:
13.12.89 Bulletin 89/50

㉒ Designated Contracting States:
AT BE CH DE ES FR GB GR IT LI LU NL SE

㉓ Applicant: **IMPERIAL CHEMICAL INDUSTRIES PLC**
Imperial Chemical House Millbank
London SW1P 3JF(GB)

㉔ Inventor: **Dukes, Michael**
54 Styal Road
Wilmslow Cheshire, SK9 4AQ(GB)

㉕ Representative: **Slatcher, Reginald Peter et al**
Imperial Chemical Industries PLC Legal
Department Patents PO Box 6
Welwyn Garden City Herts, AL7 1HD(GB)

㉖ **Therapeutic product.**

㉗ The invention relates to a therapeutic product comprising an oestrogen and a pure antioestrogen for simultaneous, sequential or separate use in selective oestrogen therapy of perimenopausal or postmenopausal conditions; to a process for the manufacture of said product and to a pharmaceutical composition containing said product. The invention also relates to a pharmaceutical composition comprising an oestrogen and a pure antioestrogen and to a process for the manufacture of said composition.

EP 0 346 014 A1

THERAPEUTIC PRODUCT

This invention relates to a therapeutic product for use in a new method of medical treatment and, more particularly, it relates to a product comprising an oestrogen and a pure antioestrogen for use in a new method for the treatment or prophylaxis of perimenopausal or postmenopausal conditions, particularly perimenopausal or postmenopausal osteoporosis. The invention also relates to a pharmaceutical composition comprising an oestrogen and a pure antioestrogen and to the use thereof in the manufacture of a new medicament for use in the treatment or prophylaxis of perimenopausal or postmenopausal conditions.

When a female animal, particularly a human female, enters the perimenopausal stage the animal's ovaries begin to secrete less of the female sex hormones, particularly oestradiol. Symptoms in women at this stage include the following: vasomotor disturbances (hot flushes), urogenital atrophy (particularly affecting the vagina and distal urethra), psychosomatic complaints, changes in lipid metabolism and osteoporosis. The rate of decline of ovarian function and the severity of the above-mentioned symptoms are highly variable between individual women but in a substantial number of individuals the symptoms are sufficiently severe that treatment is required. Oestrogen replacement therapy has been used in women and it is generally recognised to be effective in combatting the typical perimenopausal and post-menopausal symptoms (British Medical Journal, 1987, 295, 914; American Journal of Obstet. and Gynecol., 1987, 156, 1298 and 1347). However oestrogen replacement therapy can also cause uterine hyperplasia, irregular vaginal menstruation and, in a small proportion of women, endometrial cancer (American Journal of Obstet. and Gynecol., 1987, 156, 1313).

To combat the continuous unopposed stimulation of oestrogen-responsive tissues an oestrogen and a progestogen are normally co-administered for part of each treatment period thereby causing regular vaginal menstruation. (American Journal of Obstet. and Gynecol., 1987, 156, 1304). However the continuation of menstrual periods is unattractive to many postmenopausal women and, in addition, progestogens can cause side effects, for example oedema, premenstrual irritability and breast tenderness.

Alternative therapies are therefore required.

It has recently been shown that compounds demonstrating a mixture of oestrogenic and antioestrogenic properties in warm-blooded animals, including humans, may be of use in the treatment of postmenopausal conditions (European Patent Specification No. 0178862). Particular compounds stated to have such activity include clomiphene and tamoxifen. Comprehensive reviews of the clinical usage of these compounds are available, for example a review of clomiphene by Clark *et al.* in Pharmacology and Therapeutics, 1982, Volume 15, pages 467 to 519, and a review of tamoxifen by Furr *et al.* in Pharmacology and Therapeutics, 1984, Volume 25, pages 127-205.

It has also recently been shown that a treatment regime comprising the dosing of a small amount of an oestrogen, for example oestrone sulphate or natural conjugated oestrogens, followed by the dosing of an antioestrogen, for example tamoxifen or clomiphene led to the partial inhibition of the maximum oestrogen-induced stimulation of uterine endometrial tissue (A. Kauppila *et al.*, Gynecol. obstet. Invest., 1988, 25, 58 and Arch. Gynecol., 1983, 234, 49).

It has now been found that administration of an oestrogen and a pure antioestrogen, whether simultaneously, sequentially or separately, results in the oestrogen being selectively effective in some oestrogen-responsive tissues, for example bone, and being selectively opposed in other oestrogen-responsive tissues, for example the endometrium of the uterus, and this is the basis of the present invention.

A pure antioestrogen is a compound which possesses antioestrogenic activity and no oestrogenic activity. This may be demonstrated in rats by the effect of the compound in antagonising the increase in weight of the uterus of an immature female rat produced by administering oestradiol benzoate to said rat. Thus, when each of a pure antioestrogen and oestradiol benzoate are administered for 3 days to such a rat, a smaller increase in uterine weight is produced than the substantial increase which would be produced by the administration of oestradiol benzoate alone. Unlike the known antioestrogens tamoxifen and clomiphene, when a pure antioestrogen is administered alone to a rat no increase in uterine weight whatsoever is observed.

It is disclosed in European Patent Specification No. 138504 that certain preferred steroidal antioestrogens are pure antioestrogens. It is also disclosed in European Patent No. 124369 that certain preferred non-steroidal antioestrogens are pure antioestrogens.

According to the present invention there is provided a product comprising an oestrogen and a pure antioestrogen for simultaneous, sequential or separate use in selective oestrogen therapy of perimenopausal or postmenopausal conditions.

In a particular product of the invention the oestrogen component of a product of the invention is oestradiol, ethinyloestradiol, oestriol, oestron, natural conjugated oestrogens, piperazine oestrone sulphate, mestranol, chlorotrianisene, dienoestrol, stilboestrol or hexoestrol or a pharmaceutically-acceptable ester thereof.

5 A pharmaceutically-acceptable ester of the oestrogen component of a product of the invention is, for example, an alkyl or aryl ester each of up to 12 carbon atoms. It will be appreciated that an ester of a steroidal oestrogen may be formed at the 3-position, the 17-position or at both of these positions. It will also be appreciated that an ester may be formed at one or both of the phenolic groups in some non-steroidal oestrogens, for example stilboestrol and hexoestrol. A suitable alkyl ester of up to 12 carbon atoms is, for
10 example, an acetate, propionate, butyrate, valerate, hexanoate, heptanoate, octanoate, cyclopentylpropionate, nonanoate, decanoate, undecanoate or dodecanoate. A suitable aryl ester of up to 12 carbon atoms is, for example, a benzoate, toluate or naphthoate. A preferred pharmaceutically-acceptable ester of the oestrogen component of a product of the invention includes, for example, oestradiol benzoate, oestradiol cyclopentylpropionate, oestradiol dipropionate, oestradiol heptanoate, oestradiol undecanoate, oestradiol
15 valerate and stilboestrol dipropionate.

In a further particular product of the invention the pure antioestrogen is
N-n-butyl-N-methyl-, N-1H,1H-heptafluorobutyl-N-methyl- or N,N-(3-methylpentamethylene)-11-(3,17β-
dihydroxyoestra-1,3,5(10)-triene-7α-yl)undecanamide;
N-n-butyl- or N-1H,1H-heptafluorobutyl-3-p-[4-(3,17β-dihydroxyoestra-1,3,5(10)-triene-7α-yl)butyl]-
20 phenylpropionamide;
7α-(10-p-chlorophenylthioethyl)-, 7α-(10-p-chlorophenylsulphonyldecyl)-, 7α-[9-(4,4,5,5,5-pentafluoropentylsulphonyl)nonyl]-, 7α-[10-(4,4,4-trifluorobutylsulphonyl)decyl]- or 7α-[10-(p-chlorobenzylsulphonyl)decyl]-
oestra-1,3,5(10)triene-3,17β-diol; or
7α-(9-n-heptylsulphonylnonyl)oestra-1,3,5(10)-triene-3,17β-diol.

25 In a further particular product of the invention the pure antioestrogen is a compound of the formula:-
NU-A-X-R'
wherein NU is 6-hydroxy-2-p-hydroxyphenylnaphth-1-yl and A is -(CH₂)₁₀-, -(CH₂)₁₁- or -(CH₂)₅-(1,4-phenylene)-(CH₂)₂-;
or NU is 1,2,3,4-tetrahydro-6-hydroxy-2-p-hydroxyphenylnaphth-1-yl (either the 1RS,2RS or 1RS,2SR isomer), or 1,2,3,4-tetrahydro-6-hydroxy-2-p-hydroxyphenyl-2-methylnaphth-1-yl (either the 1RS,2RS or
30 1RS,2SR isomer), and A is -(CH₂)₁₀-, -(CH₂)₁₁- or -(CH₂)₄-(1,4-phenylene)-(CH₂)₂-;
or NU is (1RS,2RS)-5-hydroxy-2-p-hydroxyphenylindan-1-yl or (1RS,2RS)-5-hydroxy-2-p-hydroxyphenyl-2-methylindan-1-yl and A is -(CH₂)₁₀-, -(CH₂)₁₁- or -(CH₂)₄-(1,4-phenylene)-(CH₂)₂-;
and wherein XR' is -CONR¹R² wherein R² is hydrogen or methyl and R¹ is n-butyl, 1H,1H-heptafluorobutyl,
35 n-pentyl or n-hexyl, or XR' is -SR¹, -SOR¹ or -SO₂R¹ wherein R¹ is n-pentyl, n-hexyl, 4,4,5,5,5-pentafluoropentyl or 1H,1H,2H,2H,3H,3H-heptafluorohexyl.

In a further particular product of the invention the pure antioestrogen is
N-n-butyl-, N-n-butyl-N-methyl-, N-n-pentyl-, N-(1H,1H-heptafluorobutyl)- or N-(1H,1H-heptafluorobutyl)-N-
methyl-3-p-[5-(6-hydroxy-2-p-hydroxyphenylnaphth-1-yl)pentyl]phenylpropionamide;
40 N-methyl-N-(1H,1H-heptafluorobutyl)-p-[4-[(1RS,2RS)-6-hydroxy-2-p-hydroxyphenyl-2-methyl-1,2,3,4-tetrahydronaphth-1-yl]-butyl]phenylpropionamide;
(1RS,2RS)-1-[4-[p-(2-n-hexylthioethyl)phenyl]butyl]-2-p-hydroxyphenyl-1,2,3,4-tetrahydronaphth-6-ol or the corresponding 4,4,5,5,5-pentafluoropentylthio derivative, or the corresponding hexylsulphonyl, hexylsulphonyl or pentafluoropentylsulphonyl derivatives;
45 2-p-hydroxyphenyl-1-[5-[p-(2-n-hexylthioethyl)phenyl]pentyl]naphth-6-ol or the corresponding hexylsulphonyl derivative; or
(1RS,2RS)-1-[4-[p-(2-n-hexylthioethyl)phenyl]butyl]-2-p-hydroxyphenyl-2-methyl-1,2,3,4-tetrahydronaphth-6-ol or the corresponding 4,4,5,5,5-pentafluoropentylthio derivative, or the corresponding hexylsulphonyl or pentafluoropentylsulphonyl derivative, or the corresponding (1RS,2SR) isomers of both the hexylthio and
50 hexylsulphonyl derivatives.

A preferred product of the invention comprises an oestrogen and a pure antioestrogen for use as stated above wherein the oestrogen is oestradiol or ethinyloestradiol, or a pharmaceutically-acceptable ester thereof, and the pure antioestrogen is 7α-[9-(4,4,5,5,5-pentafluoropentylsulphonyl)nonyl]oestra-1,3,5(10)-
55 triene-3,17β-diol or (1RS,2RS)-2-p-hydroxyphenyl-2-methyl-1-[9-(4,4,5,5,5-pentafluoropentylsulphonyl)nonyl]-1,2,3,4-tetrahydronaphth-6-ol.

A particularly preferred product of the invention comprises an oestrogen and a pure antioestrogen for use as stated above wherein the oestrogen is oestradiol, oestradiol benzoate, oestradiol valerate or oestradiol undecanoate and the pure antioestrogen is 7α-[9-(4,4,5,5,5-pentafluoropentylsulphonyl)nonyl]-

oestra-1,3,5(10)-triene-3,17 β -diol.

According to a further feature of the invention there is provided a process for the manufacture of a product comprising an oestrogen and a pure antioestrogen for simultaneous, sequential or separate use in selective oestrogen therapy of perimenopausal or postmenopausal conditions, which process comprises
5 bringing together said oestrogen and said pure antioestrogen.

In a further feature of the invention there is provided a process for the manufacture of a product comprising an oestrogen and a pure antioestrogen for simultaneous use in selective oestrogen therapy of perimenopausal or postmenopausal conditions, which process comprises bringing into admixture said oestrogen and said pure antioestrogen.

10 A product of the invention may be administered to a warm-blooded animal, including a human, in the form of a pharmaceutical composition. Thus according to a further feature of the present invention there is provided a pharmaceutical composition which comprises the product of the invention together with a pharmaceutically-acceptable diluent or carrier.

As mentioned above a product of the invention is useful for selective oestrogen therapy of perimenopausal or postmenopausal conditions. It will be understood that there is no absolute requirement that the oestrogen and pure antioestrogen components of the product of the invention must be dosed simultaneously. Sequential or separate use of these components may also provide selective oestrogen therapy and such use is to be understood to fall within the definition of a product of the invention. Thus it will be appreciated that a pharmaceutical composition according to the present invention includes a
20 composition comprising an oestrogen, a pure antioestrogen and a pharmaceutically-acceptable diluent or carrier. Such a composition conveniently provides the product of the invention for simultaneous use in selective oestrogen therapy of perimenopausal or postmenopausal conditions. A pharmaceutical composition according to the present invention also includes separate compositions comprising a first composition comprising an oestrogen and a pharmaceutically-acceptable diluent or carrier, and a second composition
25 comprising a pure antioestrogen and a pharmaceutically-acceptable diluent or carrier. Such a composition conveniently provides the product of the invention for sequential or separate use in selective oestrogen therapy of perimenopausal or postmenopausal conditions.

The compositions of the invention may be in a form suitable for oral use (for example as tablets, capsules, aqueous or oily suspensions, emulsions or dispersible powders or granules), for topical use (for
30 example as creams, ointments, gels, or aqueous or oily solutions or suspensions; for example for use within a transdermal patch), for parenteral administration (for example as a sterile aqueous or oily solution or suspension for intravenous, subcutaneous, intramuscular or intravascular dosing), or as a suppository for rectal dosing or as a pessary for vaginal dosing.

The compositions of the invention may be obtained by conventional procedures using conventional
35 pharmaceutical excipients, well known in the art.

Suitable pharmaceutically acceptable excipients for a tablet formulation include, for example, inert diluents such as lactose, sodium carbonate, calcium phosphate or calcium carbonate, granulating and disintegrating agents such as corn starch or alginic acid; binding agents such as gelatin or starch; lubricating agents such as magnesium stearate, stearic acid or talc; preservative agents such as ethyl or
40 propyl p-hydroxybenzoate, and anti-oxidants, such as ascorbic acid. Tablet formulations may be uncoated or coated either to modify their disintegration and the subsequent absorption of the active ingredient within the gastrointestinal tract, or to improve their stability and/or appearance, in either case using conventional coating agents and procedures well known in the art.

Compositions for oral use may be in the form of hard gelatin capsules in which the active ingredient is
45 mixed with an inert solid diluent, for example, calcium carbonate, calcium phosphate or kaolin, or as soft gelatin capsules in which the active ingredient is mixed with water or an oil such as peanut oil, liquid paraffin or olive oil.

Aqueous suspensions generally contain the active ingredient in finely powdered form together with one or more suspending agents, such as sodium carboxymethylcellulose, methylcellulose, hydroxypropyl-
50 methylcellulose, sodium alginate, polyvinyl-pyrrolidone, gum tragacanth and gum acacia; dispersing or wetting agents such as lecithin or condensation products of an alkylene oxide with fatty acids (for example polyoxyethylene stearate), or condensation products of ethylene oxide with long chain aliphatic alcohols, for example heptadecaethyleneoxycetanol, or condensation products of ethylene oxide with partial esters derived from fatty acids and a hexitol such as polyoxyethylene sorbitol monooleate, or condensation
55 products of ethylene oxide with partial esters derived from fatty acids and hexitol anhydrides, for example polyethylene sorbitan monooleate. The aqueous suspensions may also contain one or more preservatives (such as ethyl or propyl p-hydroxybenzoate, anti-oxidants (such as ascorbic acid), colouring agents, flavouring agents, and/or sweetening agents (such as sucrose, saccharine or aspartame).

Oily suspensions may be formulated by suspending the active ingredient in a vegetable oil (such as arachis oil, castor oil, sesame oil or coconut oil) or in a mineral oil (such as liquid paraffin). The oily suspensions may also contain a thickening agent such as beeswax, hard paraffin or cetyl alcohol. Sweetening agents, such as those set out above, and flavouring agents may be added to provide a palatable oral preparation. These compositions may be preserved by the addition of an anti-oxidant such as ascorbic acid.

Dispersible powders and granules suitable for preparation of an aqueous suspension by the addition of water generally contain the active ingredient together with a dispersing or wetting agent, suspending agent and one or more preservatives. Suitable dispersing or wetting agents and suspending agents are exemplified by those already mentioned above. Additional excipients, such as sweetening, flavouring and colouring agents, may also be present.

The pharmaceutical compositions of the invention may also be in the form of oil-in-water emulsions. The oily phase may be a vegetable oil, such as castor oil, soya bean oil or arachis oil, or a mineral oil, such as, for example, liquid paraffin or a mixture of any of these. Suitable emulsifying agents may be, for example, naturally-occurring gums such as gum acacia or gum tragacanth, naturally-occurring phosphatides such as lecithin, esters or partial esters derived from fatty acids and hexitol anhydrides (for example sorbitan monooleate) and condensation products of the said partial esters with ethylene oxide such as polyoxyethylene sorbitan monooleate. The emulsions may also contain sweetening, flavouring and preservative agents.

The pharmaceutical compositions may also be in the form of sterile injectable aqueous or oily suspensions, which may be formulated according to known procedures using one or more of the appropriate dispersing or wetting agents and suspending agents which have been mentioned above. A sterile injectable preparation may also be a sterile injectable solution or suspension in a non-toxic parenterally-acceptable diluent or solvent, for example a solution in 1,3-butanediol, in a vegetable oil (such as arachis oil, castor oil or coconut oil) or in a mineral oil (such as liquid paraffin).

Conveniently the subcutaneous or intramuscular injection of an aqueous suspension or an oily solution or suspension of a pharmaceutical composition of the invention provides a depot of the active ingredients at the injection site from which those ingredients may leach out over a period of time to provide the sustained release thereof.

Suppository formulations may be prepared by mixing the active ingredient with a suitable non-irritating excipient which is solid at ordinary temperatures but liquid at the rectal temperature and will therefore melt in the rectum to release the drug. Suitable excipients include, for example, cocoa butter and polyethylene glycols.

Topical formulations, such as creams, ointments, gels and aqueous or oily solutions or suspensions, may generally be obtained by formulating an active ingredient with a conventional, topically acceptable, vehicle or diluent using conventional procedure well known in the art.

According to a further feature of the invention there is provided a process for the manufacture of a pharmaceutical composition as defined above which comprises bringing into admixture a product as defined above together with a pharmaceutically-acceptable diluent or carrier.

The invention also provides a method of selective oestrogen therapy of perimenopausal or postmenopausal conditions which comprises administering simultaneously, sequentially or separately to a warm-blooded animal an effective amount of a product as defined above. The invention also provides the use of a product as defined above for the manufacture of a new medicament for use simultaneously, sequentially or separately in selective oestrogen therapy of perimenopausal or postmenopausal conditions.

It will be appreciated that the definition of the product of the invention and the pharmaceutical composition of the invention includes only those products or compositions which are useful in a new method for the treatment or prophylaxis of perimenopausal or postmenopausal condition. Pharmaceutical compositions comprising an oestrogen and a pure antioestrogen, together with a pharmaceutically-acceptable diluent or carrier, are novel. In European Patent Specifications Nos. 138504 and 124369 it is disclosed that the antioestrogenic activity of the compounds disclosed therein may be demonstrated by the co-administration of a test compound and oestradiol benzoate to an immature female rat. Antioestrogenic activity is demonstrated by antagonism of the increase in weight of the uterus of the rat which is produced when oestradiol benzoate alone is administered to said rat. It is to be noted that, during those tests, the oestradiol benzoate was given by subcutaneous injection whereas the test compound was given separately either orally or subcutaneously.

According to a further aspect of the invention there is provided a pharmaceutical composition comprising an oestrogen and a pure antioestrogen together with a pharmaceutically-acceptable diluent or carrier.

The pharmaceutical compositions of this feature of the invention may be obtained by conventional procedures using conventional pharmaceutical excipients well known in the art such as, for example, those disclosed above.

This aspect of the invention also provides a process for the manufacture of a pharmaceutical composition as defined immediately above which comprises bringing into admixture an oestrogen and a pure antioestrogen together with a pharmaceutically-acceptable diluent or carrier.

This aspect of the invention also provides a method of selective oestrogen therapy of perimenopausal or postmenopausal conditions which comprises administering to a warm-blooded animal an effective amount of a pharmaceutical composition as defined immediately above. The invention also provides the use of a pharmaceutical composition as defined immediately above for the manufacture of a new medicament for use in selective oestrogen therapy of perimenopausal or postmenopausal conditions.

As stated above a product of the invention is of use in selective oestrogen therapy of perimenopausal or postmenopausal conditions. Selective oestrogen therapy may be demonstrated using the standard procedure set out below:-

a) an *in vivo* assay measuring the antioestrogenic activity of a compound and any oestrogenic activity possessed by that compound. This may be demonstrated in rats by the effect of the compound in antagonising the increase in weight of the uterus of an immature female rat produced by administering oestradiol benzoate to said rat. Thus, when each of a pure antioestrogen and oestradiol benzoate are administered for 3 days to such a rat, a smaller increase in uterine weight is produced than the substantial increase which would be produced by the administration of oestradiol benzoate without the pure antioestrogen. Unlike the known antioestrogens tamoxifen and clomiphene, when a pure antioestrogen is administered alone to a rat no increase in uterine weight whatsoever is observed.

The oestrogenic activity of a compound may be demonstrated in rats by the effect of the compound when it is administered alone to said rat on the uterine weight of the animal.

b) An *in vivo* assay in mature rats measuring the antioestrogenic activity of a compound by the effect of the compound when dosed during a test period of 28 days in antagonising the protective effect on the animals' bone density of their endogenous oestrogens. The bone density of a group of ovariectomised rats in which endogenous oestrogen levels are much reduced serves as a control for the effect expected to be produced by a fully effective antioestrogen.

The antioestrogenic activity of the compound in mature rats can also be measured in the same assay by measuring the effect of the compound in antagonising the effect of the animals' endogenous oestrogens which serve to increase the weight of their uteri.

A comparison of the potencies of the antioestrogenic effects of a compound as measured by its effects on the animals' bone density and uterine weights allows the selectivity of the antioestrogenic effects of the compound to be measured.

Although the pharmacological properties of a product of the invention vary with the structures of the oestrogenic and antioestrogenic components and with the route of administration, in general a product of the invention comprises:-

(i) an oestrogen which possesses oestrogenic activity in the above test (a) at doses in the range, for example, 0.002-2.0 mg/kg orally or in the range, for example, 0.0001-0.1 mg/kg subcutaneously;

(ii) a pure antioestrogen which possesses antioestrogenic activity in the above tests (a) and (b) at doses in the range, for example, in test (a): ED₅₀ 0.05-5 mg/kg orally or ED₅₀ 0.01-1.0 mg/kg subcutaneously;

in test (b): antiuterotrophic effect:- ED₅₀ < 20 mg/kg/day orally, < 2 mg/kg/day subcutaneously or intramuscularly and < 10 mg/kg/injection when dosed as an intramuscular depot injection; reduction in bone density:- ED₅₀ > 20 mg/kg/day orally, > 5 mg/kg/day subcutaneously or intramuscularly and > 10 mg/kg/injection when dosed as an intramuscular depot injection.

A product of the invention is thereby seen to be surprisingly selective as the activity of the pure antioestrogen component is expressed to a high degree within uterine tissue but to a lesser degree on bone.

The size of the dose, for therapeutic or prophylactic purposes, of a product of the invention as defined above will naturally vary according to the nature and severity of the conditions presented, the age and menopausal state of the animal and the route of administration.

In general the minimum quantity of the oestrogenic component of a product of the invention as defined above will be chosen so as to provide a beneficial effect with regard to the nature and severity of the conditions presented. The quantity of the pure antioestrogenic component is then chosen to antagonise to a substantial degree the effect of the oestrogenic component on the uterine tissue. Methods of evaluating the

condition of uterine tissue are well known to the man skilled in the art, for example, by examination of a specimen of endometrial tissue taken by, for example, suction or, for example, by way of a biopsy.

So far as the oestrogenic component of a product of the invention as defined above is concerned the size of the dose and routes of administration conventionally utilised in oestrogen replacement therapy may be used. Thus, for example, a tablet containing, for example, 0.5 to 2 mg of oestradiol, oestradiol benzoate, natural conjugated oestrogens or oestradiol valerate may be administered daily. Alternatively a tablet containing 10 to 100 µg of ethinyloestradiol may be administered daily. Alternatively the oestrogenic component may be administered by, for example, intramuscular injection utilising, for example, 1 to 10 mg of oestradiol benzoate dissolved in an oil such as ethyl oleate; for example, transdermal means utilising, for example, 10-100 µg of oestradiol contained within a transdermal patch; or, for example, vaginal application utilising, for example, daily application of 0.5 to 2 mg of natural conjugated oestrogens contained within 0.5 to 5 ml of a cream.

So far as the antioestrogenic component of a product of the invention as defined above is concerned the size of the dose is chosen such that the effect of the oestrogenic component on uterine tissue is antagonised to a substantial degree whereas the beneficial effect of the oestrogenic component on bone is substantially unopposed. Thus, for example, the antioestrogenic component may be formulated in like manner to the oestrogenic component, for example as a tablet, an oily solution suitable for intramuscular injection, within a transdermal patch, or within a cream suitable for vaginal application. The daily administration of one or more tablets containing conveniently 50 mg to 5 g, and preferably 50 mg to 500 mg, of a pure antioestrogen may be used. Preferably the pure antioestrogen may be administered by the periodic intramuscular injection of, for example, an aqueous suspension or an oily solution or suspension containing 50 mg to 5 g of the pure antioestrogen. Preferably an oily solution, for example a solution containing arachis or castor oil, an alcohol such as benzyl alcohol and 50 mg to 500 mg of the pure antioestrogen is employed. Such an injection provides a depot of the pure antioestrogen which thereafter leaches out from the injection site to provide a selective antioestrogenic effect for a period of, for example, one to six weeks.

As mentioned above a product of the invention is useful for selective oestrogen therapy of perimenopausal or postmenopausal conditions. As previously mentioned perimenopausal and postmenopausal conditions include, for example, vasomotor disturbances (hot flushes), urogenital atrophy (particularly affecting the vagina and the distal urethra), psychosomatic complaints, changes in the lipid metabolism and osteoporosis. The selective antioestrogenic effect of the pure antioestrogenic component of a product of the invention, as demonstrated by a greater antioestrogenic effect on the uterus of a rat than on the bone of the rat, allows the beneficial effect of the oestrogenic component of the product of the invention to be selectively applied to the bone and prevents the detrimental effect of an unopposed oestrogenic effect on the uterus. The utero-selective effect of the pure antioestrogenic component of a product of the invention will allow the beneficial effect of the oestrogenic component of a product of the invention to be applied to other oestrogen-responsive tissues, for example those causing vasomotor disturbances, psychosomatic complaints and changes in lipid metabolism.

The invention will now be illustrated in the following non-limiting Examples.

Example 1

Assay in Mature Rats of the Selective Antioestrogenic Activity of a Pure Antioestrogen

The pure antioestrogen used was (1RS,2RS)-2-p-hydroxyphenyl-2-methyl-1-[9-(4,4,5,5,5-pentafluoropentylsulphonyl)nonyl]-1,2,3,4-tetrahydronaphth-6-ol.

The compound was given subcutaneously as a solution in arachis oil at doses of 2 mg/kg/day and 10 mg/kg/day to two groups of 5 mature rats for a total of 28 days. Further groups of 5 mature rats served as an untreated control group. A further group of 5 mature rats was ovariectomised to serve as another control group. At the end of the treatment period the weights of the uteri of the test and control groups of rats were determined. In addition the femurs were dissected, weighed and their volumes were determined using Archimedes Principle. The femurs were then burned and the residual ash was weighed. From these data, gross femur density and bone mineral density were calculated as follows:-

Gross Femur Density = Femur Weight/Femur Volume
Bon Mineral Density = Femur Ash Weight/Femur Volume

The results shown below in Tables I and II demonstrate that at a dose of 2 mg/kg/day subcutaneously

the test compound selectively inhibits the action of the animals' endogenous oestrogen on their uteri (90% inhibition of uterine weight) whereas there was no significant inhibition of either bone mineral density or of gross femur density.

5

TABLE I

10

Treatment	Uterine Weight (mg)	Calculated Inhibition
Untreated Controls	382 ± 34	
Ovariectomised Controls	111 ± 14	
Test Compound at 2 mg/kg/day s.c.	135 ± 8	91%
Untreated Controls	369 ± 47	
Ovariectomised Controls	99 ± 5	
Test Compound at 10 mg/kg/day s.c.	125 ± 4	90%

15

TABLE II

20

Treatment	Gross Femur Density (g/ml)	Calculated Inhibition	Bone Mineral Density (g/ml)	Calculated Inhibition
Untreated Controls	1.612 ± 0.010		0.742 ± 0.009	
Ovariectomised Controls	1.569 ± 0.010		0.685 ± 0.010	
Test Compound at 2 mg/kg/day s.c.	1.604 ± 0.006	19%*	0.730 ± 0.007	21%*
Untreated Controls	1.629 ± 0.014		0.766 ± 0.005	
Ovariectomised Controls	1.571 ± 0.007		0.704 ± 0.005	
Test Compound at 10 mg/kg/day s.c.	1.580 ± 0.004	84%	0.727 ± 0.005	63%

25

30

* This level of inhibition was not statistically significant.

35

Example 2

40

The experiment described in Example 1 was repeated except that the pure antioestrogen used was 7 α -[9-(4,4,5,5,5-pentafluoropentylsulphonyl)nonyl]oestra-1,3,5(10)-triene-3,17 β -diol. This compound was given at a series of doses as a daily intramuscular injection, the compound having been dissolved in a mixture of propylene glycol: ethanol: water: poloxamer 407. The formulation contained 25 mg of test compound, 100 mg of ethanol (96%), 100 mg of water, 20 mg of poloxamer 407 and sufficient propylene glycol to bring the solution to a volume of 1 ml.

45

The results shown below in Tables III and IV demonstrate that at all doses tested the compound selectively inhibits the action of the animals' endogenous oestrogen on their uteri whereas there was no significant inhibition of gross femur density.

50

55

TABLE III

Treatment	Uterine Weight (mg)	Calculated Inhibition
Untreated Controls	302 ± 36	
Ovariectomised Controls	70 ± 1.3	
Test Compound (mg/kg)		
0.1	208 ± 17	41
0.3	174 ± 16	55
1	94 ± 9	90
3	103 ± 2	86

TABLE IV

Treatment	Gross Femur Density (g/ml)	Calculated Inhibition
Untreated Controls	1.523 ± 0.008	
Ovariectomised Controls	1.491 ± 0.006	
Test Compound at (mg/kg)		
0.1	1.528 ± 0.005	0%
0.3	1.528 ± 0.008	0%
1	1.532 ± 0.005	0%
3	1.533 ± 0.005	0%

Example 3

The pure antioestrogen used was 7 α -[9-(4,4,5,5,5-pentafluoropentylsulphonyl)nonyl]oestra-1,3,5(10)-triene-3,17 β -diol.

Each of a series of selected doses of this compound was dissolved in a mixture of castor oil and benzyl alcohol and given by intramuscular injection to a group of 5 mature rats. The formulation contained 50 mg of the test compound, 400 mg of benzyl alcohol and sufficient castor oil to bring the solution to a volume of 1 ml. In each case a second dose was administered two weeks after the first dose. Two weeks after the second dose the weights of the uteri of the test groups of rats were determined. In addition the femurs were dissected and analysed for Gross Femur Density as in Example 1.

A further group of rats, given two injections of castor oil separated by a two week period, served as an intact control group. A further group of rats was ovariectomised to serve as another control group.

The results shown below in Tables V and VI demonstrate that at all doses tested the compound selectively inhibits the action of the animals' endogenous oestrogen on their uteri whereas at the two higher test doses there was no significant inhibition of gross femur density.

TABLE V

Treatment	Uterine Weight (mg)	Calculated Inhibition
Intact Controls Ovariectomised Controls	318 ± 31 76 ± 4	
Test Compound (mg/rat/dose)		
0.75	202 ± 23	48
1.25	180 ± 15	57
2.5	123 ± 12	81

TABLE VI

Treatment	Gross Femur Density (g/ml)	Calculated Inhibition
Intact Controls Ovariectomised Controls	1.584 ± 0.007 1.521 ± 0.005	
Test Compound (mg/rat/dose)		
0.75	1.562 ± 0.004	35
1.25	1.578 ± 0.004	13*
2.5	1.569 ± 0.007	23*

* This level of inhibition was not statistically significant.

Claims

1. A product comprising an oestrogen and a pure antioestrogen for simultaneous, sequential or separate use in selective oestrogen therapy of perimenopausal or postmenopausal conditions.

2. A product as claimed in claim 1 wherein the pure antioestrogen is
 N-n-butyl-N-methyl-, N-1H,1H-heptafluorobutyl-N-methyl- or N,N-(3-methylpentamethylene)-11-(3,17β-dihydroxyoestra-1,3,5(10)-trien-7α-yl)undecanamide;
 N-n-butyl- or N-1H,1H-heptafluorobutyl-3-p-[4-(3,17β-dihydroxyoestra-1,3,5(10)-trien-7α-yl)butyl]-phenylpropionamide;
 7α-(10-p-chlorophenylthiododecyl)-, 7α-(10-p-chlorophenylsulphonyldecyl)-, 7α-[9-(4,4,5,5-pentafluoropentylsulphonyl)nonyl]-, 7α-[10-(4,4,4-trifluorobutylsulphonyl)decyl]- or 7α-[10-(p-chlorobenzylsulphonyl)decyl]-oestra-1,3,5(10)-triene-3,17β-diol; or
 7α-(9-n-heptylsulphonylnonyl)oestra-1,3,5(10)-triene-3,17β-diol.

3. A product as claimed in claim 1 wherein the pure antioestrogen is a compound of the formula:-

NU-A-X-R¹

wherein NU is 6-hydroxy-2-p-hydroxyphenylnaphth-1-yl and A is -(CH₂)₁₀-, -(CH₂)₁₁- or -(CH₂)₅-(1,4-phenylene)-(CH₂)₂-;

or NU is 1,2,3,4-tetrahydro-6-hydroxy-2-p-hydroxyphenylnaphth-1-yl (either 1RS,2RS or 1RS,2SR isomer), or 1,2,3,4-tetrahydro-6-hydroxy-2-p-hydroxyphenyl-2-methylnaphth-1-yl (either the 1RS,2RS or 1RS,2SR isomer), and A is -(CH₂)₁₀-, -(CH₂)₁₁- or -(CH₂)₄-(1,4-phenylene)-(CH₂)₂-;

or NU is (1RS,2RS)-5-hydroxy-2-p-hydroxyphenylindan-1-yl or (1RS,2RS)-5-hydroxy-2-p-hydroxyphenyl-2-methylindan-1-yl and A is -(CH₂)₁₀-, -(CH₂)₁₁- or -(CH₂)₄-(1,4-phenylene)-(CH₂)₂-;

and wherein XR¹ is -CONR¹R² wherein R² is hydrogen or methyl and R¹ is n-butyl, 1H,1H-heptafluorobutyl, n-pentyl or n-hexyl, or XR¹ is -SR¹, SOR¹ or -SO₂R¹ wherein R¹ is n-pentyl, n-hexyl, 4,4,5,5,5-pentafluoropentyl or 1H,1H,2H,2H,3H,3H-heptafluorohexyl.

4. A process as claimed in claim 1 wherein the oestrogen is oestradiol, oestradiol benzoate, oestradiol valerate or oestradiol undecanoate and the pure antioestrogen is 7 α -[9-(4,4,5,5,5-pentafluoropentylsulphinyl)nonyl]oestra-1,3,5(10)-triene-3,17 β -diol.

5. A process for the manufacture of a product comprising an oestrogen and a pure antioestrogen for simultaneous, sequential or separate use in selective oestrogen therapy of perimenopausal or postmenopausal conditions, which process comprises bringing together said oestrogen and said pure antioestrogen.

6. A pharmaceutical composition comprising a product as claimed in any one of claims 1 to 4 together with a pharmaceutically-acceptable diluent or carrier.

7. The use of a product as claimed in any one of claims 1 to 4 for the manufacture of a new medicament for use simultaneously, sequentially or separately in selective oestrogen therapy of perimenopausal or postmenopausal conditions.

8. A pharmaceutical composition comprising an oestrogen and a pure antioestrogen together with a pharmaceutically-acceptable diluent or carrier.

9. A process for the manufacture of a pharmaceutical composition as claimed in claim 8 which comprises bringing into admixture an oestrogen and a pure antioestrogen together with a pharmaceutically-acceptable diluent or carrier.

10. The use of a pharmaceutical composition as claimed in claim 8 for the manufacture of a new medicament for use in selective oestrogen therapy of perimenopausal or postmenopausal conditions.

Claims for the following Contracting States: GR, ES.

1. A process for the manufacture of a product comprising an oestrogen and a pure antioestrogen for simultaneous, sequential or separate use in selective oestrogen therapy of perimenopausal or postmenopausal condition, which process is characterised by bringing together said oestrogen and said pure antioestrogen.

2. A process for the manufacture of a product comprising an oestrogen and a pure antioestrogen for simultaneous use in selective oestrogen therapy of perimenopausal or postmenopausal conditions, which process is characterised by bringing into admixture said oestrogen and said pure antioestrogen.

3. A process as claimed in claim 1 or claim 2 wherein the pure antioestrogen is N-n-butyl-N-methyl-, N-1H,1H-heptafluorobutyl-N-methyl- or N,N-(3-methylpentamethylene)-11-(3,17 β -dihydroxyoestra-1,3,5(10)-trien-7 α -yl)undecanamide; N-n-butyl- or N-1H,1H-heptafluorobutyl-3-p-[4-(3,17 β -dihydroxyoestra-1,3,5(10)-trien-7 α -yl)butyl]-phenylpropionamide; 7 α -(10-p-chlorophenylthiodecyl)-, 7 α -(10-p-chlorophenylsulphonyldecyl)-, 7 α -[9-(4,4,5,5,5-pentafluoropentylsulphinyl)nonyl]-, 7 α -[10-(4,4,4-trifluorobutylsulphinyl)decyl]- or 7 α -[10-(p-chlorobenzylsulphinyl)decyl]-oestra-1,3,5(10)-triene-3,17 β -diol; or 7 α -(9-n-heptylsulphinyl)nonyl]oestra-1,3,5(10)-triene-3,17 β -diol.

4. A process as claimed in claim 1 or 2 wherein the pure antioestrogen is a compound of the formula: NU-A-X-R¹

wherein NU is 6-hydroxy-2-p-hydroxyphenylnaphth-1-yl and A is -(CH₂)₁₀-, -(CH₂)₁₁-, or -(CH₂)₅-(1,4-phenylene)-(CH₂)₂-;

or NU is 1,2,3,4-tetrahydro-6-hydroxy-2-p-hydroxyphenylnaphth-1-yl (either 1RS,2RS or 1RS,2SR isomer), or 1,2,3,4-tetrahydro-6-hydroxy-2-p-hydroxyphenyl-2-methylnaphth-1-yl (either the 1RS,2RS or 1RS,2SR isomer), and A is -(CH₂)₁₀-, -(CH₂)₁₁- or -(CH₂)₄-(1,4-phenylene)-(CH₂)₂-;

or NU is (1RS,2RS)-5-hydroxy-2-p-hydroxyphenylindan-1-yl or (1RS,2RS)-5-hydroxy-2-p-hydroxyphenyl-2-methylindan-1-yl and A is -(CH₂)₁₀-, -(CH₂)₁₁- or -(CH₂)₄-(1,4-phenylene)-(CH₂)₂-;

and wherein XR¹ is -CONR¹R² wherein R² is hydrogen or methyl and R¹ is n-butyl, 1H,1H-heptafluorobutyl, n-pentyl or n-hexyl, or XR¹ is -SR¹, SOR¹ or -SO₂R¹ wherein R¹ is n-pentyl, n-hexyl, 4,4,5,5,5-pentafluoropentyl or 1H,1H,2H,2H,3H,3H-heptafluorohexyl.

5. A process as claimed in claim 1 or claim 2 wherein the oestrogen is oestradiol, oestradiol benzoate, oestradiol valerate or oestradiol undecanoate and the pure antioestrogen is 7 α -[9-(4,4,5,5,5-pentafluoropentylsulphinyl)nonyl]oestra-1,3,5(10)-triene-3,17 β -diol.

6. A process for the manufacture of a pharmaceutical composition which comprises bringing into admixture a product as defined in any one of claims 1 to 5 together with a pharmaceutically-acceptable diluent or carrier.

5 7. A process for the manufacture of a pharmaceutical composition which comprises bringing into admixture an oestrogen and a pure antioestrogen together with a pharmaceutically-acceptable diluent or carrier.

10

15

20

25

30

35

40

45

50

55



DOCUMENTS CONSIDERED TO BE RELEVANT			
Category	Citation of document with indication, where appropriate, of relevant passages	Relevant to claim	CLASSIFICATION OF THE APPLICATION (Int. Cl. 4)
D,X	EP-A-0 124 369 (IMPERIAL CHEMICAL INDUSTRIES PLC) * Page 15, lines 4-6 * ---	1-10	A 61 K 31/565// (A 61 K 31/565 A 61 K 31:165)
D,X	EP-A-0 138 504 (IMPERIAL CHEMICAL INDUSTRIES PLC) * Page 14, lines 2-5 * ---	1-10	
A	CHEMICAL ABSTRACTS, vol. 109, no. 3, 18th July 1988, page 73, abstract no. 17199p, Columbus, Ohio, US; N. FROEHLANDER et al.: "Growth hormone and somatomedin C during post-menopausal replacement therapy with estrogen alone and in combination with an antiestrogen", & MATURITAS 1988, 9(4), 297-302 * Abstract * -----	1-10	
			TECHNICAL FIELDS SEARCHED (Int. Cl.4)
			A 61 K
The present search report has been drawn up for all claims			
Place of search THE HAGUE		Date of completion of the search 20-09-1989	Examiner BRINKMANN C.
CATEGORY OF CITED DOCUMENTS X : particularly relevant if taken alone Y : particularly relevant if combined with another document of the same category A : technological background O : non-written disclosure P : intermediate document		T : theory or principle underlying the invention E : earlier patent document, but published on, or after the filing date D : document cited in the application L : document cited for other reasons & : member of the same patent family, corresponding document	

EPO FORM 1503 01.82 (06/01)

This Page Is Inserted by IFW Operations
and is not a part of the Official Record

BEST AVAILABLE IMAGES

Defective images within this document are accurate representations of the original documents submitted by the applicant.

Defects in the images may include (but are not limited to):

- BLACK BORDERS
- TEXT CUT OFF AT TOP, BOTTOM OR SIDES
- FADED TEXT
- ILLEGIBLE TEXT
- SKEWED/SLANTED IMAGES
- COLORED PHOTOS
- BLACK OR VERY BLACK AND WHITE DARK PHOTOS
- GRAY SCALE DOCUMENTS

IMAGES ARE BEST AVAILABLE COPY.

**As rescanning documents *will not* correct images,
please do not report the images to the
Image Problem Mailbox.**

27 OCT 1969
MINISTÈRE DE L'INDUSTRIE

SERVICE
de la PROPRIÉTÉ INDUSTRIELLE

BREVET SPÉCIAL DE MÉDICAMENT

P.V. n° 91.773

N° 6.241 M

Classification internationale : A 61 k // C 07 c

Médicament renfermant de la 1.2 α -méthylène-19-nor-testostérone.

Société dite : SCHERING AKTIENGESELLSCHAFT résidant en Allemagne.

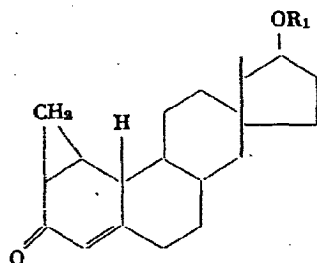
Demandé le 19 janvier 1967, à 15^h 4^m, à Paris.

Délivré par arrêté du 12 août 1968.

(Bulletin officiel de la Propriété industrielle [B.S.M.], n° 38 du 16 septembre 1968.)

(Brevet résultant de la division de la demande de brevet,
P.V. n° 81.067, déposée le 21 octobre 1966.)

La présente invention a pour objet un médicament contenant, comme substance active, la 1.2 α -méthylène-19-nor-testostérone et des esters de ce composé, répondant à la formule générale :



dans laquelle R₁ représente l'hydrogène ou un reste acyle physiologiquement admissible.

Comme restes acyles, on peut envisager tous ceux qui dérivent des acides couramment utilisés pour les estérifications dans la chimie des stéroïdes. Les restes acyles des acides carboxyliques aliphatiques, en particulier ceux ayant de 1 à 12 atomes de carbone, conviennent particulièrement bien. Il est bien entendu que ces acides peuvent être insaturés, ramifiés, polybasiques ou porter les substituants habituels, par exemple des groupe hydroxylés ou amino, ou des atomes d'halogènes. Conviennent également des acides cyclo-aliphatiques, aromatiques, des acides mixtes, aromatiques-aliphatiques ou des acides hétérocycliques, lesquels peuvent également porter des substituants courants. On peut citer, comme acides préférés pour la constitution du reste R₁, par exemple l'acide acétique, l'acide propionique, l'acide oenanthique, l'acide caproïque, l'acide undécylique, l'acide triméthyl-acétique, les acides halogéno-acétiques, l'acide cyclopentyl-propionique, l'acide phényl-acétique, l'acide phénoxy-acétique, les acides dialkyl-amino-

9 210235 7

acétiques, l'acide pipéridine-acétique, l'acide succinique, l'acide benzoïque, etc.

Les composés utilisés de préférence comme substance active présentent les caractéristiques physiques suivantes :

L'acétate de la 1.2 α -méthylène-19-nor-testostérone fond à 134-135,5 °C et présente dans son spectre ultra-violet une extinction ϵ_{241} de 14 400;

Le dichloracétate de la 1.2 α -méthylène-19-nor-testostérone fond à 145-146 °C et présente dans son spectre ultra-violet une extinction ϵ_{240} de 14 500;

Le propionate de la 1.2 α -méthylène-19-nor-testostérone fond à 113-114 °C et présente dans son spectre ultra-violet une extinction ϵ_{240} de 14 300;

L'œnanthate de la 1.2 α -méthylène-19-nor-testostérone se présente sous forme d'huile et il y a dans son spectre ultra-violet une extinction ϵ_{239} de 13 900;

La 1.2 α -méthylène-19-nor-testostérone fond à 219-222 °C et présente dans son spectre ultra-violet une extinction ϵ_{240} de 14 400.

Les substances actives du présent médicament se préparent de préférence conformément à la demande de brevet français n° 81.067 déposée le 21 octobre 1966 au nom de la demanderesse : on introduit de manière connue une double liaison Δ^4 dans des 1.2 α -méthylène-19-nor-3-oxo-stéroïdes, après quoi, si on le désire, on acyle ou on saponifie les produits primaires ainsi obtenus.

Les nouveaux composés se signalent par une remarquable activité anabolisante et simultanément par une dissociation particulièrement favorable entre l'activité anabolisante souhaitée et l'activité androgène secondaire non recherchée, comme le montre le tableau ci-dessous, dans lequel l'acétate de 1.2 α -méthylène-19-nor-testostérone (III) et le propionate de 1.2 α -méthylène-19-nor-testostérone (II) sont comparés au composé étalon bien connu

qu'est le propionate de testostérone (I). Les résultats indiqués dans le tableau ont été déterminés sur le rat castré, après application par voie sous cutanée, conformément à l'essai couramment utilisé pour l'étude des propriétés anabolisantes et androgènes. Dans cet essai, on utilise comme valeur de compa-

raison la dose donnant au releveur de l'anوس (M. levator ani) un poids de 50 mg au moins pour 100 g de poids corporel du rat (activité anabolisante). Comme mesure de l'activité androgène, on a indiqué dans le tableau le poids en mg des vésicules séminales pour 100 g de poids corporel du rat.

TABLEAU

Substance	Dose	Poids du releveur de l'anوس	Poids de vésicules séminales
	(mg)	(mg)	mg
I. Propionate de testostérone.....	1	56	529
II. Propionate de 1.2 α -méthylène-19-nor-testostérone.....	0,1	55	147
III. Acétate de 1.2 α -méthylène-19-nor-testostérone.....	0,3	51	165

Il ressort du tableau que les composés actifs II et III, conformes à l'invention possèdent, par rapport au composé de comparaison I, non seulement un renforcement très considérable et imprévisible de l'activité anabolisante, mais aussi, simultanément, un déplacement extrêmement favorable du rapport entre les activités anabolisante et androgène. A ce déplacement favorable du rapport entre les activités s'ajoute l'avantage supplémentaire que les esters des acides aliphatiques à longue chaîne, comme l'acide œnanthique, présentent une activité anabolisante à effet retard, ce qui est très souhaitable.

Les essais cliniques ont rapporté aux constatations pharmacologiques la confirmation attendue. C'est ainsi qu'on a pu montrer, au moyen de l'étude de bilans métaboliques chez l'homme que, par exemple, le propionate de 1.2 α -méthylène-19-nor-testostérone manifeste, après injection quotidienne en intra-musculaire de 5 à 10 mg, une bonne activité anabolisante. Sous l'action du traitement, il se fixe quotidiennement d'environ 2 à 3 g d'azote de plus que dans la période antérieure à l'institution dudit traitement. Des études effectuées sur l'évolution ultérieure du bilan métabolique il ressort que l'œnanthate présente un effet retard marqué. La toxicité des substances actives est très élignée de la dose thérapeutique qu'on peut pratiquement envisager. On n'a pas observé de phénomènes secondaires, en particulier d'intolérance.

On peut utiliser les nouvelles substances actives dans tous les cas où il est nécessaire de stimuler l'anabolisme des protéines au moyen d'agents à activité anabolisante. On peut citer comme exemples les domaines d'indication suivants : convalescences, atteintes de l'état général, maladies consomptives,

maladies cachectisantes, anorexies, poids insuffisant, épuisements, traitements radiothérapeutiques, anémies, traitements prolongés par les corticoïdes, ostéoporose, affections rénales chroniques, etc.

Les substances actives conformes à la présente invention peuvent être utilisées, en association avec les véhicules bien connus employés en pharmacie galénique, pour la fabrication de médicaments ayant une activité anabolisante, administrables en particulier par voie parentérale mais aussi par voie orale. Parmi les formes de présentation utilisables, on peut citer par exemple des ampoules pour injection par voie intramusculaire.

Les exemples qui suivent ont pour but d'illustrer la présente invention, dont ils ne sauraient en aucune manière limiter la portée.

Exemple 1. — 1 ml correspond à 5 mg de substance active.

On dissout 0,5 g de propionate de 1.2 α -méthylène-19-nor-testostérone dans un mélange d'huile de ricin et de benzoate de benzyle (7 : 3) jusqu'à un volume de 100 ml, on verse dans des ampoules, à raison de 1 ml par ampoule. On stérilise ensuite de manière connue.

Au lieu de benzoate de benzyle, on peut également utiliser l'alcool benzylique.

Exemple 2. — 1 ml correspond à 10 mg de substance active.

On dissout 1 g de propionate de 1.2 α -méthylène-19-nor-testostérone dans un mélange d'huile de sésame et de benzoate de benzyle (7 : 3) jusqu'à un volume de 100 ml, on verse dans des ampoules, à raison de 1 ml par ampoule. On stérilise ensuite de manière connue.

Exemple 3. — 1 ml correspond à 50 mg de substance active.

On dissout 19-nor-testostérone un volume à raison de manière cor

Pour l'usage des capsules

Exemple

d'acétate de Composit

5,000 mg

te

36,000 m

D/

71,565 mg

US

6,000 mg

1,400 mg

0,024 mg

xyb

0,011 mg

xyb

120,000 mg

L'amidon

fine servent

propylique

d'agents de

On prépare

tuelle sur un

[Diamètre

tation; épais

dissociation

1^o Médica

substance de

testostérone

dant à la fo

On dissout 5 g d'œnanthate de 1.2α-méthylène-19-nor-testostérone dans l'huile de sésame jusqu'à un volume de 100 ml, on verse dans des ampoules à raison de 1 ml par ampoule, puis on stérilise de manière connue.

Pour l'utilisation par voie orale, on peut envisager des comprimés, des dragées, des suspensions, des capsules, etc.

Exemple 4. — Comprimés contenant 5 mg d'acétate de 1.2α-méthylène-19-nor-testostérone.

Composition pour un comprimé :

- 5,000 mg d'acétate de 1.2α-méthylène-19-nor-testostérone (micronisé);
- 36,000 mg de lactose (pharmacopée allemande, DAB 6);
- 71,565 mg d'amidon de maïs (pharmacopée USA, USP XVI);
- 6,000 mg de talc (DAB 6);
- 1,400 mg de gélatine blanche (DAB 6);
- 0,024 mg de l'ester méthylique de l'acide p-hydroxybenzoïque (DAB 6, 3^e addition);
- 0,011 mg de l'ester propylique de l'acide p-hydroxybenzoïque (DAB 6, 3^e addition).

120,000 mg

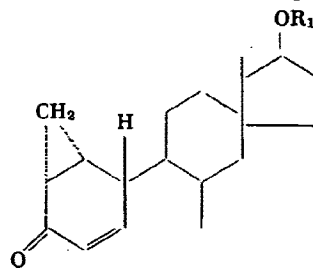
L'amidon de maïs, le lactose, le talc et la gélatine servent de charges, et les esters méthylique et propylique de l'acide o-hydroxy-benzoïque servent d'agents de conservation.

On prépare les comprimés de la manière habituelle sur une presse à comprimés.

[Diamètre : 7 mm avec entaille pour fragmentation; épaisseur : 2,7 à 2,8 mm; dureté : 3 kg; dissociation dans l'eau à 20 °C : une minute].

RÉSUMÉ

1^o Médicament anabolisant renfermant, comme substance active, de la 1.2α-méthylène-19-nor-testostérone et des esters de ce composé, répondant à la formule générale :



dans laquelle :

R₁ représente l'hydrogène ou un reste d'acide physiologiquement admissible;

2^o Des variétés du médicament spécifié sous 1^o, présentant les particularités suivantes, prises séparément ou selon les diverses combinaisons possibles :

- a. Le médicament contient de la 1.2α-méthylène-19-nor-testostérone;
- b. Le médicament contient de l'acétate de 1.2α-méthylène-19-nor-testostérone;
- c. Le médicament contient du dichloracétate de 1.2α-méthylène-19-nor-testostérone;
- d. Le médicament contient du propionate de 1.2α-méthylène-19-nor-testostérone;
- e. Le médicament contient de l'œnanthate de 1.2α-méthylène-19-nor-testostérone;
- f. La substance active est associée à des excipients couramment utilisés en pharmacie galénique;
- g. Le médicament contient la substance active dans les solutions huileuses pour injection;
- h. Le médicament contient d'environ 0,5 à 100 mg de substance active par unité de prise;
- i. Le médicament contient d'environ 0,1 à environ 20 % de substance active.

Société dite : SCHERING AKTIENGESELLSCHAFT

Par procuration :

Jean CASANOVA (Cabinet ARMENCAUD jeune)

AVIS DOCUMENTAIRE SUR LA NOUVEAUTÉ

Documents susceptibles de porter atteinte à la nouveauté du médicament : *néant*.

Documents illustrant l'état de la technique en la matière :

L'article de F. Neumann et collab. paru dans la revue allemande *Arzneimittel-Forschung*, n^o 10, octobre 1965, p. 1168-1170; 1176.

L16 ANSWER 76 OF 81 HCAPLUS COPYRIGHT 2000 ACS
 AN 1971:130391 HCAPLUS
 DN 74:130391
 TI 1,2.alpha.-Methylene-19-nortestosterone pharmaceutical compositions
 PA Schering A.,G.
 SO Fr. M., 3 pp.
 CODEN: FMXXAJ
 DT Patent
 LA French
 IC A61K; C07C
 CC 63 (Pharmaceuticals)
 FAN.CNT 1

PATENT NO.	KIND	DATE	APPLICATION NO.	DATE
------------	------	------	-----------------	------

PI FR—6241		19680916	FR	19670119
------------	--	----------	----	----------

GI For diagram(s), see printed CA Issue.

AB 1,2.alpha.-Methylene-19-nortestosterone esters (I) show good anabolic activity with little androgenic activity, and are useful in stimulating protein anabolism in cases of general convalescence, anorexia, anemia, and general debilitating circumstances. Compns. contg. I are administered i.m. or orally. I (R = Ac) (II) m. 134-5.5.degree.; I (R = COCHCl2) m. 145-6.degree.; I (R = COEt) (III) m. 113-14.degree.; I (R = COC6H13) (IV), oil; I (R = H) m. 219-22.degree.. A soln. for injection contained 0.5 g III in 100 ml of a mixt. of benzyl benzoate and castor oil (3:7), 1 ml being used per injection. An-other contained 5 g IV in 100 ml sesame oil. Tablets each contained 5 mg II with the usual excipients.

ST nortestosterone methylene anabolic

This Page Is Inserted by IFW Operations
and is not a part of the Official Record

BEST AVAILABLE IMAGES

Defective images within this document are accurate representations of the original documents submitted by the applicant.

Defects in the images may include (but are not limited to):

- BLACK BORDERS
- TEXT CUT OFF AT TOP, BOTTOM OR SIDES
- FADED TEXT
- ILLEGIBLE TEXT
- SKEWED/SLANTED IMAGES
- COLORED PHOTOS
- BLACK OR VERY BLACK AND WHITE DARK PHOTOS
- GRAY SCALE DOCUMENTS

IMAGES ARE BEST AVAILABLE COPY.

**As rescanning documents *will not* correct images,
please do not report the images to the
Image Problem Mailbox.**

PATENT SPECIFICATION

817,241



Date of Application and filing Complete Specification: Aug. 21, 1957.

No. 26431/57.

Complete Specification Published: July 29, 1959.



Index at acceptance:—Class 81(1), B2(N: S: Z).

International Classification:—A61k.

COMPLETE SPECIFICATION

Oily Solutions for Parenteral Administration containing Adreno-Cortical Hormones

We, FRANCESCO VISMARA, S.p.A., an Italian Body Corporate, of Casatenovo, Como, Italy, and ALBERTO ERCOLI, an Italian Citizen, of Via Circo 12, Milan, Italy, do hereby declare the invention, for which we pray that a patent may be granted to us, and the method by which it is to be performed, to be particularly described in and by the following statement:—

This invention is concerned with improvements in or relating to pharmaceutical compositions, more particularly with oily solutions for parenteral administration of adreno-cortical hormones.

The preparation of oily solutions of cortical hormones, such as cortisone and hydrocortisone, or of their corresponding Δ^1 -dehydro-derivatives, 9-halogen and/or 6-methyl-derivatives, in sufficiently high concentrations required for many therapeutic purposes has been a problem.

It is well known, in fact, that these hormones, as well as their esters which may be used in therapy, are very sparingly soluble in the oily solvents which are commonly employed as vehicles for parenteral use e.g. olive oil, cottonseed oil, sesame oil, arachis oil or ethyl oleate. For this reason these hormones are usually administered parenterally in aqueous suspension or orally. Both these forms of administration have shown, however, a number of significant disadvantages.

Aqueous suspensions are not always well tolerated. The crystalline deposit is usually absorbed from the site of the injection at too slow a rate. The poor absorption may cause phenomena of local intolerance. Aqueous suspensions may also give rise, especially in prolonged treatments, to irritations at the site of injection, which sometimes form abscesses.

Oral administration does not always assure regularity as well as constancy of action, and does not guarantee a complete uptake of the drug. Furthermore prolonged administration of anti-inflammatory hormones by oral route fre-

quently causes gastritis which may complicate into ulcers which are particularly dangerous because of their silentness.

An object of the present invention is to provide compositions of adreno-cortical hormones in the form of oily solutions, in order to reduce the disadvantages of the two above-mentioned forms of administration.

Another object of the invention is to provide oily solutions with a high hormonal concentration which are of considerable importance in the treatment of certain diseases such as leukemia, where high doses of the hormone are required.

It has now been found that very satisfactory parenterally acceptable solutions of adreno-cortical hormones may be prepared by using esters of ricinoleic acid with certain mono and polyhydric alcohols as solvents; such solutions may of course contain other adjuvants which are not esters but which are parenterally acceptable and pharmaceutically compatible therewith such as antioxidants, wetting and dispersing agents and the like.

According to the present invention there is provided an oily composition adapted for parenteral administration comprising an adreno-cortical hormone in solution in a liquid vehicle consisting of a parenterally acceptable ester of ricinoleic acid with a monohydric or polyhydric alcohol containing two or three carbon atoms per molecule with or without other parenterally acceptable compatible adjuvants which are not esters.

By the term "adreno-cortical hormone" is to be understood steroid compounds having adreno-cortical activity. Such compounds include not only those present in nature but also related compounds which are believed not to be present in nature but which have similar activity to a greater or lesser degree. Thus in addition to including naturally-occurring compounds such as cortisone and hydrocortisone it includes derivatives thereof such as prednisone and prednisolone. Moreover, the term also

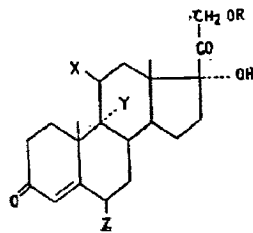
[Price 3s. 6d.]

includes 21-esters of any naturally occurring or synthetic adreno-cortical hormones.

5 Esters of ricinoleic acid with glycerol, propylene glycol or ethyl alcohol are preferred because of their high solubilizing power and of their good local tolerance.

10 The oily solutions according to the invention are well-tolerated, well-absorbed at the site of injection and accompanied by relatively few side-effects, even in cases where high doses are administered. They possess a high therapeutic value which makes them active at small doses not otherwise effective, as, for instance, in the liver glycogen deposition test where, at equal doses, prednisone in an oily solution has been shown to have an activity five times higher than that of the oral form, (that is in order to obtain the same increase in liver glycogen, an oral dose five times higher than that administered parenterally in oily form must be given).

20 Although the adreno-cortical hormone used in the oily composition according to the invention may be any desired such compound it is preferred to use a compound of the general formula:—



where

X is ketonic oxygen or a hydroxyl group,

Y is a hydrogen or a halogen atom,

Z is a hydrogen atom or a methyl group and R is hydrogen or an acyl group or a Δ^1 or a $\Delta^{1:2}$ -dehydro-derivative thereof.

If desired, one may use mixtures of adreno-cortical hormones.

It is preferred that the oily compositions according to the invention should contain the adreno-cortical hormone in an amount from 0.1 to 5% by weight of the liquid vehicle.

The vehicles used in the composition according to the invention can be used either individually or in admixture with other such vehicles in various proportions. These vehicles can also be diluted if desired with a further ester component consisting of a parenterally acceptable ester of an alcohol with a carboxylic acid other than ricinoleic acid, said ester containing at least six carbon atoms per molecule, such as olive oil, sesame oil, ethyl oleate, or benzyl benzoate.

The mixtures, for example with ethyl oleate, have a solubilising power inferior to that of pure ricinoleates; on the other hand, they have the advantage of a lower viscosity, so that injection becomes easier.

Tables 1 and 2 show the solubilities of cortisone, prednisone and prednisolone and of some of their esters in the ricinoleic acid esters as compared with their respective solubilities in olive oil or sesame oil.

TABLE 1

	Cortisone acetate mg/cc	Cortisone trimethylacetate mg/cc	Cortisone oenanthate mg/cc	Cortisone cyclopentylpropionate mg/cc	Cortisone phenylpropionate mg/cc
Olive oil	0.1	0.1	8	3	3
Glyceryl ricinoleate	5	3	60	40	30
Ethyl ricinoleate	3		60	40	26
Glyceryl ricinoleate + Ethyl ricinoleate		2.5 b		40 a	
Glyceryl ricinoleate + Ethyl oleate 1:1	4	2.5	50	30	25

a) = Glyceryl ricinoleate : ethyl ricinoleate = 1 : 1

b) = Glyceryl ricinoleate : ethyl ricinoleate = 1 : 2

TABLE 2

	Prednisone mg/cc	Prednisone acetate mg/cc	Prednisone trimethyl- acetate mg/cc	Prednisone oenanthate mg/cc	Prednisone cyclopentyl- propionate mg/cc	Prednisolone mg/cc	Prednisolone oenanthate mg/cc
Sesame oil	2	2	1	3	2	1	6
Glyceryl ricinoleate	12	10	8	12	10	25	60
Ethyl ricinoleate	10		7			20	40
Glyceryl ricinoleate + Ethyl ricinoleate	8	9	4	10	10		32
Glyceryl ricinoleate + Ethyl oleate 1:1		7	3.8	9	8	16	

817,241

5 The adreno-cortical hormones can be dissolved in the ricinoleic acid esters alone or in admixture with other esters in various proportions as stated above. Moreover different esters of the same hormone or various esters of different hormones can be dissolved simultaneously in the same vehicle or in a mixture of different vehicles. By a suitable mixture of a number of esters of the same hormone or of different hormones, oily compositions can be obtained with a high hormonal concentration.

15 The solutions thus obtained show a substantially normal viscosity after the addition of stabilisers, such as, for example, propylene-glycol or benzyl alcohol and they are practically stable and more advantageous and effective than the aqueous suspensions previously

20 proposed and also than oral therapy. They ensure, in fact, a higher constancy of action with more marked effects and a greater uptake of the drug.

25 Therapy with such oily solutions has given very favourable results. The oily compositions of the cortical hormones and, particularly, those of the anti-inflammatory hormones, have been found to possess a generally superior therapeutic value to that obtained by aqueous suspensions or by the oral route.

30 In most conditions of acute and chronic articular rheumatism, infectious diseases, allergic syndromes etc., injectable preparations have been found to give optimal clinical remissions with doses lower than those normally required by the oral route; for example: 15

40 mgms. of prednisone in oily solution have given results comparable with those obtainable with 20—25 mgms. of the same hormone administered by the oral route. This constitutes an appreciable advantage, even from the economic point of view.

45 The efficacy of the oily solutions can also be shown by the results obtained in the palliative treatments of certain types of neoplastic diseases, which results are quite as encouraging as they are unexpected. The oily solutions of the cortical hormones have proved to be particularly useful in giving some measure of relief in cases of pulmonary carcinoma, prostatic cancer, breast cancer and, though less frequently, in uterine cancer, besides of course in those cases of lymphoma, and leukemia

- group of malignant tumours, where the therapy with cortisone and cortisone-like steroids is already used. In all these cases a rapid improvement is observed in the general conditions of the patient with an increase in appetite and a restoration of the vital forces. The effect of this treatment on pain is also notable; thus the quantity of morphine required can be appreciably reduced and, in some cases, may even not be necessary.
- Although the liquid vehicle used in the compositions according to the invention has been defined in somewhat narrow terms, it should be understood that one may, if desired, add to the composition other pharmacological substances in addition to the adreno-cortical hormones. Substances of this nature include, for example sex hormones and products related to steroid hormones.
- Moreover, one may add to the composition desired pharmaceutically acceptable adjuvants such as antioxidants and conserving or anti-septic agents (such as mono- or polyhydric phenols and ethers thereof) to assist the blending and prolong the stability of the components of the composition.
- In order that the invention may be well understood, the following examples are given by way of illustration only.
- EXAMPLE 1**
- Cortisone trimethylacetate (5 g.) was ground to a fine powder and suspended in a two litre mixture of glyceryl and ethyl ricinoleates. 5 mg./litre of propyl gallate and nordihydroguaiaretic acid (in equal parts) were added. The mixture was heated on a water-bath with occasional shaking of the suspension so as to obtain a clear and homogeneous solution. The resultant solution was then transferred into neutral glass 2 cc ampoules, each ampoule thus containing 5 mg. of cortisone trimethylacetate. The ampoules, sealed under nitrogen, were sterilised at a temperature of 120°C., for 30 minutes. A number of the ampoules were used for biological experiments. The remainder were maintained for some weeks in the ice-chest and then for some months at room temperature. The ampoules thus treated remained perfectly clear and homogeneous, even after many months had elapsed from the date of their preparation. The addition of small crystals of cortisone trimethylacetate failed to cause either opalescence or the formation of a crystalline precipitate.
- The comparison of the biological activity of the oily solution of cortisone trimethylacetate was carried out with an aqueous suspension of cortisone acetate at the same concentration (mg/cc), using the test of the survival of adrenalectomised rats treated with one single injection of the steroid. The test was carried out on male rats, 30 days old and weighing 60 gr each. Bilateral adrenalectomy was carried out under ether narcosis, according to the Grollman's technique. 3—4 hours after the adrenalectomy, the animals were subdivided into two groups of ten animals each. All the animals of one group were treated with one single injection of 2.5 mg of cortisone acetate in aqueous suspension. All the animals of the other group were treated with one single injection of 2.5 mg of cortisone trimethylacetate in oily solution. A third group of ten adrenalectomised animals served as controls. The results obtained are shown in the following table.

40

45

50

55

60

65

70

75

TABLE 3

Days after intervention	Number of living animals		
	Untreated	Treated with 2.5 mg of cortisone acetate in aqueous suspension	Treated with 2.5 mg of cortisone trimethylacetate in oily solution
5	2	10	10
6	0	8	10
7		8	10
8		8	10
9		4	10
10		4	10
11		4	10
12		2	7
13		0	7
14			6
15			3
16			2

EXAMPLE 2

Cortisone oenanthate (500 g., m.p. 138—140°C.), cortisone cyclopentylpropionate (300 g., m.p. 154—156°C.) and cortisone phenylpropionate (200 g., m.p. 173—175°C.) were suspended in a 20 litre mixture of glyceryl triricinoleate and ethyl oleate (1:1), containing nordihydroguaiaretic acid in the proportion of 10 mg/litre. The mixture was stirred mechanically, the internal temperature being kept at 100°C so as to obtain a clear and homogeneous solution. This solution was then introduced into 2 cc. ampoules, so that each one contained exactly 100 mg of the mixture of the cortisone esters (50 mg/cc). The ampoules, sealed under nitrogen, were sterilised at a temperature of 120°C for about 30 minutes. With the exception of some of these ampoules, which were used for biological experiments, the remainder were maintained for a few weeks, at about 0°C in an ice-chest, then for some months at room temperature. None of the ampoules thus treated showed any turbidity or precipitate even a few months after the date of their preparation.

EXAMPLE 3

A mixture of cortisone trimethylacetate (100 g., m.p. 260—262°C.), dehydrocorticosterone trimethylacetate (100 g., m.p. 186—187°C.) and desoxycorticosterone trimethylacetate (100

g., m.p. 200—202°C.) was dissolved at a temperature of about 80°C, in a 40 litre solution of ethyl ricinoleate diluted with 10% of ethyl oleate and containing, in the proportion of 8 mg/litre, nordihydroguaiaretic acid and propyl gallate in equal parts.

The clear solution was then introduced into 4000 containers of 10 cc. capacity so that each contained 75 mg of the active substances (7.5 mg/cc). This oily solution is very efficient in the treatment of Addisonians and in adrenocortical deficiencies.

EXAMPLE 4

Prednisone oenanthate (30 g., m.p. 176—178°C.) was admixed with 2.5 litres of a propylenyl ricinoleate solution containing propyl gallate in the proportion of 8 mg/litre in a 5-litre neutral glass flask. The flask was heated on a water-bath, the suspension being occasionally shaken and the temperature slowly raised until dissolution was complete. The clear and homogeneous solution thus obtained was introduced into 2 cc. ampoules so that each ampoule contained exactly 24 mg. of prednisone oenanthate. The ampoules were closed in a nitrogen atmosphere, sterilised and then maintained for some weeks in the ice-chest. The solution inside the ampoules remained quite clear and homogeneous and was practically uncongealable.

In the same way, prednisone cyclopentylpropionate (75 g., m.p. 188—190°C) were dissolved in 7.5 litres of a mixed solution of glyceryl and ethyl ricinoleates, to which had been added, in the proportion of 5 mg./litre, nordihydroguaiaretic acid. The solution thus obtained was introduced into 10 cc. containers. (Each container thus contained 100 mg of prednisone cyclopentylpropionate). A few months after the date of preparation the solution inside the containers was still perfectly homogeneous. There was no formation of any precipitate, even after the addition of seed crystals of prednisone cyclopentylpropionate.

In the same manner as above prednisone was dissolved in a mixture of glyceryl and ethyl

ricinoleates (1:1). The biological activity of the prednisone, administered parenterally, in oily solution, was compared with that of prednisone administered orally. The comparison was carried out on albino rats and the action on thymus, adrenals and body weight was observed.

The liposoluble prednisone was administered in doses of 50—100—200—400 γ and the orally administered prednisone in doses of 100—200—400—600—1000 γ . This treatment was continued for five consecutive days; on the 6th day the animals were sacrificed; the adrenals and thymus were removed and weighed immediately. The results are shown in the table below.

TABLE 4

Treatment	Animals No.	Body weight change %	Adrenals weight mg	Thymus weight mg
Controls	31	107.7 \pm 1.26	13.1 \pm 0.36	89.4 \pm 4.79
Prednisone i.m.				
400 \times 5	12	85.2 \pm 1.29	7.7 \pm 0.21	16.1 \pm 0.26
200 \times 5	23	90.2 \pm 2.92	8.9 \pm 0.37	22.3 \pm 1.17
100 \times 5	12	103.8 \pm 3.10	11.6 \pm 0.60	36.9 \pm 5.19
50 \times 5	6	102.6 \pm 2.92	13.1 \pm 0.54	57.7 \pm 6.08
Prednisone per os				
1000 \times 5	6	106.1 \pm 2.23	11.0 \pm 0.81	23.1 \pm 1.95
600 \times 5	6	105.6 \pm 2.50	13.0 \pm 0.44	41.0 \pm 2.59
400 \times 5	12	108.4 \pm 2.69	12.4 \pm 0.56	43.2 \pm 4.12
200 \times 5	19	109.3 \pm 1.44	12.8 \pm 0.88	51.6 \pm 3.74
100 \times 5	6	104.8 \pm 2.23	13.6 \pm 0.89	50.0 \pm 6.16

These results show that, with regard to the activity on thymus, adrenals and body weight, the prednisone preparation in oily solution administered intramuscularly is much more active than the orally administered prednisone.

EXAMPLE 5

Hydrocortisone acetate (15 g., m.p. 219—220°) was dissolved by heating in 1.5 litres of propylenyl ricinoleate, prepared by esterification of ricinoleic acid with propylene glycol. The solution (containing 10 mg of hydrocortisone acetate per cc) was introduced into 2 cc ampoules which were then sealed under vacuum and sterilized in an autoclave.

The ampoule solution was biologically tested

—after diluting 1:10 with sesame oil—for its effects on the survival of adrenalectomised rats and it was found to be very effective.

EXAMPLE 6

Prednisolone (100 g., m.p. 240—242°C) was dissolved by heating in a mixture of ethyl ricinoleate and ethyl oleate (1:1) to give a concentration of 15 mg/cc. Multidose containers (10 cc.) were filled with this solution in the usual manner, sealed and sterilised.

This oily solution of prednisolone was used to treat a number of cases of malignant neoplasia. Tumours of the breast, tumours of the uterine portio and of the skin and primitive tumours of the bone were treated. Subjective

improvements were observed for two or three months. The patients reported a definite feeling of well-being, disappearance of pain, increase in appetite, and euphoria. The oily solution of prednisolone was well tolerated, well absorbed at the site of injection, and accompanied by no undesirable side-effects, even in cases where high doses were administered.

EXAMPLE 7

In the same manner as in Examples 1—6, oily solutions for use in parenteral administration were prepared with other steroids using glyceryl, propylenyl and ethyl ricinoleates singly and in admixture as the liquid vehicle.

Among the steroids made up into such preparations were 9 α -fluoro derivatives of prednisone and prednisolone and their corresponding $\Delta^1:4$ -dehydro or 6-methyl derivatives, i.e.: 9 α -fluoro - $\Delta^1:4$ - pregnadiene - 11 β :17 α :21-triol-3:20-dione; $\Delta^1:4:6$ - pregnatriene - 11 β :17 α :21 - triol - 3:20 - dione; 9 α -fluoro- $\Delta^1:4:6$ -pregnatriene - 11 β :17 α :21 - triol - 3:20-dione; 9 α - fluoro - 6 - methyl - $\Delta^1:4$ - pregnadiene-11 β :17 α :21-triol-3:20-dione.

EXAMPLE 8

Prednisone trimethylacetate (8 g.) was ground to a fine powder and suspended in a two litre mixture of glyceryl and ethyl ricinoleates, 5 mg/litre of propyl gallate and nordihydroguaiaretic acid (in equal parts) were then added. The mixture was heated on a water-bath, the suspension being occasionally shaken and the temperature slowly raised until a clear and homogeneous solution was obtained. This solution was then transferred into neutral glass 2 cc ampoules, each ampoule thus having 8 mg. of prednisone trimethylacetate. The ampoules, sealed under nitrogen and sterilised, were maintained for some weeks in an ice-chest and then for some months at room temperature. The ampoules thus treated remained perfectly clear and homogeneous, even after many months had elapsed from the date of their preparation. Even the addition of small crystals of prednisone trimethylacetate caused neither opalescence nor crystalline precipitation.

The biological activity of prednisone trimethylacetate in the above vehicle was compared to that of the prednisone orally administered. On the turpentine granuloma test prednisone trimethylacetate in oily solution showed an antiinflammatory power clearly superior to that of the prednisone, administered by oral route.

EXAMPLE 9

Prednisone trimethylacetate (35 g., m.p. 274—278°C.), prednisone oenanthate (80 g., m.p. 176—178°C.) and prednisone cyclopentylpropionate (75 g., m.p. 188—190°C.) were suspended in a 10 litre mixture of glyceryl triricinoleate and ethyl oleate (1:1), containing nordihydroguaiaretic acid in the proportion of 10 mg/litre. The mixture was

stirred mechanically, the internal temperature being kept at 100°C. so as to obtain a clear and homogeneous solution. This solution was then introduced into 2 cc. ampoules, so that each contained exactly 38 mg of the mixture of the prednisone esters (19 mg/cc.). The ampoules, sealed under nitrogen, were sterilised at a temperature of 120°C for about 30 minutes. After a few weeks at about 0°C. they were maintained for some months at room temperature. None of the ampoules thus-treated showed any turbidity or precipitate even a few months after the date of their preparation.

The oily solution of the prednisone esters was biologically tested—after a dilution 1:10 with sesame oil—for its effects on the survival of the adrenalectomised rats and it was found to be very effective.

EXAMPLE 10

A mixture of prednisone trimethylacetate (15 g.), prednisolone trimethylacetate (55 g.) and 9 α -fluoro-prednisolone trimethylacetate (30 g.) was dissolved, at a temperature of about 80°C., in a 5 litre solution of ethyl ricinoleate containing 10% of ethyl oleate and nordihydroguaiaretic acid and propyl gallate, in equal parts, in the proportion of 8 mg/litre.

The clear solution was then introduced into 500 containers of 10 cc. each, so that each contained 200 mg. of the trimethylacetate mixture.

In the same manner, prednisone oenanthate (20 g.) and prednisolone oenanthate (80 g.) were dissolved in a 2 litre solution of glyceryl ricinoleate (50 mg/cc).

EXAMPLE 11

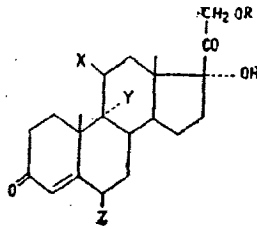
Prednisone (4 g.) and prednisolone (8 g.) were dissolved by heating in 500 cc. of propylenyl ricinoleate, prepared by the esterification of ricinoleic acid with propylene glycol. The solution thus prepared (containing 24 mg/cc of hormones mixture) was assayed on the spontaneous mammary tumour of mice. In several cases a temporary inhibition or retardation of the growth, and also hardening of the tumour was observed.

WHAT WE CLAIM IS:—

1. An oily composition adapted for parenteral administration comprising an adreno-cortical hormone as herein defined in solution in a liquid vehicle consisting of a parenterally acceptable ester of ricinoleic acid with a monohydric or polyhydric alcohol containing two or three carbon atoms per molecule with or without other parenterally acceptable compatible adjuvants which are not esters.

2. An oily composition as claimed in claim 1 in which said alcohol is ethyl alcohol, propylene glycol or glycerol.

3. An oily composition as claimed in claim 1 or 2 in which said adreno-cortical hormone is one having the general formula:—



where

- X is ketonic oxygen or a hydroxyl group
 Y is hydrogen or a halogen atom
 5 Z is a hydrogen atom or a methyl group and
 R is hydrogen or an acyl group or a Δ^1 or a
 $\Delta^{1,4}$ -dehydro-derivative thereof.
 4. An oily composition as claimed in any
 of the preceding claims in which a mixture
 10 of adreno-cortical hormones is used.
 5. An oily composition as claimed in any
 of the preceding claims in which a mixture of
 said ricinoleic esters is used.
 15 6. A modification of an oily composition as
 claimed in any of the preceding claims in
 which the liquid vehicle also contains a further
 ester component consisting of a parenterally

acceptable ester of an alcohol with a carb-
 oxylic acid other than ricinoleic acid, said
 ester containing at least six carbon atoms per
 molecule. 20

7. An oily composition as claimed in claim
 6 in which said ester is olive oil, sesame oil,
 ethyl oleate or benzyl benzoate. 25

8. A composition as claimed in any of the
 preceding claims in which pharmacologically
 active substances other than adreno-cortical
 hormones are present. 25

9. An oily composition as claimed in any
 of the preceding claims containing an anti-
 oxidant. 30

10. An oily composition as claimed in any
 of the preceding claims in which the adreno-
 cortical hormone is used in an amount of 0.1
 to 5% by weight of the liquid vehicle. 35

11. An oily composition substantially as
 herein described with reference to any of the
 examples.

For the Applicants,
 FRANK B. DEHN & CO.,
 Chartered Patent Agents,
 Kingsway House, 103, Kingsway,
 London, W.C.2.

Leamington Spa: Printed for Her Majesty's Stationery Office, by the Courier Press.—1959.
 Published by The Patent Office, 25, Southampton Buildings, London, W.C.2, from which
 copies may be obtained.

This Page Is Inserted by IFW Operations
and is not a part of the Official Record

BEST AVAILABLE IMAGES

Defective images within this document are accurate representations of the original documents submitted by the applicant.

Defects in the images may include (but are not limited to):

- BLACK BORDERS
- TEXT CUT OFF AT TOP, BOTTOM OR SIDES
- FADED TEXT
- ILLEGIBLE TEXT
- SKEWED/SLANTED IMAGES
- COLORED PHOTOS
- BLACK OR VERY BLACK AND WHITE DARK PHOTOS
- GRAY SCALE DOCUMENTS

IMAGES ARE BEST AVAILABLE COPY.

**As rescanning documents *will not* correct images,
please do not report the images to the
Image Problem Mailbox.**

PATENT SPECIFICATION (11) 1 569 286

1 569 286

- (21) Application No. 44625/76 (22) Filed 27 Oct. 1976 (19)
(31) Convention Application No. 2548413 (32) Filed 27 Oct. 1975 in
(33) Fed. Rep of Germany (DE)
(44) Complete Specification Published 11 Jun. 1980
(51) INT. CL.³ A61K 31/56
(52) Index at Acceptance
A5B 823 835 L



(54) OILY DEPOT SOLUTIONS OF GESTAGENS FOR INTRAMUSCULAR INJECTION

(71) We, SCHERING AKTIENGESELLSCHAFT, a Body Corporate organised according to the laws of Germany, of Berlin and Bergkamen, Germany, do hereby declare the invention, for which we pray that a patent may be granted to us, and the method by which it is to be performed, to be particularly described in and by the following statement:-

5 The present invention is concerned with oily unsaturated depot solutions of gestagens, as hereinafter defined, for intramuscular injection and with their manufacture and use. 5

Depot preparations capable of being used for injection have already been known. As compared with preparations capable of being used for oral administration, they have the advantage that a single injection is sufficient for one or more months, whereas, for example, tablets must be taken daily. A depot effect is often brought about by adding the active substance to a carrier substance that slowly releases the active substance. An additional depot effect can be achieved by using a derivative of the active substance that decomposes to the active substance only in the body. 10

Depot preparations of gestagenic substances are used, for example, as contraceptive agents. Thus, for example, an oily solution of 17 α -ethynyl-19-nor-testosterone oenanthate (norethisterone oenanthate) has been a clinically approved depot contraceptive for some years. At a dosage of 200 mg in 1 ml of castor oil/benzyl benzoate (6:4) the action lasts for 12 weeks. However, it has been found that the number of pregnancies is somewhat greater than in the case of taking oral tablets daily, and that undesired pregnancies occur especially shortly before the end of the injection-period. Moreover, it has been desired to obtain an action lasting for 13 weeks (3 months) because then the application-period can be calculated more easily in relation to the menstrual cycle. 15

It has now been found that a lengthening of the depot effect occurs when the volume of the injection solution is increased, while retaining the quantity of gestagen to be administered. 20

Female beagle hounds weighing about 13 kg were each injected simultaneously in the right and left M. gluteus with 200 mg of 14,15-³H-marked norethisterone oenanthate and 4-¹⁴C-marked norethisterone oenanthate, respectively, in 1.8 ml and in 0.6 ml of castor oil/benzyl benzoate (6:4). During 13 weeks the ¹⁴C- and ³H-activity in the blood, plasma, urine and faeces was measured. The separation of the marked substances in proportion to the release from the depot showed up to 7 weeks after application no systematic difference between the selected volumes of application. There was found only a very small percentage reduction in the release during the initially high rates of release from the larger volumes. From the 8th week onwards the quantities of the marking applied with the larger volumes predominated. In the 13th week after application the release from the injection-volumes was increased in favour of the 1.8 ml solution by three and a half times, that is to say, in the 13th week there was observed, as compared with the smaller volumes, a rate of release about 3.5 times higher. 25

The measured quantities for the 13th week are given in the accompanying drawing. It could not have been foreseen that, by increasing the volume of the solution while using the same quantity of gestagen, after intramuscular injection a retarded release of gestagen and therewith a lengthening of the duration of action would occur. 30

Owing to the lengthening of the period of action by increasing the injection-volume, a quantity of 200 mg of norethisterone oenanthate is sufficient for a reliable protection against conception for 3 months in women of child-bearing age. For a shorter or longer 35 40 45

period than 3 months smaller or larger quantities, respectively, of the gestagen are required. Generally, 50 to 500 mg. and preferably 200 to 400 mg. of norethisterone oenanthate, or corresponding quantities of another appropriate depot gestagen, are used in 1 to 6 ml. and preferably 2 to 4 ml. of oily solution. Lengthening of the period of action occurs even with a small increase in the volume; however, an advantageous increase in the volume of solvent is one and a half to three times (that is the concentration of active substance is 1/3 to 2/3 of that normally employed). A greater increase in the volume of solvent is basically possible within the scope of the present invention, but it is not recommended because such large volumes applied intramuscularly lead to trouble.

The present invention accordingly provides an oily solution of a gestagen, as hereinafter defined, the solution being suitable for use as a depot preparation by intramuscular injection and containing the gestagen in a maximum concentration as hereinafter defined.

The gestagen is understood herein to exclude any one of the following compounds, namely progesterone, 17 α -hydroxy-progesterone and esters of 17 α -hydroxy-progesterone.

The maximum concentration of the gestagen in the oily solution is understood herein to be a concentration having a gestagenic activity, as measured by its effect on the cervical mucus of a human female, corresponding to the gestagenic activity of substantially 133.33 mg per ml of norethisterone oenanthate in the same solvent.

The gestagen is advantageously present in a concentration that is 1/3 to 2/3 of the concentration of the gestagen normally used in an oily solution suitable for use as a depot preparation by intramuscular injection. In other words, a "preferred range of concentration" for the gestagen in the oily solution is a concentration having a gestagenic activity, as measured by its gestagenic effect on the cervical mucus of a human female, corresponding to the gestagenic activity of substantially 66.67 to 133.33 mg per ml of norethisterone oenanthate in the same solvent.

There are a number of properties of the cervical mucus of a human female affected by the administration of a gestagen which are well known to the gynaecologist, so that one or more such parameters can be used to correlate the gestagenic effect.

Gestagens are also known as gestogens, progestins, progestogens and progestational substances.

The present invention also provides a process for the manufacture of an oily solution of the present invention, wherein the gestagen is dissolved in an amount of the solvent sufficient to form a substantially saturated solution of the gestagen, the resulting solution is diluted with a further amount of the solvent and the resulting diluted solution is filtered under sterile conditions, and, if desired, the resulting solution is introduced into at least one ampoule under aseptic conditions and sterilized. The ampoule may have a capacity of 1, 2, 3 or 4 ml.

As gestagens there come into consideration one or more of these compounds that themselves, owing to their chemical structure, already display a protracted action when injected intramuscularly and for which, owing to their spectrum of action, a long lasting treatment is indicated. Such compounds are, for example, lipophilic steroid hormones and in this case especially steroid alcohols in the form of their esters. Oily solutions of these steroids having a gestagenic activity may be used, for example, for the control of fertility in human beings and animals or the treatment of menopausal complaints in women.

As gestagenic steroid hormones (gestagens) there may be mentioned, for example, esters of 19-nor-17-hydroxy-progesterone, and also esters of 17-hydroxy-progesterone derivatives, for example 17-esters of 6 α -methyl-17-hydroxy-progesterone, 6-methyl-6-dehydro-17-hydroxy-progesterone, 6-chloro- or 6-fluoro-6-dehydro-17-hydroxy-progesterone, 6-chloro- or 6-fluoro-6-dehydro-16 α -methyl-17-hydroxy-progesterone, 6,16 α -dimethyl-6-dehydro-17-hydroxy-progesterone, 1 α ,2 α -methylene-6-chloro- or -6-fluoro-6-dehydro-17-hydroxy-progesterone or also esters of 17 α -ethynyl-19-nor-testosterone, 17 α -ethynyl-18-methyl-19-nor-testosterone, 17 α -ethynyl- Δ^4 -oestrene-3,17 β -diol or 17 α -ethynyl- Δ^4 -oestren-17 β -ol. The gestagenic steroid hormone is advantageously 17 α -ethynyl-19-nor-testosterone oenanthate.

The esters are derived from acids, for example carboxylic acids, capable of forming physiologically tolerable esters. Preferred are the esters of organic carboxylic acids containing at least 4 carbon atoms. The acids may belong to the aliphatic, cycloaliphatic, aromatic, aromatic-aliphatic or heterocyclic series. These acids may also be unsaturated and/or di- or poly-basic and/or substituted in the usual manner. As examples of substituents there may be mentioned alkyl, hydroxyl, alkoxy, oxo or amino groups or halogen atoms. There may be mentioned, for example, the following esters: butyrates, valerates, caproates, oenanthates, pelargonates, undecanoates, benzoates, β -cyclopentylpropionates and phenylacetates.

A 3-keto group present in the steroid hormone may be functionally converted and present, for example, as an enol-ester or enol-ether group. In the case of an enol-ester

are
one
d in
ion
the
tive
of
not

fter
ular
ed.
nds.
ne.
n to
ical
3.33

the
spot
tra-
as
ling
one

the
ore

onal

n of
vent
on is
ered
one
2.3

that
hen
sting
and
hese
ty in

sters
riva-
dro-
6-
yl-6-
-17-
l-18-
-Δ-
nor-

ming
acids
atic,
ated
ents
oms.
ates.
ates

and
ester

5
10
15
20
25
30
35
40
45
50
55
60
65

5
10
15
20
25
30
35
40
45
50
55

5
10
15
20
25
30
35
40
45
50
55

group there also come into consideration the ester groups already mentioned above, but also acetates and propionates. In the case of an enol-ether group, the ether residue may be, preferably, a lower alkyl group, for example a methyl or ethyl group. Also suitable are cycloalkyl groups, for example a cyclopentyl or cyclohexyl group.

The effective dose of the gestagen in the oily solutions of the present invention depends on the purpose of the treatment, on the nature of the active substance and the desired duration of the action. It is, for example, for 17α-ethynyl-19-nor-testosterone oenanthatate in the control of fertility in women for 3 months 200 mg. Instead of 17α-ethynyl-19-nor-testosterone oenanthatate, there may be used comparable depot gestagens. The quantity of comparable gestagens administered and the frequency of their administration may be such that their gestagenic activity, as measured, for example, by their effect on the cervical mucus of a human female, corresponds to that produced by the administration of 200 mg of 17α-ethynyl-19-nor-testosterone oenanthatate every three months.

The volumes intramuscularly injected of the oily solutions of the present invention are normally 1 to 6 ml. The oily solutions are thus advantageously made up in unit dosage form, each dosage unit having a volume within the range of from 1 to 6 ml, for example a volume of 1, 2, 3 or 4 ml. Each dosage unit may be contained in an ampoule.

It is advantageous for every 1 to 6 ml of the oily solutions of the present invention to contain 50 to 500 mg of the gestagen, and more especially for every 2 to 4 ml of the solutions to contain 200 to 400 mg of the gestagen.

As oily solvents there are suitable those known to the expert for such purposes, for example sesame oil and castor oil. For increasing the solubility of the gestagen there may be added to the oily solvents solubilizers, for example benzyl benzoate or benzyl alcohol. In addition to those mentioned above other vegetable oils, for example linseed oil, cottonseed oil, sunflower oil, ground nut oil, olive oil and wheat oil, may be used. Also suitable are synthetic oils, for example polyethylene glycol, triglycerides of higher saturated fatty acids and monoesters of higher fatty acids. A mixture of castor oil/benzyl benzoate in the ratio by volume of 6:4 is preferred as solvent.

As indicated above, the oily solutions of the present invention can be used as contraceptives.

The present invention accordingly further provides a method of contraception, wherein there is administered by intramuscular injection in a contraceptive dose to a female mammal, advantageously a female of the human species, an oily solution of a gestagen, as hereinbefore defined, the solution being suitable for use as a depot preparation by intramuscular injection and containing the gestagen in a maximum concentration as hereinbefore defined.

The various details of the oily solutions of the present invention discussed above also, of course, apply to the oily solutions used in the method of contraception of the present invention. Thus, for example, an advantageous embodiment of the method of contraception of the present invention is the administration by intramuscular injection to a human female every 13 weeks of 1 to 6 ml of the oily solution, the 1 to 6 ml containing 50 to 500 mg of the gestagen, and preferably of 2 to 4 ml of the oily solution, the 2 to 4 ml containing 200 to 400 mg of the gestagen.

The present invention further provides a contraceptive pack which comprises an oily solution of a gestagen, as hereinbefore defined, together with instructions, the instructions requiring the administration by intramuscular injection of the solution in a contraceptive dose to a female mammal, advantageously a female of the human species, and the solution being suitable for use as a depot preparation by intramuscular injection and containing the gestagen in a maximum concentration as hereinbefore defined.

The various details of the oily solutions of the present invention discussed above further apply to the oily solutions contained in the contraceptive packs of the present invention. Thus, the instructions in the packs advantageously require that there is administered to a human female every 13 weeks 1 to 6 ml of the oily solution, the 1 to 6 ml containing 50 to 500 mg of the gestagen, and preferably 2 to 4 ml of the oily solution, the 2 to 4 ml containing 200 to 400 mg of the gestagen.

The following Examples illustrate the invention:-

Example 1

2000 mg of 17 α -ethynyl-19-nor-testosterone oenanthate were dissolved in a mixture of castor oil/benzyl benzoate (6:4 by volume), and the solution was then made up with a further amount of the same solvent to 20 ml. The solution was filtered under sterile conditions, and was introduced in the usual manner into 2 ml-ampoules under aseptic conditions. The ampoules were finally sterilized for 2 hours at 120°C.

Example 2

2000 mg of 17 α -ethynyl-19-nor-testosterone oenanthate were dissolved in a mixture of castor oil/benzyl benzoate (6:4 by volume), and the solution was then made up with a further amount of the same solvent to 30 ml. The solution was filtered under sterile conditions, and was introduced in the usual manner into 3 ml-ampoules under aseptic conditions. The ampoules were finally sterilized for 2 hours at 120°C.

WHAT WE CLAIM IS:-

1. An oily solution of gestagen, as hereinbefore defined, the solution being suitable for use as a depot preparation by intramuscular injection and containing the gestagen in a maximum concentration as hereinbefore defined.
2. A solution as claimed in claim 1, wherein the gestagen is present in a preferred range of concentration as hereinbefore defined.
3. A solution as claimed in claim 1 or 2, which contains as the solvent a mixture of castor oil and benzyl benzoate.
4. A solution as claimed in claim 3, wherein the castor oil and benzyl benzoate are present in the mixture in the ratio by volume of 6:4.
5. A solution as claimed in any one of claims 1 to 4, wherein the gestagen is at least one lipophilic steroid.
6. A solution as claimed in claim 5, wherein the lipophilic steroid is a physiologically tolerable carboxylic acid ester of a steroid alcohol.
7. A solution as claimed in claim 6, wherein the carboxylic acid contains at least 4 carbon atoms.
8. A solution as claimed in any one of claims 1 to 7, wherein the gestagen is an ester of 19-nor-17-hydroxy-progesterone, 6 α -methyl-17-hydroxy-progesterone, 6-methyl-6-dehydro-17-hydroxy-progesterone, 6-chloro- or 6-fluoro-6-dehydro-17-hydroxy-progesterone, 6-chloro- or 6-fluoro-6-dehydro-16 α -methyl-17-hydroxy-progesterone, 6,16 α -dimethyl-6-dehydro-17-hydroxy-progesterone, 1 α ,2 α -methylene-6-chloro- or 6-fluoro-6-dehydro-17-hydroxy-progesterone, 17 α -ethynyl-19-nor-testosterone, 17 α -ethynyl-18-methyl-19-nor-testosterone, 17 α -ethynyl- Δ^4 -oestrene-3,17 β -diol or 17 α -ethynyl- Δ^4 -oestren-17 β -ol.
9. A solution as claimed in claim 8, wherein the gestagen is 17 α -ethynyl-19-nor-testosterone oenanthate.
10. A solution as claimed in any one of claims 1 to 9, wherein every 1 to 6 ml of the solution contains 50 to 500 mg of the gestagen.
11. A solution as claimed in claim 10, wherein every 2 to 4 ml of the solution contains 200 to 400 mg of the gestagen.
12. A solution as claimed in any one of claims 1 to 11, which is in unit dosage form.
13. A solution as claimed in claim 12, wherein each dosage unit has a volume within the range of from 1 to 6 ml.
14. A solution as claimed in claim 13, wherein each dosage unit has a volume of 1, 2, 3 or 4 ml.
15. A solution as claimed in any one of claims 12 to 14, wherein each dosage unit is contained in an ampoule.
16. A solution as claimed in claim 1 having a composition substantially as described in Example 1 or 2 herein.
17. A process for the manufacture of an oily solution as claimed in any one of claims 1 to 16, wherein the gestagen is dissolved in an amount of the solvent sufficient to form a substantially saturated solution of the gestagen, the resulting solution is diluted with a further amount of the solvent and the resulting diluted solution is filtered under sterile conditions, and, if desired, the resulting solution is introduced into at least one ampoule under aseptic conditions and sterilized.
18. A process as claimed in claim 17, conducted substantially as described in Example 1 or 2 herein.
19. A method of contraception, wherein there is administered by intramuscular injection in a contraceptive dose to a female mammal an oily solution of a gestagen, as hereinbefore defined, the solution being suitable for use as a depot preparation by

intramuscular injection and containing the gestagen in a maximum concentration as hereinbefore defined.

20. A method as claimed in claim 19, wherein the gestagen is present in the oily solution in a preferred range of concentration as hereinbefore defined.

21. A method as claimed in claim 19 or 20, wherein the oily solution contains as the solvent a mixture of castor oil and benzyl benzoate.

22. A method as claimed in claim 21, wherein the castor oil and benzyl benzoate are present in the mixture in the ratio by volume of 6:4.

23. A method as claimed in any one of claims 19 to 22, wherein the gestagen is a physiologically tolerable, lipophilic carboxylic acid ester of a steroid alcohol.

24. A method as claimed in claim 23, wherein the carboxylic acid contains at least 4 carbon atoms.

25. A method as claimed in any one of claims 19 to 24, wherein the gestagen is an ester of 19-nor-17-hydroxy-progesterone, 6 α -methyl-17-hydroxy-progesterone, 6-methyl-6-dehydro-17-hydroxy-progesterone, 6-chloro- or 6-fluoro-6-dehydro-17-hydroxy-progesterone, 6-chloro- or 6-fluoro-6-dehydro-16 α -methyl-17-hydroxy-progesterone, 6,16 α -dimethyl-6-dehydro-17-hydroxy-progesterone, 1 α -2 α -methylene-6-chloro- or -6-fluoro-6-dehydro-17-hydroxy-progesterone, 17 α -ethynyl-19-nor-testosterone, 17 α -ethynyl-18-methyl-19-nor-testosterone, 17 α -ethynyl- Δ^4 -oestrene-3,17 β -diol or 17 α -ethynyl- Δ^4 -oestren-17 β -ol.

26. A method as claimed in claim 25, wherein the gestagen is 17 α -ethynyl-19-nor-testosterone oenanthate.

27. A method as claimed in any one of claims 19 to 26, wherein the female mammal is a female of the human species.

28. A method as claimed in claim 27, wherein there is administered to the human female every 13 weeks 1 to 6 ml of the oily solution, the 1 to 6 ml containing 50 to 500 mg of the gestagen.

29. A method as claimed in claim 28, wherein there is administered to the human female every 13 weeks 2 to 4 ml of the oily solution, the 2 to 4 ml containing 200 to 400 mg of the gestagen.

30. A method as claimed in claim 29, wherein there is administered to the human female every 13 weeks the contents of an ampoule having a composition substantially as described in Example 1 or 2 herein.

31. A contraceptive pack which comprises an oily solution of a gestagen, as hereinbefore defined, together with instructions, the instructions requiring the administration of intramuscular injection of the solution in a contraceptive dose to a female mammal and the solution being suitable for use as a depot preparation by intramuscular injection and containing the gestagen in a maximum concentration as hereinbefore defined.

32. A pack as claimed in claim 31, wherein the gestagen is present in the oily solution in a preferred range of concentration as hereinbefore defined.

33. A pack as claimed in claim 31 or 32, wherein the oily solution contains as the solvent a mixture of castor oil and benzyl benzoate.

34. A pack as claimed in claim 33, wherein the castor oil and benzyl benzoate are present in the mixture in the ratio by volume of 6:4.

35. A pack as claimed in any one of claims 31 to 34, wherein the gestagen is a physiologically tolerable, lipophilic carboxylic acid ester of a steroid alcohol.

36. A pack as claimed in claim 35, wherein the carboxylic acid contains at least 4 carbon atoms.

37. A pack as claimed in any one of claims 31 to 36, wherein the gestagen is an ester of 19-nor-17-hydroxy-progesterone, 6 α -methyl-17-hydroxy-progesterone, 6-methyl-6-dehydro-17-hydroxy-progesterone, 6-chloro- or 6-fluoro-6-dehydro-17-hydroxy-progesterone, 6-chloro- or 6-fluoro-6-dehydro-16 α -methyl-17-hydroxy-progesterone, 6,16 α -dimethyl-6-dehydro-17-hydroxy-progesterone, 1 α -2 α -methylene-6-chloro- or -6-fluoro-6-dehydro-17-hydroxy-progesterone, 17 α -ethynyl-19-nor-testosterone, 17 α -ethynyl-18-methyl-19-nor-testosterone, 17 α -ethynyl- Δ^4 -oestrene-3,17 β -diol or 17 α -ethynyl- Δ^4 -oestren-17 β -ol.

38. A pack as claimed in claim 37, wherein the gestagen is 17 α -ethynyl-19-nor-testosterone oenanthate.

39. A pack as claimed in any one of claims 31 to 38, wherein the oily solution is in unit dosage form.

40. A pack as claimed in any one of claims 31 to 39, wherein the female mammal is a female of the human species.

41. A pack as claimed in claim 40, wherein the instructions require that there is administered to the human female every 13 weeks 1 to 6 ml of the oily solution, the 1 to 6 ml containing 50 to 500 mg of the gestagen.

of h a
erile
ptic

5

5

5

of h a
erile
ptic

10

10

10

for
n a

15

15

15

ng e

20

20

20

of

are

25

25

25

one

ally

st 4

30

30

30

r of

l-6-

xy-

ne,

-6-

nyl-

Δ^4 -

35

35

35

nor-

40

40

40

the

ains

45

45

45

rm.

the

2, 3

50

50

50

it is

d in

55

55

55

ns 1

m a

th a

erile

oule

60

60

60

ole 1

ular

1, as

by

65

65

65

42. A pack as claimed in claim 41, wherein the instructions require that there is administered to the human female every 13 weeks 2 to 4 ml of the oily solution, the 2 to 4 ml containing 200 to 400 mg of the gestagen.

5 43. A pack as claimed in claim 31, wherein the oily solution is in unit dosage form, each dosage unit being contained in an ampoule and the ampoule having a composition substantially as described in Example 1 or 2 herein, and the instructions require that there is administered to a human female every 13 weeks one of the dosage units. 5

10

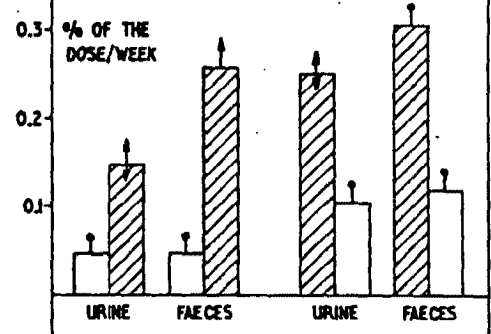
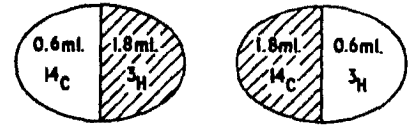
ABEL & IMRAY,
Chartered Patent Agents,
Northumberland House,
303-306 High Holborn,
London WC1V 7LH.

10

Printed for Her Majesty's Stationery Office, by Croydon Printing Company Limited, Croydon, Surrey, 1980.
Published by The Patent Office, 25 Southampton Buildings, London, WC2A 1AY, from
which copies may be obtained.

THE SEPARATION OF MORETHISTERONE OENANTHATE
BY 2 BEAGLE HOUNDS IN THE 13th WEEK AFTER
INTRAMUSCULAR INJECTION OF 200mg. DISSOLVED
IN CASTOR OIL/BENZYL BENZOATE 6:4.

MEAN = STANDARD DEVIATION OF EVERY 5
MEASUREMENTS.



This Page Is Inserted by IFW Operations
and is not a part of the Official Record

BEST AVAILABLE IMAGES

Defective images within this document are accurate representations of the original documents submitted by the applicant.

Defects in the images may include (but are not limited to):

- BLACK BORDERS
- TEXT CUT OFF AT TOP, BOTTOM OR SIDES
- FADED TEXT
- ILLEGIBLE TEXT
- SKEWED/SLANTED IMAGES
- COLORED PHOTOS
- BLACK OR VERY BLACK AND WHITE DARK PHOTOS
- GRAY SCALE DOCUMENTS

IMAGES ARE BEST AVAILABLE COPY.

**As rescanning documents *will not* correct images,
please do not report the images to the
Image Problem Mailbox.**

PATENT SPECIFICATION

(11) 1 207 571

NO DRAWINGS

1 207 571

- (21) Application No. 1415/68 (22) Filed 10 Jan. 1968.
(31) Convention Application No. 2 484 (32) Filed 13 Jan. 1967 in
(33) Japan (IA)
(45) Complete Specification published 7 Oct. 1970.
(51) International Classification A 61 k 9/00 17/00
(52) Index at acceptance.

A5B. 24Q 244. 248 24Y 30X 30Y 38Y 396. 39X. 400. 402. 40Y
421 42Y 481 48Y 586 58Y 644. 64Y. 763



NATIONAL REFERENCE
LIBRARY OF SCIENCE
AND INVENTION

(54) INJECTABLE COMPOSITION

(71) We, TAKEDA YAKUHIN KOGYO KABUSHIKI KAISHA (TAKEDA CHEMICAL INDUSTRIES, LTD.), of 27, Doshomachi 2-chome, Higashi-ku, Osaka, Japan, a corporate body organised under the laws of Japan, do hereby declare the invention, for which pray that a patent may be granted to us, and the method by which it is to be performed, to be particularly described in and by the following statement:

This invention relates to an oily injectable composition and to the production thereof.

It is well known that such hormones as estradiol divalerate, estradiol cyclopentylpropionate, testosterone propionate, hexoestrol dicaprylate and diethylstilbestrol dipropionate have their specific actions on humans and animals. In order to produce the specific effects of the hormones effectively, it is necessary to prepare such hormones in the form of injectable preparations. For the purpose of preparing injections of such hormones, attempts were made, for example, to dissolve such hormones in vegetable oils such as sesame oil, cotton-seed oil, peanut oil and olive oil. However, these vegetable oil solutions of the hormones have so high a viscosity that they cannot be administered parenterally without giving local pain or necrosis to the host. Attempts were made to reduce the local pain by adding benzyl alcohol to the vegetable oil solution of the hormones, but the high viscosity was not reduced to a sufficient degree.

The concentration of the lipophilic hormones in the injectable preparations is usually higher than about 0.5 weight per cent, and is desirably often as high as 5 weight per cent or even up to 10 weight per cent.

Therefore, the solvent, i.e. the injectable vehicle for the lipophilic hormones, is also required to have the capacity to keep the

[Price 5s. 0d. (25p)]

hormones dissolved therein at a desired concentration, at a number of temperatures, e.g. -20°C . to 40°C .

Under such circumstances, attempts have been made to find a suitable vehicle composition for making the hormones satisfactorily injectable.

The present invention provides an oily vehicle composition for injection of the hormones, an oily injectable solution of the hormones which can be satisfactorily administered and methods of preparing the oily vehicle and the oily injectable solution.

The oily vehicle of the present invention is prepared by admixing benzyl benzoate, chlorobutanol and vegetable oil.

The benzyl benzoate is used in an amount of from 10 to 50 weight per cent, especially from 15 to 30 weight per cent, relative to the total weight of the vehicle composition.

The chlorobutanol is used in a proportion of from 0.5 to 5 weight per cent, especially from about 1 to about 3 weight per cent, relative to the vehicle composition.

When the amount of the benzyl benzoate of the present invention is less than 10 weight per cent, the viscosity of the oily vehicle is not sufficiently low to make the resulting solution injectable without harm. When the amount of the chlorobutanol of the present invention is less than about 0.5 weight per cent, the antiseptic effect of the oily vehicle is remarkably reduced. The upper limits of the benzyl benzoate and chlorobutanol of the present invention are provided for practical purpose. On preparing the oily vehicle of the present invention, the respective ingredients may be admixed in any order. The vegetable oil of the present invention is exemplified, by sesame oil, cottonseed oil, peanut oil and olive

oil.

The oily vehicle thus prepared is employed for preparing an injectable solution of the hormones of the present invention. The injectable solution of the present invention is prepared by incorporating the hormones into the oily vehicle produced in the manner mentioned above. The respective ingredients constituting the injectable solution of the present invention may be admixed in any order. Of course, the injection solution of the present invention should be prepared under sterile conditions.

The injectable solution of the present invention thus prepared preferably has a viscosity which is such that it is satisfactorily injected without any undesirable effects. Furthermore, the injectable solution of the present invention gives only slight pain upon injection due to the incorporation of chlorobutanol in the solution.

An example of the present invention is now given. Throughout the description and claims, part is on a weight basis unless otherwise stated.

EXAMPLE

2.5 Parts of 4-hydroxy-19-nor-testosterone 17 - cyclopentylpropionate and 2 parts of chlorobutanol are admixed with 20 parts of benzyl benzoate. The resulting mixture is dissolved in a sufficient amount of sterilised pure sesame oil to make the total up to 100 parts. The resulting oil solution is filtered under sterile condition and then filled up into ampules.

As the control, an oily solution is similarly prepared employing 2.5 parts of the same steroid compound as the above and 10 parts of benzyl alcohol.

The viscosity of each of the two kinds of oily solution thus prepared is examined to give the following result when measured by rotary viscometer at 20°C.

Oily solution	Viscosity (centipoises)
The present invention	50
Control	80

An oily injectable vehicle (solvent) is prepared according to the following formulae, and the viscosity of each of the oily solutions is similarly examined to give the results shown below.

Formula:

Chlorobutanol	3 parts
Benzyl benzoate	30 parts
Sterilised pure sesame oil	67 parts

This vehicle is suitable for dissolving 2 parts of hexestrol dicaprylate to give a satisfactorily injectable solution.

The viscosity of the injectable prepar-

ation containing 2 parts of hexestrol dicaprylate dissolved in the vehicle composition prepared as above is compared with that of a hitherto-employed preparation which has the following formula:

Hexestrol dicaprylate	2 parts	
Benzyl alcohol	3 parts	70
Sterilised sesame oil	Added to make 100° parts in total.	

Oily solution	Viscosity
Oily solution of the formula	40
Control solution of the formula	90

WHAT WE CLAIM IS:—

1. An oily injection vehicle for lipophilic hormone injections, which consists substantially of (a) from 10 to 50 weight per cent of benzyl benzoate, (b) from 0.5 to 5 weight per cent of chlorobutanol and (c) remainder vegetable oil.

2. An injection vehicle according to claim 1, wherein the amount of benzyl benzoate is from 15 to 30 weight per cent.

3. An injection vehicle according to claim 1 or 2, wherein the amount of chlorobutanol is from 1 to 3 weight per cent.

4. An injectable solution which consists substantially of (a) from 10 to 50 weight per cent of benzyl benzoate, (b) from 0.5 to 5 weight per cent of chlorobutanol, (c) lipophilic hormone and (d) remainder vegetable oil, wherein percentages are based on the total weight of the injection vehicle comprising (a), (b) and (d).

5. An injectable solution according to claim 4, wherein the amount of the hormone is from 0.5 to 10 weight per cent, based on the total weight of the injectable solution.

6. An injectable solution according to claim 4 or 5, wherein the hormone is 4-hydroxy-19-nor-testosterone-17 - cyclopentyl propionate.

7. An injectable solution according to claim 4 or 5, wherein the hormone is hexestrol dicaprylate.

8. A method of preparing an oily injection vehicle for lipophilic hormones which comprises admixing (a) from 10 to 50 weight per cent of benzyl benzoate, (b) from 0.5 to 5 weight per cent of chlorobutanol and (c) remainder vegetable oil.

9. A method of preparing an oily injection solution which comprises admixing a lipophilic hormone with the oily injection vehicle claimed in claim 1.

10. A method according to claim 8 or 9, wherein the amount of the benzyl benzoate is from 15 to 30 weight per cent.

11. A method according to any of

claims 8 to 10, wherein the amount of the chlorobutanol is from 1 to 3 weight per cent.

12. A method according to any of 5 claims 8 to 11 wherein the vegetable oil is sesame oil, cotton-seed oil, peanut oil or olive oil.

13. A method according to any of 10 claims 8 to 12, wherein the lipophilic hormone is hexestrol dicaprylate.

14. A method according to any of claims 8 to 12 wherein the lipophilic hormone is 4-hydroxy-19-nor-testosterone-17-cyclopentylpropionate.

15 15. A method according to any of claims 8 to 14, wherein the amount of the lipophilic hormone is from 0.5 to 10 weight per cent, based on the total weight of the injectable solution.

16. An oily injection vehicle as 20 claimed in claim 1 substantially as herein described with reference to the specific example.

17. An injectable solution as claimed 25 in claim 4 substantially as herein described with reference to the specific example.

18. A method as claimed in claim 8 or 9 substantially as herein described with 30 reference to the specific example.

ELKINGTON AND FIFE,

Chartered Patent Agents,
High Holborn House,
52-54 High Holborn,
London W.C.1.
Agents for the Applicants.

Printed for Her Majesty's Stationery Office by The Tweeddale Press Ltd., Berwick-upon-Tweed, 1970
Published at the Patent Office. 25 Southampton Buildings, London WC2A 1AY from which copies may be obtained.

This Page Is Inserted by IFW Operations
and is not a part of the Official Record

BEST AVAILABLE IMAGES

Defective images within this document are accurate representations of the original documents submitted by the applicant.

Defects in the images may include (but are not limited to):

- BLACK BORDERS
- TEXT CUT OFF AT TOP, BOTTOM OR SIDES
- FADED TEXT
- ILLEGIBLE TEXT
- SKEWED/SLANTED IMAGES
- COLORED PHOTOS
- BLACK OR VERY BLACK AND WHITE DARK PHOTOS
- GRAY SCALE DOCUMENTS

IMAGES ARE BEST AVAILABLE COPY.

**As rescanning documents *will not* correct images,
please do not report the images to the
Image Problem Mailbox.**

NO DRAWINGS.

1,126,892



Date of Application and filing Complete Specification:
24 March, 1966. No. 13103/66.

Application made in Germany (No. Sch36759 IVa/30h) on
24 March, 1965.

Complete Specification Published: 11 Sept., 1968.

NATIONAL REFERENCE
LIBRARY OF SCIENCE
AND INVENTION

© Crown Copyright 1968.

Index at Acceptance:—A5 B(2N, 2S, 2Z); C2 U(4A1, 4A2, 4C4, 4C5).

Int. Cl.:—A 61 k 3/00.

COMPLETE SPECIFICATION.

Medicinal Preparations for the Treatment of Prostatic Hypertrophy.

We, SCHERING AKTIENGESELLSCHAFT, a body corporate organised according to the laws of Germany, of 170—172 Mullerstrasse, Berlin N.65, Germany, do hereby declare the invention, for which we pray that a patent may be granted to us, and the method by which it is to be performed, to be particularly described in and by the following statement:—

This invention relates to medicinal preparations for the treatment of hypertrophic conditions of the prostate.

It is an object of the present invention to achieve with respect to hypertrophic conditions of the prostate at least palliative relief, i.e. relief of pain, although frequently, the medicinal preparations of the invention will cause a reduction in the size of the prostate and improvement in the urinary flow.

Accordingly, this invention provides a medicinal preparation for intra-muscular injection in the treatment of hypertrophic conditions of the prostate, which comprises a solution of a 17-ester of 19-nor-17 α -hydroxy-progesterone in an oily solvent.

The 17-ester present in the medicinal preparations of the invention is preferably 19 - nor - 17 α - hydroxy - progesterone - 17 - caproate. Other advantageous 17-esters of 19-nor-17 α -hydroxy-progesterone are the formate, acetate, butyrate, caprylate and cyclopentyl-propionate.

In the hypertrophy of the prostate, which is characterised by its long duration, within two or three months after starting the administration of a medicinal preparation of the present invention a marked improvement is observed, particularly with respect to the irritating effects which occur. Pollakisuria and nocturia are significantly reduced. Furthermore, the flow of urine is normalized and the residual volume of urine is significantly reduced or completely eliminated.

[Price 4s. 6d.]

Apart from the desired slow release or depot effect of, for example, 19-nor-17 α -hydroxy-progesterone-17-caproate, it is a particular advantage of the preparations of the present invention that for the successful treatment of hypertrophy of the prostate a dosage of the active ingredient of from 100 to 200 mg per week will give positive results. In contrast thereto, attempts to treat hypertrophy of the prostate with other steroid compounds generally require doses of from about 2 to 3 grams per week which are administered intramuscularly in the form of oily solutions. Even assuming a high solubility of the active steroid of 250 mg per 1 ml of oil, administration of these other steroids requires the intra-muscular injection of from at least 8 to 12 ml of oil, which generally causes undesirable side effect, such as oil infiltration, hardening at the point of injection, painful reddening and inflammation or even abscesses of long duration at the points of infiltration.

A further advantage of the esters present in the preparations of the present invention, and particularly 19-nor-17 α -hydroxy-progesterone caproate, is that they do not have an oestrogenic or androgenic side effect and only a slight antigonadotropic effect.

In the treatment of hypertrophy of the prostate with the preparations of this invention between 50 and 1000 mg of the 19-nor-17 α -hydroxy-progesterone ester are injected intramuscularly several times per week, and the preferred treatment will be the administration of 250 mg between 2 and 3 times per week for the purpose of relieving pain, reduction of the size of prostate and improvement in the urinary flow. The administration of this medication should be continued as long as the condition of the patient requires.

The medicinal preparations of this inven-

tion are made, for example, by dissolving the 19-nor-17 α -hydroxy-progesterone ester in an oily solvent, such as castor oil, by the methods known in galenic pharmacology. If desired, the solvent powder of the oily solvents can be increased by the addition of diluents or solution promoters, for example, benzyl benzoate.

The resulting solutions, which may contain, for instance, 250 mg of the active agent per millilitre, are then charged under sterile conditions into ampoules having a capacity of 1 to 2 millilitres. A preferred preparation according to the present invention is a solution of 19-nor-17 α -hydroxy-progesterone-17-caproate in a mixture of 6 parts by volume of castor oil and 4 parts by volume of benzyl benzoate, the solution containing 100 mg of the caproate per millilitre of solution.

The 19-nor-17 α -hydroxy-progesterone esters are made by the esterification of 19-nor-17 α -hydroxy-progesterone with the appropriate organic carboxylic acids by methods in themselves known, for example, by the esterification of 19-nor-17 α -hydroxy-progesterone with caproic acid/caproic anhydride and saponification of the 3-enol-ester group, intermediately formed, in acid solution or, in aqueous sodium hydroxide solution. The isolated 19-nor-17 α -hydroxy-progesterone caproate, after recrystallization from isopropyl ether, melts at 123—124°C.

The following Examples illustrate methods of making certain of the 17-esters of 19-nor-17 α -hydroxy-progesterone to be incorporated in the medicinal preparations of the invention:

Example 1

300 mg of 19-nor-17 α -hydroxy-progesterone are dissolved in a mixture of 17 cc of acetic anhydride and 42 cc of 95% formic acid which has been standing for 6 hours at 0°C. 345 mg of p-toluene sulphonic acid · 1 H₂O are added under ice cooling and nitrogen atmosphere. The reaction mixture is allowed to stand for 16 hours at room temperature. The clear solution is poured into a mixture of pyridine in ice water and filtered under suction after 1 hour to obtain the crude 17 α -hydroxy-norprogesterone-formate as a precipitate. The precipitate is dried and recrystallized from isopropyl ether. There is thus obtained a yield of 265 mg of pure 19-nor-17 α -hydroxy-progesterone-17-formate melting at 198—199.5°C.

U.V. ϵ_{239} = 17,000.

Example 2

380 mg of p-toluene sulphonic acid · 1 H₂O are added to a suspension of 316 mg of 19-nor-17 α -hydroxy-progesterone in 16 cc

of acetic anhydride. The esterification is completed after 4 hours at 37°C. The excess of acetic anhydride is decomposed with pyridine in ice water and the 3-enol-17-diester is extracted with ether. The ethereal extract is washed until neutral, dried over sodium sulphate and concentrated. The residue was dissolved in 35 cc of methanol, reacted with 0.35 cc of concentrated hydrochloric acid and heated under refluxing for 1 hour. The methanolic solution is diluted with water and extracted with ether. The ethereal extract is washed with water until neutral and dried over sodium sulphate and then concentrated. The substance is recrystallized from isopropyl ether for purification. There is thus obtained a yield of 250 mg of pure 19-nor-17 α -hydroxy-progesterone-17-acetate melting at 214—216°C.

U.V. ϵ_{239} = 17,000.

Example 3

1.32 grams of p-toluene sulphonic acid · 1 H₂O are added to a solution of 1.0 gram of 19-nor-17 α -hydroxy-progesterone in 32 cc of caproic anhydride under stirring and under a nitrogen atmosphere. After 3 hours at 37°C. the reaction is completed. The clear light-yellow solution is taken up in a mixture of 1.43 cc of concentrated hydrochloric acid in 143 cc of methanol, and heated under refluxing and under nitrogen for 1 hour. The excess of caproic acid is removed by steam distillation and the residue is extracted with ether. The ethereal extract is washed with water until neutral, dried over sodium sulphate and concentrated. The precipitated crude product is recrystallized from isopropyl ether.

The yield amounts to 1.1 grams of pure 19-nor-17 α -hydroxy-progesterone-17-caproate melting at 123—124°C.

U.V. ϵ_{239} = 17,540.

Example 4

0.66 gram of p-toluene sulphonic acid · 1 H₂O are added to a suspension of 0.5 gram of 19-nor-17 α -hydroxy-progesterone in 20 cc of butyric anhydride under stirring and under a nitrogen atmosphere. After 4 hours at 37°C, 70 cc of methanol and 0.7 cc of concentrated hydrochloric acid are added to the clear solution, and the whole is cooked for 1 hour under refluxing and under a nitrogen atmosphere. The reaction mixture is extracted with ether, the ethereal extract is washed until neutral, dried over sodium sulphate and concentrated.

Recrystallization from isopropyl ether results in pure 19-nor-17 α -hydroxy-progesterone-17-butyrate.

U.V. ϵ_{239} = 17,200.

65
70
75
80
85
90
95
100
105
110
115
120

Example 5

920 mg of p-toluene sulphonic acid · 1 H₂O are added to a suspension of 0.7 gram of 19-nor-17 α -hydroxy-progesterone in 30 cc of caprylic anhydride under a nitrogen atmosphere. After 3 hours of stirring at 37°C the solution is diluted with 100 cc of methanol, and after the addition of 1 cc of concentrated hydrochloric acid, the whole is heated for 1 hour under refluxing. The excess of caprylic acid is removed by steam distillation. The residue is taken up in ether, the ethereal extract is washed until neutral, dried over sodium sulphate and concentrated.

The thus obtained oil is dissolved in isopropyl ether, purified with activated carbon and the thus obtained colourless solution is again concentrated to dryness. The resulting oily residue is found upon elemental analysis and upon tests under ultra-violet and infra-red light to be pure 19-nor-17 α -hydroxy-progesterone-17-caprylate.

U.V. $\epsilon_{239} = 17,100$.

Example 6

1 gram of 19-nor-17 α -hydroxy-progesterone is added to a mixture heated to a temperature of 80°C of 4 cc of cyclopentyl-propionic acid and 1 cc of trifluoroacetic anhydride. After 35 minutes of reaction at the same temperature the clear solution is added to water, the precipitated oil is taken up in ether, the ethereal extract is first washed with a saturated sodium carbonate solution, and subsequently with water until neutral. It is then dried over sodium sulphate and concentrated. The resulting crude oil is dissolved in isopropyl ether, purified with activated carbon, and the resulting colourless solution is concentrated to dryness. The colourless oily residue can definitely be identified as 19-nor-17 α -hydroxy-progesterone-17-cyclopentylpropionate.

U.V. $\epsilon_{239} = 17,400$.

A medicinal preparation of the present invention may be prepared, for example, from 25 mg of 19-nor-17 α -hydroxy-progesterone-17-caproate by dissolving the latter in 0.6 ml of castor oil and 0.4 ml of benzyl benzoate, or by dissolving the above caproate or other ester of 19-nor-17 α -hydroxy-

progesterone in 1.0 ml of sesame oil. The oily solution is then passed through a sterile filter. Ampoules are filled with the solution under aseptic conditions. After the ampoules have been sealed they are sterilised by heating for one hour at 120°C.

Generally it is desirable to use for intramuscular administration for the treatment of hypertrophy of the prostate, oily solutions containing between 50 and 250 mg of the 19-nor-17 α -hydroxy-progesterone ester per millilitre.

WHAT WE CLAIM IS:—

1. A medicinal preparation for intramuscular injection in the treatment of hypertrophic conditions of the prostate, which comprises a solution of 17-ester of 19-nor-17 α -hydroxy-progesterone in an oily solvent.
2. A medicinal preparation as claimed in claim 1, wherein the solution also contains a solution promoter.
3. A medicinal preparation as claimed in claim 2, wherein the solution promoter is benzyl benzoate.
4. A medicinal preparation as claimed in any one of claims 1 to 3, wherein the solvent comprises castor oil.
5. A medicinal preparation as claimed in claim 4, wherein the solvent is a mixture of 6 parts by volume of castor oil and 4 parts by volume of benzyl benzoate.
6. A medicinal preparation as claimed in any one of claims 1 to 5, which contains about 100 milligrams of the 17-ester per millilitre of the solution.
7. A medicinal preparation as claimed in any one of claims 1 to 6, wherein the said ester is a 19-nor-17 α -hydroxy-progesterone-17-caproate.
8. A medicinal preparation as claimed in any one of claims 1 to 6, wherein the said ester is the 17-formate, 17-acetate, 17-butyrate, 17-caprylate or 17-cyclopentylpropionate of 19-nor-17 α -hydroxy-progesterone.
9. A medicinal preparation as claimed in any one of claims 1 to 8, which contains from 50 to 250 milligrams of the 17-ester per millilitre of the solution.

ABEL & IMRAY,
Chartered Patent Agents,
Quality House, Quality Court,
Chancery Lane, London, W.C.2.

This Page Is Inserted by IFW Operations
and is not a part of the Official Record

BEST AVAILABLE IMAGES

Defective images within this document are accurate representations of the original documents submitted by the applicant.

Defects in the images may include (but are not limited to):

- BLACK BORDERS
- TEXT CUT OFF AT TOP, BOTTOM OR SIDES
- FADED TEXT
- ILLEGIBLE TEXT
- SKEWED/SLANTED IMAGES
- COLORED PHOTOS
- BLACK OR VERY BLACK AND WHITE DARK PHOTOS
- GRAY SCALE DOCUMENTS

IMAGES ARE BEST AVAILABLE COPY.

**As rescanning documents *will not* correct images,
please do not report the images to the
Image Problem Mailbox.**

ADAMS & ADAMS,
Allied Building,
Pretoria.

A & A Ref: 57058

Patents Form No. 1A.

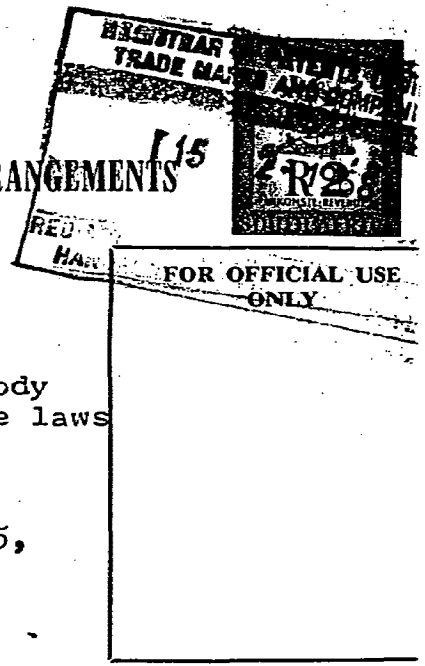
REPUBLIC OF SOUTH AFRICA
THE PATENTS ACT, 1952, AS AMENDED.

APPLICATION FOR A PATENT UNDER INTERNATIONAL ARRANGEMENTS

(WITH AUTHORISATION OF AGENT)

change I.T.O. request 7/10/70.

Application No. 681014



Full Name(s) of Applicant(s): SCHERING AKTIENGESELLSCHAFT, a Body Corporate organized and existing according to the laws of the Federal Republic of Germany,

Address(es) of applicant(s): 170-172 Mullerstrasse, 1 Berlin 65, Germany and Waldstrasse 14, D 4619 Bergkamen, Germany

Full name(s) of inventor(s): KARL-HEINZ KIMBEL

I/We do hereby declare that I am/we are in possession of an invention the title of which is "CONTRACEPTIVE PREPARATIONS"

I am/We are the assignee(s) ~~agent/representative(s)~~ of the inventor(s). Application(s) for protection for the invention has/have been made in the following country/countries and on the following official dates i.e.:—

- 1. (country) Germany (date) 28th February, (number) Sch 40 314 IVa/301
- 2. (country) (date) 1967 (number)
- 3. (country) (date) (number)

The said application or each of the said applications was the first application in a convention country in respect of the relevant invention by me/us or by any person from whom I/we derive title. To the best of my/our knowledge and belief there is no lawful ground for objection to the grant of a patent to me/us on this application. I/We pray that a patent be granted to me/us for the invention in priority over other applicants and that such patent shall have the official date of the first application in a convention country i.e. 28th February, 1967

~~I/We hereby appoint the undersigned and qualified staff of the firm of ADAMS & ADAMS, Pretoria, as our agent and attorney in all matters relating to this application and any patent granted thereon.~~

Dated this 15th day of February, 1968

Address for service:
C/o ADAMS & ADAMS,
ALLIED BUILDING,
PRETORIA.

FOR OFFICE USE ONLY


PATENT ATTORNEY.

Table of Classification	
Class	Sub-class

Signature of Applicant/s and Capacity

PATENTS

FORM NO. 3

A. & A. Ref. No. 57058

ADAMS & ADAMS
PATENT ATTORNEYS
ALLIED BUILDING
PRETORIA



REPUBLIC OF SOUTH AFRICA
The Patents Act, 1952

COMPLETE SPECIFICATION

68/1014

Here insert (in full) name, address of applicant(s) as in application form.

- (a) SCHERING AKTIENGESELLSCHAFT, a Body^C Corporate organized and existing according to the laws of the Federal Republic of Germany of 170-172 Müllerstrasse, 1 Berlin 65, Germany, and *waldstrasse 14, D 4619 Bergkamen, Germany*

Here insert title (verbally agreeing with that in the application form.)

- (b) "CONTRACEPTIVE PREPARATIONS"

I/WE do hereby declare this invention, the manner in which and the method by which it is to be performed, to be particularly described and ascertained in and by the following statement:-

The present invention is concerned with contraceptive preparations.

Hormonal methods of contraception have been known, for example the oral administration of Enovid, Ovulen and Anovlar (Registered Trade Marks) and similar combinations of oestrogenic and gestagenic active principles. Experiments have also been made with corresponding preparations for administration by injection in which the active components provide a depot from which they are slowly liberated.

The disadvantage of the latter method is, in particular, the unpredictability of onset, the duration and the extent of withdrawal bleeding. The published experiments, in which a prolonged-action oestrogen and a prolonged-action gestagen are administered together in the first week of the menstrual cycle by injection to suppress ovulation by means of an adequately high oestrogen and progesterone level, have shown that the reduction of the progesterone concentration in the body is not uniform enough to enable the onset of withdrawal bleeding to be predicted within a span of a few days, which is generally possible in the case of natural menstruation.

The disadvantage of oral administration lies in the fact that a tablet has to be taken daily, which means a comparatively high intake of hormones. This gives rise to undesirable side-effects, for example vomiting, increase in weight and so forth.

The present invention is based on the discovery of a new method of contraception in which a combination of a gestagen, in a comparatively small dose, and a depot-oestrogen is administered after the 10th day, preferably in the second half, of the menstruation cycle.

Accordingly, the present invention provides a contraceptive preparation suitable for parenteral administration or administration by implantation, which comprises a

depot oestrogen and a comparatively small concentration of a gestagen.

The contraceptive preparations of the present invention may be administered, preferably in the form of oily solutions, parenterally, preferably intramuscularly or subcutaneously. However, it is also possible to administer the preparations by implantation.

It is further possible to administer the depot oestrogen and the gestagen singly, for example the gestagen orally and the oestrogen parenterally or by implantation. Accordingly, the present invention also provides a contraceptive preparation which is made up in two parts ready for administration, the one part comprising a diluent and a unit dose of a depot oestrogen and the other part comprising a diluent and approximately 0.5 to 100 mg of a gestagen.

In the new contraceptive method using the preparations of the present invention the comparatively small dose of the gestagen ensures reliable onset of withdrawal bleeding, that is to say, predictable within a span of a few days, as in natural menstruation, and the simultaneous injection of a depot-oestrogen inhibits ovulation and/or nidation in at least the following menstruation cycle by change within the female reproductive system.

Furthermore, the contraceptive action can be determined for a given period of time by appropriate variation of the concentration of active principles. When using a preparation of the present invention it is possible, by a single administration of the preparation, to prevent conception for a period covering one or more menstrual cycles, that is to say for a period of from approximately four weeks to six months or even longer, it being possible to bring about withdrawal

bleeding within a few days after administration, without termination of the contraceptive action, by the additional parenteral or even oral administration of a gestagen.

As has already been stated, the oestrogenic and gestagenic components are preferably administered together. For this purpose the active principles are dissolved in one of the solvents known to be suitable for parenteral injection, with which a man skilled in the art will be familiar, filtered under sterile conditions and introduced into ampoules under aseptic conditions. Preference is given to oily solvents, for example sesame oil or castor oil. A diluent or a solubilizer, for example benzyl benzoate, may be added to the oil solutions to increase the solubility of the active principles.

In addition to the above-mentioned solvents, it is also possible to use vegetable oils, for example linseed oil, cottonseed oil, sunflower oil, peanut oil, olive oil and wheat oil. Also suitable are synthetic solvents, for example glycol, lactic acid esters and benzyl alcohol. Naturally, the selection of solvents given above is by no means complete. It is not necessary to provide a complete list, because a man skilled in the art will know which of the known solvents to choose for a specific purpose.

It is generally preferable to administer the contraceptive preparation at four-week intervals to imitate the regular menstrual cycle. If the interval between administration is prolonged, for example, to several months, either on the advice of a physician or at the patient's request, only one withdrawal bleeding takes place, the complete contraceptive protection, during the interval between times of administration unless additional gestagen is given.

All substances having a prolonged oestrogenic action may be used as the oestrogen component. The period of activity should preferably be at least about 14 days. The oestrogen used is preferably administered in such doses and at such intervals that the suppression of ovulation achieved with the preparations of the present invention is at least equal to that achieved with a daily oral administration of 0.05 mg of ethynyl-oestradiol. Furthermore, the oestrogen used is preferably of the kind that produces a longer period of ovulation inhibition than orally administered ethynyl-oestradiol. Preferred oestrogen components are, in particular oestradiol esters, for example oestradiol oenanthate, oestradiol undecylate, oestradiol palmitate, oestradiol butyrate and oestradiol benzoate.

The decision as to which oestrogen is the most suitable active principle to use in the preparations depends largely on the desired period of contraceptive protection. If the protective action is to cover only one menstrual cycle, in other words about four weeks, it may be quite adequate to administer oestradiol valerate, which, as is known, is liberated from a depot for only a comparatively short period.

The contraceptive preparations of the present invention suitable for parenteral administration or administration by implantation are, like the two-part preparations of the present invention, advantageously in unit dosage form. The amount of oestrogen in the unit dosage form preparations is within the range of from 0.5 to 500 mg, per unit dose. The choice of oestrogen is advantageously such that a dose of preferably 5 to 50 mg, per unit dose, is sufficient to ensure the successful use of the preparations of the present invention.

When using oestradiol oenanthate to give contraceptive protection for a period of one menstrual cycle (about four

weeks), a dose of 10 mg is generally sufficient. If the period of contraception is to be prolonged and the preferred dosage limit of 50 mg has to be exceeded, the oestrogen component may be increased to 250 mg.

Substances suitable for use as the gestagen component in the preparations of the present invention are all those which, when administered in a comparatively small dose, bring about predictable withdrawal bleeding similar in intensity and duration to normal menstruation. Preferred gestagens are those having a medium or long period of activity. The preferred concentration in the unit dosage form preparations is within the range of from 10 to 100 mg. A concentration within the range of from 0.5 to 50 mg, per unit dose, is adequate in the case of the highly active gestagens. As examples of gestagens that may be used in the preparations of the present invention there may be mentioned: progesterone and the physiologically tolerable 3-enoesters thereof, hydroxy-progesterone-caproate, hydroxy-nor-progesterone-caproate, medroxy-progesterone-acetate, nor-ethydrone caproate and 17 α -ethynyl-18-homo-19-nor-testosterone. Also suitable are 17 α -hydroxy-progesterone derivatives, for example 17 α -hydroxy-19-nor-progesterone, 6 α -methyl-17 α -hydroxy-progesterone, 6-methyl-6^{de}-hydro-17 α -hydroxy-progesterone, 6-chloro-6-dehydro-17 α -hydroxy-progesterone, 6-fluoro-6-dehydro-17 α -hydroxy-progesterone, 6-fluoro-6-dehydro-16 α -methyl-17 α -hydroxy-progesterone, 6-chloro-6-dehydro-16 α -methyl-17 α -hydroxy-progesterone, 6-chloro-6-dehydro-16 β -methyl-17 α -hydroxy-progesterone, 6-fluoro-6-dehydro-16 β -methyl-17 α -hydroxy-progesterone, 6,16-dimethyl-6-dehydro-17 α -hydroxy-progesterone, 6-methyl-6-dehydro-16-methylene-17 α -hydroxy-progesterone, 6-chloro-6-dehydro-16-methylene-17 α -

hydroxy-progesterone, 1,2-methylene-6-chloro-dehydro-17 α -hydroxyprogesterone, 1,2-methylene-6-fluoro-6-dehydro-17 α -hydroxy-progesterone, 17 α -ethynyl-testosterone, 17 α -ethynyl-19-nor-testosterone, 17 α -ethynyl- $\Delta^5(10)$ -oestren-17 β -ol-3-one, 17 α -methyl-19-nor-testosterone, 17 α -ethynyl- Δ^4 -oestrene-3 β ,17 β -diol, 17 α -ethynyl- Δ^4 -oestren-17 β -ol, 17 α -alkyl- Δ^4 -oestren-17 β -ols and the physiologically tolerable straight-chain or branched esters thereof, for example acetates, valerates, butyrates, oenanthates and undecylates. The ester group may be substituted in the usual manner, for example, by one or more substituents selected from halogen atoms and hydroxyl, carbonyl, keto, amino and similar groups.

Having now particularly described and ascertained

the said invention and in what manner the same is

to be performed, we declare that what we claim is:

~~What we claim is:~~

1. A contraceptive preparation suitable for parenteral administration or administration by implantation, which comprises a depot oestrogen and a comparatively small concentration of a gestagen.
2. A contraceptive preparation as claimed in claim 1, which is in a form suitable for subcutaneous or intramuscular injection.
3. A contraceptive preparation as claimed in claim 1 or 2, which is in the form of an oily solution.
4. A contraceptive preparation as claimed in claim 3, containing sesame oil or castor oil as solvent.
5. A contraceptive preparation as claimed in claim 3 or 4, wherein the preparation also contains a diluent or a solubilizer.
6. A contraceptive preparation as claimed in claim 5, wherein the diluent or solubilizer is benzyl benzoate.
7. A contraceptive preparation as claimed in claim 3, containing a mixture of castor oil and benzyl benzoate as solvent.
8. A contraceptive preparation as claimed in any one of claims 1 to 7, where is in unit dosage form.
9. A contraceptive preparation as claimed in claim 8, containing 0.5 to 500 mg, per unit dose, of the depot oestrogen and approximately 0.5 to 100 mg, per unit dose, of the gestagen.
10. A contraceptive preparation as claimed in claim 8, containing 5 to 50 mg, per unit dose, of the depot oestrogen and 10 to 50 mg, per unit dose, of the gestagen.
11. A contraceptive preparation as claimed in any one of claims 1 to 10, wherein the depot oestrogen is oestradiol oenanthate, oestradiol undecylate, oestradiol palmitate, oestradiol dibutyrate or oestradiol benzoate.

12. A contraceptive preparation as claimed in any one of claims 1 to 11, wherein the gestagen is hydroxyprogesterone caproate, hydroxy-nor-progesterone caproate, medroxy-progesterone acetate or nor-ethydrone caproate.

13. A contraceptive preparation as claimed in any one of claims 1 to 11, wherein the gestagen is 17 α -hydroxy-19-nor-progesterone, 6 α -methyl-17 α -hydroxy-progesterone, 6-methyl-6-dehydro-17 α -hydroxy-progesterone, 6-chloro-6-dehydro-17 α -hydroxy-progesterone, 6-fluoro-6-dehydro-17 α -hydroxy-progesterone, 6-chloro-6-dehydro-16 α -methyl-17 α -hydroxy-progesterone, 6-chloro-6-dehydro-16 α -methyl-17 α -hydroxy-progesterone, 6-chloro-6-dehydro-16 β -methyl-17 α -hydroxy-progesterone, 6-fluoro-6-dehydro-16 β -methyl-17 α -hydroxy-progesterone, 6,16-dimethyl-6-dehydro-17 α -hydroxy-progesterone, 6-methyl-6-dehydro-16-methylene-17 α -hydroxy-progesterone, 6-chloro-6-dehydro-16-methylene-17 α -hydroxy-progesterone, 1,2-methylene-6-chloro-6-dehydro-17 α -hydroxy-progesterone, 1,2-methylene-6-fluoro-6-dehydro-17 α -hydroxy-progesterone, 17 α -ethynyl-testosterone, 17 α -ethynyl-19-nor-testosterone, 17 α -ethynyl- $\Delta^5(10)$ -oestren-17 β -ol-3-one, 17 α -methyl-19-nor-testosterone, 17 α -ethynyl- Δ^4 -oestrene-3 β ,17 β -diol 17 α -ethynyl- Δ^4 -oestren-17 β -ol or a 17 α -alkyl- Δ^4 -oestren-17 β -ol or a physiologically tolerable ester thereof.

14. A contraceptive preparation as claimed in claim 13, wherein the ester is an acetate, valerate, butyrate, caproate, oenanthate or undecylate.

15. A contraceptive preparation as claimed in any one of claims 1 to 11, wherein the gestagen is progesterone or a physiologically tolerable 3-enolester thereof.

16. A contraceptive preparation as claimed in any one of claims 1 to 11, wherein the gestagen is 17 α -ethynyl-18-homo-19-nor-testosterone.

17. A contraceptive preparation which is made up in two parts ready for administration, the one part comprising a diluent and a unit dose of a depot oestrogen and the other part comprising a diluent and approximately 0.5 to 100 mg of a gestagen.

18. A contraceptive preparation as claimed in claim 17, wherein the part comprising a depot oestrogen is in a form suitable for parenteral administration.

19. A contraceptive preparation as claimed in claim 18, wherein the part comprising a depot oestrogen is in a form suitable for subcutaneous or intramuscular injection.

20. A contraceptive preparation as claimed in claim 17, wherein the part comprising a depot oestrogen is in a form suitable for administration by implantation.

21. A contraceptive preparation as claimed in any one of claims 17 to 20, wherein the part comprising a gestagen is in a form suitable for oral administration.

22. A contraceptive preparation as claimed in any one of claims 17 to 21, wherein one of or each of the parts is in the form of an oily solution.

23. A contraceptive preparation as claimed in claim 22, wherein the oily solution contains sesame oil or castor oil as solvent.

24. A contraceptive preparation as claimed in claim 23, wherein the oily solution also contains benzyl benzoate.

25. A contraceptive preparation as claimed in any one of claims 17 to 24, containing 10 to 50 mg of the gestagen.

26. A contraceptive preparation as claimed in any one of claims 17 to 25, containing 0.5 to 500 mg of the depot oestrogen.

27. A contraceptive preparation as claimed in any one of claims 17 to 25, containing 5 to 50 mg of the depot oestro.

28. A contraceptive preparation as claimed in any one of claims 17 to 27, wherein the depot oestrogen is oestradiol oenanthate, oestradiol undecylate, oestradiol palmitate, oestradiol dibutyrate or oestradiol benzoate..

29. A contraceptive preparation as claimed in any one of claims 17 to 28, wherein the gestagen is hydroxyprogesterone caproate, hydroxy-nor-progesterone caproate, medroxyprogesterone acetate or nor-ethydrone caproate.

30. A contraceptive preparation as claimed in any one of claims 17 to 28, wherein the gestagen is 17 α -hydroxy-19-nor-progesterone, 6 α -methyl-17 α -hydroxyprogesterone, 6-methyl-6-dehydro-17 α -hydroxyprogesterone, 6-chloro-6-dehydro-17 α -hydroxyprogesterone, 6-fluoro-6-dehydro-17 α -hydroxyprogesterone, 6-fluoro-6-dehydro-16 α -methyl-17 α -hydroxyprogesterone, 6-chloro-6-dehydro-16 α -methyl-17 α -hydroxyprogesterone, 6-chloro-6-dehydro-16 β -methyl-17 α -hydroxyprogesterone, 6-fluoro-6-dehydro-16 β -methyl-17 α -hydroxyprogesterone, 6,16-dimethyl-6-dehydro-17 α -hydroxyprogesterone, 6-methyl-6-dehydro-16-methylene-17 α -hydroxyprogesterone, 6-chloro-6-dehydro-16-methylene-17 α -hydroxyprogesterone, 1,2-methylene-6-chloro-6-dehydro-17 α -hydroxyprogesterone, 1,2-methylene-6-fluoro-6-dehydro-17 α -hydroxyprogesterone, 17 α -ethynyl-testosterone, 17 α -ethynyl-19-nor-testosterone, 17 α -ethynyl- $\Delta^5(10)$ -oestren-17 β -ol-3-one, 17 α -methyl-19-nor-testosterone, 17 α -ethynyl- Δ^4 -oestrene-3 β ,17 β -diol, 17 α -ethynyl- Δ^4 -oestren-17 β -ol or a 17 α -alkyl- Δ^4 -oestren-17 β -ol or a physiologically tolerable ester thereof.

31. A contraceptive preparation as claimed in claim 30, wherein the ester is an acetate, valerate, butyrate, caproate, oenanthate or undecylate.


32. A contraceptive preparation as claimed in any one of claims 17 to 28, wherein the gestagen is progesterone or a

physiologically tolerable 3-enolester thereof.

33. A contraceptive preparation as claimed in any one of claims 17 to 28, wherein the gestagen is 17 α -ethynyl-18-homo-19-nor-testosterone.

34. A contraceptive preparation, substantially as described herein.

DATED this 15th day of FEBRUARY, 1968.


PATENT ATTORNEY.

MDP/ME

This Page Is Inserted by IFW Operations
and is not a part of the Official Record

BEST AVAILABLE IMAGES

Defective images within this document are accurate representations of the original documents submitted by the applicant.

Defects in the images may include (but are not limited to):

- BLACK BORDERS
- TEXT CUT OFF AT TOP, BOTTOM OR SIDES
- FADED TEXT
- ILLEGIBLE TEXT
- SKEWED/SLANTED IMAGES
- COLORED PHOTOS
- BLACK OR VERY BLACK AND WHITE DARK PHOTOS
- GRAY SCALE DOCUMENTS

IMAGES ARE BEST AVAILABLE COPY.

**As rescanning documents *will not* correct images,
please do not report the images to the
Image Problem Mailbox.**

6617-

A&A Ref: 57661

ADAMS & ADAMS,

Allied Building,
Pretoria.

REPUBLIC OF SOUTH AFRICA

THE PATENTS ACT, 1952, AS AMENDED.

Patent Form No. 10

APPLICATION FOR A PATENT UNDER INTERNATIONAL ARRANGEMENTS

(WITH AUTHORISATION OF AGENT)

REGISTRATION TRADE MARK OFFICE
PATENT OFFICE
R2
1968

FOR OFFICIAL USE
REGISTRAR ONLY
HANDELSMERKE IN WATERDIPPE

19

Waldstrasse 14,

change I.E.O. request 7-10-70.

Filing date and Application No.

682530

Full Name(s) of applicant(s) : SCHERING AKTIENGESELLSCHAFT,
a Body Corporate organized and
existing under the laws of the
Federal Republic of Germany, of
Berlin and Bergkamen, Germany
Address(es) of applicant(s) : D4619 Bergkamen Germany.
~~xxxxxxxxxxxx~~
~~xxxxxxxxxxxx~~
Müllerstraße 170/172
D 1 Berlin 65, Germany,

Full Name(s) of inventor(s) : Joachim Ufer, Karl-Heinz Kimbel and
Ursula Lachnit

I/We do hereby declare that I am/we are in possession of an invention the title of which is
"Method for contraception"

I am/We are the assignee(s)/legal representative(s) of the inventor(s). Application(s) for protection for the
invention has/have been made in the following country/countries and on the following official dates i.e.:-

- (country) Germany (date) 19th April, 1967 (number) Sch 40 583 Iva/30h
- (country) (date) (number)
- (country) (date) (number)

The said application or each of the said applications was the first application in a convention country in
respect of the relevant invention by me/us or by any person from whom I/we derive title. To the best of my/our
knowledge and belief there is no lawful ground for objection to the grant of a patent to me/us on this application.
I/We pray that a patent be granted to me/us for the invention in priority over other applicants and that such patent
shall have the official date of the first application in a convention country i.e. 19th April, 1967.

I/We hereby appoint the partners and qualified staff
of the firm of ADAMS & ADAMS, jointly and severally,
to act for me/us in all matters relating to this application
and any letters patent granted thereon.

Dated this 1st day of April 1968
FIRST RECEIVED BY ME IN THE
REPUBLIC OF SOUTH AFRICA THIS

Address for service :
C/o ADAMS & ADAMS,
ALLIED BUILDING,
PRETORIA.

SOUTH AFRICA ONLY 8th DAY OF April 1968
10.68 M. W. Ufer

SCHERING AKTIENGESELLSCHAFT

Signature of Applicant/s and Capacity
(Dr. Asmis) (Dr. Mattner)
(CONFIDENTIAL CLERKS)

Table of Classification	
Class	Sub-Class

ADAMS & ADAMS
PATENT ATTORNEYS
ALLIED BUILDING
PRETORIA



REPUBLIC OF SOUTH AFRICA
The Patents Act, 1952

COMPLETE SPECIFICATION

68/2530

Here insert (in full) name, address of applicant(s) as in application form. (a)

SCHERING AKTIENGESELLSCHAFT, a Body Corporate organized and existing under the laws of the Federal Republic of Germany, of Berlin and Bergkamen, Germany, Müllerstrasse 170/172, D 1 Berlin 65, Germany. *and Waldstrasse 14, D4619 Bergkamen Germany*

Here insert title (verbally agreeing with that in the application form.) (b)

"METHOD FOR CONTRACEPTION"

I/WE do hereby declare this invention, the manner in which and the method by which it is to be performed, to be particularly described and ascertained in and by the following statement:-

Hormonal methods for contraception are already known, for example the oral application of Enovid^(R), Ovulen^(R), Anovlar^(R) and similar combinations of oestrogenically and gestagenically active principles. Also known are tests with corresponding injection preparations, with which the active principle components have an additional accumulative effect. The action of these known agents is based on the fact that the active principle used inhibits the ovulation. The contraception obtained with these known methods is based therefore on the inactivation of the ovaries and the discontinuation of the bleeding caused by these methods does not correspond to a normal menstruation. Apart from the known undesired side effects, such as for example stomach troubles, vomiting, increase of weight and others, the application of the known methods means a far-reaching interference with the endocrinological conditions of women, as every expert will know.

It has now been found that a reliable contraception can be achieved without a simultaneous suppression of the ovulation, after a single application of a gestagen, when the application of the active principle is made parenterally, with which the duration of activity, namely for a menstruation cycle or a longer period, can be varied by the utilisation of an active principle with an accumulative effect or by variation of the quantity of the dose of the gestagen administered.

The invention relates therefore to a method for contraception without the suppression of ovulation, characterised in that a suitable gestagen is applied parenterally, preferably intramuscularly or subcutaneously or by implantation.

As active principles suitable for the method according to the invention, use can be made of all gestagens which, after parenteral application or implantation, do not cause inhibition of ovulation. With the practical application of the method

according to the invention, the dosing of the active principle is chosen in such a way that the gonadotropin secretion is not or only slightly suppressed.

Particularly suitable are such active principles which, apart from their gestagenic action, have no central inhibiting effect, more particularly an ovulation inhibiting effect, for example esters of hydroxy-progesterone and of 19-nor-hydroxy-progesterone and more particularly the corresponding 17-capronates or 17-oenanthates.

Suitable are also such active principles the desired gestagenic effect (and the anti-oestrogenic effect) of which is considerably dissociated from the undesired ovulation inhibiting effect. For application according to the invention, these active principles are dosed in such small quantities that, on the one hand, the change of the composition and texture of the cervical mucus obtained in this manner is sufficient to effect a reliable contraception and, on the other hand, the threshold dosage of the central inhibiting effect is not exceeded. The following gestagens are mentioned as examples: progesterone and its pharmaceutically effective 3-enol ester or 17 alpha-hydroxy-progesterone derivatives, such as for example the 17-esters of 6alpha-methyl-17alpha-hydroxy-progesterone, 6-methyl-6-dehydro-17alpha-hydroxy-progesterone, 6-chloro- or fluoro-6-dehydro-17alpha-hydroxy-progesterone, 6-chloro- or fluoro-6-dehydro-16alpha- or 16beta-methyl-17alpha-hydroxy-progesterone, 6,16-dimethyl-6-dehydro-17alpha-hydroxy-progesterone, 6-methyl- or 6-chloro-6-dehydro-16-methylene-17alpha-hydroxy-progesterone, 1,2-methylene-6-chloro- or 6-fluoro-6-dehydro-17alpha-hydroxy-progesterone or also 17alpha-ethinyl-18-homo-19-nor-testosterone and their esters.

Applicable in principle are also gestagens of which the

dissociation between the desired gestagenic effect and the undesired ovulation inhibiting effect is relatively close, such as for example nor-ethisterone capronate, 17alpha-ethinyl-testosterone, 17alpha-ethinyl-19-nor-testosterone, 17alpha-ethinyl-delta⁵⁽¹⁰⁾-oestren-17beta-ol-3-one, 17alpha-methyl-19-nor-testosterone, 17alpha-ethinyl-delta⁴-oestren-3, 17beta-diol, 17alpha-ethinyl-delta⁴-oestren-17beta-ol, 17alpha-alkyl-delta⁴-oestren-17beta-ol and their physiologically effective esters. For the practical application of the method according to the invention, these last-named active principles are however less suitable, because as a result of the considerably smaller dissociation of the gestagenic effect from the ovulation inhibiting effect, they are difficult to dose.

If the gestagens applicable according to the invention are used in the form of their esters, use can be made of all physiologically valuable straight-chain or branched-chain esters, such as for example the acetates, valerianates, butyrates, capronates, oenanthates, undecylates, and the like. Furthermore, the ester residue present can also be substituted in known manner, for example by one or more halogen atoms, hydroxyl, carbonyl, keto, amino, and similar groups.

With the application of the method according to the invention in which the active principle is applied about 5 to 7 days after the start of the bleeding, the duration of the activity is at least for the period of a menstruation cycle. With a corresponding dosage of the active principle, or by utilising a gestagen with accumulative effect, also a correspondingly longer duration of activity can be obtained, for example, for 3 to 4 months and more.

More particularly for the active principles of the first

group, without central inhibiting effect, and essentially also for the active principles of the second group (considerable dissociation of the gestagenic from the ovulation inhibiting effect) the active dose is generally between 3-250 mg of gestagen. In many cases, more particularly when the duration of the effect is to be limited to only one menstruation cycle, a dosage of up to about 100 mg is already sufficient. For ensuring contraception for a longer duration by a single application of gestagen, more particularly the gestagens of the first group can be administered in dosages of up to 500 mg.

With the utilisation of 19-nor-17alpha-hydroxy-progesterone capronate, the dose is from 3 to 20 mg, preferably about 5 mg and with the utilisation of 17alpha-hydroxy-progesterone capronate 75 to 150 mg, preferably about 100 mg, when the duration of activity of the method according to the invention is to cover one menstruation cycle.

An advantage of the method according to the invention is that the contraception is brought about without a simultaneous ovulation inhibition and, apart from the modification of the composition and structure of the cervical mucus, all biological and physiological phenomena of the sexual cycle remain uninfluenced. Side effects (which may occur as is known with the application of methods, for example a combination of active principles to be applied orally, in which the resulting contraception is based on the ovulation inhibiting effect of the active principle), for example stomach troubles, vomiting, increase of weight etc., are not observed with the application of the method according to the invention.

For the practical application of the method according to the invention, the active principle is preferably dissolved in a solvent suitable for parenteral injection as known to a skilled

person for such purposes, filtered sterile and filled into ampullae under aseptic conditions. Particularly suitable are oily solvents, such as for example sesame oil or castor oil. Apart from these solvents vegetable oils are also suitable, such as linseed oil, cotton seed oil, sunflower oil, arachid oil, olive oil, wheat oil, etc. For increasing the solubility of the active principles, diluting agents or dissolution promoters, such as for example benzyl benzoate, may be added to the oily solutions.

Apart from the said oily solvents, use can however also be made of synthetic solvents such as, for example, glycol, lactic acid ester, benzyl alcohol etc. The possible solvents mentioned above, of course are not exhaustive. This does not seem to be necessary because the expert is in a position, by reason of his professional knowledge, to choose from among the known solvents the most suitable for the purpose.

EXAMPLE 1.

5 g of 19-nor-17alpha-hydroxy-progesterone capronate are dissolved in sesame oil. The solution is made up with sesame oil to 1000 ml, filtered sterile and filled into 1 ml ampullae under aseptic conditions. Thereafter it is after-sterilised for 2 hours at 120°C.

EXAMPLE 2.

20 g of 19-nor-17alpha-hydroxy-progesterone capronate are dissolved in a mixture of castor oil/benzyl benzoate (6 : 4) and the solution is then made up to 1000 ml. The sterile filtered solution is filled in known manner into 1 ml ampullae under aseptic conditions. The ampullae are finally after-sterilised for 2 hours at 120°C.

EXAMPLE 3.

150 g of 17alpha-hydroxy-progesterone capronate are dissolved in a mixture of castor oil/benzyl benzoate (6 : 4) and then made up to 1000 ml of solution. The sterile filtered solution is, in known manner, filled into 1 or 2 ml ampullae under aseptic conditions. The ampullae are then after-sterilised for 2 hours at 120°C.

Having now particularly described and ascertained our said invention and the manner in which the same is to be performed, we declare that what we claim is:

1. A method for achieving contraception without the suppression of ovulation, characterised in that a suitable gestagen is administered parenterally, preferably intra-muscularly or subcutaneously.
2. A method in accordance with claim 1, characterised in that the active principle is administered in oily solution, preferably in sesame oil or castor oil, if desired in the presence of a dissolution promoter or dilution agent, for example benzyl benzoate
3. A method in accordance with claim 1, characterised in that the active principle is administered by implantation.
4. A method in accordance with any one of claims 1 to 3, characterised in that gestagens, which have no additional ovulation inhibiting or central inhibiting effects are used as the active principle.
5. A method in accordance with any one^{of}/claims 1 to 4, characterised in that as active principle hydroxy-progesterone or 19-nor-hydroxy-progesterone ester is used.
6. A method in accordance with any one of claims 1 to 5, characterised in that as active principle hydroxy-progesterone or 19-nor-hydroxy-progesterone capronate is dispensed.
7. A method in accordance with any one of claims 1 to 3, characterised in that as active principle, a gestagen is used with sufficient dissociation of the desired gestagenic effect from the undesired central inhibiting effect or ovulation inhibiting effect, at a dosage which with complete contraceptive effect does not reach the threshold dosage of the side effect.

8. A medicament for contraception, containing a gestagen ^{does} in a dosage which/not suppress or which only slightly suppresses the gonatropin secretion.
9. A medicament in accordance with claim 8; containing an active principle in accordance with claim 5 or 6.
10. A medicament in accordance with claim 8 or 9, containing as active principle 19-nor-17alpha-hydroxy-progesterone capronate at a dosage of 3 to 25 mg, preferably about 5 mg.
11. A medicament in accordance with claim 8 or 9, containing as active principle 17alpha-hydroxy-progesterone capronate at a dosage of 75 to 150 mg, preferably about 100 mg.
12. A method for achieving contraception, substantially as described herein.
13. A medicament for contraception, substantially as described herein.

DATED THIS 19th DAY OF APRIL 1968


PATENT ATTORNEY

This Page Is Inserted by IFW Operations
and is not a part of the Official Record

BEST AVAILABLE IMAGES

Defective images within this document are accurate representations of the original documents submitted by the applicant.

Defects in the images may include (but are not limited to):

- BLACK BORDERS
- TEXT CUT OFF AT TOP, BOTTOM OR SIDES
- FADED TEXT
- ILLEGIBLE TEXT
- SKEWED/SLANTED IMAGES
- COLORED PHOTOS
- BLACK OR VERY BLACK AND WHITE DARK PHOTOS
- GRAY SCALE DOCUMENTS

IMAGES ARE BEST AVAILABLE COPY.

**As rescanning documents *will not* correct images,
please do not report the images to the
Image Problem Mailbox.**



Государственный комитет
Совета Министров СССР
по делам изобретений
и открытий

О П И С А Н И Е ИЗОБРЕТЕНИЯ

К АВТОРСКОМУ СВИДЕТЕЛЬСТВУ

(11) 549118

- (61) Дополнительное к авт. свид-ву —
(22) Заявлено 02.04.73 (21) 1904192/15
с присоединением заявки № —
(23) Приоритет —
(43) Опубликовано 05.03.77. Бюллетень № 9
(45) Дата опубликования описания 23.06.77

(51) М.Кл.² А 01 К 67/02
//А 61 К 37/32

(53) УДК 612.621.5:
636.4(088.8)

(72) Авторы
изобретения

М. И. Прокофьев и Е. С. Прокофьева

(71) Заявитель

THE BRITISH LIBRARY

- 8 DEC 1977

SCIENCE RESEARCH LIBRARY

(54) СПОСОБ синхронизации половой охоты у циклирующих свиноматок

1

Изобретение относится к животноводству, в частности к препаратам для синхронизации охоты у сельскохозяйственных животных, преимущественно свиноматок.

Известно, что эффективные результаты по синхронизации охоты у свиной получают при использовании нестероидного ингибитора гонадотропной функции гипофиза-металлибура. (33828 дитиокарбомоилгидразин) английского производства. При ежедневном добавлении его к корму в течение 20 дней по 100 мг одному животному в день охота наступает у 75—90% свинок на 5—7 или 4—8 день после окончания скармливания. Оплодотворяемость в синхронизированную охоту колеблется от 35 до 82%. Для более точного контроля времени овуляции и охоты через день после окончания скармливания этого препарата инъекцируют СЖК, а на 4-й день — ХГ [1].

Недостаток данного способа — необходимость многократных обработок и периодическое появление у свинок побочных явлений, выражающихся, в частности, снижением аппетита.

Известен также способ синхронизации охоты у домашних животных, включающий парентеральное или оральное введение прогестагенов препаратов, например, 17 α -оксипрогестерона-капроната в дозе 4—5 мг на 1 кг живого веса [2, 3].

2

Недостаток этого способа — образование кистозных фолликулов, появление у свиной побочных явлений и высокая трудоемкость обработки, так как препараты приходится вводить многократно.

Цель изобретения — устранение отмеченных недостатков и создание способа, обеспечивающего повышение синхронности проявления охоты у свиноматок.

Это достигается тем, что циклирующим свиным вводят оксипрогестерон-капронат в смеси с эстрадиол-валерианатом в соотношении 50:1 в растворе растительного масла и бензил бензоата (7:3) в дозе соответственно 3—4 мг оксипрогестерон-капроната и 0,06—0,08 мг эстрадиол-валерианата на 1 кг живого веса.

Предлагаемый способ осуществляется следующим образом.

Оксипрогестерон-капронат и эстрадиол-валерианат растворяют в смеси растительного масла, например, хлопкового и бензил-бензоата в соотношении 7:3 соответственно до 10—12% и 0,20—0,25% концентрации. Полученный раствор стерилизуют в течение 2 час на водяной бане при температуре 100° С и охлаждают до комнатной температуры. После этого раствор препарата вводят животным путем однократной внутримышечной инъекции в области шеи или лопатки в количестве

3—4 мг оксипрогестерон-капроната и 0,06—0,08 мг эстрадиол-валерианата на кг живого веса. Вводимый препарат, обладая пролонгирующим действием, тормозит проявление охоты у обработанных свиней в течение 6—20 суток. Через 17—22 суток после обработки охота наступает одновременно у большинства свиней.

При испытании предлагаемого способа после инъекции раствора, содержащего 3—4 мг оксипрогестерон-капроната и 0,06—0,08 мг эстрадиол-валерианата на 1 кг живого веса в остром опыте на 30 свинок была обнаружена овуляция и образование желтых тел между 17 и 22 днями после обработки.

В производственных опытах установлено, что охота наступала у 95—100% свинок одновременно в течение 4—5 суток, начиная с 17—19 дня после обработки. Оплодотворяемость свинок была нормальной: 75% и выше после первого спаривания.

Формула изобретения

Способ синхронизации половой охоты у циклирующих свиноматок, включающий вве-

дение им внутримышечно прогестагенного препарата оксипрогестерон-капроната, отличающийся тем, что, с целью повышения синхронности проявления охоты у свиноматок, оксипрогестерон-капронат вводят в смеси с эстрадиол-валерианатом в соотношении 50:1, которые предварительно растворяют в смеси растительного масла и бензил-бензоата (7:3), в дозе соответственно 3—4 мг оксипрогестерон-капроната и 0,06—0,08 мг эстрадиол-валерианата на 1 кг живого веса.

Источники информации, принятые во внимание при экспертизе:

1. Семенов В. А и Ельчанинов В. В. Синхронизация охоты. — «Свиноводство», 1970, № 12, с. 27.

2. Клинский Ю. Д. и Даровских В. Е. Синхронизация половой функции у сельскохозяйственных животных. — «Сельское хозяйство за рубежом», 1972, № 3, с. 28.

3. Авторское свидетельство № 367866, кл. А 01 К 67/02, 1972.

Составитель А. Алексеенко

Редактор Н. Скворцова

Техред Л. Кочемирова

Корректор И. Симкина

Заказ 265/970

Изд. № 467

Тираж 729

Подписное

ЦНИИПИ Государственного комитета Совета Министров СССР

по делам изобретений и открытий
Москва, Ж-35, Раушская наб., д. 4/5

Тип. Харьк. фил. пред. «Патент»

AN 1978-09798A [05] WPIX

TI Compsn. for oestrus cycle control in sows - contg. hydroxy-
progesterone caproate, oestradiol valerate, **oil** and
benzyl benzoate to improve heat synchronisation.

DC B01 C03 P14

IN PROKOFEVA, E S

PA (PROK-I) PROKOFEV M I

CYC 1

PI SU---549118 A 19770623 (197805)*

PRAI 1973SU-1904192 19730402

AB SU 549118 A UPAB: 19930901

Heat is synchronised in sows by **intra-muscular injection** of hydroxyprogesterone capronate. Better synchronisation is attained by **injecting** the above capronate mixed with oestradiol valerate in the ratio 50:1. The **hormones** are dissolved in a 7:3 mixture of vegetable oil : **benzyl benzoate** and the dosage employed is 3/4 mg hydroxyprogesterone capronate and 0.06-0.08 mg oestradiol valerate per kg. body wt.

This Page Is Inserted by IFW Operations
and is not a part of the Official Record

BEST AVAILABLE IMAGES

Defective images within this document are accurate representations of the original documents submitted by the applicant.

Defects in the images may include (but are not limited to):

- BLACK BORDERS
- TEXT CUT OFF AT TOP, BOTTOM OR SIDES
- FADED TEXT
- ILLEGIBLE TEXT
- SKEWED/SLANTED IMAGES
- COLORED PHOTOS
- BLACK OR VERY BLACK AND WHITE DARK PHOTOS
- GRAY SCALE DOCUMENTS

IMAGES ARE BEST AVAILABLE COPY.

**As rescanning documents *will not* correct images,
please do not report the images to the
Image Problem Mailbox.**



Государственный комитет
СССР
по делам изобретений
и открытий

О П И С А Н И Е ИЗОБРЕТЕНИЯ

К АВТОРСКОМУ СВИДЕТЕЛЬСТВУ

- (61) Дополнительное к авт. свид-ву —
(22) Заявлено 26.06.75 (21) 2149961/30-15
с присоединением заявки № —
(23) Приоритет —
(43) Опубликовано 30.07.79. Бюллетень № 28
(45) Дата опубликования описания 30.07.79

(11) 676284

THE NATIONAL LIBRARY

22 FEB 1980

SCIENCE REFERENCE
LIBRARY

(51) М. Кл.²
А 61К 37/24

(53) УДК 577.17:591.
.147(088.8)

(72) Авторы
изобретения М. И. Прокофьев, А. С. Биккулов, П. И. Леднев и Г. М. Кадатский

(71) Заявитель Научно-исследовательский институт животноводства

(54) СПОСОБ СИНХРОНИЗАЦИИ ПОЛОВОЙ ОХОТЫ У САМОК ДОМАШНИХ ЖИВОТНЫХ

1

Изобретение относится к сельскому хозяйству, в частности к животноводству, и может быть использовано в регуляции воспроизводительной функции у самок крупного рогатого скота.

Известен способ синхронизации охоты у домашних животных путем однократной инъекции 17α -оксипрогестерона-капроната [1].

Однако этот способ не обеспечивает высокой точности регулирования сроков проявления охоты, а также существенного сокращения сервис-периода у коров.

Цель изобретения — повышение эффективности синхронизации половой охоты у самок домашних животных.

Для достижения этой цели животным вводят 17α -оксипрогестерон-капронат подкожно в количестве 4—5 мг на 1 кг живой массы за 18—20 дней до осеменения телками и в первый месяц после отела коровам. На 17—18 день после введения этого препарата животным инъектируют 1000—1500 ед. хорионического гонадотропина и 5—10 мг 0,2—0,5%-ного раствора эстрадиола бензоата на одну голову.

При этом растворы хорионического гонадотропина и эстрадиола бензоата вводят одновременно раздельно или перед инъек-

2

цией смешивают и вводят в виде эмульсии внутримышечно.

Пример 1. Научно-производственный опыт проводят на 35 коровах, 17α -оксипрогестерон-капронат растворяют в смеси растительного масла и бензил-бензоата в соотношении 7:3 до 10%-ной концентрации и вводят коровам однократно подкожно в количестве 4—5 мг на 1 кг живой массы в первый месяц после отела, начиная с 10—15 дня. На 17—18-й день после введения этого препарата животным инъектируют хорионический гонадотропин в 0,9%-ном водном растворе хлористого натрия в количестве 1000—1500 ед. и эстрадиол бензоат, растворенный в растительном масле до 0,2—0,5%-ной концентрации в количестве 5—10 мг на одно животное.

Указанная обработка обеспечивает синхронное проявление охоты у всех коров в течение трех суток и сокращение продолжительности сервис-периода на 42 дня (52,6 дней у обработанных коров по сравнению с 94,5 днями у контрольных).

Пример 2. Телкам опытной группы (46 голов) за 20—30 дней до того, как они достигнут живой массы, необходимой для случки, инъектируют подкожно однократно 17α -оксипрогестерон-капронат в дозе 1500 мг, а затем на 18-й день после первой

обработки вводят 10 мг эстрадиола бензоата и 1000 ед. хорионического гонадотропина. Гормональные препараты растворяют в тех же растворителях, как описано в 1 примере, 41 (89,1%) из 46 телок пришли в охоту в течение двух суток после второй обработки и 16 (39,0%) из 41 телки оплодотворились после первого осеменения замороженной спермой. За две последовательные охоты оплодотворились 42 (91,3%) из 46 телок в опытной группе против 49 (87,5%) из 56 телок в контрольной группе. Продолжительность времени от окончания обработки до оплодотворенного осеменения в группе обработанных телок составила $19,5 \pm 6,3$ дня против $44,4 \pm 5,4$ дня в контрольной группе. Таким образом, плодотворное осеменение в группе обработанных телок наступило на 21,1 дня раньше, чем в контрольной группе.

Формула изобретения

1. Способ синхронизации половой охоты у самок домашних животных, преимущественно крупного рогатого скота, включающий введение прогестагенного препарата, предпочтительно 17α -оксипрогестерона-кап-

роната в смеси с растительным маслом и бензилбензоатом, отличающийся тем, что, с целью повышения эффективности способа, 17α -оксипрогестерон-капроат вводят телкам за 18—20 дней до осеменения, а коровам в первый месяц после отела, а затем животным через 17—18 суток дополнительно инъецируют хорионический гонадотропин и эстроген.

2. Способ по п. 1, отличающийся тем, что хорионический гонадотропин вводят в дозе 1000—1500 единиц на одно животное.

3. Способ по п. 1, отличающийся тем, что в качестве эстрогена используют 0,2—0,5%-ный раствор эстрадиол бензоата, который вводят в дозе 5,0—10,0 мг на животное.

4. Способ по п. 1, отличающийся тем, что растворы хорионического гонадотропина и эстрадиола бензоата вводят одновременно раздельно или перед инъекцией смешивают и вводят в виде эмульсии внутримышечно.

Источники информации,

принятые во внимание при экспертизе

1. Авторское свидетельство СССР № 367866, А 61D 7/00, 1973.

Составитель А. Макаров

Редактор Г. Кузьмина

Техред А. Камышニコва

Корректор В. Петрова

Заказ 1782/11

Изд. № 478

Тираж 681

Подписное

НИИ «Поиск» Государственного комитета СССР по делам изобретений и открытий
113035, Москва, Ж-35, Раушская наб., д. 4/5

Типография, пр. Сапунова, 2

QR

gc0174

FILE 'WPIX' ENTERED AT 16:21:29 ON 18 APR 2001

L2 1 SU676284/PN

L2 ANSWER 1 OF 1 WPIX COPYRIGHT 2001 DERWENT INFORMATION LTD
AN 1980-23354C [13] WPIX

TI Farm animal, e.g. cow, heat period synchronisation - by injecting
17-alpha-hydroxy-progesterone capronate and later, chorionic gonadotropin
and oestrogen.

DC B01 C03

IN BIKKULOV, A S; LEDNEV, P I; PROKOFEV, M I

PA (LIVE-R) LIVESTOCK RES INST

CYC 1

PI SU---676284 A 19790730 (198013)* <--

PRAI 1975SU-2149961 19750626

AB SU 676284 A UPAB: 19930902

Heat of female farm animals, esp. cows, is synchronised for the husbandry
purposes by subcutaneously injecting 17 alpha-hydroxyprogesterone
capronate mixed with a vegetable oil and benzyl benzoate.

The effectiveness of synchronisation with respect to heifers is
enhanced by carrying out the injecting 18-20 days before the fecundation;
cows are inoculated within one month after the calving. In both cases,
after 17-18 days, an additional injection is applied contg. chorionic
gonadotropine and oestrogen.

FULL ESTIMATED COST 2.86 3.06
STN INTERNATIONAL LOGOFF AT 16:22:45 ON 18 APR 2001

This Page Is Inserted by IFW Operations
and is not a part of the Official Record

BEST AVAILABLE IMAGES

Defective images within this document are accurate representations of the original documents submitted by the applicant.

Defects in the images may include (but are not limited to):

- BLACK BORDERS
- TEXT CUT OFF AT TOP, BOTTOM OR SIDES
- FADED TEXT
- ILLEGIBLE TEXT
- SKEWED/SLANTED IMAGES
- COLORED PHOTOS
- BLACK OR VERY BLACK AND WHITE DARK PHOTOS
- GRAY SCALE DOCUMENTS

IMAGES ARE BEST AVAILABLE COPY.

**As rescanning documents *will not* correct images,
please do not report the images to the
Image Problem Mailbox.**

THIS PAGE BLANK (USPTO)

19



Europäisches Patentamt
European Patent Office
Office européen des brevets

11 Publication number:

0 138 504
A2

12

EUROPEAN PATENT APPLICATION

21 Application number: 84306715.8

51 Int. Cl.⁴: **C 07 J 41/00, A 61 K 31/565,**
C 07 J 31/00

22 Date of filing: 02.10.84

30 Priority: 12.10.83 GB 8327256

71 Applicant: **IMPERIAL CHEMICAL INDUSTRIES PLC,**
Imperial Chemical House Millbank, London SW1P 3JF
(GB)

43 Date of publication of application: 24.04.85
Bulletin 85/17

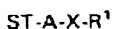
72 Inventor: **Bowler, Jean, 9 Tatton Drive, Sandbach**
Cheshire (GB)
Inventor: **Tait, Brian Steele, 3, Batemill Close,**
Macclesfield Cheshire (GB)

84 Designated Contracting States: **AT BE CH DE FR GB IT**
LI LU NL SE

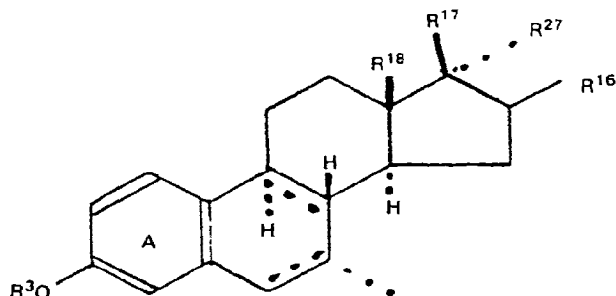
74 Representative: **Slatcher, Reginald Peter et al, Imperial**
Chemical Industries PLC Legal Department: Patents
P.O. Box 6 Bessemer Road, Welwyn Garden City
AL7 1HD (GB)

54 **Steroid derivatives.**

57 A steroid derivative of the formula:



wherein ST is a 7 α -linked steroid nucleus of the general formula:



wherein the double bond(s) carbon atoms 6 and 7 and/or carbon atoms 8 and 9 are optional;
wherein the aromatic ring A may optionally bear one or two halogen or alkyl substituents;
wherein R³ is hydrogen, alkyl, or acyl;
wherein R¹⁶ is hydrogen, alkyl or hydroxy;

wherein either R¹⁷ is hydroxy or acyloxy and R²⁷ is hydrogen, alkyl, akenyl or alkynyl, or R¹⁷ and R²⁷ together form oxo (=O);

wherein R¹⁸ is alkyl;

wherein A is alkylene, alkenylene or alkynylene optionally fluorinated and optionally interrupted by -O-, -S-, -SO-, -SO₂-, -CO-, -NR-, -NRCO-, -CONR-, -COO-, -OCO- or phenylene, wherein R is hydrogen or alkyl;

wherein R¹ is hydrogen, alkyl, alkenyl, cycloalkyl, halogenoalkyl, carboxyalkyl, alkoxycarbonylalkyl, aryl, arylalkyl, or dialkylaminoalkyl, or R¹ is joined to R² as defined below;

and wherein X is -CONR²-, -CSNR²-, -NR¹²CO-, -NR¹²CS-, NR²²

||
-NR¹²CONR²-, NR¹²C-NR²-, -SO₂NR²-, or -CO-; or, when R¹ is not hydrogen, is -O-, -NR²-, -(NO)R²-, -(PO)R²-, -NR¹²COO-; -NR¹²SO₂-, -S-, -SO- or -SO₂;

wherein R² is hydrogen or alkyl or R¹ and R² together form alkylene or halogenoalkylene;

wherein R¹² is hydrogen or alkyl and wherein R²² is hydrogen, cyano or nitro;

or a salt thereof when appropriate.

EP 0 138 504 A2

STEROID DERIVATIVES

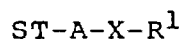
This invention relates to new steroid derivatives which possess antioestrogenic activity.

Various oestradiol derivatives are known which bear a carboxyalkyl substituent at the 7 α -position.

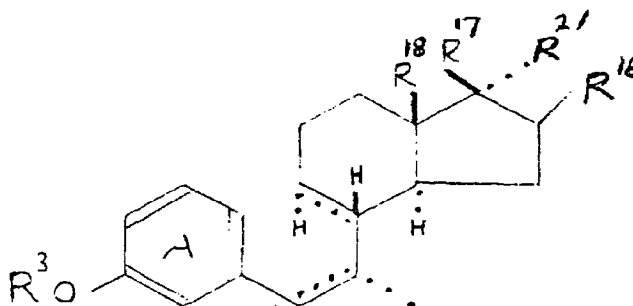
5 These have been used, when bound via the carboxy group to polyacrylamide resin or to agarose, for the purification of oestrogen receptors (Journal of Biological Chemistry, 1978, 253, 8221); and, when
10 conjugated with bovine serum albumin, for the preparation of antigens (United Kingdom Specification No. 1,478,356).

We have now found that certain 7 α -substituted derivatives of oestradiol and related steroids possess potent antioestrogenic activity.

15 According to the invention there is provided a steroid derivative of the formula:-



wherein ST is a 7 α -linked steroid nucleus of the general formula:-



wherein the dotted lines between carbon atoms 6 and 7, and carbon atoms 8 and 9, of the steroid nucleus indicate that there is an optional double bond between carbon atoms 6 and 7, or that there are two optional
5 double bonds between carbon atoms 6 and 7 and carbon atoms 8 and 9;

wherein the aromatic ring A may optionally bear one or two halogen or alkyl substituents;

wherein R³ is hydrogen or alkyl, alkanoyl, alkoxy carbonyl, carboxyalkanoyl or aroyl each of up to
10 carbon atoms;

wherein R¹⁶ is hydrogen, alkyl of up to 6 carbon atoms which is preferably in the β -configuration, or hydroxy which is preferably in the α -configuration;

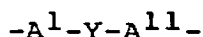
wherein either R¹⁷ (in the β -configuration) is hydroxy or alkanoyloxy, carboxyalkanoxy or aroyloxy each of up to 10 carbon atoms; and R²⁷ (in the α -
15 configuration) is hydrogen or alkyl, alkenyl or alkynyl each of up to 6 carbon atoms ;

or R¹⁷ and R²⁷ together form oxo (=O);

wherein R¹⁸ is alkyl of up to 6 carbon atoms;

wherein A is straight- or branched- chain alkylene, alkenylene or alkynylene each of from 3 to 14 carbon atoms, which may have one or more hydrogen atoms

25 replaced by fluorine atoms, or has the formula



wherein A¹ and A¹¹ are each alkylene or alkenylene, optionally fluorinated, having together a total of 2 to 13 carbon atoms and Y is -O-, -S-, -SO-, -SO₂-, -CO-
30 or -NR- wherein R is hydrogen or alkyl of up to 3 carbon atoms;

or A¹ is alkylene or alkenylene, optionally fluorinated, and A¹¹ is a direct link or alkylene or alkenylene, optionally fluorinated, such that A¹ and

A¹¹ together have a total of 1 to 12 carbon atoms, and Y is -NRCO-, -CONR-, -COO-, -OCO- or phenylene wherein R has the meaning stated above;

wherein R¹ is hydrogen, or alkyl, alkenyl, cycloalkyl, halogenoalkyl, carboxyalkyl, alkoxycarbonylalkyl, aryl or arylalkyl each of up to 10 carbon atoms, or dialkylaminoalkyl wherein each alkyl is of up to 6 carbon atoms, or R¹ is joined to R² as defined below;

and wherein X is -CONR²-, -CSNR²₂₂-, -NR¹²-CO-,

-NR¹²-CS₂-, -NR¹²-CONR²-, -NR¹²_{NR}-C-NR²-,
-SO₂NR¹- or -CO-;

or, when R¹ is not hydrogen, is -O-, -NR²-,
-(NO)R²-, -(PO)R²-, -NR¹²-COO-, -NR¹²-SO₂-, -S-,

-SO- or -SO₂-;

wherein R¹ is hydrogen or alkyl of up to 6 carbon atoms, or R¹ and R² together form alkylene or halogenoalkylene such that, with the adjacent nitrogen atom, they form a heterocyclic ring of 5 to 7 ring atoms, one of which atoms may be a second heterocyclic atom selected from oxygen, sulphur and nitrogen;

wherein R¹² is hydrogen or alkyl of up to 6 carbon atoms;

and wherein R²² is hydrogen, cyano or nitro;

or a salt thereof when appropriate.

A suitable value for the halogen or alkyl substituent in ring A is, for example, fluoro, chloro, bromo, iodo, methyl or ethyl.

A suitable value for R³ when it is alkyl, alkanoyl, alkoxycarbonyl, carboxyalkanoyl or aroyl is, for example, methyl, ethyl, acetyl, propionyl, butyryl, pivalyl, decanoyl, isopropoxycarbonyl, succinyl or benzoyl. R³ is preferably hydrogen or alkanoyl or alkoxycarbonyl each of up to 5 carbon atoms.

A suitable value for R¹⁶ when it is alkyl is, for example, methyl or ethyl. R¹⁶ is preferably hydrogen.

5 A suitable value for R¹⁷ when it is alkanoyloxy, carboxyalkanoyloxy or aroyloxy is, for example, acetoxy, propionyloxy, succinyloxy or benzoyloxy. R¹⁷ is preferably hydroxy.

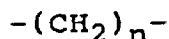
10 A suitable value for R²⁷ when it is alkyl, alkenyl or alkynyl is, for example, ethyl, vinyl or ethynyl. R²⁷ is preferably hydrogen.

A suitable value for R¹⁸ is methyl or ethyl, especially methyl.

15 The group ST- is preferably oestra-1,3,5(10)-triene-3,17 β -diol, 3-hydroxyoestra-1,3,5(10)-triene-17-one or 17 α -ethynyloestra-1,3,5(10)-triene-3,17 β -diol, all of which bear the -A-X-R¹ substituent in the 7 α -position, or a 3-alkanoyl ester thereof.

One preferred value for the group -A- is a straight-chain alkylene group of the formula

20

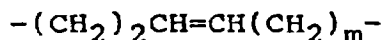


wherein n is an integer of from 3 to 14, especially from 7 to 11, which may have one of the hydrogen atoms replaced by fluorine, for example to provide the group

25

-(CH₂)₈CHFCH₂-. A may also be a branched-chain alkylene group, for example the group

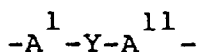
-(CH₂)₆CH(CH₃)-, or a straight-chain alkenylene group, for example of the formula



30

wherein m is an integer from 0 to 10, especially from 3 to 7.

A second preferred value for the group A is a group of the formula



wherein A¹ is straight-chain alkylene or alkenylene each of 2 to 9 carbon atoms, especially alkylene of 4 to 6 carbon atoms, -Y- is phenylene (ortho, meta- or, especially, para-) and A¹¹ is a direct link, ethylene or vinylene, especially ethylene.

A suitable value for R¹ when it is alkyl, alkenyl or cycloalkyl is, for example, methyl, ethyl, n-propyl, isopropyl, n-butyl, isobutyl, t-butyl, n-pentyl, t-pentyl, 2,2-dimethylpropyl, 1-methylbutyl, 2-methylbutyl, 3-methylbutyl, n-hexyl, 1,1-dimethylbutyl, 1,3-dimethylbutyl, n-heptyl, n-nonyl, n-decyl, n-undecyl, allyl, cyclopentyl or cyclohexyl.

A suitable value for R¹ when it is aryl or arylalkyl is, for example, phenyl, 2-ethylphenyl, p-fluorophenyl, p-chlorophenyl, m-chlorophenyl, p-cyanophenyl, p-methoxyphenyl, benzyl, X-methylbenzyl, p-chlorobenzyl, p-fluorophenethyl or p-chlorophenethyl.

A suitable value for R¹ when it is halogenoalkyl, carboxyalkyl, alkoxycarbonylalkyl or dialkylaminoalkyl is, for example, 2-chloro-2,2-difluoroethyl, 2,2,2-trifluoroethyl, 2,2,3,3,3-pentafluoropropyl, 3-chloropropyl, 2,2-difluorobutyl, 4,4,4-trifluorobutyl, 1H,1H-heptafluorobutyl, 4,4,5,5,5-pentafluoropentyl, 4,4,5,5,6,6,6-heptafluorohexyl, 1H,1H-tridecafluoroheptyl, 5-carboxypentyl, 5-methoxycarbonylpentyl or 3-dimethylaminopropyl.

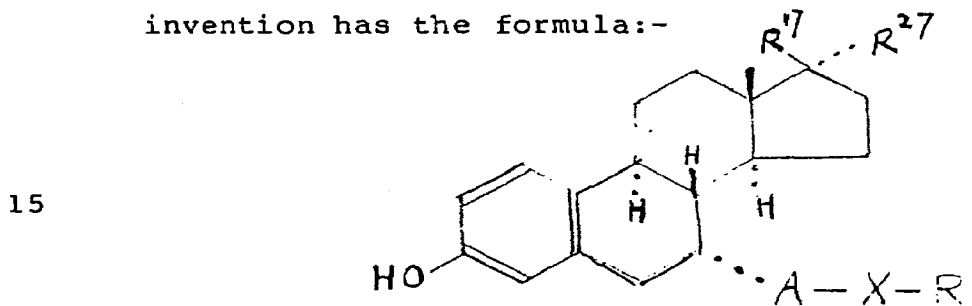
A suitable value for the heterocyclic ring -NR¹R² is, for example, pyrrolidino, piperidino, 4-methylpiperidino, 4-ethylpiperidino, 3-methylpiperidino, 3,3-dimethylpiperidino, 4-chloropiperidino, morpholino or 4-methylpiperazino.

A suitable value for R² or R¹² when it is alkyl is, for example, methyl, ethyl or n-butyl.

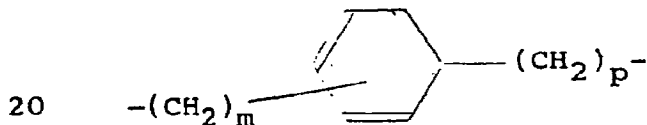
One appropriate salt is an acid-addition salt of a steroid derivative which possesses an amino function, for example a compound wherein Y is -NR-, X is -NR²- or R¹ is dialkylaminoalkyl. A suitable acid-addition salt is, for example, a hydrochloride, hydrobromide, acetate, citrate, oxalate or tartrate.

Another appropriate salt is a base-addition salt of a steroid derivative which possesses a carboxy function, for example a compound wherein R¹ is carboxyalkyl. A suitable base-addition salt is, for example, a sodium, potassium, ammonium or cyclohexylamine salt.

A preferred steroid derivative of the invention has the formula:-



wherein R¹⁷ is hydroxy and R²⁷ is hydrogen or ethynyl, or R¹⁷ and R²⁷ together form oxo; wherein -A- is -(CH₂)_n-, wherein n is an integer from 3 to 14, especially from 7 to 11, or -A- is



wherein m is an integer from 2 to 9, especially from 4 to 6, and p is 0 to 2, especially 0 or 2;

wherein R¹ is alkyl, fluoroalkyl or cycloalkyl each of up to 10 carbon atoms, or phenyl, chlorophenyl or benzyl, or is linked to R² as stated below;

wherein X is -CONR²-, -NR¹²CO-, -S-, -SO- or -SO₂-, wherein R² is hydrogen or alkyl of up to 3 carbon

atoms or together with R^1 forms alkylene of 5 or 6 carbon atoms, and wherein R^{12} is hydrogen or alkyl of up to 3 carbon atoms.

A particularly preferred steroid derivative of the invention has the last-mentioned formula wherein the number of carbon atoms in the two groups A and R^1 adds up to between 12 and 16, inclusive, especially 14 if neither R^1 nor A contains a phenyl or phenylene group, and 16 if there is a phenylene group in -A- or a phenyl group in R^1 .

Specific steroid derivatives of the invention are hereinafter described in the Examples. Of these, particularly preferred compounds are:

N-n-butyl-N-methyl-, N-2,2,3,3,4,4,4-heptafluorobutyl-N-methyl- and N, N-(3-methylpentamethylene)-11-(3,17 β -dihydroxyoestra-1,3,5(10)-trien-7 α -yl)undecamide;

N-n-butyl- and N-2,2,3,3,4,4,4-heptafluorobutyl-3-p-[4-(3,17 β -dihydroxyoestra-1,3,5(10)-trien-7 α -yl)butyl]phenylpropionamide;

7 α -(10-p-chlorophenylthiodecyl)-, 7 α -(10-p-chlorophenylsulphonyldecyl)-, 7 α -[9-(4,4,5,5,5-pentafluoropentylsulphonyl)nonyl]-, 7 α -[10-(4,4,4-trifluorobutylsulphonyl)-decyl]- and 7 α -[10-(p-chlorobenzylsulphonyl)decyl]oestra-1,3,5(10)-triene-3,17 β -diol; and

7 α -(9-n-heptylsulphonylnonyl)oestra-1,3,5(10)-triene-3,17 β -diol.

A preferred process for the manufacture of a steroid derivative of the invention wherein X has the formula $-\text{CONR}^2-$, $-\text{CSNR}^2-$ or $-\text{SO NR}^2-$ comprises the reaction of a compound of the formula $\text{ST}^1-\text{A}-\text{Z}^1$, wherein A has the meaning stated above, wherein ST^1 either has the same meaning as stated above for ST, or is an equivalent 7 α -linked steroid nucleus which bears one or more protecting groups for functional derivatives, and wherein Z^1 is an activated group

derived from a carboxylic, thiocarboxylic or sulphonic acid, with an amine of the formula HNR^1R^2 , wherein R^1 and R^2 have the meanings stated above, whereafter any protecting group in ST^1 is removed by conventional means.

A suitable activated group Z^1 is, for example, a mixed anhydride, for example an anhydride formed by reaction of the acid with a chloroformate such as isobutyl chloroformate.

A suitable protecting group in ST^1 is, for example, an alkyl or aralkyl ether, for example the methyl or benzyl ether, of the 3-hydroxy function, or a tetrahydropyranyl ether of the 17β -hydroxy function.

A preferred process for the manufacture of a steroid derivative of the invention wherein X has the formula $-\text{CO}-$ comprises the reaction of an acid of the formula $\text{ST}^1-\text{A}-\text{COOH}$, wherein ST^1 and A have the meanings stated above, with an organometallic compound of the formula R^1-M , wherein R^1 has the meaning stated above and M is a metal group, for example the lithium group, whereafter any protecting group in ST^1 is removed by conventional means.

A preferred process for the manufacture of a steroid derivative of the invention wherein X has the formula $-\text{S}-$, $-\text{O}-$, $-\text{NR}^2-$ or $-(\text{PO})\text{R}^2-$ comprises the reaction of a compound of the formula $\text{ST}^1-\text{A}-\text{Z}^2$, wherein ST^1 and A have the meanings stated above and wherein Z^2 is a displaceable group, with a compound of the formula R^1SH , R^1OH , HNR^1R^2 or $\text{R}^1\text{R}^2\text{P}-\text{C}_6\text{H}_5$ wherein R^1 and R^2 have the meanings stated above, whereafter any protecting group in ST^1 is removed by conventional means, and whereafter a phosphonium salt is hydrolysed to the phosphinyl compound.

A suitable value for Z^2 is, for example, a halogen atom or a sulphonyloxy group, for example the methanesulphonyloxy or toluene-p-sulphonyloxy group.

A preferred process for the manufacture of a

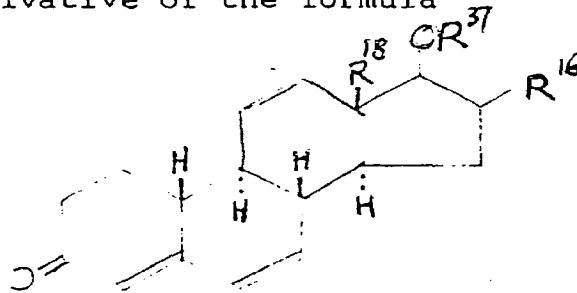
steroid derivative of the invention wherein X has the formula $-\text{NR}^{12}\text{CO}-$, $-\text{NR}^{12}\text{CS}-$, $-\text{NR}^{12}\text{CONR}^2-$,

$-\text{NR}^{12}\overset{\text{NR}}{\parallel}\text{C}-\text{NR}^2-$, $-\text{NR}^{12}\text{COO}-$ or $-\text{NR}^{12}\text{SO}_2-$ comprises the reaction of a compound of the formula $\text{ST}^1-\text{A}-\text{NHR}^{12}$,

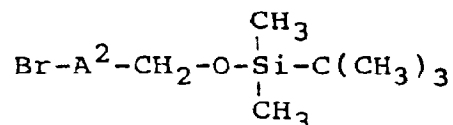
5 wherein ST^1 , A and R^{12} have the meanings stated above, with an acylating agent derived from an acid of the formula R^1COOH , R^1CSOH , R^1OCOOH or $\text{R}^1\text{SO}_2\text{OH}$; or, for the manufacture of a urea, with an isocyanate of the formula R^1NCO ; or, for the
10 manufacture of a guanidine, with a cyanamide of the formula $\text{R}^1\text{NR}^2-\text{CN}$, whereafter any protecting group in ST^1 is removed by conventional means.

A suitable acylating agent is, for example, an acyl chloride or acyl anhydride.

15 The starting materials for use in all the abovementioned processes may be obtained by reacting a steroid derivative of the formula

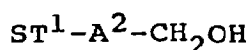


20 wherein R^{16} and R^{18} have the meanings stated above and wherein R^{37} is an acyl group, for example the acetyl group, with a compound of the formula



25 wherein A^2 either has the same meaning as stated above for A, or wherein $-\text{A}^2-\text{CH}_2-$ has the same meaning as stated above for A;

separating the isomers at the 7-position of the steroid nucleus to provide the 7α -isomer; hydrolysing off the dimethyl-t-butylsilyl protecting group; and converting the steroidal part of the molecule to the required structure by conventional reactions. The intermediate product obtained, which has the formula:-



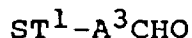
wherein ST^1 has the meaning stated above, may be oxidised to the corresponding carboxylic acid of the formula ST^1-A^2-COOH which provides the starting material for the first or second process of the invention described above;

or it may be converted into a compound of the formula $ST^1-A^2-CH_2Z^2$ by reaction with a halogenating agent or a sulphonylating agent to provide the starting material for the third process of the invention described above.

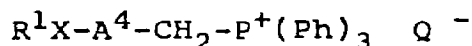
The starting material for the fourth process of the invention described above may be obtained by using the third process of the invention described above except that an amine of the formula $R^{12}NH_2$ is used in place of an amine of the formula HNR^1R^2 .

The intermediate of the formula $ST^1-A^2-CH_2OH$ may be oxidised to an aldehyde of the formula ST^1-A^2-CHO which may then be used, by reaction with an appropriately-substituted hydrocarbyl-triphenylphosphonium salt or hydrocarbyltriethylphosphonate, to prepare a starting material wherein -A- is alkenylene.

An alternative process for the manufacture of a steroid derivative of the invention wherein -A- is alkenylene of the formula $-A^3-CH=CH-A^4-$ comprises the reaction of a compound of the formula:-



wherein ST^1 and A^3 have the meanings stated above, with a triphenylphosphonium salt of the formula:-

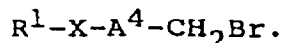


5 wherein R^1 , X and A^4 have the meanings stated above and wherein Q^- is an anion, for example the bromide ion.

The reaction may be carried out in solution in dimethyl sulphoxide in the presence of dimethyl sodium.

10 The steroidal aldehyde starting material when $-A^3-$ is $-A^2-$ as defined above may be obtained by oxidation of the corresponding alcohol as described above. The steroidal aldehyde starting material wherein $-A^3-$ is a direct link may be obtained from the 3-keto-
15 $\Delta^{4,6}$ -initial steroidal starting material described above by reaction with cyanide to give the 3-keto- Δ^4 - 7α -cyano compound, aromatisation, suitable protection and then reduction of the cyano group to the formyl group.

The phosphonium starting material may be
20 obtained by reaction of triphenylphosphine with a bromide of the formula



A steroid derivative of the invention wherein
25 ST is a 17β -hydroxy-steroid derivative may be converted by conventional reactions into the corresponding 17-keto steroid derivative, and thence to the corresponding 17β -hydroxy- 17α -hydrocarbonyl steroid derivative (that is, a steroid derivative of the invention wherein R^{27} is alkyl, alkenyl or alkynyl). Similarly, a steroid
30 derivative of the invention wherein R^3 and/or R^{17}

are other than hydrogen may be obtained from the corresponding compounds wherein R^3 and/or R^{17} are hydrogen by conventional etherification or esterification processes, and these may also be used in reverse to prepare the corresponding hydroxy compounds.

5 A steroid derivative of the invention wherein A is alkenylene may be hydrogenated to provide the corresponding compound wherein A is alkylene.

10 A steroid derivative of the invention wherein -X- is $-\text{CH}_2\text{NR}^2-$ or $-\text{NR}^2\text{CH}_2-$ may be obtained by the reduction, for example with borane, of the corresponding compound wherein -X- is $-\text{CONR}^2-$ or $-\text{NR}^2\text{CO}-$.

15 A steroid derivative of the invention wherein -X- is $-\text{CSNH}-$ or $-\text{NHCS}-$ may be obtained by the reaction of the corresponding compound wherein X is $-\text{CONH}-$ or $-\text{NHCO}-$ with 2,4-bis-(4-methoxyphenyl)-1,3-dithia-2,4-diphosphetane-2,4-disulphide.

20 A steroid derivative of the invention wherein X is $-(\text{NO})\text{R}^2$, $-\text{SO}-$ or $-\text{SO}_2-$ may be obtained by the oxidation of the corresponding compound wherein X is $-\text{NR}^2-$ or $-\text{S}-$. The conditions for the oxidation will be chosen to provide the desired product; for example aqueous sodium metaperiodate will oxidise the sulphur group to sulphinyl, and m-chloroperbenzoic acid in
25 chloroform solution will oxidise the sulphur group to sulphonyl or the amine to its oxide.

30 As stated above, a steroid derivative of the invention possesses antioestrogenic activity. This may be demonstrated by its effect in antagonising the increase in weight of the uterus of an immature female rat produced by administering oestradiol benzoate to said rat. Thus, when a steroid derivative of the invention and oestradiol benzoate are co-administered
35 for 3 days to such a rat, a smaller increase in uterine

weight is produced than the substantial increase which would be produced by the administration of oestradiol benzoate without the steroid derivative of the invention.

5 In particular, a preferred steroid derivative of the invention produces an antioestrogenic effect at a dose which produces no partial agonist effect, unlike the known antioestrogens tamoxifen and clomiphene. When a preferred steroid is coadministered with oestradiol
10 benzoate to a rat as described above, no increase in uterine weight whatsoever is observed at a suitable dose.

 A compound with the above pharmacological properties is of value in the treatment of the same
15 conditions in which tamoxifen is beneficial, in particular, in the treatment of anovulatory infertility and in the treatment of breast tumours. It is also of value in the treatment of menstrual disorders.

 When used to produce an anti-oestrogenic
20 effect in warm-blooded animals, a typical daily dose is from 0.1 to 25 mg/kg. administered orally or by injection. In man this is equivalent to an oral dose of from 5 to 1250 mg./day. A steroid derivative of the invention is most conveniently administered to man in
25 the form of a pharmaceutical composition.

 According to a further feature of the invention, there is provided a pharmaceutical composition comprising a steroid derivative of the invention together with a pharmaceutically acceptable
30 diluent or carrier.

 The composition may be in a form suitable for oral or parenteral administration. A tablet or capsule is a particularly convenient form for oral
35 administration and such a composition may be made by conventional methods and contain conventional excipients. Thus a tablet could contain diluents, for example mannitol or maize starch, disintegrating agents, for example alginic acid, binding agents, for example

methyl-cellulose, and lubricating agents, for example magnesium stearate.

5 The composition may contain, in addition to the steroid derivative of the invention, one or more antiandrogenic agents or antiprogestational agents.

A composition for oral administration may conveniently contain from 5 to 500 mg. of a steroid derivative of the invention.

10 The invention is illustrated but not limited by the following Examples:-

Example 1

15 N-Methylmorpholine (0.24 ml.) and isobutyl chloroformate (0.288 ml.) were successively added to a stirred solution of 11-(17 β -acetoxy-3-benzoyloxyoestra-1,3,5(10)-trien-7 α -yl)undecanoic acid (1.0 g.) in methylene chloride (17 ml.) which was cooled to -10°C., and after 30 minutes n-butylamine (0.29 ml.) was added and the mixture was stirred at laboratory temperature for 15 minutes. Saturated aqueous sodium bicarbonate 20 solution (20 ml.) was added and the mixture was extracted four times with methylene chloride (50 ml. each time). The combined extracts were washed with water (10 ml.), dried and evaporated to dryness. There was thus obtained as residue 11-(17 β -acetoxy-3-benzoyloxy-N-n-butylloestra-1,3,5(10)-trien-7 α -yl)undecanamide as an 25 oil.

Aqueous N-sodium hydroxide solution (8 ml.) was added to a stirred solution of the above amide (1.06 g.) in a mixture of methanol (16 ml.) and tetra- 30 hydrofuran (8 ml.) and the mixture was stirred at laboratory temperature for 18 hours, neutralised with aqueous N-hydrochloric acid and the organic solvents were removed by evaporation. Water (40 ml.) was added and the mixture was extracted four times with methylene 35 chloride (60 ml. each time). The combined extracts were washed with water (10 ml.), dried and evaporated to dryness and the residue was purified by chromatography

on a silica gel (Merck Kieselgel 60) column using a 13:7 v/v mixture of ethyl acetate and toluene as eluant. There was thus obtained N-n-butyl-11-(3,17 β -dihydroxyoestra-1,3,5(10)trien-7 α -yl)undecanamide as an oil which was characterised by the following data:-

Proton magnetic resonance spectrum (in CDCl₃)

	<u>Shift (δ)</u>	<u>Type of peak</u>	<u>No of protons</u>	<u>Assignment</u>
	7.16	multiplet	1) aromatic
10	6.65	"	2) protons at positions 1, 2 and 4
	3.7		1	position 17
	3.28	quartet	2	-CH ₂ -adjacent to -CO-
15	0.90	triplet	3	-CH ₃ in n-butyl
	0.78	singlet	3	position 18

Mass Spectrum

$M^+ = 511.4039$ (C₃₃H₅₃O₃N requires 511.4024)

20 $M - H_2O = 493$

$M - (CH_2CONHC_4H_9) = 397$

Thin layer chromatography (silica gel plates using a 7.3 v/v mixture of ethyl acetate and toluene)

$R_F = 0.3$

The 11-(17 β -acetoxy-3-benzoyloxyoestra-1,3,5(10)-trien-7 α -yl)-undecanoic acid used as starting material was obtained as follows:-

5 A solution of dimethyl-t-butylsilyl chloride (37.3 g.) in tetrahydrofuran (40 ml.) was added to a solution of 11-bromoundecanol (50.18 g.) and imidazole (28.95 g.) in tetrahydrofuran (120 ml.) and the mixture was kept at laboratory temperature for 1.75 hours, diluted with diethyl ether (300 ml.) and filtered. The filtrate
10 was evaporated to dryness and the residue purified by chromatography on silica gel using a 4:1 v/v mixture of petroleum ether (b.p. 60-80°C.) and toluene as eluant.

A solution of the 11-(dimethyl-t-butylsilyloxy)undecyl bromide thus obtained (73.1 g.) in
15 tetrahydrofuran (200 ml.) was added during 2 hours to a stirred suspension of magnesium turnings (4.8 g.) in tetrahydrofuran (20 ml.) under normal conditions for preparation of a Grignard reagent, and the mixture was heated under reflux for 2 hours, diluted with
20 tetrahydrofuran (100 ml.) and cooled to -30°C. Cuprous iodide (19.05 g., dried at 100°C. immediately before use) was added, the mixture was vigorously stirred for 10 minutes and a solution of 6-dehydro-19-nortestosterone acetate (15.48 g.) in tetrahydrofuran (50 ml.) was added.
25 The mixture was stirred for 40 minutes, acetic acid (12 ml.) was added and the mixture was evaporated to dryness. Water (150 ml.) was added to the residue, and the mixture was extracted four times with diethyl ether (300 ml. each time). The combined extracts were washed
30 with water (50 ml.), dried and evaporated to dryness, and the residue was purified by chromatography on a silica gel column using a 24:1 v/v mixture of toluene and ethyl acetate as eluant.

A mixture of 17 β -acetoxy-7 α -[11-(dimethyl-t-butylsilyloxy)undecyl]oestr-4-ene-3-one thus obtained (11.2 g.), acetic acid (62 ml.), water (31 ml.) and tetrahydrofuran (56 ml.) was stirred at 50°C. for 2.75 hours and was then evaporated to dryness. A solution of the residue in pyridine (56 ml.) and acetic anhydride (28 ml.) was kept at laboratory temperature for 18 hours, cooled to 0°C., water (10 ml.) was added and the mixture was stirred for 45 minutes and then evaporated to dryness. The residue was dissolved in diethyl ether (400 ml.) and the solution was washed with saturated aqueous sodium bicarbonate solution (20 ml.) and then with water (20 ml.), dried and evaporated to dryness.

A solution of the 17 β -acetoxy-7 α -(11-acetoxyundecyl)oestr-4-ene-3-one thus obtained (8.98 g.) in acetonitrile (50 ml.) was added rapidly to a vigorously stirred suspension of cupric bromide (7.75 g.) and lithium bromide (1.52 g.) in acetonitrile (120 ml.) which was heated under reflux under an atmosphere of argon, and the mixture was stirred and heated for 30 minutes and then cooled. Saturated aqueous sodium bicarbonate solution (200 ml.) was added and the mixture was extracted four times with ethyl acetate (200 ml. each time). The combined extracts were washed with water (50 ml.), dried and evaporated to dryness, and the residue was purified by chromatography on a silica gel column using a 9:1 v/v mixture of toluene and ethyl acetate as eluant.

Aqueous N-sodium hydroxide solution (8 ml.) was added to a stirred solution of the 17 β -acetoxy-7 α -(11-acetoxyundecyl)oestra-1,3,5(10)-trien-3-ol thus obtained (2.8 g.) in methanol (54 ml.) and the mixture was stirred at laboratory temperature for 70 minutes, neutralised with aqueous N-hydrochloric acid and the methanol was removed by evaporation. The residue was extracted four times with ethyl acetate (60 ml. each time) and the combined extracts

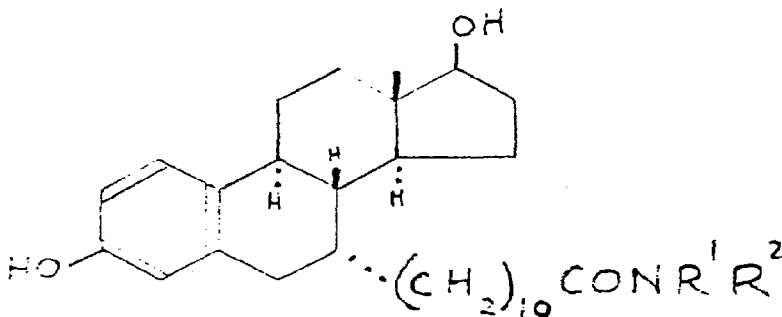
were washed with water (20 ml.), dried and evaporated to dryness. The residue was purified by chromatography on a silica gel column using a 7:3 v/v mixture of toluene and ethyl acetate as eluant.

5 Aqueous N-sodium hydroxide solution (6 ml.) and benzoyl chloride (0.93 ml.) were added to a stirred solution of the 17 β -acetoxy-7 α -(11-hydroxy-undecyl)oestra-1,3,5(10)-trien-3-ol thus obtained (1.94 g.) in acetone (20 ml.) which was cooled to 0°C., and the mixture was
10 stirred for 20 minutes and then poured into a mixture of ice-water (200 ml.) and saturated aqueous sodium bicarbonate solution (50 ml.). The mixture was extracted four times with diethyl ether (120 ml. each time) and the combined extracts were washed twice with saturated aqueous
15 sodium bicarbonate solution (15 ml. each time) and then with water (20 ml.), dried and evaporated to dryness. The residue was purified by chromatography on a silica gel column using a 7:3 v/v mixture of toluene and ethyl acetate as eluant.

20 Jones's reagent (8N-chromic acid solution, 2.3 ml.) was added to a solution of the 17 β -acetoxy-3-benzoyloxy-7 α -(11-hydroxyundecyl)oestra-1,3,5(10)-triene thus obtained (2.17 g.) in acetone (37 ml.) which was cooled to 0°C. After 15 minutes isopropanol (0.5 ml.) was
25 added and the mixture was evaporated to dryness. Water (40 ml.) was added and the mixture was extracted three times with methylene chloride (60 ml. each time). The combined extracts were washed twice with water (10 ml. each time), dried and evaporated to dryness, and the
30 residue was purified by chromatography on a silica gel column using a 7:3 v/v mixture of toluene and ethyl acetate as eluant. There was thus obtained 11-(17 β -acetoxy-3-benzoyloxyoestra-1,3,5(10)-trien-7 α -yl)-undecanoic acid.

Example 2

The process described in Example 1 was repeated using the appropriate amine in place of n-butylamine. There were thus obtained the compounds described in the following table, all of which were oils the structures of which were confirmed by proton magnetic resonance and mass spectroscopy:-



R ¹	R ²	
H	H	*
ethyl	H	
n-propyl	H	
isopropyl	H	+
isobutyl	H	+
t-butyl	H	
3-methylbutyl	H	+
1-methylbutyl	H	
2-methylbutyl	H	+
2,2-dimethylpropyl	H	
n-hexyl	H	
1,1-dimethylbutyl	H	+
1,3-dimethylbutyl	H	
cyclohexyl	H	
2,2,2-trifluoroethyl	H	
2,2,3,3,4,4,4-heptafluorobutyl	H	+
2,2-difluorobutyl	H	
3-chloropropyl	H	

R ¹	R ²
phenyl	H
4-methoxyphenyl	H
4-chlorophenyl	H +
4-cyanophenyl	H
2-ethylphenyl	H
benzyl	H
1-phenylethyl	H
5-carboxypentyl	H **
3-dimethylaminopropyl	H
n-butyl	methyl
2,2-dimethylpropyl	methyl
2-methylbutyl	methyl
n-hexyl	methyl
2,2,3,3,3-pentafluoropropyl	methyl
2,2-difluorobutyl	methyl
4,4,4-trifluorobutyl	methyl
2,2,3,3,4,4,4-heptafluorobutyl	methyl +
benzyl	methyl
n-butyl	ethyl
n-butyl	n-butyl
2,2,2-trifluoroethyl	n-butyl
$-(\text{CH}_2)_2-$	
$-(\text{CH}_2)_2-\overset{\text{N}}{\underset{\text{CH}_3}{\text{C}}}(\text{CH}_2)_2-$	
$-(\text{CH}_2)_2-\overset{\text{CH}(\text{CH}_3)}{\text{C}}(\text{CH}_2)_2-$	+
$-\text{CH}_2-\overset{\text{CH}(\text{CH}_3)}{\text{C}}(\text{CH}_2)_2-$	+
$-(\text{CH}_2)_2-\overset{\text{CHCl}}{\text{C}}(\text{CH}_2)_2-$	
$-(\text{CH}_2)_2-\overset{\text{C}_2\text{H}_5}{\text{C}}(\text{CH}_2)_2-$	
$-(\text{CH}_2)_3-\overset{\text{CH}_3}{\underset{\text{CH}_3}{\text{C}}}-\text{CH}_2-$	

* A solution of ammonia in tetrahydrofuran was used as starting material.

** Methyl 6-aminohexanoate was used as starting material, the methyl ester being hydrolysed during the second stage of the process.

In some cases (indicated + in the above table) the undecanoic acid used as starting material was the 3-hydroxy- rather than the 3-benzoyloxy-compound, which was prepared by a shortened route as follows:-

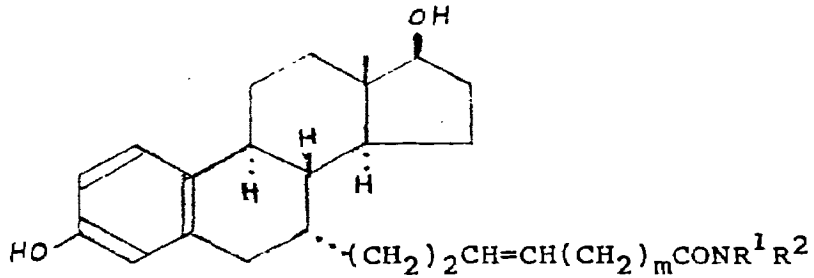
The 17 β -acetoxy-7 α -(11-acetoxyundecyl)oestr-4-ene-3-one, prepared as described in the 5th paragraph of Example 1, was hydrolysed to the corresponding 11-hydroxyundecyl compound as described in the 7th paragraph of Example 1, and this product was purified by chromatography on a silica gel column using a 3:2 v/v mixture of toluene and ethyl acetate as eluant. It was then oxidised to the corresponding undecanoic acid as described in the 9th paragraph of Example 1, and this product was purified by chromatography on a silica gel column using a 19:1 v/v mixture of methylene chloride and methanol as eluant. The undecanoic acid was aromatised as described in the 6th paragraph of Example 1, except that the pH of the reaction mixture was adjusted to 3 before extraction into ethyl acetate. The product was purified by chromatography on a silica gel column using a 3:1 v/v mixture of diethyl ether and petroleum ether (b.p. 60-80°C.) as eluant. There was thus obtained, as an oil, 11-(17 β -acetoxy-3-hydroxyoestra-1,3,5(10)-trien-7 α -yl)undecanoic acid.

Example 3

The process described in Example 1 was repeated except that the appropriate (17 β -acetoxy-3-hydroxy-oestra-1,3,5-(10)trien-7 α -yl)alkenoic acid and the appropriate amine were used as starting materials. There were thus obtained the compounds described in the following table,

0138504

all of which were oils the structures of which were confirmed by proton magnetic resonance and mass spectroscopy:-



m	R ¹	R ²
3	n-butyl	H
3	n-heptyl	H
3	n-heptyl	methyl
5	n-butyl	H
5	n-pentyl	H
8	ethyl	H
8	n-butyl	H
10	methyl	methyl

The initial compounds obtained are (17 β -acetoxy-3-isobutyloxycarbonyloestra-1,3,5(10)-trien-7 α -yl)-alkenamides, the hydroxy group at the 3-position being converted into the carbonate during the first stage of the amide-forming reaction by the isobutyl chloroformate.

The alkenoic acids used as starting materials were prepared by a process exemplified by the following preparation of 8-(17 β -acetoxy-3-hydroxy-oestra-1,3,5(10)-trien-7 α -yl)octa-5-enoic acid:-

The process described in the first paragraph of Example 1 relating to the preparation of starting

materials was repeated except that dimethyl-t-butylsilyl chloride was reacted with 3-bromopropanol instead of 11-bromoundecanol. The Grignard reagent from this was reacted with 6-dehydro-19-nortestosterone, and the sequence of reactions described in the succeeding five paragraphs of Example 1 was repeated. There was thus obtained 17 β -acetoxy-3-benzoyloxy-7 α -(3-hydroxypropyl)-oestra-1,3,5(10)-triene.

Pyridinium chlorochromate (0.427 g.) was added to a stirred solution of this oestratriene (0.629 g.) in methylene chloride (13 m.) and the mixture was stirred for 2 hours, diluted with diethyl ether (50 ml.) and filtered through a filter-aid. The filtrate was evaporated to dryness and the residue was purified by chromatography on a silica gel column using a 19:1 v/v mixture of toluene and ethyl acetate as eluant. There was thus obtained 3-(17 β -acetoxy-3-benzoyloxyoestra-1,3,5(10)-trien-7 α -yl)propionaldehyde.

Finely powdered (4-carboxybutyl)triphenylphosphonium bromide (1.4 g.) was degassed by heating in vacuo at 100°C. for 1 hour and was then dissolved in dimethyl-sulphoxide (5 ml.) under an atmosphere of a nitrogen. A 2-molar solution of methanesulphinylmethyl sodium in dimethyl sulphoxide (3.8 ml.) was added dropwise, and a solution of the above aldehyde (0.25 g.) in toluene (2 ml.) was then added. The mixture was stirred for 1 hour and then evaporated to dryness under reduced pressure at a temperature not exceeding 40°C. The residue was shaken with water (5 ml.) and diethyl ether (10 ml.) and the aqueous solution was separated, acidified to pH 3.5 with aqueous 2N-oxalic acid solution and extracted four times with ethyl acetate (10 ml. each time). The combined extracts were washed with water, dried and evaporated to dryness and the residue was purified by chromatography on a silica gel column using a

1:1 v/v mixture of toluene and ethyl acetate as eluant. There was thus obtained 8-(17 β -acetoxy-3-hydroxyoestra-1,3,5-(10)-trien-7 α -yl)octa-5-enoic acid.

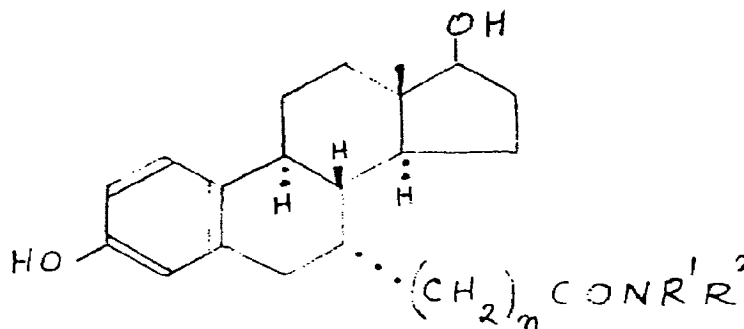
5 The corresponding deca-7-enoic, trideca-10-enoic and pentadeca-12-enoic acids were obtained by using (6-carboxyhexyl)-, (9-carboxynonyl)- or (11-carboxyundecyl)-triphenylphosphonium bromide in place of (4-carboxybutyl)-triphenylphosphonium bromide.

Example 4

10 5% Palladium-on-charcoal catalyst (0.025 g.) was added to a solution of N-n-butyl-8-(3,17 β -dihydroxyoestra-1,3,5(10)-trien-7 α -yl)oct-5-enamide (Example 3; 0.05 g.) in ethyl acetate (2.5 ml.) and the mixture was stirred at laboratory temperature under an atmosphere of hydrogen for 1 hour and then filtered. The filtrate was evaporated to dryness and there was thus obtained as oily residue N-n-butyl-8-(3,17 β -dihydroxyoestra-1,3,5(10)-trien-7 α -yl)octanamide, the structure of which was confirmed by spectroscopic means.

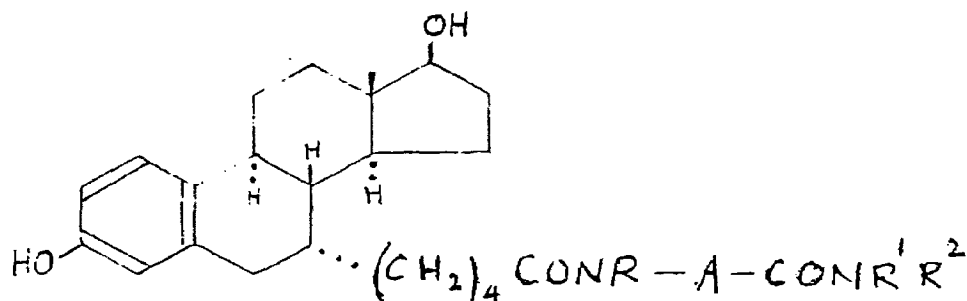
20 The process described above was repeated using the appropriate alkenamide described in Example 3 and there were thus obtained as oils the compounds described in the following table, the structures of all of which were confirmed by spectroscopic means;

25



A ²	R ¹	R ²
-CH ₂ CH ₂ -	n-decyl	H
-CH ₂ CH ₂ -	n-decyl	methyl
-CH=CH-	n-decyl	H

TABLE 2



R	A	R ¹	R ²
H	CH ₂	n-heptyl	H
H	(CH ₂) ₂	n-hexyl	H
H	(CH ₂) ₃	n-hexyl	H
methyl	(CH ₂) ₃	n-hexyl	H
methyl	(CH ₂) ₃	n-hexyl	methyl

The pentenoic and pentanoic acids used as starting materials were obtained as follows:-

5 Sodium hydride (0.069 g.) was added to a stirred solution of triethylphosphonoacetate (0.413 g.) in tetrahydrofuran (10 ml.) which was maintained at 0°C., and the mixture was stirred at that temperature for 1 hour. A solution of 3-(17 β -acetoxy-3-benzoyloxyoestra-1,3,5(10)-trien-7 α -yl)propionaldehyde
 10 (Example 3, second paragraph relating to preparation of starting materials, 0.25 g.) in tetrahydrofuran (5 ml.)

was added and the mixture was stirred at laboratory temperature for 30 minutes, neutralised with acetic acid and evaporated to dryness. The residue was shaken with water (15 ml.), the mixture was extracted three times with ethyl acetate (30 ml. each time) and the combined
5 extracts were washed with water, dried and evaporated to dryness. There was thus obtained as residue ethyl 5-(17 β -acetoxy-3-benzoyloxy-oestra-1,3,5(10-trien-7 α -yl)pent-2-enoate. Part of this was hydrolysed to the corresponding pent-2-enoic acid with aqueous sodium
10 hydroxide solution for use as one starting material, and part of it was hydrogenated by a similar process to that described in Example 4, and the ethyl 5-(17 β -acetoxy-3-benzoyloxyoestra-1,3,5-(10)-trien-7 α -yl)pentanoate thus obtained was hydrolysed to the corresponding
15 dihydroxypentanoic acid with aqueous sodium hydroxide solution for use as the other starting material.

The amidoalkylamines used as starting materials for the compounds described in Table 2 were obtained as follows:-

20 N-n-Hexyl-4-methylaminobutyramide

A solution of 1-methylpyrrolidin-2-one (5 g.) in aqueous 6N-sodium hydroxide solution (50 ml.) containing methanol (0.1 ml.) was heated under reflux for 3 hours, cooled to 0°C. and benzyl chloroformate
25 (9.5 g.) was added dropwise. The mixture was kept at 0°C. for 12 hours and then poured onto a mixture of equal volumes of ice and concentrated aqueous hydrochloric acid. The mixture was extracted with ethyl acetate and the extract was washed with water,
30 dried and evaporated to dryness.

Triethylamine (3.7 ml.) and ethyl chloroformate (2.5 ml.) were successively added to a stirred solution of the 4-(N-benzyloxycarbonyl-N-methylamino)butyric acid thus obtained (6.0 g.) in ethyl

acetate (100 ml.) which was cooled to -20°C., and the mixture was stirred at that temperature for 15 minutes. A solution of n-hexylamine (3.2 ml.) in ethyl acetate (30 ml.) was added and the mixture was allowed to warm up to laboratory temperature and stirred at that temperature for 16 hours, then washed successively with dilute aqueous hydrochloric acid, saturated aqueous sodium bicarbonate solution and saturated aqueous sodium chloride solution, dried and evaporated to dryness.

A solution of the 4-(N-benzyloxycarbonyl-N-methylamino)-N-n-hexylbutyramide thus obtained (6.6 g.) in ethanol (100 ml.) was shaken with hydrogen in the presence of a 10% palladium-on-charcoal catalyst (0.6 g.) for 18 hours, filtered and evaporated to dryness. There was thus obtained as residual oil N-n-hexyl-4-methylaminobutyramide.

N-n-Hexyl-N-methyl-4-methylaminobutyramide

As above but using N-n-hexyl-N-methylamine in place of n-hexylamine.

Glycine N-n-heptylamide

As above from glycine and benzyl chloroformate (N-benzyloxycarbonylglycine has m.p. 119-121°C.), then triethylamine, ethyl chloroformate and n-heptylamine.

β -Alanine N-n-hexylamide

As above using β -alanine in place of glycine and n-hexylamine in place of n-heptylamine.

N-n-hexyl-4-aminobutyramide

As above using 4-aminobutyric acid in place of glycine and n-hexylamine in place of n-heptylamine.

Example 6

N-Methylmorpholine (0.028 ml.) and isobutyl chloroformate (0.038 ml.) were successively added to a stirred solution of 11-(3-benzyloxy-17 β -hydroxyoestra-1,3,5(10)-trien-7 α -yl)undec-10-enoic acid (0.109 g.) in tetrahydrofuran (3 ml.) which was cooled to -10°C. The

mixture was stirred at -10°C . for 30 minutes, N-methyl-isobutylamine (0.05 ml.) was added and the mixture was stirred at laboratory temperature for 2 hours.

Saturated aqueous sodium bicarbonate solution (5 ml.) was added and the mixture was extracted 3 times with methylene chloride (10 ml. each time). The combined
5 extracts were washed with water (2 ml.), dried and evaporated to dryness, and there was thus obtained as oily residue N-isobutyl-N-methyl-11-(3-benzyloxy-17 β -hydroxyoestra-1,3,5(10)-trien-7 α -yl)undec-10-enamide.

10 A 10% palladium-on-charcoal catalyst (0.03g.) was added to a solution of the above compound (0.105 g.) in ethyl acetate (10 ml.) and the mixture was stirred at laboratory temperature under an atmosphere of hydrogen for 5 hours, and then filtered. The filtrate was evaporated to dryness and there was thus obtained as
15 oily residue N-isobutyl-N-methyl-11-(3,17 β -dihydroxyoestra-1,3,5(10)-trien-7 α -yl)undecanamide, the structure of which was confirmed by proton magnetic resonance spectroscopy and elemental analysis.

20 The undecenoic acid used as starting material was obtained as follows:-

Diethyl aluminium cyanide (100 ml. of a 1.2 molar solution in toluene) was added to a stirred
25 solution of 6-dehydro-19-nortestosterone acetate (9 g.) in tetrahydrofuran (400 ml.) and the mixture was stirred at laboratory temperature for 1 hour and then poured into a mixture of ice (1000 ml.) and aqueous 2N-sodium hydroxide solution (500 m.). The mixture was extracted
30 3 times with methylene chloride (300 ml. each time) and the combined extracts were washed with water (100 ml.), dried and evaporated to dryness. The residue was stirred with petroleum ether (b.p. $40-60^{\circ}\text{C}$.; 100 ml.) and there was thus obtained 17 β -acetoxy-7 α -cyano-oestr-4-ene-3-one, m.p. $183-186^{\circ}\text{C}$.

A solution of the above compound (3.38 g.) in acetonitrile (15 ml.) was added rapidly to a vigorously stirred suspension of cupric bromide (4.46 g.) and lithium bromide (0.85 g.) in acetonitrile (30 ml.) which was heated under reflux under an atmosphere of argon. The mixture was stirred and heated under reflux for 10 minutes and then cooled, and saturated aqueous sodium bicarbonate solution (50 ml.) was added. The mixture was extracted 3 times with ethyl acetate (50 ml. each time) and the combined extracts were washed with water (20 ml.), dried and evaporated to dryness. The residue was purified by chromatography on a silica gel column using a 17:3 v/v mixture of toluene and ethyl acetate as eluant, and there was thus obtained 17 β -acetoxy-7 α -cyanoestra-1,3,5(10)-trien-3-ol. Early fractions eluted from the column contained 17 β -acetoxy-6-bromo-7 α -cyano-estra-1,3,5(10)-trien-3-ol which was used in Example 22.

A stirred mixture of the above compound (0.69 g.), benzyl bromide (0.29 ml.), potassium carbonate (0.325 g.) and acetone (20 ml.) was heated under reflux for 16 hours, cooled and filtered and the filtrate was evaporated to dryness. The residue was purified by chromatography on a silica gel column using a 9:1 v/v mixture of toluene and ethyl acetate as eluant, and there was thus obtained 17 β -acetoxy-3-benzyloxy-7 α -cyano-estra-1,3,5(10)-triene.

Diisobutyl aluminium hydride (3.1 ml. of a 1.5 molar solution in toluene) was added to a stirred solution of the above compound (0.68 g.) in toluene (10 ml.) and the mixture was stirred at laboratory temperature for 150 minutes. Methanol (2 ml.) and then aqueous 2N-hydrochloric acid (5 ml.) were added and the mixture was stirred for 15 minutes and then extracted three times with ethyl acetate (10 ml. each time). The combined extracts were washed with water (5 ml.), dried

and evaporated to dryness. The residue was purified by chromatography on a silica gel column using a 4:1 v/v mixture of toluene and ethyl acetate as eluant. There was thus obtained 3-benzyloxy-17 β -hydroxyoestra-1,3,5(10)-triene-7 α -carboxaldehyde.

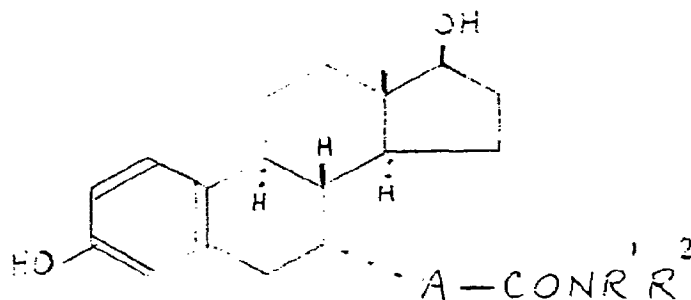
5
10
15
20
25

Dimethyl sodium (4 ml. of a 2-molar solution in dimethyl sulphoxide) was added dropwise to a solution of finely powdered (9-carboxynonyl)triphenylphosphonium bromide (1.94 g.) in dimethyl sulphoxide (10 ml.) which was maintained under an atmosphere of nitrogen, and a solution of the above aldehyde (0.3 g.) in a mixture of toluene (2 ml.) and dimethyl sulphoxide (2 ml.) was then added. The mixture was stirred at laboratory temperature for 1 hour and then evaporated to dryness under reduced pressure, and the residue was shaken with water (5 ml.) and diethyl ether (5 ml.). The aqueous solution was separated, acidified to pH 3 with aqueous 2N-oxalic acid solution and extracted three times with diethyl ether (10 ml. each time). The combined extracts were washed with water, dried and evaporated to dryness and the residue was purified by chromatography on a silica gel column using an 11:9 v/v mixture of toluene and ethyl acetate as eluant. There was thus obtained 11-(3-benzyloxy-17 β -hydroxyoestra-1,3,5(10)-trien-7 α -yl)undec-10-enoic acid.

Example 7

30

The process described in Example 6 was repeated using the appropriate ω -(3-benzyloxy-17 β -hydroxyoestra-1,3,5(10)-trien-7 α -yl)alkenoic acid and the appropriate amine as starting materials. There were thus obtained the compounds described in the following table, all of which were oils the structures of which were confirmed by proton magnetic resonance and mass spectroscopy:-



A	R ¹	R ²
-(CH ₂) ₁₁ -	n-propyl	H
-(CH ₂) ₁₁ -	n-butyl	methyl
-(CH ₂) ₁₀ -	1-methylbutyl	methyl
-(CH ₂) ₁₀ -	cyclopentyl	H
-(CH ₂) ₉ -	1H, 1H, heptafluorobutyl	methyl
-(CH ₂) ₈ -	n-hexyl	methyl
-(CH ₂) ₆ CH(CH ₃)-	n-butyl	methyl
-(CH ₂) ₆ CH(CH ₃) ₃ -	n-heptyl	H
-(CH ₂) ₇ -	-CH ₂ (CF ₂) ₂ CF ₃	H
-(CH ₂) ₈ CHFCH ₂ -	n-butyl	methyl*

* In the starting material -A- is
 -CH=CH-(CH₂)₆-CF=CH-

5 The steroidal starting materials were prepared
 as described in the second part of Example 6 except that
 the appropriate (ω -carboxyalkyl)triphenylphosphonium
 bromide was used as intermediate. The starting material
 for the last-mentioned compound, marked with an
 asterisk*, is unusual in that during the reaction of the
 10 steroidal-7 α -carboxaldehyde with (9-carboxy-8,8-
 difluorononyl)triphenylphosphonium bromide a molecule of
 hydrogen fluoride is eliminated and the starting
 material is the steroidal-7 α -yl-3-fluoroundeca-2,10-
 dienoic acid.

The (9-carboxy-8,8-difluorononyl)triphenylphosphonium bromide used as intermediate was obtained as follows:-

5 A solution of 8-bromooctanoyl chloride
(1.2 g.) in methylene chloride (5 ml.) was added to a
stirred solution of 2,2-dimethyl-1,3-dioxane-4,6-dione
(0.72 g.) and pyridine (0.8 ml.) in methylene chloride
(20 ml.) which was kept at 5°C., and the mixture was
10 stirred at that temperature for 1 hour and then at
laboratory temperature for 90 minutes, washed
successively with aqueous N-hydrochloric acid (20 ml.)
and water (20 ml.), dried and evaporated to dryness.
The residue was heated under reflux with methanol
(20 ml.) for 16 hours, the excess of methanol was
removed by evaporation and the residue was distilled
15 under reduced pressure. There was thus obtained methyl
10-bromo-3-oxodecanoate, b.p. 135-144°C./1 mm.Hg.

A mixture of the above ester (4.4 g.) and
sulphur tetrafluoride (10 g.) was heated at 60°C. for 6
20 hours in a sealed bomb (Hastelloy C) and the resulting
tar was extracted with methylene chloride (150 ml.).
The extract was washed with saturated aqueous sodium
carbonate solution (50 ml.) and then with water
(20 ml.), dried and evaporated to dryness. The residue
25 was distilled under reduced pressure and there was thus
obtained methyl 10-bromo-3,3-difluorodecanoate, b.p.
175°C./0.2 mm.Hg.

A mixture of the above ester (1.1 g.), acetic
acid (1 ml.) and 48% aqueous hydrobromic acid (1 ml.)
30 was heated under reflux for 2 hours and then poured into
ice-water (20 ml.). The mixture was extracted three
times with ethyl acetate (10 ml. each time) and the
combined extracts were washed with water, dried and
evaporated to dryness. The residue was distilled under
35 reduced pressure and there was thus obtained 10-bromo-
3,3-difluorodecanoic acid, b.p. 200°C./0.15 mm.Hg.

Triphenylphosphine (0.565 g.) was added to a solution of the above acid (0.61 g.) in acetonitrile (5 ml.) and the mixture was heated under reflux for 18 hours and then evaporated to dryness. There was thus obtained as residual oil (9-carboxy-8,8-difluorononyl)-triphenylphosphonium bromide which was used without further purification.

Example 8

N-Methylmorpholine (0.107 ml.) and isobutyl chloroformate (0.133 ml.) were successively added to a stirred solution of p-[4-(17 β -hydroxy-3-methoxyoestra-1,3,5(10)-trien-7 α -yl)but-1-enyl]cinnamic acid (0.17 g.) in methylene chloride (10 ml.) which was cooled to -30°C. under an atmosphere of argon, and the mixture was allowed to warm up to laboratory temperature. n-Hexylamine (0.06 ml.) was added, the mixture was stirred at laboratory temperature for 30 minutes, aqueous 2N-hydrochloric acid (10 ml.) was added and the mixture was extracted three times with diethyl ether (20 ml. each time). The combined extracts were washed with water, dried over magnesium sulphate and evaporated to dryness under reduced pressure. There was thus obtained, as an oil, N-n-hexyl-p-[4-(17 β -hydroxy-3-methoxyoestra-1,3,5(10)-trien-7 α -yl)but-1-enyl]cinnamide, the structure of which was confirmed by proton magnetic resonance spectroscopy and mass spectroscopy.

Boron tribromide (0.5 ml.) was added to a stirred solution of the above amide (0.12 g.) in methylene chloride (10 ml.) which was cooled to -78°C. under an atmosphere of argon, and the mixture was allowed to warm up to -10°C. and was kept at that temperature for 4 hours. Saturated aqueous sodium bicarbonate solution (10 ml.) was added, the mixture was extracted three times with methylene chloride (15 ml. each time) and the combined extracts were washed with

water, dried over magnesium sulphate and evaporated to dryness. There was thus obtained, as an oil, p-[4-(3,17 β -dihydroxyoestra-1,3,5(10)-trien-7 α -yl)but-1-enyl]-N-n-hexyl-cinnamide, the structure of which was confirmed by nuclear magnetic resonance and mass spectroscopy.

The cinnamic acid used as starting material was obtained as follows:-

The process described in the first paragraph of Example 1 relating to the preparation of starting materials was repeated except that dimethyl-t-butylsilyl chloride was reacted with 3-bromopropanol instead of 11-bromoundecanol. The Grignard reagent from this was reacted with 6-dehydro-19-nortestosterone, and the sequence of reactions described in the succeeding two paragraphs of Example 1 was repeated. There was thus obtained 17 β -acetoxy-7 α -(3-acetoxypropyl)-oestra-1,3,5(10)-trien-3-ol.

Methyl iodide (6 ml.) and potassium carbonate (6g.) were added to a stirred solution of the above diacetate (5 g.) in acetone (80 ml.), and the mixture was stirred and heated under reflux for 16 hours, cooled and filtered and the filtrate was evaporated to dryness. A solution of the residual 17 β -acetoxy-7 α -(3-acetoxypropyl)-3-methoxyoestra-1,3,5(10)-triene (4.7 g.) in methanol (50 ml.) was cooled to 0°C., potassium carbonate (2.5 g.) was added and the mixture was stirred at 0°C. for 3 hours and then filtered. The filtrate was evaporated to dryness and the residue was purified by chromatography on a silica gel column (Merck 9385) using a 4:1 v/v mixture of toluene and ethyl acetate as eluant. There was thus obtained 17 β -acetoxy-7 α -(3-hydroxypropyl)-3-methoxyoestra-1,3,5(10)-triene as an oil.

Pyridinium chlorochromate (3.6 g.) was added to a stirred solution of this oestratriene (3.2 g.) in

methylene chloride (100 ml.) and the mixture was stirred for 2 hours and then filtered. The filtrate was evaporated to dryness and the residue was purified by chromatography on a silica gel column (Merck 9385) using a 9:1 v/v mixture of toluene and ethyl acetate as eluant. There was thus obtained 3-(17 β -acetoxy-3-methoxyoestra-1,3,5(10)-trien-7 α -yl)propionaldehyde.

5
10
15
20
25
30

n-Butyl-lithium (0.67 ml. of a 1.5 molar solution in hexane) was added to a stirred solution of diisopropylamine (0.14 ml.) in tetrahydrofuran (30 ml.) which was cooled to 0°C. under an atmosphere of argon. After 10 minutes the mixture was cooled to -78°C. and a solution of ethyl p-(diethylphosphonylmethyl)cinnamate (0.33 g.; b.p. 175°C./15 mm.Hg.; prepared by heating ethyl p-bromomethylcinnamate with triethylphosphite at 120°C. for 2 hours) in tetrahydrofuran (2 ml.) was added dropwise. A solution of the above propionaldehyde (0.19 g.) in tetrahydrofuran (1 ml.) was added and the mixture was allowed to warm up to laboratory temperature and was stirred at that temperature for 16 hours. Aqueous 2N-hydrochloric acid was added and the mixture was extracted three times with diethyl ether (15 ml. each time). The combined extracts were washed with water (20 ml.) and then with saturated aqueous sodium chloride solution (20 ml.), dried over magnesium sulphate and evaporated to dryness. The residue was purified by chromatography on a silica gel column (Merck 9385) using a 17:3 v/v mixture of toluene and ethyl acetate as eluant. There was thus obtained ethyl p-[4-(17 β -acetoxy-3-methoxyoestra-1,3,5(10)-trien-7 α -yl)but-1-enyl]cinnamate.

35

Aqueous 2N-sodium hydroxide solution (1 ml.) was added to a stirred solution of the above cinnamate (0.2 g.) in a mixture of methanol (1 ml.) and tetrahydrofuran (1 ml.), and the mixture was stirred at

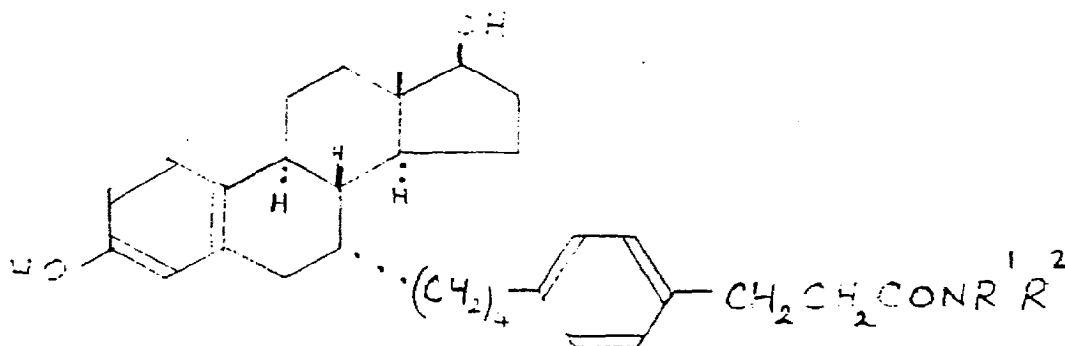
laboratory temperature for 3 hours, acidified with aqueous 2N-hydrochloric acid (2 ml.) and extracted three times with ethyl acetate (10 ml. each time). The combined extracts were washed with water, dried over magnesium sulphate and evaporated to dryness. There was thus obtained as residual gum p-[4-(17 β -hydroxy-3-methoxyoestra-1,3,5(10)-trien-7 α -yl)but-1-enyl]cinnamic acid.

Example 9

A solution of p-[4-(4-(3,17 β -dihydroxyoestra-1,3,5(10)-trien-7 α -yl)but-1-enyl]-N-n-hexylcinnamide (Example 8; 0.05 g.) in a mixture of ethyl acetate (10 ml.) and ethanol (2 ml.) was stirred with a 20% palladium-on-charcoal catalyst (0.01 g.) under an atmosphere of hydrogen at laboratory temperature and atmospheric pressure for 2 hours, and the mixture was then filtered and evaporated to dryness. There was thus obtained 3-p-[4-(3,17 β -dihydroxyoestra-1,3,5(10)-trien-7 α -yl)butyl]phenyl-N-n-hexylpropionamide, the structure of which was confirmed by proton magnetic resonance and mass spectroscopy.

Example 10

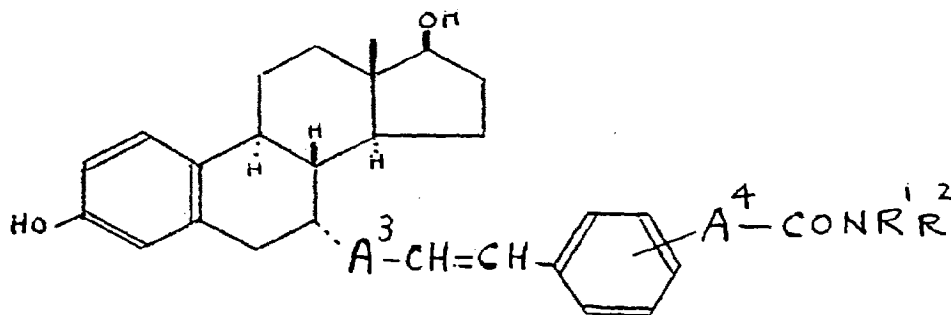
The processes described in Examples 8 and 9 were repeated using the appropriate amine in place of n-hexylamine as starting material in Example 8. There were thus obtained the compounds described in the following table, all of which were oils the structures of which were confirmed by proton magnetic resonance and mass spectroscopy:-



R ¹	R ²
n-butyl	H
n-butyl	methyl
n-pentyl	H
n-hexyl	methyl
-CH ₂ CF ₂ CF ₂ CF ₃	H
-CH ₂ CF ₂ Cl	H

Example 11

The process described in Example 8 was repeated using the appropriate amine and the appropriate ω -(17 β -hydroxy-3-methoxyoestra-1,3,5(10)-trien-7 α -yl)alk-1-enylcinnamic acid or benzoic acid as starting materials. There were thus obtained the compounds described in the following table, all of which were oils the structures of which were confirmed by proton magnetic resonance and mass spectroscopy:-

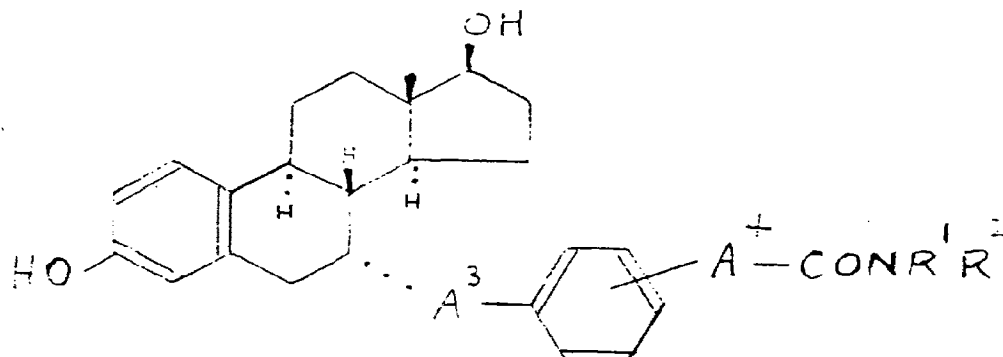


A ³	Position in benzene ring	A ⁴	R ¹	R ²
-(CH ₂) ₂ -	meta	-	n-hexyl	H
-(CH ₂) ₂ -	meta	-CH=CH-	n-hexyl	H
-(CH ₂) ₄ -	para	-CH=CH-	n-butyl	H
-(CH ₂) ₄ -	para	-CH=CH-	n-butyl	methyl
-(CH ₂) ₄ -	para	-	n-pentyl	H
-(CH ₂) ₄ -	para	-	n-hexyl	H
-(CH ₂) _{2,4} -	ortho	-	n-hexyl	H

The steroidal starting material wherein A³ is -(CH₂)_{2,4}- was prepared by a similar process to that described in Example 8 except that in the third paragraph thereof 5-bromopentanol was used in place of 3-bromopropanol. The phosphonate intermediates were prepared from the appropriate ethyl bromomethylcinnamate or ethyl bromomethylbenzoate and triethylphosphite.

Example 12

The hydrogenation described in Example 9 was repeated using the appropriate unsaturated compound, described in Example 11, as starting material. There were thus obtained the compounds described in the following table, all of which were oils the structures of which were confirmed by proton magnetic resonance and mass spectroscopy:-



A ³	Position in benzene ring	A ⁴	R ¹	R ²
-(CH ₂) ₄ -	meta	-	n-hexyl	H
-(CH ₂) ₄ -	meta	-CH ₂ CH ₂ -	n-hexyl	H
-(CH ₂) ₆ -	para	-CH ₂ CH ₂ -	n-butyl	H
-(CH ₂) ₆ -	para	-CH ₂ CH ₂ -	n-butyl	methyl
-(CH ₂) ₆ -	para	-	n-pentyl	H
-(CH ₂) ₆ -	para	-	n-hexyl	H
-(CH ₂) ₆ -	ortho	-	n-hexyl	H

Example 13

The process described in Example 8 was repeated using p-[2-(3-benzyloxy-17 β -hydroxyoestra-1,3,5(10)-trien-7 α -yl)ethenyl]cinnamic acid and n-octylamine as starting materials. There was thus obtained, as an oil p-[2-(3-benzyloxy-17 β -hydroxyoestra-1,3,5(10)-trien-7 α -yl)ethenyl]-N-n-octylcinnamide.

The hydrogenation process described in the second paragraph of Example 6 was repeated using the above compound as starting material, and there was thus obtained as an oil 3-p-[2-(3,17 β -dihydroxyoestra-1,3,5(10)-trien-7 α -yl)ethyl]phenyl-N-n-octylpropionamide, the structure of which was confirmed by proton magnetic resonance and mass spectroscopy.

The cinnamic acid used as starting material was obtained from 3-benzyloxy-17 β -hydroxyoestra-

1,3,5(10)-trien-7 α -carboxaldehyde (described in the sixth paragraph of Example 6) and ethyl p-(diethylphosphonylmethyl)cinnamate by a similar process to that described in the sixth and seventh paragraphs of Example 8.

Example 14

Aqueous N-sodium hydroxide solution (0.15 ml.) and benzoyl chloride (0.023 ml.) were successively added at 0°C. to a stirred solution of N-n-butyl-N-methyl-11-(3,17 β -dihydroxyoestra-1,3,5(10)-trien-7 α -yl)undecanamide (Example 2; 0.06 g.) in acetone (1 ml.) and the mixture was stirred at 0°C. for 30 minutes and poured into saturated aqueous sodium bicarbonate solution (10 ml.). The mixture was extracted three times with diethyl ether (15 ml. each time) and the combined extracts were washed with water (3 ml.), dried and evaporated to dryness. The residue was purified by chromatography on a silica gel column using a 3:2 v/v mixture of toluene and ethyl acetate as eluant. There was thus obtained as an oil N-n-butyl-N-methyl-11-(3-benzoyloxy-17 β -hydroxyoestra-1,3,5(10)-trien-7 α -yl)undecanamide, the structure of which was confirmed by proton magnetic resonance and mass spectroscopy.

Example 15

Sodium hydride (0.005 g. of a 50% dispersion in mineral oil) was added to a stirred solution of N-n-butyl-11-(3,17 β -dihydroxyoestra-1,3,5(10)-trien-7 α -yl)-N-ethylundecanamide (Example 2; 0.052 g.) in tetrahydrofuran (2 ml.) and the mixture was stirred at laboratory temperature for 3.5 hours. Butyryl chloride (0.014 ml.) was added and the mixture was stirred at laboratory temperature for 16 hours, diluted with ethyl acetate (30 ml.) and filtered. The filtrate was washed with water, dried and evaporated to dryness. The residue was purified by chromatography on a silica gel

column using a 1:1 v/v mixture of ethyl acetate and toluene as eluant. There was thus obtained as an oil N-n-butyl-11-(3-butyryloxy-17 β -hydroxyoestra-1,3,5(10)-trien-7 α -yl)-N-methylundecanamide, the structure of which was confirmed by proton magnetic resonance and mass spectroscopy.

The process described above was repeated using the appropriate acid chloride or acyl anhydride in place of butyryl chloride, and there were thus obtained the corresponding:

- 3-acetyl
- 3-propionyl
- 3-pivalyl
- 3-decanoyl
- 3-isopropoxycarbonyl

esters of N-n-butyl-11-(3,17 β -dihydroxyoestra-1,3,5(10)-trien-7 α -yl)-N-methylundecanamide.

Example 16

Acetic anhydride (0.2 ml.) was added to a stirred solution of N-n-butyl-11-(3,17 β -dihydroxyoestra-1,3,5(10)-trien-7 α -yl)-N-methylundecanamide (Example 2; 0.052 g.) in pyridine (0.5 ml.) and the mixture was stirred at laboratory temperature for 16 hours. Water (0.1 ml.) was added and then toluene was added and distilled off until the mixture was free of acetic acid. The residue was purified by chromatography on a silica gel column using a 4:1 v/v mixture of toluene and ethyl acetate as eluant, and there was thus obtained as an oil N-n-butyl-11-(3,17 β -diacetoxyoestra-1,3,5(10)-trien-7 α -yl)-N-methylundecanamide, the structure of which was confirmed by proton magnetic resonance and mass spectroscopy.

The process described above was repeated using succinic anhydride in place of acetic anhydride, and there were thus obtained as oils N-n-butyl-11-[3,17 β -di-

(β -carboxypropionyl)oestra-1,3,5(10)-trien-7 α -yl]-N-methylundecanamide and N-n-butyl-11-[17 β -(β -carboxypropionyl)-3-hydroxyoestra-1,3,5(10)-trien-7 α -yl]-N-methylundecanamide, which were separated one from the other during the chromatographic purification procedure, and the structures of which were confirmed as above.

Example 17

Jones' Reagent (8N-chromic acid solution; 0.15 ml.) was added to a stirred solution of N-n-butyl-N-methyl-11-(3,17 β -dihydroxyoestra-1,3,5(10)-trien-7 α -yl)-undecanamide (Example 2; 0.262 g.) in acetone (15 ml.) at 0°C., and after 15 minutes isopropanol (0.1 ml.) was added and the mixture was evaporated to dryness. Water (15 ml.) was added and the mixture was adjusted to pH 8 with aqueous sodium bicarbonate solution and then extracted three times with methylene chloride (30 ml. each time). The combined extracts were washed with water (15 ml.), dried and evaporated to dryness, and the residue was purified by chromatography on a silica gel column using a 7:3 v/v mixture of toluene and ethyl acetate as eluant. There was thus obtained N-n-butyl-N-methyl-11-(3-hydroxy-17-oxooestra-1,3,5(10)-trien-7 α -yl)undecanamide as an oil, the structure of which was confirmed by proton magnetic resonance and mass spectroscopy.

Example 18

Lithium acetylide-ethylenediamine complex (0.097 g.) was added to a solution of N-n-butyl-N-methyl-11-(3-hydroxy-17-oxoestra-1,3,5(10)-trien-7 α -yl)undecananamide (Example 17; 0.138 g.) in dimethyl sulphoxide and the mixture was kept at laboratory temperature for 4 hours. Water (0.1 ml.) was added, the mixture was evaporated to dryness and the residue was purified by chromatography on a silica gel column using a 7:3 v/v mixture of toluene and ethyl acetate as eluant. There was thus obtained N-n-butyl-N-methyl-11-(17 α -ethynyl-3,17 β -dihydroxyoestra-1,3,5(10)-trien-7 α -yl)undecanamide as an oil, the structure of which was confirmed by proton magnetic resonance and mass spectroscopy.

Example 19

The process described in Example 1 was repeated except that 11-(17 α -ethynyl-3,17 β -dihydroxyoestra-1,3,5(10)-trien-7 α -yl)undecanoic acid and N-methyl-1H,1H-heptafluorobutylamine were used as starting materials. There was thus obtained 11-(17 α -ethynyl-3,17 β -dihydroxyoestra-1,3,5(10)-trien-7 α -yl)-N-(1H,1H-heptafluorobutyl)-N-methylundecanamide as an oil, the structure of which was confirmed by proton magnetic resonance and mass spectroscopy.

The undecanoic acid used as starting material was obtained as follows:-

The process described in Example 17 was repeated except that the corresponding undecanoic acid was used in place of the undecananamide, and that a 1:1 v/v mixture of toluene and ethyl acetate was used as eluant in the chromatographic purification. To a solution of the 11-(3-hydroxy-17-oxooestra-1,3,5(10)-trien-7 α -yl)undecanoic acid thus obtained (0.075 g.) in dimethyl sulphoxide (1 ml.) was added a 2-molar solution of dimethyl sodium in dimethyl sulphoxide (2 ml.) which had been saturated with acetylene gas, and the mixture was kept at laboratory temperature for 18 hours, diluted with water (15 ml.,) acidified to pH 1 with aqueous N-hydrochloric acid, and extracted three times with ethyl acetate (10 ml. each time). The combined extracts were washed with water, dried and evaporated to dryness and the residue was purified by chromatography on a silica gel column using a 1:1 v/v mixture of toluene and ethyl acetate as eluant. There was thus obtained the desired 11-(17 α -ethynyl-3,17 β -dihydroxyoestra-1,3,5(10)trien-7 α -yl)undecanoic acid.

Example 20

A stirred mixture of cupric acetate (0.027 g.), iodine (0.038 g.), N-n-butyl-N-methyl-11-(3,17 β -dihydroxyoestra-1,3,5(10)-trien-7 α -yl)undecanamide (Example 2; 0.052 g.) and acetic acid (2 ml.) was heated at 55°C. for 18 hours and then poured into a mixture of ice (10 ml.) and saturated aqueous sodium bicarbonate solution (5ml.). The mixture was extracted three times with ethyl acetate (15 ml. each time) and the combined extracts were washed with water, dried and evaporated to dryness. The residue was purified by chromatography on a silica gel column using a 3:2 v/v mixture of toluene and ethyl acetate as eluants and there were thus separately obtained N-n-butyl-N-methyl-11-(3,17 β -dihydroxy-2-iodooestra-1,3,5(10)-trien-7 α -yl)undecanamide (eluted first) and N-n-butyl-N-methyl-11-(3,17 β -

dihydroxy-4-iodooestra-1,3,5(10)-trien-7 α -yl)undecanamide (eluted second).

Example 21

The process described in the first two paragraphs of Example 1 was repeated except that 11-
5 (17 β -acetoxy-3-hydroxyoestra-1,3,5(10),6-tetraen-7-yl)undecanoic acid and N-methyl-N-butylamine were used as starting materials. There was thus obtained as an oil N-n-butyl-N-methyl-11-(3,17 β -dihydroxyoestra-
10 1,3,5(10),6-tetraen-7-yl)undecanamide, the structure of which was confirmed by proton magnetic resonance and mass spectroscopy.

The oestra-tetraene used as starting material was obtained as follows:-

15 A solution of bromine (0.114 ml.) in acetic acid (2 ml.) was added dropwise to a stirred solution of 11-(17 β -acetoxy-3-oxo-oestra-4-en-7 α -yl)undecanoic acid (Example 2; 0.5 g.) in a mixture of diethyl ether (5 ml.) and acetic acid (2 ml.) which was cooled to
20 15°C. and the mixture was stirred at that temperature for 30 minutes and then poured into water (50 ml.). The mixture was extracted three times with methylene chloride (30 ml. each time) and the combined extracts were washed with water, dried and rapidly evaporated to
25 dryness under reduced pressure at a bath temperature below 20°C. A solution of the residue, which consisted of 11-(17 β -acetoxy-2,6-dibromo-3-oxooestr-4-en-7 α -yl)undecanoic acid in dimethylformamide (3 ml.) was immediately added to a stirred mixture of lithium
30 bromide (1.0 g.), lithium carbonate (1.0 g.) and dimethylformamide (10 ml.) which was heated under reflux, and the mixture was stirred and heated under reflux for 30 minutes and then evaporated to dryness under reduced pressure. Water (20 ml.) was added to the
35 residue and the mixture was acidified to pH 1 with

aqueous N-hydrochloric acid and extracted three times with methylene chloride (20 ml. each time). The combined extracts were washed with water, dried and evaporated to dryness and the residue was purified by chromatography on a silica gel column using a 7:3 v/v mixture of toluene and ethyl acetate as eluant. There was thus obtained as an oil 11-(17 β -acetoxy-3-hydroxyoestra-1,3,5(10),6-tetraen-7-yl)undecanoic acid.

Example 22

Butyl-lithium (0.8 ml. of a 1.6 molar solution in hexane) was added dropwise to a stirred solution of [9-(N-n-butyl-N-methylcarbamoyl)nonyl]triphenylphosphonium bromide (1.2 g.) in a mixture of dimethyl sulphoxide (2 ml.) and tetrahydrofuran (18 ml.), a solution of 3-benzyloxy-17 β -hydroxyoestra-1,3,5(10),6,8(9),14(15)-hexaene-7-carboxaldehyde (0.05 g.) in tetrahydrofuran (2 ml.) was then added and the mixture was stirred at laboratory temperature for 1 hour and then evaporated to dryness under reduced pressure. Water (15 ml.) was added and the mixture was extracted three times with ethyl acetate (10 ml. each time) and the combined extracts were washed with water, dried and evaporated to dryness. The residue was purified by chromatography on a silica gel column using a 3:1 v/v mixture of petroleum ether (b.p. 60-80°C.) and acetone as eluant. There was thus obtained as an oil 11-(3-benzyloxy-17 β -hydroxyoestra-1,3,5(10),6,8(9),14(15)-hexaen-7-yl)-N-n-butyl-N-methylundec-10-enamide.

The above compound was hydrogenated by a similar process to that described in Example 4 and there was thus obtained as an oil N-n-butyl-N-methyl-11-(3,17 β -dihydroxyoestra-1,3,5(10),6,8(9)-pentaen-7-yl)undecanamide, the structure of which was confirmed by proton magnetic resonance and mass spectroscopy.

The phosphonium bromide used as starting material was obtained as follows:-

5 Triethylamine (6.5 ml.) and N-methyl-N-n-butylamine (5.5. ml.) were successively added to a stirred solution of 10-bromodecanoyl chloride (13 g.) in diethyl ether (100 ml.) which was maintained at 0°C. and the mixture was stirred at that temperature for 2 hours. Water (20 ml.) was added and the ethereal layer was separated, dried and evaporated to dryness.

10 Triphenylphosphine (10.95 g.) was added to a stirred solution of the 10-bromo-N-n-butyl-N-methyldecanamide thus obtained (12.2 g.) in acetonitrile (125 ml.) and the mixture was stirred and heated under reflux for 16 hours and then evaporated to dryness under reduced

15 pressure. The residue was dissolved in methylene chloride (50 ml.), diethyl ether (200 ml.) was added and the solvent was decanted off. There was thus obtained as solid residue [9-(N-n-butyl-N-methylcarbamoyl)nonyl]-triphenylphosphonium bromide which was used without

20 further purification.

The steroidal carboxaldehyde used as starting material was obtained as follows:-

25 17 β -Acetoxy-6-bromo-7 α -cyanoestra-1,3,5(10)-trien-3-ol (Example 6, paragraph 4) was converted to the 3-benzyloxy derivative thereof by a similar process to that described in paragraph 5 of Example 6, and this compound was purified by chromatography on a silica gel column using a 19:1 v/v mixture of toluene and ethyl acetate as eluant.

30 2,3-Dichloro-5,6-dicyano-1,4-benzoquinone (1.03 g.) was added to a stirred solution of the above 3-benzyloxy compound (0.51 g.) in toluene (25 ml.) and the mixture was stirred and heated under reflux for 1 hour, cooled, diluted with diethyl ether (40 ml.) and

35 washed three times with saturated aqueous sodium

bicarbonate solution and once with water (50 ml. each time). The organic layer was dried and evaporated to dryness and the residue was purified by chromatography on a silica gel column using a 19:1 v/v mixture of toluene and ethyl acetate as eluant. There was thus obtained 17 β -acetoxy-3-benzyloxyoestra-1,3,5(10),6,8(9),14(15)-hexaene-7-carbonitrile, which was reduced to the corresponding 7-carboxaldehyde by a similar process to that described in paragraph 6 of Example 6.

Example 23

2,4-Bis-(p-methoxyphenyl)-1,3-dithia-2,4-diphosphetane-2,4-disulphide (Lawesson's Reagent; 0.375 g.) was added to a stirred solution of N-n-butyl-11-(3-methoxy-17 β -tetrahydropyranyloxyoestra-1,3,5(10)-trien-7 α -yl)undecanamide (0.25 g.) in xylene (14 ml.) and the mixture was stirred and heated at 130°C. for 5 hours and then evaporated to dryness under reduced pressure. The residue was dissolved in a mixture of tetrahydrofuran (2 ml.), water (2 ml.) and acetic acid (4 ml.) and the solution was stirred at laboratory temperature for 16 hours and then evaporated to dryness under reduced pressure. The residue was purified by chromatography on a silica gel column using a 4:1 v/v mixture of toluene and ethyl acetate as eluant, and there was thus obtained as an oil N-n-butyl-11-(17 β -hydroxy-3-methoxyoestra-1,3,5(10)-trien-7 α -yl)thioundecanamide.

Boron tribromide (0.5 ml.) was added to a stirred solution of the above thioamide (0.061 g.) in methylene chloride (3 ml.) which was cooled to -20°C., and the mixture was stirred at that temperature for 4 hours and then poured into saturated aqueous sodium bicarbonate solution (2 ml.). The mixture was extracted three times with methylene chloride (2 ml. each time)

and the combined extracts were washed with water, dried and evaporated to dryness. The residue was purified by chromatography as described above and there was thus obtained as an oil N-n-butyl-11-(3,17 β -dihydroxyoestra-1,3,5(10)-trien-7 α -yl)thioundecanamide, the structure of which was confirmed by proton magnetic resonance and mass spectroscopy.

The tetrahydropyranyloxy-undecanamide used as starting material was obtained as follows:-

The procedure described in the third, fourth, fifth and sixth paragraphs of Example 6 was repeated except that methyl iodide was used in place of benzylbromide in the fifth paragraph. There was thus obtained 17 β -hydroxy-3-methoxyoestra-1,3,5(10)-trien-7 α -carboxaldehyde. Dihydropyran (2.4 ml.) and p-toluenesulphonic acid (4.46 ml. of an 0.1 molar solution in tetrahydrofuran) were successively added to a stirred solution of this aldehyde (2.8 g.) in methylene chloride (50 ml.) which was kept at 0°C., and after 5 minutes pyridine (0.2 ml.) was added and the mixture was washed with saturated aqueous sodium bicarbonate solution (5 ml.), dried and evaporated to dryness. The residue was purified by chromatography on a silica gel column using a 9:1 v/v mixture of toluene and ethyl acetate as eluant.

The 3-methoxy-17 β -tetrahydropyranyloxyoestra-1,3,5(10)-trien-7 α -carboxaldehyde thus obtained was then converted to the desired amide by a similar procedure to that described in the last paragraph of Example 6 [reaction with (9-carboxynonyl)triphenylphosphonium bromide] followed by that described in the first paragraph of Example 6, except that n-butylamine was used in place of N-methylisobutylamine.

Example 24

Triethylamine (0.053 g.) and methanesulphonyl chloride (0.044 g.) were successively added to a stirred

5 solution of 17 β -acetoxy-3-benzoyloxy-7 α -(11-
hydroxyundecyl)oestra-1,3,5(10)-triene (penultimate
paragraph of Example 1; 0.206 g.) in methylene chloride
(3 ml.) at -10°C., and the mixture was stirred for 30
10 minutes and then shaken with diethyl ether (30 ml.) and
saturated aqueous sodium bicarbonate solution. The
layers were separated, the aqueous layer was extracted
with diethyl ether (30 ml.) and the combined ethereal
solutions were washed with water (5 ml.), dried and
15 evaporated to dryness. A mixture of the 11-
methanesulphonyloxyundecyl compound thus obtained
(0.228 g.) and diethylamine (4 ml.) was heated under
reflux for 16 hours and evaporated to dryness. The
residue was purified by chromatography on a silica gel
15 column (Kieselgel 60) using a 4% v/v solution of
triethylamine in toluene as eluant. There was thus
obtained as an oil 17 β -acetoxy-3-benzoyloxy-7 α -(11-
diethylaminoundecyl)oestra-1,3,5(10)-triene, the
structure of which was confirmed by proton magnetic
20 resonance and mass spectroscopy.

The above compound was hydrolysed by a similar
process to that described in the second part of Example
1. There was thus obtained as an oil 7 α -(11-
diethylaminoundecyl)oestra-1,3,5(10)-triene-3,17 β -diol,
25 the structure of which was confirmed by proton magnetic
resonance and mass spectroscopy.

Example 25

A mixture of 17 β -acetoxy-3-benzoyloxy-7 α -(11-
methanesulphonyloxyundecyl)oestra-1,3,5(10)-triene
30 (Example 24; 0.1 g.) and saturated methanolic ammonia
solution (10 ml.) was heated in a sealed tube at 100°C.
for 16 hours and was then evaporated to dryness.
Butyryl chloride (0.2 ml.) was added to a stirred
solution of the residue in pyridine (1 ml.) and the
35 mixture was stirred at laboratory temperature for 16

hours, and then poured into water (10 ml.). The mixture was extracted three times with diethyl ether (10 ml. each time) and the combined extracts were washed with water (2 ml.), dried and evaporated to dryness. Aqueous N-sodium hydroxide solution (1 ml.) was added to a solution of the residue in methanol (5 ml.) and the mixture was kept at laboratory temperature for 18 hours, neutralised with aqueous N-hydrochloric acid and extracted three times with ethyl acetate (10 ml. each time). The combined extracts were washed with water (5 ml.), dried and evaporated to dryness and the residue was purified by chromatography on a silica gel column using a 1:1 v.v mixture of toluene and ethyl acetate as eluant. There was thus obtained as an oil N-[N-(3,17 β -dihydroxyoestra-1,3,5(10)-trien-7 α -yl)undecyl]-butyramide, the structure of which was confirmed by proton magnetic resonance and mass spectroscopy.

Example 26

The process described in the last paragraph of Example 6 was repeated except that (8-hexanamido-octyl)triphenylphosphonium bromide was used in place of (9-carboxynonyl)triphenylphosphonium bromide. The hydrogenation process described in the second paragraph of Example 6 was then repeated using the N-[9-(3-benzyloxy-17 β -hydroxyoestra-1,3,5(10)-trien-7 α -yl)non-8-enyl]hexanamide thus obtained as starting material, and there was thus obtained as an oil N-[9-(3,17 β -dihydroxyoestra-1,3,5(10)-trien-7 α -yl)nonyl]hexanamide, the structure of which was confirmed by proton magnetic resonance and mass spectroscopy.

The (8-hexanamido-octyl)triphenylphosphonium bromide used as starting material was obtained as follows:-

Triethylamine (0.35 ml.) and hexanoyl chloride (0.35 ml.) were successively added to a stirred solution of 8-bromooctylamine (0.5 g.) in diethyl ether (5 ml.) and the mixture was stirred at laboratory temperature for 1 hour. Saturated aqueous sodium bicarbonate solution (5 ml.) was added, the ethereal layer was separated and the aqueous layer was extracted three times with diethyl ether (5 ml. each time). The combined ethereal solutions were washed with water (2 ml.), dried and evaporated to dryness. Triphenylphosphine (0.331 g.) was added to a stirred solution of the above N-(8-bromoethyl)hexanamide (0.385 g.) in acetonitrile (10 ml.) and the mixture was stirred and heated under reflux for 16 hours and then evaporated to dryness. The residue was stirred with diethyl ether and the ethereal solution was decanted off. There was thus obtained as residual gum (8-hexanamidoethyl)triphenylphosphonium bromide which was used without further purification.

20 Example 27

The procedure described in the last paragraph of Example 6 was repeated except that (7-N-methylcarbamoyleptyl)triphenylphosphonium bromide (prepared from 8-bromo-N-methyloctanamide and triphenylphosphine by a similar process to that described in the last part of Example 22) was used in place of (9-carboxynonyl)triphenylphosphonium bromide. The hydrogenation process described in the second paragraph of Example 6 was then repeated using the 9-(3-benzyloxy-17 β -hydroxyoestra-1,3,5(10)trien-7 α -yl)-N-methylnon-8-enamide thus obtained as starting material, and there was thus obtained as an oil 9-(3,17 β -dihydroxyoestra-1,3,5(10)-trien-7 α -yl)-N-methylnonanamide, the structure of which was confirmed by proton magnetic resonance and mass spectroscopy.

Example 28

A mixture of 9-(3,17 β -dihydroxyoestra-1,3,5(10)-trien-7 α -yl)-N-methylnonanamide (Example 27; 0.047 g.) and a molar solution of borane in tetrahydrofuran (5 ml.) was heated under reflux for 2 hours, cooled and concentrated aqueous hydrochloric acid (2 ml.) was added. The tetrahydrofuran was removed by evaporation and the residue was basified with aqueous 5N-sodium hydroxide solution and extracted three times with ethyl acetate (10 ml. each time). The combined extracts were washed with water (2 ml.), dried and evaporated to dryness. There was thus obtained as an oil 7 α -(9-methylaminononyl)oestra-1,3,5(10)-triene-3,17 β -diol, the structure of which was confirmed by proton magnetic resonance and mass spectroscopy.

Example 29

Hexanoyl chloride (0.5 ml.) was added to a solution of 7 α -(9-methylaminononyl)oestra-1,3,5(10)-trien-3,17 β -diol (Example 28; 0.037 g.) in pyridine (5 ml.) and the mixture was kept at laboratory temperature for 16 hours and then extracted with ethyl acetate (20 ml.). The extract was washed successively with aqueous 2N-hydrochloric acid (5 ml.), saturated aqueous sodium bicarbonate solution (5 ml.) and water (2ml.), dried and evaporated to dryness. The residue was purified by chromatography on a silica gel column using a 9:1 v/v mixture of toluene and ethyl acetate as eluant, and there was thus obtained N-[9-(3,17 β -dihexanoyloxyoestra-1,3,5(10)-trien-7 α -yl)nonyl]-N-methylhexanamide. A solution of this compound (0.027 g.) in methanol (5 ml.) and aqueous 2N-sodium hydroxide solution (2 m.) were stirred at laboratory temperature for 16 hours and the mixture was then extracted three times with ethyl acetate (10 ml. each time). The combined extracts were washed with water,

dried and evaporated to dryness and there was thus obtained as residual oil N-[9-(3,17 β -dihydroxyoestra-1,3,5(10)-trien-7 α -yl)nonyl]-N-methylhexanamide, the structure of which was confirmed by proton magnetic resonance and mass spectroscopy.

5 Example 30

N-Methylmorpholine (0.028 ml.) and isobutyl chloroformate (0.038 ml.) were successively added to a stirred solution of 7 α -(9-methylaminononyl)oestra-1,3,5(10)-trien-3,17 β -diol (Example 28; 0.08 g.) in tetrahydrofuran (3 ml.) and the mixture was stirred at laboratory temperature for 150 minutes. Saturated aqueous sodium bicarbonate solution (2 ml.) was added and the mixture was extracted three times with methylene chloride (10 ml. each time). The combined extracts were washed with water (5 ml.), dried and evaporated to dryness and there was thus obtained as residual oil isobutyl N-[9-(3,17 β -dihydroxyoestra-1,3,5(10)-trien-7 α -yl)nonyl]-N-methylcarbamate.

10
15
20 Example 31

The process described in Example 25 was repeated except that 17 β -acetoxy-3-methoxy-7 α -(9-methanesulphonyloxynonyl)oestra-1,3,5(10)-triene was reacted with ammonia, and that the resulting 9-aminononyl compound was reacted with n-butyl isocyanate.

25 The 17 β -acetoxy group was removed by hydrolysis with aqueous methanolic sodium hydroxide solution, and the 3-methoxy group was converted to a hydroxy group with boron tribromide by a similar process to that described in the second paragraph of Example 8. There was thus obtained N¹-n-butyl-N³-[9-(3,17 β -dihydroxyoestra-1,3,5(10)-trien-7 α -yl)nonyl]urea, the structure of which was confirmed by proton magnetic resonance and mass spectroscopy.

30
35 The steroidal starting material was prepared by a similar process to that described in Examples 1 and

24, except that 9-bromononanol was used in place of 11-bromoundecanol in the third paragraph of Example 1, and that the benzylation step described in the eighth paragraph of Example 1 was replaced by the methylation step described in the fourth paragraph of Example 8.

5 Example 32

A solution of sodium thiobutoxide [generated from butanethiol (0.045 g.) and a 60% dispersion of sodium hydride in mineral oil (0.02 g.)] in tetrahydrofuran (2 ml.) was added to a solution of 17 β -acetoxy-3-benzoyloxy-7 α -(11-methanesulphonyloxyundecyl)oestra-1,3,5(10)-triene (Example 24; 0.078 g.) in tetrahydrofuran (1 ml.) and the mixture was kept for 1 hour at laboratory temperature, neutralised with aqueous N-hydrochloric acid and extracted three times with ethyl acetate (10 ml. each time). The combined extracts were washed with water (3 ml.), dried and evaporated to dryness, and the residue was dissolved in methanol (3 ml.). Aqueous N-sodium hydroxide solution (1 ml.) was added and the mixture was kept at laboratory temperature for 18 hours, neutralised with aqueous N-hydrochloric acid and extracted three times with ethyl acetate (10 ml. each time). The combined extracts were washed with water (10 ml.), dried and evaporated to dryness and the residue was purified by chromatography on a silica gel column using a 4:1 v/v mixture of toluene and ethyl acetate as eluant. There was thus obtained as an oil 7 α -(11-n-butylthioundecyl)oestra-1,3,5(10)-triene-3,17 β -diol, the structure of which was confirmed by proton magnetic resonance and mass spectroscopy.

20 Example 33

A solution of sodium metaperiodate (0.016 g.) in water (0.5 ml.) was added to a solution of 7 α -(11-n-butylthioundecyl)oestra-1,3,5(10)-triene-3,17 β -diol

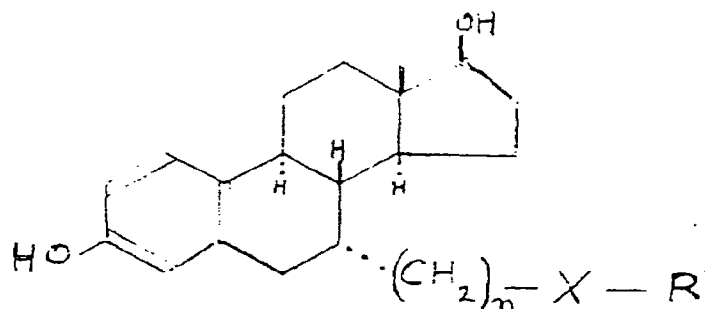
(Example 32; 0.035 g.) in methanol (1 ml.) and the mixture was stirred at laboratory temperature for 18 hours, evaporated to dryness and evaporated from toluene to remove the last traces of water. The residue was
5 extracted three times with acetone and the combined extracts were evaporated to dryness. There was thus obtained as an oil 7α -(11-n-butylsulphanylundecyl)-oestra-1,3,5(10)-triene-3,17 β -diol, the structure of which was confirmed by proton magnetic resonance and
10 mass spectroscopy.

Example 34

m-Chloroperbenzoic acid (0.026 g.) was added to a solution of 7α -(11-n-butylthioundecyl)oestra-1,3,5(10)-triene-3,17 β -diol (Example 32; 0.035 g.) in
15 chloroform (1 ml.) and the mixture was kept for 2 hours at laboratory temperature and then evaporated to dryness. The residue was shaken with water (2 ml.) and the mixture extracted three times with ethyl acetate (10 ml. each time). The combined extracts were washed with
20 saturated aqueous sodium bicarbonate solution and then with water, dried and evaporated to dryness. There was thus obtained as residual oil 7α -(11-n-butylsulphonylundecyl)oestra-1,3,5(10)-triene-3,17 β -diol, the structure of which was confirmed by proton
25 magnetic resonance and mass spectroscopy.

Example 35

The process described in Examples 32, 33 and 34 was repeated using the appropriate thiol and the appropriate 7α -(ω -methanesulphonyloxyalkyl)-steroidal
30 derivative as initial starting materials in the process of Example 32. There were thus obtained as oils the compounds described in the following table:-



n	X	R ¹
6	S	n-nonyl
9	S	n-hexyl
9	S	n-heptyl
9	S	4,4,5,5,5-pentafluoropentyl
9	S	<u>p</u> -chlorophenyl
9	S	<u>p</u> -chlorobenzyl
9	S	<u>p</u> -chlorophenethyl
10	S	n-pentyl
10	S	4,4,4-trifluorobutyl
10	S	4,4,5,5,5-pentafluoropentyl
10	S	1H,1H-heptafluorobutyl
10	S	<u>m</u> -chlorophenyl
10	S	<u>p</u> -chlorophenyl
10	S	<u>p</u> -fluorophenyl
10	S	<u>p</u> -bromophenyl
10	S	<u>p</u> -chlorobenzyl
10	S	<u>p</u> -chlorophenethyl
11	S	4,4,4-trifluorobutyl
6	SO	n-nonyl
9	SO	n-hexyl
9	SO	n-heptyl
9	SO	4,4,5,5,5-pentafluoropentyl
9	SO	<u>p</u> -chlorophenyl

n	X	R ¹
9	SO	<u>p</u> -chlorobenzyl
9	SO	<u>p</u> -chlorophenethyl
10	SO	n-pentyl
10	SO	4,4,4-trifluorobutyl
10	SO	4,4,5,5,5-pentafluoropentyl
10	SO	1H,1H-heptafluorobutyl
10	SO	<u>p</u> -chlorophenyl
10	SO	<u>p</u> -fluorophenyl
10	SO	<u>p</u> -bromophenyl
10	SO	<u>p</u> -chlorobenzyl
10	SO	<u>p</u> -chlorophenethyl
11	SO	4,4,4-trifluorobutyl
9	SO ₂	n-heptyl
10	SO ₂	<u>p</u> -chlorobenzyl
10	SO ₂	<u>p</u> -chlorophenethyl

The 7 α -(ω -methanesulphonyloxyalkyl)-steroidal derivatives used as starting materials were obtained as described in Example 24 from the corresponding 7 α -(ω -hydroxyalkyl)-steroidal derivatives which in turn were obtained as described in Example 1 using the appropriate ω -(dimethyl-t-butylsilyloxy)alkyl bromide in place of 11-(dimethyl-t-butylsilyloxy)undecyl bromide as intermediate.

10 Example 36

The process described in the penultimate paragraph of Example 3 was repeated except that [4-(N-heptylsulphamoyl)butyl]triphenylphosphonium bromide was used in place of (4-carboxybutyl)triphenylphosphonium bromide. There was thus obtained as an oil N-heptyl-7-

(3,17~~6~~-dihydroxyoestra-1,3,5(10)-trien-7~~α~~-yl)hept-4-
enesulphonamide, the structure of which was confirmed by
proton magnetic resonance and mass spectroscopy. Both
the 3-benzoyl and 17-acetyl groups were removed during
5 the reaction, by contrast with Example 3 wherein only
the 3-benzoyl group was removed.

The phosphonium bromide used as starting
material was obtained as follows:-

Sodium iodide (1.1 g.) was added to a solution
10 of 1,4-butanediol (1.0 g.) in acetone (10 ml.) and
the mixture was heated under reflux for 1 hour, cooled
and filtered. Dimethylformamide (0.05 ml.) and oxalyl
chloride (0.475 ml.) were successively added to a
stirred solution of the sodium 4-iodobutanesulphonate
15 thus obtained (1.32 g.) in toluene (20 ml.) and the
mixture was stirred at laboratory temperature for 3
hours, filtered and the filtrate was evaporated to
dryness.

Triethylamine (0.65 ml.) and n-heptylamine
20 (0.68 ml.) were successively added to a solution of the
4-iodobutanesulphonyl chloride thus obtained (1.3 g.) in
diethyl ether (30 ml.) and the mixture was kept at
laboratory temperature for 2 hours and then evaporated
to dryness. The residue was dissolved in ethyl acetate
25 and the solution was washed twice with water (5 ml. each
time), dried and evaporated to dryness. The residue was
purified by chromatography on a silica gel column using
methylene chloride as eluant, and there was thus
obtained N-heptyl-4-iodobutanesulphonamide.

30 A mixture of the above sulphonamide (0.25 g.),
triphenylphosphine (0.18 g.) and toluene (10 ml.) was
heated under reflux for 2 hours and then cooled, and the
toluene solution was decanted off the oil which formed.
The oil was washed with more toluene, and then used
35 without further purification. It consisted of

4-(N-heptylsulphamoyl)butyl]triphenylphosphonium
bromide.

Example 37

5 A solution of N-heptyl-7-(3,17 β -dihydroxy-
oestra-1,3,5(10)-trien-7 α -yl)hept-4-enesulphonamide
(Example 36; 0.04 g.) in ethyl acetate (10 ml.) was
stirred with a 10% palladium-on-charcoal catalyst
(0.01 g.) at laboratory temperature for 90 minutes and
then filtered, and the filtrate was evaporated to
10 dryness. There was thus obtained as residual oil N-
heptyl-7-(3,17 β -dihydroxyoestra-1,3,5(10)-trien-7 α -yl)-
heptanesulphonamide, the structure of which was
confirmed by proton magnetic resonance and mass
spectroscopy.

15 Example 38

n-Butyl-lithium (0.27 ml. of a 1.5 molar
solution in diethyl ether) was added to a stirred
solution of 11-(17 β -acetoxy-3-hydroxyoestra-1,3,5(10)-
trien-7 α -yl)undecanoic acid (Example 2; 0.046 g.) in
20 tetrahydrofuran (1 ml.) and the mixture was stirred at
laboratory temperature for 2 hours. Saturated aqueous
sodium hydrogen tartrate solution (2 ml.) was added and
the mixture was extracted three times with ethyl acetate
(5 ml. each time). The combined extracts were washed
25 with water, dried and evaporated to dryness and the
residue was purified by chromatography on a silica gel
column using a 17:3 v/v mixture of toluene and ethyl
acetate as eluant. There was thus obtained as an oil
15-(3,17 β -dihydroxyoestra-1,3,5(10)-trien-7 α -
30 yl)pentadecan-5-one, the structure of which was
confirmed by proton magnetic resonance and mass
spectroscopy.

Example 39

35 n-Butyl-lithium (0.341 ml. of a 1.6 molar
solution in hexane) was added to a stirred solution of

2-oxotridecylphosphonate (0.193 g.) in tetrahydrofuran (10 ml.) which was maintained at -70°C . and the mixture was stirred at that temperature for 40 minutes. A solution of 3-(17 β -acetoxy-3-benzoyloxyoestra-1,3,5(10)-trien-7 α -yl)propionaldehyde (Example 3; 0.2 g.) in tetrahydrofuran (10 ml.) was added and the mixture was allowed to warm up to laboratory temperature and was stirred at that temperature for 4.5 hours. Acetic acid was added until the mixture was acidic and the mixture was evaporated to dryness. Water (10 ml.) was added and the mixture was extracted three times with ethyl acetate (30 ml. each time). The combined extracts were washed with water, dried and evaporated to dryness and there was thus obtained as residual oil 1-(17 β -acetoxy-3-benzoyloxyoestra-1,3,5(10)-trien-7 α -yl)hexadec-3-en-5-one.

The above compound was hydrogenated by a similar process to that described in Example 4, and there was thus obtained as an oil 1-(17 β -acetoxy-3-benzoyloxyoestra-1,3,5(10)-trien-7 α -yl)hexadecan-5-one.

The above compound was hydrolysed by a similar process to that described in the second paragraph of Example 1, and there was thus obtained 1-(3,17 β -dihydroxyoestra-1,3,5(10)-trien-7 α -yl)hexadecan-5-one, which was purified by chromatography on a silica gel column using a 4:1 v/v mixture of toluene and ethyl acetate as eluant.

Example 40

The process described in Example 26 was repeated using [3-(5-N-n-butyl-N-methylcarbamoyl pentyloxy)propyl]triphenylphosphonium bromide and 3-benzoyloxy-17 β -hydroxyoestra-1,3,5(10)-triene-7 α -carboxaldehyde (Example 6) as starting materials. There was thus obtained after simultaneous hydrogenolysis and hydrogenation, as an oil, 6-[4-(3,17 β -dihydroxyoestra-

1,3,5(10)-triene-7 α -yl)butoxy]-N-n-butyl-N-methylhexanamide, the structure of which was confirmed by proton magnetic resonance and mass spectroscopy.

5 The triphenylphosphonium bromide used as starting material was obtained from 6-bromohexanoic acid by reaction with oxalyl chloride and
N-methyl-n-butylamine to form the amide, then with
1,3-trimethylene glycol and sodium hydride in dimethyl-
formamide to form the 6-(3-hydroxypropoxy)hexanamide,
10 followed by conversion of the 3-hydroxy group to a 3-bromo group with bromine and triphenylphosphine in dimethylformamide and finally reaction with triphenylphosphine in toluene.

Example 41

15 A mixture of 7 α -(10-mesyloxydecyl)oestra-1;3,5(10)-triene-3,17 β -diol (0.07 g.) and N-methylhexylamine (0.5 ml.) was heated at 75°C. for 2 hours and the excess of N-methylhexylamine was removed by evaporation. The residue was purified by chromatography
20 on a silica gel column using a 24:1 v/v mixture of ethyl acetate and triethylamine as eluant, and there was thus obtained as an oil 7 α -(10-N-methylhexylaminodecyl)-oestra-1,3,5(10)-trien-3,17 β -diol, the structure of which was confirmed by proton magnetic resonance and
25 mass spectroscopy.

The process described above was repeated using
N-methyl-4,4,5,5,6,6,6-heptafluorohexylamine or
N-methyl-p-chlorophenethylamine in place of
N-methylhexylamine, and there were thus obtained
30 respectively 7 α -[10-(N-methyl-4,4,5,5,6,6,6-heptafluorohexylamino)decyl)- and 7 α -(10-N-methyl-p-chlorophenethylaminodecyl)-oestra-1,3,5(10)-trien-3,17 β -diol.

The 7 α -mesyloxydecyl-oestradiol used as starting material was obtained from 3-benzyloxy-17 β -

hydroxyoestra-1,3,5(10)-triene-7 α -carboxaldehyde
(described in Example 6) by reaction with
9-(dimethyl-t-butylsilyloxynonyl)triphenylphosphonium
bromide (prepared from 9-bromononanol, dimethyl-t-butyl-
5 silyl chloride and triphenylphosphine) by a similar
process to that described in the last paragraph of
Example 6, followed by acid hydrolysis of the silyl
group, mesylation of the decenol thus obtained and
simultaneous hydrogenation of the mesyloxydecene
10 side-chain to a mesyloxydecane side-chain and
hydrogenolysis of the 3-benzyloxy group.

Example 42

m-Chloroperbenzoic acid (0.02 g.) was added to
a solution of 7 α -(10-N-methylhexylaminodecyl)-
15 oestra-1,3,5(10)-triene-3,17 β -diol (Example 41;
0.047g.) in methylene chloride (8 ml.) and the mixture
was kept at laboratory temperature for 2.5 hours.
Methylene chloride (20 ml.) was added and the solution
was washed successively with saturated aqueous sodium
10 sulphite solution, saturated aqueous sodium bicarbonate
solution and water (5 ml. each time), dried and
evaporated to dryness. The residue was purified by
chromatography on a silica gel column using a 7:2:1
v/v/v mixture of ethyl acetate, methanol and
25 triethylamine as eluant. There was thus obtained as an
oil 7 α -(10-N-methyl-N-hexylaminodecyl)oestra-1,3,5(10)-
triene-3,17 β -diol-N-oxide, the structure of which was
confirmed by proton magnetic resonance and mass
spectroscopy.

30 The N-oxides of 7 α -[10-(N-methyl-
4,4,5,5,6,6,6-heptafluorohexylamino)decyl]- and 7 α -(10-
N-methyl-p-chlorophenethylaminodecyl)oestra-1,3,5(10)-
triene-3,17 β -diol (also described in Example 41) were
similarly obtained by oxidation with m-chlorobenzoic
35 acid.

Example 43

The process described in Example 32 was repeated using 7α -(7-mesyloxyheptyl)oes-
triene-3,17 β -diol (obtained as described in Example 41
5 using initially 6-(dimethyl-t-butylsilyloxy)hexyl-
triphenylphosphonium bromide) and 2-n-pentylthio-ethanol
(obtained from pentanethiol and 2-bromoethanol) as
starting materials. There was thus obtained as an oil
 7α -[7-(2-n-pentylthioethoxy)heptyl]oes-
10 triene-3,17 β -diol, the structure of which was confirmed
by proton magnetic resonance and mass spectroscopy.

The above compound was oxidised with sodium
metaperiodate by a similar process to that described in
Example 33, and there was thus obtained
15 7α -[7-(2-n-pentylsulphinylethoxy)heptyl]oes-
1,3,5(10)-triene-3,17 β -diol.

Example 44

The process described in Example 32 was
repeated using 7α -(6-mesyloxyhexyl)oes-
20 triene-3,17 β -diol (obtained as described in Example 41
using initially 5-(dimethyl-t-butylsilyloxy)pentyl-
triphenylphosphonium bromide and 3-n-pentylthiopropane-
thiol (obtained from trimethylene-1,3-dithiol and pentyl
bromide) as starting materials. There was thus obtained
25 as an oil 7α -[6-(3-n-pentylthiopropylthio)hexyl]-
oes-1,3,5(10)triene-3,17 β -diol, the structure of
which was confirmed by proton magnetic resonance and
mass spectroscopy.

The above compound was oxidised with sodium
30 metaperiodate by a similar process to that described in
Example 33, and there was thus obtained 7α -[6-(3-n-
pentylsulphinylpropylsulphinyl)hexyl]oes-1,3,5(10)-
triene-3,17 β -diol.

Example 45

The process described in Example 1 was repeated using N-methyl-n-butylamine and 3-[7-(3,17 β -dihydroxyoestra-1,3,5(10)-triene-7 α -yl)-heptylthio]propionic acid as starting materials. There was thus obtained as an oil 3-[7-(3,17 β -dihydroxyoestra-1,3,5(10)-triene-7 α -yl)heptylthio]-N-n-butyl-N-methylpropionamide, the structure of which was confirmed by proton magnetic resonance and mass spectroscopy.

The propionic acid used as starting material was obtained by the reaction of 7 α -(7-mesyloxyheptyl)oestra-1,3,5(10)-triene-3,17 β -diol (obtained as described in Example 41 using initially 6-(dimethyl-t-butylsilyloxy)hexyltriphenylphosphonium bromide) with methyl 3-mercaptopropionate, followed by alkaline hydrolysis of the methyl ester.

Example 46

A mixture of 7 α -(10-mesyloxydecyl)oestra-1,3,5(10)-triene-3,17 β -diol (Example 41; 0.1 g.), sodium iodide (0.034 g.), butylmethylphenylphosphine (0.039 ml.) and acetonitrile (5 ml.) was heated under reflux for 16 hours, evaporated to dryness and the residue was dissolved in methylene chloride (20 ml.). The mixture was filtered and the filtrate was diluted with diethyl ether (100 ml.). The mixture was filtered and the solid residue, which consisted of butyl[10-(3,17 β -dihydroxyoestra-1,3,5(10)-triene-7 α -yl)decyl]methylphenylphosphonium iodide, was dissolved in a mixture of tetrahydrofuran (6 ml.) and dimethyl sulphoxide (1 ml.). n-Butyl-lithium (0.5 ml. of a 1.6M molar solution in hexane) was added and the mixture was stirred at laboratory temperature for 90 minutes. Water (10 ml.) was added and the mixture was extracted three times with ethyl acetate (10 ml. each time). The combined extracts

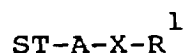
were washed with water, dried and evaporated to dryness and the residue was purified by chromatography on a silica gel column using a 97:3 v/v mixture of methylene chloride and methanol as eluant. There were thus
5 obtained as oils a less polar substance 7α -(10-butyl-phenylphosphinyldecyl)oestra-1,3,5(10)-triene-3,17 β -diol and a more polar substance 7α -(10-methylphenylphosphinyldecyl)oestra-1,3,5(10)-triene-3,17 β -diol, the structures of both of which were confirmed by proton magnetic
10 resonance and mass spectroscopy.

Example 47

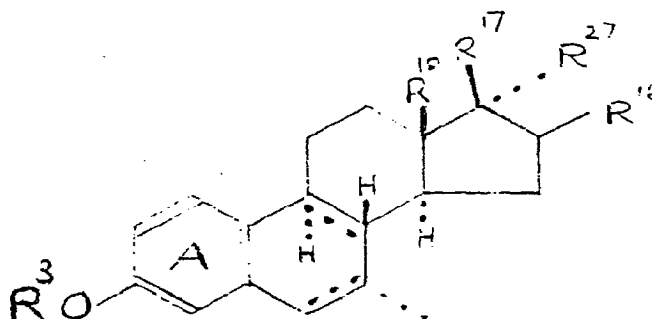
A mixture of butyl[10-(3,17 β -dihydroxyoestra-1,3,5(10)-triene-7 α -yl)decyl]methylphenylphosphonium iodide (Example 46; 0.05 g.), tetrahydrofuran (5 ml.)
15 and aqueous 30% sodium hydroxide solution (2 ml.) was stirred at laboratory temperature for 18 hours, diluted with water (10 ml.) and extracted three times with ethyl acetate (10 ml. each time). The combined extracts were washed with water, dried and evaporated to dryness and
20 the residue was purified by chromatography on a silica gel column using a 25:1 v/v mixture of methylene chloride and methanol as eluant. There was thus obtained as an oil 7α -(10-butylmethylphosphinyldecyl)-oestra-1,3,5(10)-triene-3,17 β -diol, the structure of
25 which was confirmed by proton magnetic resonance and mass spectroscopy.

What we claim is:-

1. A steroid derivative of the formula:-



wherein ST is a 7 α -linked steroid nucleus of the general
5 formula:-



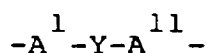
wherein the dotted lines between carbon atoms 6 and 7,
and carbon atoms 8 and 9, of the steroid nucleus
indicate that there is an optional double bond between
10 carbon atoms 6 and 7, or that there are two optional
double bonds between carbon atoms 6 and 7 and carbon
atoms 8 and 9;

wherein the aromatic ring A may optionally bear one or
two halogen or alkyl substituents;

15 wherein R³ is hydrogen or alkyl, alkanoyl,
alkoxycarbonyl, carboxyalkanoyl or aroyl each of up to
10 carbon atoms;

20 wherein R¹⁶ is hydrogen, alkyl of up to 6 carbon atoms
which is preferably in the β -configuration, or hydroxy
which is preferably in the α -configuration;

wherein either R¹⁷ (in the β -configuration) is hydroxy or alkanoyloxy, carboxyalkanoyloxy or aroyloxy each of up to 10 carbon atoms; and R²⁷ (in the α -configuration) is hydrogen or alkyl, alkenyl or alkynyl each of up to 6 carbon atoms ;
 5 or R¹⁷ and R²⁷ together form oxo (=O);
 wherein R¹⁸ is alkyl of up to 6 carbon atoms;
 wherein A is straight- or branched- chain alkylene, alkenylene or alkynylene each of from 3 to 14 carbon
 10 atoms, which may have one or more hydrogen atoms replaced by fluorine atoms, or has the formula



wherein A¹ and A¹¹ are each alkylene or alkenylene, optionally fluorinated, having together a total of 2 to
 15 13 carbon atoms and Y is -O-, -S-, -SO-, -SO₂-, -CO- or -NR- wherein R is hydrogen or alkyl of up to 3 carbon atoms;
 or A¹ is alkylene or alkenylene, optionally fluorinated, and A¹¹ is a direct link or alkylene or
 20 alkenylene, optionally fluorinated, such that A¹ and A¹¹ together have a total of 1 to 12 carbon atoms, and Y is -NRCO-, -CONR-, -COO-, -OCO- or phenylene wherein R has the meaning stated above;
 wherein R¹ is hydrogen, or alkyl, alkenyl, cycloalkyl,
 25 halogenoalkyl, carboxyalkyl, alkoxy-carbonylalkyl, aryl or arylalkyl each of up to 10 carbon atoms, or dialkylaminoalkyl wherein each alkyl is of up to 6 carbon atoms, or R¹ is joined to R² as defined below;

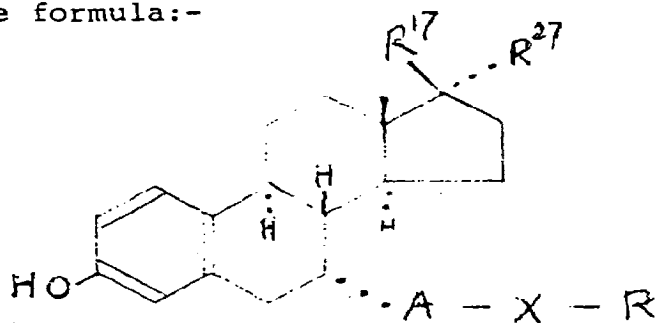
30 and wherein X is $-\text{CONR}^2-$, $-\text{CSNR}^2-$, $-\text{NR}^1-\text{CO}-$,
 $-\text{NR}^1-\text{CS}-$, $-\text{NR}^1-\text{CONR}^2-$, $-\text{NR}^1-\overset{\text{NR}}{\parallel}{\text{C}}-\text{NR}^2-$,
 $-\text{SO}_2\text{NR}^2-$ or $-\text{CO}-$;

or, when R^1 is not hydrogen, is $-O-$, $-NR^2-$,
 $-(NO)R^2-$, $-(PO)R^2-$, $-NR^{12}-COO-$; $-NR^{12}-SO_2-$, $-S-$,
 $-SO-$ or $-SO_2-$;

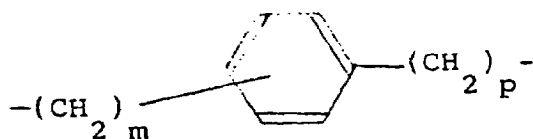
5 wherein R^1 is hydrogen or alkyl of up to 6 carbon
 atoms, or R^1 and R^2 together form alkylene or
 halogenoalkylene such that, with the adjacent nitrogen
 atom, they form a heterocyclic ring of 5 to 7 ring
 atoms, one of which atoms may be a second heterocyclic
 atom selected from oxygen, sulphur and nitrogen;
 10 wherein R^{12} is hydrogen or alkyl of up to 6 carbon
 atoms;

and wherein R^{22} is hydrogen, cyano or nitro;
 or a salt thereof when appropriate.

2. A steroid derivative as claimed in claim 1
 15 which has the formula:-



wherein R^{17} is hydroxy and R^{27} is hydrogen or
 ethynyl, or R^{17} and R^{27} together form oxo;
 wherein $-A-$ is $-(CH_2)_n-$, wherein n is an integer
 20 from 3 to 14, or $-A-$ is:-



wherein m is an integer from 2 to 9 and p is 0 to 2;
 wherein R^1 is alkyl, fluoroalkyl or cycloalkyl each of
 up to 10 carbon atoms, or phenyl, chlorophenyl or
 25 benzyl, or is linked to R^2 as stated below;
 wherein X is $-CONR^2-$, $-NR^{12}-CO-$, $-S-$, $-SO-$ or $-SO_2-$,

wherein R² is hydrogen or alkyl of up to 3 carbon atoms or together with R¹ forms alkylene of 5 or 6 carbon atoms, and wherein R¹² is hydrogen or alkyl of up to 3 carbon atoms.

5 3. A steroid derivative as claimed in claim 2 wherein the number of carbon atoms in the two groups A and R¹ adds up to between 12 and 16 inclusive.

10 4. The compound N-n-butyl-N-methyl-, N-2,2,3,3,4,4,4-heptafluorobutyl-N-methyl- or N, N-(3-methylpentamethylene)-11-(3,17 β -dihydroxyoestra-1,3,5(10)-trien-7 α -yl)undecamide;

15 N-n-butyl- or N-2,2,3,3,4,4,4-heptafluorobutyl-3-p-[4-(3,17 β -dihydroxyoestra-1,3,5(10)-trien-7 α -yl)butyl]phenylpropionamide;

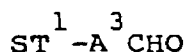
20 7 α -(10-p-chlorophenylthiodecyl)-, 7 α -(10-p-chlorophenylsulphonyldecyl)-, 7 α -[9-(4,4,5,5,5-pentafluorosulphonylnonyl)-, 7 α -[10-(4,4,4-trifluorobutylsulphonyl)decyl]- or 7 α -[10-(p-chlorobenzylsulphonyl)decyl]oestra-1,3,5(10)-triene-3,17 β -diol; or

7 α -(9-n-heptylsulphonylnonyl)oestra-1,3,5(10)-triene-3,17 β -diol.

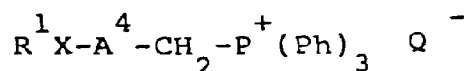
5. A process for the manufacture of a steroid derivative claimed in Claim 1, which comprises:

25 (a) when X has the formula -CONR²-, -CSNR²- or -SO₂NR²-, the reaction of a compound of the formula ST¹-A-Z¹, wherein A has the meaning stated in claim 1, wherein ST¹ either has the same meaning as stated in claim 1 for ST, or is an equivalent 7 α -linked steroid nucleus
30 which bears one or more protecting groups for functional derivatives, and wherein Z¹ is an activated group derived from a carboxylic, thiocarboxylic or sulphonic acid, with an amine of the formula HNR¹R², wherein R¹ and R² have the meanings stated in claim 1;

- or (b) when X has the formula -CO- , the reaction of an acid of the formula $\text{ST}^1\text{-A-COOH}$, wherein ST^1 and A have the meanings stated above, with an organometallic compound of the formula $\text{R}^1\text{-M}$, wherein
- 5 R^1 has the meaning stated above and M is a metal group;
- or (c) when X has the formula -S- , -O- , $\text{-NR}^2\text{-}$ or $(\text{PO})\text{R}^2$, the reaction of a compound of the formula $\text{ST}^1\text{-A-Z}^2$, wherein ST^1 and A have the meanings
- 10 stated above and wherein Z^2 is a displaceable group, with a compound of the formula R^1SH , R^1OH , HNR^1R^2 or $\text{R}^1\text{R}^2\text{P-C}_6\text{H}_5$, wherein R^1 and R^2 have the meanings stated above, whereafter a phosphonium salt is hydrolysed to the phosphinyl compound;
- 15 or (d) when X has the formula $\text{-NR}^{12}\text{CO-}$, $\text{-NR}^{12}\text{CS-}$,
 $\text{-NR}^{12}\text{CONR}^2\text{-}$, $\text{-NR}^{12}\overset{\text{NR}^{22}}{\parallel}\text{C-NR}^2\text{-}$, $\text{-NR}^{12}\text{COO-}$ or
 $\text{-NR}^{12}\text{SO-}$, the reaction of a compound of the formula $\text{ST}^1\text{-A-NHR}^{12}$, wherein ST^1 , A and R^{12} have the meanings stated above, with an acylating agent derived
- 20 from an acid of the formula R^1COOH , R^1CSOH , R^1OCOOH or $\text{R}^1\text{SO}_2\text{OH}$; or, for the manufacture of a urea, with an isocyanate of the formula R^1NCO ; or, for the manufacture of a guanidine, with a cyanamide of the formula $\text{R}^1\text{NR}^2\text{-CN}$;
- 25 or (e) when -A- is alkenylene of the formula $\text{-A}^3\text{-CH=CH-A}^4\text{-}$, the reaction of a compound of the formula:-



- wherein ST^1 and A^3 have the meanings stated above,
- 30 with a triphenylphosphonium salt of the formula:-



wherein R^1 , X and A^4 have the meanings stated above
and wherein Q^- is an anion;

wherafter:

- 5 (i) any protecting group in ST^1 is removed by
conventional means;
- or (ii) a steroid derivative wherein ST is a 17
-hydroxy-steroid derivative may be converted by
conventional reactions into the corresponding 17- keto
steroid derivative, and thence to the corresponding 17
10 -hydroxy-17 -hydrocarbyl steroid derivative (that is, a
steroid derivative wherein R^{27} is alkyl, alkenyl or
alkynyl);
- or (iii) a steroid derivative wherein R^3 and/or R^{17}
are other than hydrogen may be obtained from the
20 corresponding compound wherein R^3 and/or R^{17} are
hydrogen by a conventional etherification or
esterification process;
- or (iv) a steroid derivative wherein R^3 and/or R^{17} are
hydrogen may be obtained by hydrolysis of the
25 corresponding compound wherein R^3 and/or R^{17} are other
than hydrogen;
- or (v) a steroid derivative wherein A is alkenylene may
be hydrogenated to provide the corresponding compound
wherein A is alkylene;
- 30 or (vi) a steroid derivative wherein -X- is
 $-CH_2NR_2-$ or $-NR_2CH_2-$ may be obtained by the
reduction of the corresponding compound wherein -X- is
 $-CONR_2-$ or $-NR_2CO-$;
- or (vii) a steroid derivative wherein -X- is -CSNH- or
35 -NHCS- may be obtained by the reaction of the
corresponding compound wherein X is -CONH- or
-NHCO- with 2,4-bis-(4-methoxyphenyl)-1,3-dithia-2,4-
diphosphetane-2,4-disulphide;
- or (viii) a steroid derivative wherein X is $-(NO)R^2$,
 $-SO-$ or $-SO_2-$ may be obtained by the oxidation of the


corresponding compound wherein X is -NR²- or -S-.

6. A pharmaceutical composition comprising a steroid derivative, claimed in claim 1, together with a pharmaceutical acceptable diluent or carrier.

5 7. A composition as claimed in claim 6 which contains, in addition to the steroid derivative, one or more antiandrogenic agents or antiprogestational agents.

10 8. A composition as claimed in claim 6 which is suitable for oral administration and which contains from 5 to 500 mg. of a steroid derivative.

15 9. A method for producing an antioestrogenic effect in a warm-blooded animal in need of such treatment, which comprises administering to said animal an effective amount of at least one steroid derivative as claimed in claim 1.



SP32893

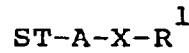
PC 20

RPS/MJW: 29 Aug 84

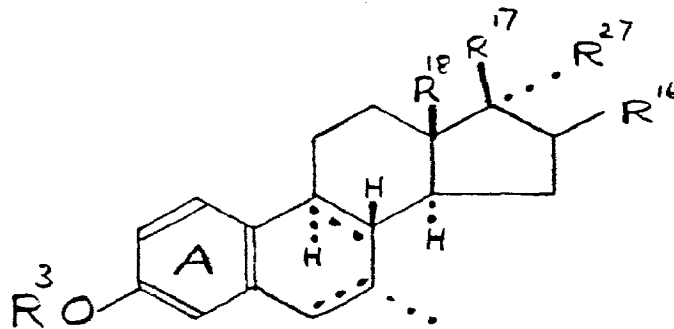
- 75 -

What we claim is:-

1. A process for the manufacture of a steroid derivative of the formula:-



5 wherein ST is a 7α -linked steroid nucleus of the general formula:-



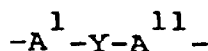
10 wherein the dotted lines between carbon atoms 6 and 7, and carbon atoms 8 and 9, of the steroid nucleus indicate that there is an optional double bond between carbon atoms 6 and 7, or that there are two optional double bonds between carbon atoms 6 and 7 and carbon atoms 8 and 9;

wherein the aromatic ring A may optionally bear one or two halogen or alkyl substituents;

15 wherein R³ is hydrogen or alkyl, alkanoyl, alkoxy carbonyl, carboxyalkanoyl or aroyl each of up to 10 carbon atoms;

20 wherein R¹⁶ is hydrogen, alkyl of up to 6 carbon atoms which is preferably in the β -configuration, or hydroxy which is preferably in the α -configuration;

wherein either R¹⁷ (in the β -configuration) is hydroxy or alkanoyloxy, carboxyalkanoyloxy or aroyloxy each of up to 10 carbon atoms; and R²⁷ (in the α -configuration) is hydrogen or alkyl, alkenyl or alkynyl each of up to 6 carbon atoms ;
 5 or R¹⁷ and R²⁷ together form oxo (=O);
 wherein R¹⁸ is alkyl of up to 6 carbon atoms;
 wherein A is straight- or branched- chain alkylene, alkenylene or alkynylene each of from 3 to 14 carbon
 10 atoms, which may have one or more hydrogen atoms replaced by fluorine atoms, or has the formula



wherein A¹ and A¹¹ are each alkylene or alkenylene, optionally fluorinated, having together a total of 2 to
 15 13 carbon atoms and Y is -O-, -S-, -SO-, -SO₂-, -CO- or -NR- wherein R is hydrogen or alkyl of up to 3 carbon atoms;
 or A¹ is alkylene or alkenylene, optionally fluorinated, and A¹¹ is a direct link or alkylene or
 20 alkenylene, optionally fluorinated, such that A¹ and A¹¹ together have a total of 1 to 12 carbon atoms, and Y is -NRCO-, -CONR-, -COO-, -OCO- or phenylene wherein R has the meaning stated above;
 wherein R¹ is hydrogen, or alkyl, alkenyl, cycloalkyl,
 25 halogenoalkyl, carboxyalkyl, alkoxy-carbonylalkyl, aryl or arylalkyl each of up to 10 carbon atoms, or dialkylaminoalkyl wherein each alkyl is of up to 6 carbon atoms, or R¹ is joined to R² as defined below;

30 and wherein X is -CONR²-, -CSNR²-, -NR¹²CO-,

$$-NR^{12}CS-, -NR^{12}CONR^2-, -NR^{12} \overset{NR}{\parallel} C-NR^2-,$$

 -SO₂NR²- or -CO-;

or, when R^1 is not hydrogen, is $-O-$, $-NR^2-$,
 $-(NO)R^2-$, $-(PO)R^2-$, $-NR^{12}COO-$; $-NR^{12}SO_2-$, $-S-$,
 $-SO-$ or $-SO_2-$;

wherein R^1 is hydrogen or alkyl of up to 6 carbon
 5 atoms, or R^1 and R^2 together form alkylene or
 halogenoalkylene such that, with the adjacent nitrogen
 atom, they form a heterocyclic ring of 5 to 7 ring
 atoms, one of which atoms may be a second heterocyclic
 atom selected from oxygen, sulphur and nitrogen;

10 wherein R^{12} is hydrogen or alkyl of up to 6 carbon
 atoms;

and wherein R^{22} is hydrogen, cyano or nitro;

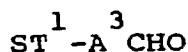
or a salt thereof when appropriate, characterised by:-

15 (a) when X has the formula $-CONR^2-$, $-CSNR^2-$ or $-SO_2NR^2-$,
 the reaction of a compound of the formula ST^1-A-Z^1 ,
 wherein A has the meaning stated above, wherein
 ST^1 either has the same meaning as stated above
 for ST, or is an equivalent 7α -linked steroid nucleus
 20 which bears one or more protecting groups for functional
 derivatives, and wherein Z^1 is an activated group
 derived from a carboxylic, thiocarboxylic or sulphonic
 acid, with an amine of the formula HNR^1R^2 , wherein
 R^1 and R^2 have the meanings stated above;

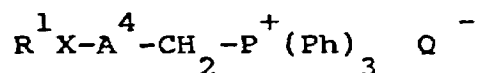
25 or (b) when X has the formula $-CO-$, the reaction
 of an acid of the formula $ST^1-A-COOH$, wherein ST^1
 and A have the meanings stated above, with an
 organometallic compound of the formula R^1-M , wherein
 R^1 has the meaning stated above and M is a metal
 30 group;

or (c) when X has the formula $-S-$, $-O-$, $-NR^2-$ or
 $(PO)R^2$, the reaction of a compound of the formula
 ST^1-A-Z^2 , wherein ST^1 and A have the meanings
 stated above and wherein Z^2 is a displaceable group,

- with a compound of the formula R^1SH , R^1OH , HNR^1R^2 or $R^1R^2P-C_6H_5$, wherein R^1 and R^2 have the meanings stated above, whereafter a phosphonium salt is hydrolysed to the phosphinyl compound;
- 5 or (d) when X has the formula $-NR^{12}CO-$, $-NR^{12}CS-$, $-NR^{12}CONR^2-$, $-NR^{12}-\overset{\overset{NR^{22}}{\parallel}}{C}-NR^2-$, $-NR^{12}COO-$ or $-NR^{12}SO-$, the reaction of a compound of the formula $ST^1-A-NHR^2$, wherein ST^1 , A and R^2 have the meanings stated above, with an acylating agent derived
- 10 from an acid of the formula R^1COOH , R^1CSOH , R^1OCOOH or R^1SO_2OH ; or, for the manufacture of a urea, with an isocyanate of the formula R^1NCO ; or, for the manufacture of a guanidine, with a cyanamide of the formula R^1NR^2-CN ;
- 15 or (e) when -A- is alkenylene of the formula $-A^3-CH=CH-A^4-$, the reaction of a compound of the formula:-



- 20 wherein ST^1 and A^3 have the meanings stated above, with a triphenylphosphonium salt of the formula:-



- wherein R^1 , X and A^4 have the meanings stated above and wherein Q^- is an anion;
- whereafter:
- 25 (i) any protecting group in ST^1 is removed by conventional means;
- or (ii) a steroid derivative wherein ST is a 17-hydroxy-steroid derivative may be converted by conventional reactions into the corresponding 17-keto
- 30 steroid derivative, and thence to the corresponding 17

-hydroxy-17 -hydrocarbonyl steroid derivative (that is, a steroid derivative wherein R^{27} is alkyl, alkenyl or alkynyl);

5 or (iii) a steroid derivative wherein R^3 and/or R^{17} are other than hydrogen may be obtained from the corresponding compound wherein R^3 and/or R^{17} are hydrogen by a conventional etherification or esterification process;

10 or (iv) a steroid derivative wherein R^3 and/or R^{17} are hydrogen may be obtained by hydrolysis of the corresponding compound wherein R^3 and/or R^{17} are other than hydrogen;

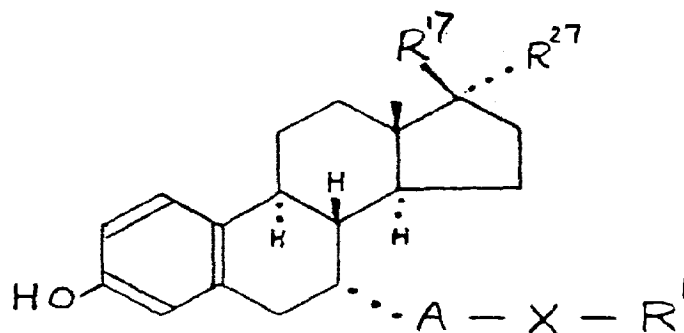
15 or (v) a steroid derivative wherein A is alkenylene may be hydrogenated to provide the corresponding compound wherein A is alkylene;

or (vi) a steroid derivative wherein -X- is $-\text{CH}_2\text{NR}_2-$ or $-\text{NR}_2\text{CH}_2-$ may be obtained by the reduction of the corresponding compound wherein -X- is $-\text{CONR}_2-$ or $-\text{NR}_2\text{CO}-$;

20 or (vii) a steroid derivative wherein -X- is $-\text{CSNH}-$ or $-\text{NHCS}-$ may be obtained by the reaction of the corresponding compound wherein X is $-\text{CONH}-$ or $-\text{NHCO}-$ with 2,4-bis-(4-methoxyphenyl)-1,3-dithia-2,4-diphosphetane-2,4-disulphide;

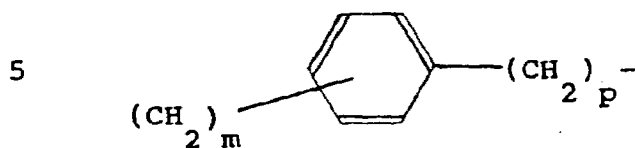
25 or (viii) a steroid derivative wherein X is $-(\text{NO})\text{R}^2$, $-\text{SO}-$ or $-\text{SO}_2-$ may be obtained by the oxidation of the corresponding compound wherein X is $-\text{NR}^2-$ or $-\text{S}-$.

2. A process as claimed in claim 1 for the manufacture of a steroid derivative of the formula
25 ST-A-X-R^1 wherein ST has the formula:-



- 86 -

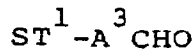
wherein R^{17} is hydroxy and R^{27} is hydrogen or ethynyl, or R^{17} and R^{27} together form oxo; wherein -A- is $-(CH_2)_n-$, wherein n is an integer from 3 to 14, or -A- is:-



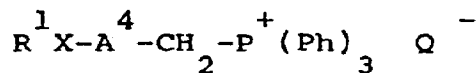
wherein m is an integer from 2 to 9 and p is 0 to 2; wherein R^1 is alkyl, fluoroalkyl or cycloalkyl each of up to 10 carbon atoms, or phenyl, chlorophenyl or benzyl, or is linked to R^2 as stated below; wherein X is $-CONR^2-$, $-NR^{12}CO-$, $-S-$, $-SO-$ or $-SO_2-$, wherein R^2 is hydrogen or alkyl of up to 3 carbon atoms or together with R^1 forms alkylene of 5 or 6 carbon atoms, and wherein R^{12} is hydrogen or alkyl of up to 3 carbon atoms, characterised by:-

- 10 (a) when X has the formula $-CONR^2-$,
 15 the reaction of a compound of the formula ST^1-A-Z^1 ,
 wherein A has the meaning stated above, wherein ST^1 either has the same meaning as stated above for ST, or is an equivalent γ -linked steroid nucleus
 20 which bears one or more protecting groups for functional derivatives, and wherein Z^1 is an activated group derived from a carboxylic acid, with an amine of the formula HNR^1R^2 , wherein R^1 and R^2 have the meanings stated above;
 25 or (b) when X has the formula $-S-$,
 the reaction of a compound of the formula ST^1-A-Z^2 , wherein ST^1 and A have the meanings stated above and wherein Z^2 is a displaceable group, with a compound of the formula R^1SH ,
 30 wherein R^1 has the meaning stated above;

or (c) when X has the formula $-NR^{12}CO-$,
 the reaction of a compound of the formula
 $ST^1-A-NHR^{12}$, wherein ST^1 , A and R^{12} have the
 meanings stated above, with an acylating agent derived
 from an acid of the formula R^1COOH ;
 or (d) when $-A-$ is alkylene of the formula
 $-A^3-CH_2-CH_2-A^4-$, the reaction of a compound of the
 formula:-



wherein ST^1 and A^3 have the meanings stated above,
 with a triphenylphosphonium salt of the formula:-



wherein R^1 , X and A^4 have the meanings stated above
 and wherein Q^- is an anion. followed by the
 hydrogenation of the alkenylene group $-A^3-CH=CH-A^4-$ thus
 formed;

whereafter:

(i) any protecting group in ST^1 is removed by
 conventional means;


or (ii) a steroid derivative wherein ST is a 17
 -hydroxy-steroid derivative may be converted by
 conventional reactions into the corresponding 17- keto
 steroid derivative, and thence to the corresponding 17
 -hydroxy-17 -ethynyl steroid derivative;

or (iii) a steroid derivative wherein X is $-SO-$ or
 $-SO_2-$ may be obtained by the oxidation of the
 corresponding compound wherein X is $-S-$.

SP32893/EP

SC20

RPS/MJW: 27 Sep 84



This Page Is Inserted by IFW Operations
and is not a part of the Official Record

BEST AVAILABLE IMAGES

Defective images within this document are accurate representations of the original documents submitted by the applicant.

Defects in the images may include (but are not limited to):

- BLACK BORDERS
- TEXT CUT OFF AT TOP, BOTTOM OR SIDES
- FADED TEXT
- ILLEGIBLE TEXT
- SKEWED/SLANTED IMAGES
- COLORED PHOTOS
- BLACK OR VERY BLACK AND WHITE DARK PHOTOS
- GRAY SCALE DOCUMENTS

IMAGES ARE BEST AVAILABLE COPY.

**As rescanning documents *will not* correct images,
please do not report the images to the
Image Problem Mailbox.**

THIS PAGE BLANK (USPTO)

PCT

世界知识产权组织
国际局



按照专利合作条约(PCT)所公布的国际申请

(51) 国际专利分类号 5: A61K 9/08, 31/565, 31/56	AI	(11) 国际公布号: WO95/12383 (43) 国际公布日: 1995年5月11日 (11.05.95)
<p>(21) 国际申请号: PCT/CN94/00084</p> <p>(22) 国际申请日: 1994年10月31日 (31.10.94)</p> <p>(30) 优先权: 93114002.1 1993年10月30日 (30.10.93) CN</p> <p>(71) 申请人(对除美国以外的所有指定国): 浙江医科大学 (ZHEJIANG MEDICAL UNIVERSITY) [CN/CN]; 中国浙江省杭州市延安路353号, 邮政编码:310031, Zhejiang (CN)。浙江仙居制药股份有限公司 (ZHEJIANG XIANJU PHARMACEUTICAL CORP. LTD.) [CN/CN]; 中国浙江省仙居县南峰路101号, 邮政编码:317300, Zhejiang (CN)。</p> <p>(72) 发明人;及 (75) 发明人/申请人(仅对美国): 方瑞英 (FANG, Ruiying) [CN/CN]; 中国浙江省杭州市保叔路221号1606室, 邮政编码:310007, Zhejiang (CN)。章元沛 (ZHANG, Yuanpei) [CN/CN]; 中国浙江省杭州市德胜新村100幢1-302室, 邮政编码:310014, Zhejiang (CN)。金敬德 (JIN, Jingde) [CN/CN]; 中国浙江省仙居县四</p>	<p>响岩仙药新村3-301室, 邮政编码:317300, Zhejiang (CN)。陆导仁 (LU, Daoren) [CN/CN]; 中国浙江省杭州市庆春路皮市巷208号1-201室, 邮政编码:310003, Zhejiang (CN)。</p> <p>(74) 代理人: 中国国际贸易促进委员会专利商标事务所 (CCPIT PATENT AND TRADEMARK LAW OFFICE); 中国北京市复兴门外大街1号, 邮政编码:100860, Beijing (CN)。</p> <p>(81) 指定国: AM, AT, AU, BB, BG, BR, BY, CA, CH, CZ, DE, DK, ES, FI, GB, GE, HU, JP, KE, KG, KP, KR, KZ, LK, LT, LU, LV, MD, MG, MN, MW, NL, NO, NZ, PL, PT, RO, RU, SD, SE, SI, SK, TJ, TT, UA, US, UZ, VN, ARIPO专利 (KE, MW, SD, SZ), 欧洲专利 (AT, BE, CH, DE, DK, ES, FR, GB, GR, IE, IT, LU, MC, NL, PT, SE), OAPI专利 (BF, BJ, CF, CG, CI, CM, GA, GN, ML, MR, NE, SN, TD, TG)</p> <p>本国际公布: 包括国际检索报告。</p>	
(54) Title: AN INJECTABLE SOLUTION OF TESTOSTERONE UNDECANOATE		
(54) 发明名称: 十一酸睾丸素注射液		
(57) Abstract		
<p>The invention relates to an injectable solution of testosterone undecanoate, which contains testosterone undecanoate as the active component, injectable plant oil and/or benzyl benzoate. The injectable solution can be used to treat the diseases which need androgen therapy and need androgens for long-term therapy or replacement therapy. The injectable solution according to the invention also can be used alone or together with progestins or estrogens for long-effect male contraception.</p>		
(57) 摘要		
<p>本发明涉及十一酸睾丸素注射液, 它包括作为活性成份的十一酸睾丸素、注射用植物油和/或苯甲酸苄酯。该注射液用于治疗需雄激素治疗的疾病和需雄激素作长程或终身取代治疗的疾病;本发明的注射液单独或与少量孕激素或雌激素合用, 用于长效男性避孕。</p>		

以下内容仅供参考

在按照PCT所公布的国际申请小册子首页上所采用的PCT成员国国家代码如下：

AM 亚美尼亚	CZ 捷克共和国	KE 肯尼亚	ML 马里	SK 斯洛伐克
AT 奥地利	DE 德国	KG 吉尔吉斯斯坦	MN 蒙古	SN 塞内加尔
AU 澳大利亚	DK 丹麦	坦	MR 毛里塔尼亚	SZ 斯威士兰
BB 巴巴多斯	EE 爱沙尼亚	KP 朝鲜民主主义人民共和国	MW 马拉维	TD 乍得
BE 比利时	ES 西班牙		MX 墨西哥	TG 多哥
BF 布基纳法索	FI 芬兰	KR 韩国	NE 尼日尔	TJ 塔吉克斯坦
BG 保加利亚	FR 法国	KZ 哈萨克斯坦	NL 荷兰	TM 土库曼斯坦
BJ 贝宁	GA 加蓬	LI 列支敦士登	NO 挪威	TT 特立尼达和多巴哥
BR 巴西	GB 英国	LK 斯里兰卡	NZ 新西兰	UA 乌克兰
BY 白俄罗斯	GE 格鲁吉亚	LR 利比里亚	PL 波兰	UG 乌干达
CA 加拿大	GN 几内亚	LT 立陶宛	PT 葡萄牙	US 美国
CF 中非共和国	GR 希腊	LU 卢森堡	RO 罗马尼亚	UZ 乌兹别克斯坦
CG 刚果	HU 匈牙利	LV 拉脱维亚	RU 俄罗斯联邦	坦
CH 瑞士	IE 爱尔兰	MC 摩纳哥	SD 苏丹	VN 越南
CI 科特迪瓦	IS 冰岛	MD 莫尔多瓦	SE 瑞典	
CM 喀麦隆	IT 意大利	MG 马达加斯加	SG 新加坡	
CN 中国	JP 日本		SI 斯洛文尼亚	

十一酸睾丸素注射液

本发明涉及长效十一酸睾丸素注射液,本发明还涉及将十一酸睾丸素注射液用于治疗需雄激素类药物作长程治疗或终生取代治疗的疾病,及以十一酸睾丸素注射液与少量孕激素或雌激素联合用药,用于长效男性避孕。

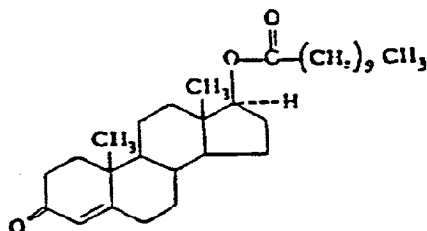
本发明作出之前,临床上对于需雄激素作长短程治疗或终生取代性治疗的疾病,如男子性功能低下症(包括克兰菲特综合症)、慢性再生障碍性贫血、转移性乳腺癌等症,国内常用的有丙酸睾丸素注射液,由于此药不能维持长效,故需每周肌注2—3次,由于吸收较差,长期应用致使注射部位大片皮肤硬结,病人痛苦不堪,以至无法注射;还常用口服雄激素剂如甲基睾丸素或康力龙,因为这些药品可损害肝功能,则不能长期使用。国外应用长效睾丸素制剂有庚酸睾丸素注射液、环戊丙酸睾丸素注射液,其长效维持时间为2—4周,一般需每2周肌注1次;国外口服雄激素制剂有十一酸睾丸素胶囊,此药对肝功能无损害,但口服给药经肠道及肝脏大部分被代谢失效,(即首过消除),仅小部分经淋巴吸收故生物利用度低,需每日服用较大剂量,始能获效。上述进口雄激素类制剂价格昂贵,且需化费大量外汇,增加国家和人民医药费负担。另一方面,国内外尚无解决安全有效的男用避孕药,在过去二十年中,我国在研究棉酚作为男用避孕药取得很大成绩,但终因棉酚可引起低血钾等不良反应而不能推广。

本发明的目的在于寻找一种克服已有雄激素制剂存在的缺陷,开发能使雄激素活性维持更长时间的新型长效雄激素类制剂。

本发明人经多种动物实验研究证实将十一酸睾丸素制成油剂注射液,肌肉注射一次,可使雄激素(十一酸睾丸素)活性持续70以上并对需雄激素类药物作长程治疗或终生取代性治疗的疾病显示出优良疗效。另外当其少量孕激素或雌激素联合用药时,还可作为长效男性避孕药。该注射液不损害肝脏,不良反应少,使用安全,生

产成本低。本发明基于上述研究得以完成。

本发明的十一酸睾丸素注射液，由十一酸睾丸素、注射用植物油及药用规格的苯甲酸苄酯组成，其中以含有或不含苯甲酸苄酯的注射用植物油为混合溶媒，制剂规格为每 1—2ml 注射液含 125—250mg 十一酸睾丸素。所用的十一酸睾丸素的化学名为 17 β -羟基雄甾-4 烯-3-酮-十一烷酸酯，结构式为



分子式为 $C_{30}H_{48}O_3$ ，分子量为 456.71，本品为白色结晶，或结晶性粉末，按干燥器计算，含 $C_{30}H_{48}O_3$ 应为 97.0—103.0%，比旋度 $[d]_D^{25} 68^\circ \sim +72^\circ$ ，不溶于水和二甲基亚砷，能溶于丙酮和乙酸乙酯，紫外光谱(PE565 型分光光度计) $\lambda_{max}^{C_2H_5OH}$ 239—240nm，红外光谱(Perkin-Elmer577 型) ν_{max}^{KBr} cm^{-1} 2910, 1735(酯基 $Vc=O$)，1670(C3 酮基 $Vc=O$)，1608($Vc4=C5$)，1170 及 1270(酯 $Vc=O$)。苯甲酸苄酯为药用规格，符合中国药典 63 年版规定，注射用植物油的质量标准符合中国药典 85 年版二部附录 P4 规定。注射用植物油可以是花生油、豆油、麻油、茶油、橄榄油等。

本发明内容通过以下实施例作进一步说明。

实施例 1

本发明注射液的制备：取注射用植物油置烘箱中，150℃ 灭菌 1 小时，并放冷，然后按配比量与药用苯甲酸苄酯混匀成含 5—15% 的注射用植物油混合溶媒，取出部分溶媒加入十一酸睾丸素，搅拌使溶，再加适量溶媒至全量，过滤，灌封于干燥安瓿中，100℃ 流通蒸汽灭菌 30 分钟即得本发明注射液，制剂规格为每 1—2ml 含 125—250mg 十一酸睾丸素。

实施例 2

2-1. 药理作用：(1)雄激素活性比较：给去势雄性大鼠及去

势雄鸡肌肉注射十一酸睾丸素 13.7mg/kg (3×10^{-5} mol/kg), 产生典型的雄激素作用, 持续时间为 70 天左右, 同时以此剂量的庚酸睾丸素肌肉注射及丙酸睾丸素 1.5×10^{-5} mol/kg 分 7 天肌肉注射于去势雄大鼠与去势雄鸡, 也有相似作用, 但持续时间分别为 50 天与 20 天。见表 1、2, 图 1, 其中 TP 组为用丙酸睾丸酮注射液(分子量 344.48)、TE 组为用庚酸睾酮注射液(分子量为 400.60), TU 组为用十一酸睾丸素注射液。

表 1
十一酸睾丸素与其他两种睾酮制剂对去势大鼠性器官发育的影响

睾酮制剂 及给药量	动物数	剖杀时间 (给药后 天数)	器官重 $\bar{X} \pm SD$ (mg/100gwb)		
			前列腺	储精囊	提肛肌
十一酸睾丸素 3.0×10^{-5} mol/kg 单次肌注	6	10	22.1 \pm 6.4	55.0 \pm 19.2	95.2 \pm 16.4
	6	25	17.8 \pm 9.8	59.5 \pm 28.2	77.2 \pm 22.7
	6	40	11.8 \pm 6.3	31.1 \pm 14.5	70.0 \pm 27.2
	6	55	10.4 \pm 3.7	26.4 \pm 5.3	83.6 \pm 6.1
	6	70	7.4 \pm 3.1	22.2 \pm 6.3	79.5 \pm 14.4
庚酸睾酮 3.0×10^{-5} mol/kg 单次肌注	6	10	43.7 \pm 11.2	73.0 \pm 19.2	127.0 \pm 18.9
	6	25	27.4 \pm 10.7	68.3 \pm 19.8	112.4 \pm 17.0
	6	40	16.5 \pm 8.2	35.2 \pm 9.6	78.6 \pm 15.7
	6	55	7.5 \pm 2.8	15.6 \pm 3.7	57.8 \pm 7.0
	6	70	6.3 \pm 1.2	16.3 \pm 1.7	53.2 \pm 9.5
丙酸睾酮 1.5×10^{-5} mol/kg 分7天肌注	6	10	33.3 \pm 7.0	72.3 \pm 25.0	119.0 \pm 23.0
	6	25	5.3 \pm 2.2	14.3 \pm 3.4	39.4 \pm 5.2
	6	40	5.9 \pm 2.1	18.4 \pm 5.6	38.4 \pm 5.8
	6	55	3.6 \pm 1.8	10.3 \pm 2.2	32.2 \pm 3.4
	6	70	3.0 \pm 1.2	8.2 \pm 2.4	26.3 \pm 4.2
对照组 适量精制茶油 单次肌注	6	10	1.8 \pm 0.9	5.0 \pm 0.9	21.2 \pm 5.5
	6	25	2.5 \pm 1.0	3.9 \pm 1.4	27.9 \pm 4.1
	6	40	2.4 \pm 0.2	6.8 \pm 1.1	23.6 \pm 4.0
	6	55	1.5 \pm 0.7	4.8 \pm 1.5	21.9 \pm 4.0
	6	70	2.2 \pm 0.8	6.1 \pm 1.8	19.3 \pm 4.0

表 2

十一酸睾酮素与其他两种睾酮制剂对去势雄鸡鸡冠发育的影响

睾酮制剂	剂量 mol/kg	动物 数	鸡冠高度 $\bar{X} \pm SD$ (mm/kgwb)								
			给药前	给药后时间(周)							
				1	2	3	4	5	6	9	11
十一酸 睾酮素	3.0×10^{-5} 单次肌注	5	21.1± 4.4	26.3± 6.0	30.3± 5.9	29.9± 6.4	26.4± 6.1	26.2± 6.0	24.7± 5.3	23.2± 4.8	19.9± 4.5
庚酸 睾酮	3.0×10^{-5} 单次肌注	5	21.8± 3.6	28.1± 6.1	29.4± 7.6	26.1± 5.0	23.9± 6.1	20.7± 5.1	18.5± 4.1	16.51± 6.1	5.5± 5.9
丙酸 睾酮	1.5×10^{-5} 分7天肌注	5	19.4± 4.0	29.5± 5.0	25.2± 3.3	21.6± 3.0	20.0± 4.3	18.5± 2.2	17.4± 2.7	14.6± 2.4	13.8± 2.4
对照	适量精制 茶油 单次肌注	5	18.9± 3.0	15.8± 4.4	16.4± 3.0	14.1± 2.8	12.7± 2.4	11.8± 1.7	11.4± 1.7	9.6± 1.5	9.2± 1.2

替换页(细则第20条)

TU 的剂量为 3.0×10^{-5} mol/kg, 单次肌注。

TE 的剂量为 3.0×10^{-5} mol/kg, 单次肌注。

TP 的剂量为 1.5×10^{-5} mol/kg, 7 天分肌注。

对照组用精制茶油适量, 单次肌注。

图 1 说明: 十一酸睾丸素与其他两种睾丸酮制剂对去势雄鸡鸡冠发育影响比较(4 只典型动物的鸡冠大小变化)。

十一酸睾丸素肌肉注射与口服给药的雄激素活性比较:

去势雄大鼠的性器官为指标, 口服组在剂量 9.0×10^{-5} mol/kg 时作用微弱, 剂量高达 18.0×10^{-5} mol/kg 时, 10 天后始与肌注 3.0×10^{-5} mol/kg 相仿的药效, 25 天后药效明显消退。说明 TU 肌注给药时的药效约为口服给药时的 6 倍, 且作用维持时间也显著延长。结果见表 3。

表 3
十一酸睾丸素对去势大白鼠肌注与经口给药的药效

TU 的剂量 与给药途径	动物数	剖杀时间 (给药后天数)	器官重 $\bar{X} \pm SD$ (mg/100gwb)		
			前列腺	储精囊	提肛肌
十一酸睾丸素 3.0×10^{-5} mol/kg 单次肌注	5	10	26.9 ± 6.8	48.8 ± 16.1	101.3 ± 17.1
	5	25	17.5 ± 5.3	45.9 ± 21.0	81.9 ± 11.5
十一酸睾丸素 9.0×10^{-5} mol/kg 分 7 天口服	5	10	3.1 ± 0.4	4.9 ± 1.1	39.4 ± 1.8
	5	25	2.2 ± 0.2	9.0 ± 2.5	30.9 ± 2.4
十一酸睾丸素 18.0×10^{-5} mol/kg 分 7 天口服	5	10	23.4 ± 1.8	40.7 ± 6.5	99.7 ± 13.5
	5	25	6.1 ± 1.1	14.9 ± 5.0	48.1 ± 8.8
对照适量纯茶油 分 7 天口服	5	10	1.5 ± 0.8	5.6 ± 0.9	22.0 ± 4.2
	5	25	2.5 ± 0.8	4.1 ± 1.5	30.2 ± 4.0

替换页 (细则第 26 条)

(2) 对实验性贫血的治疗作用:给去势大鼠皮下注射能破坏周围红细胞的苯胂,每天 25mg/kg,连续 3 天,血色素(Hb)、红细胞(RBC)显著减少,而网织红细胞(Rtc)比例增加,以后继续皮下注射苯胂 40mg/kg/周,连续 11 周,以造成贫血,从给予苯胂后第 4 天开始肌肉注射十一酸睾丸素 3.0×10^{-4} mol/kg (12 周内分 4 次给药),同时设丙酸睾丸素组, 4.3×10^{-4} mol/kg 总量,每周肌肉注射 2 次,共治疗 12 周,对照组给予适量茶油。开始治疗时,丙酸睾丸素与十一酸睾丸素疗效相近,随着疗程的延长,十一酸睾丸素在 Hb、RBC 及 Rtc 三项指标均明显优于丙酸睾丸素。结果见附表 4。所得数据显示十一酸睾丸素对苯胂所致实验性贫血有确切的疗效。

(3) 十一酸睾丸素合并孕激素或雌激素对雄性大鼠的抗生育作用:取具有生育力的雄性大鼠,第 1 个月肌肉注射十一酸睾丸素(TU)2 次,第 2 次及第 3 个月各给药 1 次,每次 12mg/kg,每次分别配伍醋酸甲孕酮(MDP) 7mg/kg 或戊酸雌二醇(EDV)0.7mg/kg,肌肉注射,连续给 3 个月后停药,在给药期间与停药后 3 个月内,每月与雌鼠合笼 10 天,经阴道涂片检查,确证已交配的雌鼠,于交配后 15 天剖杀,按雌鼠怀孕率作为判断雄鼠生育力的指标。结果 TU+EDV 组的第 2 个月开始至五个月(停药后 2 个月),雄鼠完全丧失其生育力。TU+MDP 组从第 3 个月至第 5 个月,雄鼠亦完全丧失生育力,均停药 3 个月开始恢复生育力。结果见表 5。

表 4

十一酸睾丸素与丙酸睾丸素对苯胂所致去势大鼠实验性贫血的作用

项目	动物组别	实验数据 ($\bar{X} \pm SD$)					
		注射苯胂前	注射苯胂后	开始治疗后周数			
				2	4	8	12
Hb (g/dL)	A13	12.2±0.5	8.8±0.5	9.9±0.4	11.1±0.3*	10.2±0.3	13.1±0.3**
	B13	11.8±0.8	8.4±0.6	9.9±0.5	11.0±0.4*	9.8±0.3*	12.2±0.4*
	C13	12.2±0.7	8.8±0.6	8.6±0.6	8.9±0.6	8.4±0.5	10.7±0.7
RBC (百万/ mm ³)	A13	7.6±1.3	5.1±0.6	4.3±0.9	4.8±0.5*	5.2±0.6**	7.3±0.7**
	B13	7.5±0.6	4.6±1.0	3.9±0.5	4.9±0.6*	4.6±0.7*	6.7±0.7*
	C13	8.3±1.9	4.3±0.8	3.2±1.4	3.5±1.1	3.3±0.6	5.3±0.6
Rto (Z)	A13	0.4±0.7	39.3±9.8	72.0±6.1*	54.0±7.2*	38.5±2.7	15.2±3.4**
	B13	0.3±0.5	39.8±5.9	73.2±5.0*	47.8±4.6	41.6±3.6	23.8±3.6*
	C13	0.5±0.7	39.2±7.9	51.9±6.7	41.6±7.0	49.8±6.1	33.1±3.0
WBC (千/ mm ³)	A13	14.8±3.5	20.5±4.6	13.2±2.1	17.9±3.5	11.4±3.3	10.3±1.7
	B13	16.0±4.3	20.1±4.3	12.5±4.2	16.3±7.0	10.5±1.9	10.1±2.2
	C13	15.0±3.2	18.6±5.3	12.9±2.7	16.1±3.8	12.1±2.4	10.7±1.2
体重 (kg)	A13	0.34±0.03	0.33±0.03	0.39±0.03	0.41±0.03	0.46±0.03*	0.47±0.04**
	B13	0.32±0.04	0.30±0.04	0.35±0.04	0.37±0.05	0.40±0.06	0.42±0.06
	C13	0.32±0.02	0.31±0.02	0.33±0.02	0.35±0.02	0.38±0.03	0.38±0.03

注: 1 A组给予十一酸睾丸素, B组给予丙酸睾丸素, C组给予精制茶油, 剂量与给药法详见正文。

2 * P<0.05, ** P<0.01, 均指A或B组分别与C组比较(t测验)

替换页(细则第26条)

表 5

十一酸睾丸素配伍甲孕酮或戊酸雌二醇对雄性大鼠抗生育作用

药物与剂量 (mg/kg im)	有生育力雄鼠比率						
	给药前	给药期间(月)			停药期间(月)*		
		1#	2	3	4	5	6
TU 12.0 EDV 0.7	6/6	1/6	0/6	0/6	0/6	0/6	1/6
TU 12.0 MDP 7.0	6/6	5/6	3/6	0/6	0/6	0/6	6/6
对照组	6/6	6/6	4/6	5/6	5/6	5/6	5/6

第 1 个月给药 2 次, 第 2,3 个月各给药 1 次,

* 按第 1 次给药计算

替换页(细则第 26 条)

2-2 体内吸收、分布与消除:大鼠肌肉注射 $[^3\text{H}]$ 十一酸睾丸素,2天后出现血浆放射性高峰,32天和60天后的血浆放射性分别为峰值的13.3%和9.9%,放射活性 $t_{1/2\beta}$ 为15.4天。体内分布以肝、肾、脂肪为高,提肛肌、附睾、前列腺等次之。药后60天,肌注部位残留放射性为给药量的19.9%;尿和粪中放射性累积排泄量分别为给药量的41.9%与9.3%。在尿中排出原型药占7.2%。结果见图2,表6。

图2说明:图2表示4只鼠肌注 $[^3\text{H}]$ TU12mg(14.76MBq)/kg后血浆放射性—时间曲线($\bar{X} \pm \text{SD}$)

表 6

大鼠肌注 [^3H]TU 12 mg(14.76 MBq)/kg
后组织中放射性分布(dpm $\times 10^{-3}$, $\bar{X}\pm\text{SD}$)

组 织	2 天	30 天	60 天
肝 脏	15.40 \pm 2.10	2.20 \pm 0.80	0.50 \pm 0.20
肾 脏	10.00 \pm 2.70	3.40 \pm 2.30	1.10 \pm 0.80
辜 丸	4.50 \pm 1.30	1.50 \pm 0.90	0.13 \pm 0.07
附 辜	6.70 \pm 1.70	1.30 \pm 0.60	0.33 \pm 0.07
前 列 腺	3.30 \pm 0.50	0.80 \pm 0.50	0.16 \pm 0.09
储精囊	3.90 \pm 0.50	0.90 \pm 0.50	0.08 \pm 0.04
提肛肌	3.50 \pm 0.60	2.50 \pm 1.00	2.30 \pm 0.40
脂 肪	14.10 \pm 7.60	1.60 \pm 0.80	0.90 \pm 0.50

注：4 只大鼠的均数

替换页(细则第 26 条)

实施例 3

急性毒性,长期毒性及致突变试验

3-1 急性毒性试验 小鼠皮下注射十一酸睾丸素 3.75mg/kg(为大鼠有效量的 270 倍),观察 14 天未发现死亡或异常反应。

NIH 小鼠,体重 17-20g,雌雄各半,皮下注射 十一酸睾丸素注射液,观察给药后 14 天内毒性反应与死亡数,结果见表 7。

表 7 十一酸睾丸素的急性毒性试验

剂量 (g/kg sc)	动物数	死亡数	异常反应
2.5	12	0	无
3.75	12	0	无

3-2 长期毒性试验 (1)大鼠试验:4 周龄 Wistar 大鼠 75 只,分为三组, A 组 8♀17♂, B 组 10♀15♂, 对照 C 组 10♀15♂。每月肌注药物 1 次。A 组给注射用茶油作为对照, B 组给 TU42mg/kg, C 组给 TU14mg/kg, 连续 6 个月。试验期间 A、B、C 三组分别有 3、4、2 只鼠死亡, 似与给药无关。试验结果表明 TU 对肝、肾功能无不良影响, 能使大鼠红细胞及血红蛋白增加, 体重增加加快。除 TU 高剂量组使个别鼠的曲细精管生精细胞层次减少外, 未见其他明显病理变化。

(2) 狗试验结果: 10-12 月龄犬 14 只, 分为 3 组, A 组 4♀2♂, B 组 2♀2♂, C 组 2♀2♂。每月 im 药物 1 次, A 组给注射用植物油作为对照, B 组给 TU100mg/kg, C 组给 TU20mg/kg, 连续 6 个月。

结果表明:

a. 一般体征等变化 在给药 3 个月内, 各组狗食欲均佳, 体重增加 1.4-1.5 倍。在用药 6 个月后, 高剂量组食量比其余组减少,

体重增长相对缓慢,比用药前增长 1.7—1.9 倍;而低剂量组与对照组体重增长接近,平均 2.3—2.4 倍于用药前。高剂量组与对照组比较,体重增长显著减慢。

b. 血常规及血液生化项目观察 用药前后 WBC、Hgb 及 Pt 值各组均无明显改变。在给药 6 个月后,各组 RBC 计数明显升高,但给药组高、低剂量与对照组比较,RBC 升高无显著差别。

肝、肾功能测定结果表明:高、低剂量用药组与对照组在用药 6 个月内 SGPT 与 BUN 值与用药前比较无明显差别,均在正常范围内。

c. 心电图检查 各组动物心率、P—R 间期、QRS 波群及 Q—T 间期均在正常范围,用药前后无明显改变,也未出现异位节律。在给药 6 个月后,高剂量与对照组中各有 1 只狗出现 ST 段压低 0.5mv,此改变尚属正常范围。

d. 病理学检查 用药 6 个月并在停药 7 天后,每组各杀狗 2 只(雌、雄各 1 只),对重要脏器心、肝、肾、肺、脑垂体、胃、肠等作肉眼观察,未发现明显病变。经对肝、肾、睾丸及附睾切片镜检,结果显示:各组 2 只狗的肝实质细胞无明显改变,给药高、低剂量狗的肾皮质组织结构正常。高剂量组雄狗睾丸曲细精管径缩小,精子细胞受抑,精子显著减少,精原细胞无改变,低剂量相雄狗睾丸曲细精管组织结构基本正常。高剂量组雄狗附睾管腔少精或无精,而低剂量组狗附睾管腔精子数量稍有减少。

(3)致突变试验 将十一酸睾丸素纯品配制成不同浓度的系列溶液,测试菌株为组氨酸缺陷型鼠伤寒沙门氏菌,结果见表 8。

表 8

十一酸萘丸素的鼠伤寒沙门氏菌诱变试验

十一酸萘丸素 (mg/ml)	每皿回变菌落数(均值)**							
	TA 100		TA 97		TA 98		TA 102	
	-S9	+S9	-S9	+S9	-S9	+S9	-S9	+S9
0	168	204	183	145	32	35	309	286
1	181	250	180	157	32	41	329	260
5	167	250	186	170	29	50	335	275
10	170	220	191	166	28	42	340	328
30	187	243	182	159	34	56	331	342
50***	217	227	192	160	35	60	335	409

** 重复 1—2 次, 每次 3 皿。

*** 浓度至 50mg/ml 时, 皿中有白色颗粒析出。

替换页(细则第 26 条)

结 论

十一酸睾丸素 5 个不同剂量, 50mg/ml, 30mg/ml, 10mg/ml, 5mg/ml, 1mg/ml, 分别用 TA100, TA97, TA98 及 TA102 进行平板掺入试验, 无论加或不加 S9 混合液, 在上述实验条件下, 均未测出该药品有致突变作用。

实施例 4

十一酸睾丸素注射液临床验证总结

TU 临床验证的主要目的为考察该药对男子性腺功能低下症(分为一般男子性功能障碍与不育症及克兰菲特综合征两类)与再生障碍性贫血的疗效以及用药过程的不良反应。

临床验证总结如下:

(1) 男子性功能障碍与不育症。经六所医院临床验证, 治疗组 80 例和安慰剂对照组 35 例, 每月肌注 1 次十一酸睾丸素注射液 2ml (含 250mg), 对照组肌注不含十一酸睾丸素的茶油 2ml (安慰剂), 连续 4 个月, 对治疗阳痿有显著疗效, 对少精症明显增加精子数, 部分病人达到可生育的精子数水平。

试验采用双盲方法, 按 2:1 比例随机划分为治疗与对照两组进行研究。时间从 1983 年 4 月起至 1989 年 1 月止, 共有 115 例按规定要求完成了治疗。

结 果

治疗效果

a. 少精不育症

治疗组 30 例, 治疗前的精子均数及其 95% 可信限为 2920 ± 693 万/ml, 治疗后为 5691 ± 2104 万/ml。治疗前后差别显著 ($P < 0.05$), 属治疗“有效”13 例, 有效率为 43.33% (其中 5 例的配偶分别于开始治疗后 2.5—10 个月怀孕, 另 8 例精子数上升达正常)。治疗“无效”17 例 (包括 10 例精子数上升, 但未达正常, 1 例无变化, 6 例减少)。

b. 勃起不坚

治疗组 21 例, 其中原发性勃起不坚 14 例, 继发性 7 例。经治

疗有效 20 例(其中显效 14 例),有效率为 95.2%,治疗无效 1 例。

对照组 9 例,其中原发性勃起不坚 5 例,继发性 4 例。治疗有效 6 例(其中显效 3 例),有效率为 66.67%,治疗无效 3 例。

两组有效率的差别显著($P < 0.05$),说明 TU 对勃起不坚有明显疗效。

c. 阳萎

治疗组 14 例,其中原发性阳萎 4 例,继发性阳萎 10 例。治疗有效 13 例(其中显效 9 例),有效率为 92.86%,无效 1 例。

对照组 12 例,其中原发性阳萎 4 例,继发性阳萎 8 例。治疗有效 5 例(其中显效 3 例),有效率 41.67%,无效 7 例。

两组治疗有效率的比较差别极显著($P < 0.01$),说明 TU 对阳萎有显著疗效。

(2) 克兰菲特综合征。经北京协和医院内分泌科以十一酸睾丸素注射液治疗克兰菲特综合征 13 例,每月肌注 1 次 250mg(2ml),连续 4 个月,患者血清睾酮水平明显升高,性功能均得到明显增强,已婚患者有接近正常性生活,睾丸体积显著增大,性毛的改变以阴毛最为明显。

此病为染色体异常的疾病,目前无病因治疗方法,患者需长期终身使用睾丸素制剂替代治疗。本发明注射液为长效制剂,疗效肯定,雄性激素活性持续时间长达 70 天左右,吸收良好,无明显副作用,比进口的庚酸睾丸素注射液和环戊丙酸睾丸素注射液作用时间更长,可减少注射次数,减轻病人痛苦,且价格也较进口注射液便宜,易被患者接受为终身替代药物。附临床疗效小结(提要)。

用十一酸睾丸素(TU)治疗克兰菲特综合征疗效。13 例患者每月注射 TU250mg 共 4 个月后,患者的体力、第二性征及性功能均有改善,用药前血清睾酮(T)水平为 130.2 ± 107.9 (M \pm SD)ng/dl,在治疗第 4 月时血清 T 水平在注药第 10、20 及 30 日分别升高达 588.9 ± 350.3 , 440.5 ± 196.0 及 316.9 ± 183.5 ng/dl。治疗前及治疗 4 月时血 FSH、LH 及 E2 水平无明显改变,但血性激素结合球蛋白容量由 39.0 ± 7.4 降至 30.2 ± 5.8 nmol/L,患者睾丸体积轻度增大。本结果表明国产十一酸睾丸素是男性性功能减退替代治疗的

有效长效制剂,应每3—4周注射250mg。

(3)再生障碍性贫血。经五所医院临床验证,以十一酸睾丸素注射液合并一叶碱及左旋咪唑治疗“再障”60例(称试验组),同时以康力龙片合并一叶碱及左旋咪唑治疗32例作为对照(称对照组)。试验组注射十一酸睾丸素每月2次,每次500mg(4ml);对照组口服康力龙片每日3次,每次1片2mg,所合并的一叶碱8mg,每日肌注1次,左旋咪唑50mg,每日口服3次,每周连服3日同组相同。连续用药4—6个月,试验组总有效率为55.6%,对照组总有效率为53.3%;连续治疗6个月以上,试验组总有效率为90%,对照组总有效率为73.3。在治疗过程中,对照组有31.2%病人谷丙转氨酶升高,试验组肝功能无明显影响。两组药物对重型“再障”均无显著效果,故十一酸睾丸素注射液适用于非重型慢性再生障碍性贫血。结果见表9,表10。所有的病例的诊断及分型的确定均符合1981年全国再障会议(廊坊)及1987年全国再障(宝鸡)会议所确定的标准,疗效标准按《指导原则》所规定的分为治愈,基本治愈,明显进步及无效四级,因本组病例治疗后的随访期不到一年,故疗效统计按基本治愈,明显进步及无效三级评定。

表 9

以十一酸睾丸素为主治疗组的疗效

型别	治疗持续时间	总例数	基本治愈	明显进步	无效	总有效率 %
非重型	4—6 个月	36	5	15	16	55.6
	6个月以上 —11月	20	5	13	2	90.0
重 型	4—6个月	4	0	0	4	0
合计		60	10	28	22	63.3

替换页(细则第 26 条)

表 10

以康力龙为主对照组的疗效

型别	治疗持续时间	总例数	基本治愈	明显进步	无效	有效率 %
非重型	4—6个月	15	2	6	7	53.3
	6个月以上	15	3	8	4	73.3
重型	4—6个月	2	0	0	2	0
合计		32	5	14	13	59.4

注：两组基本治愈病人中 10 例，其临床及骨髓象均符合治愈，因随访不到 1 年，或失访，故作为基本治愈计。

替换页(细则第 26 条)

(4) 男性避孕。浙江医科大学附属一院对 14 例育龄男性志愿者试验,以十一酸睾丸素注射液,每月肌注 1 次 250mg,合并醋酸甲孕酮注射液,每月肌注 1 次 200mg,连续 4 个月。在用药后 1—4 个月精子数均下降至 400 万/ml 以下,随后再下降至零,大多数受试者在 2 个月内就可达节育效果,所有受试者在用药期间均获节育。停药后 2—7 个月精子数回升,并具有生育力,9 例甚至超过用药前的 1—16.9 倍,3 例试验者的配偶后来怀孕。因此,其抗生育作用是可塑的。附临床研究小结。

小 结

复方 TU 的抗生育作用是肯定的,多数用药者的性欲与性功能有所增强。每月肌注复方 TU 1 剂,大多数在 2 个月内就可达节育效果。停用复方 TU 后 2—7 个月精子数回升,并具有生育力,因此,其抗生育作用是可逆的。为安全起见,在停药后 2 个月起就应采取避孕措施。本研究还表明,复方 TU 对正常人体是安全的,对重要脏器无明显影响。

(5) 两种睾丸素注射液比较。德国 Westfalischen Wilhelms 大学生殖医学研究所主任 E. Nieschlag 教授,在其研究所对本发明的十一酸睾丸素注射液与庚酸睾丸素注射液比较,利用去势雄猴进行实验研究,结果表明:肌注 1 次庚酸睾丸素在第 13 周后,去势雄猴早已停止射精,血液中已测不到睾酮,而肌注 1 次十一酸睾丸素在 13 周后,去势雄猴仍可射精,血液中仍可测出睾酮。因此认为本发明注射液具有比国外现有的庚酸睾丸素注射液更长的雄激素活性。

本发明内容,通过上述实施例,说明较已有注射用睾丸素酯类制剂,维持雄激素活性时间更持久(肌注 1 次,去势雄大鼠与雄鸡可持续药效 70 天以上,去势雄猴可持续药效 13 周以上),不良反应少,对肝、肾等重要脏器无明显影响。与口服十一酸睾丸素胶囊(Organon 药厂产品)比较,本发明肌注给药可避免嚼过消除,生物利用度高,其效介为口服胶囊的 6 倍。基于本发明的优点,适用于需雄激素作长程治疗或终生替代治疗的疾病,由于用量小,价格远低于同类产品,每月只需注射 1 次,减轻病人痛苦与药费负担,易为患

者所接受。本发明注射液配伍甲孕酮,通过对腺垂体的负反馈作用,可逆性抑制精子生成,可用于男性长效避孕。

权 利 要 求

1. 十一酸睾丸素注射液, 其包括作为活性成份的十一酸睾丸素, 注射用植物油, 有或没有药用苯甲酸苄酯。
2. 权利要求1的注射液, 其注射用植物油选自: 茶油, 麻油, 花生油, 橄榄油和豆油等。
3. 权利要求1的十一酸睾丸素注射液用于治疗需雄激素治疗的疾病。
4. 权利要求1的十一酸睾丸素注射液用于治疗需雄激素类药物作长程治疗或终生取代治疗的疾病。
5. 权利要求1的十一酸睾丸素注射液单用或与少量孕激素或雌激素联合用药, 用于长效男性避孕。

Fig. 1


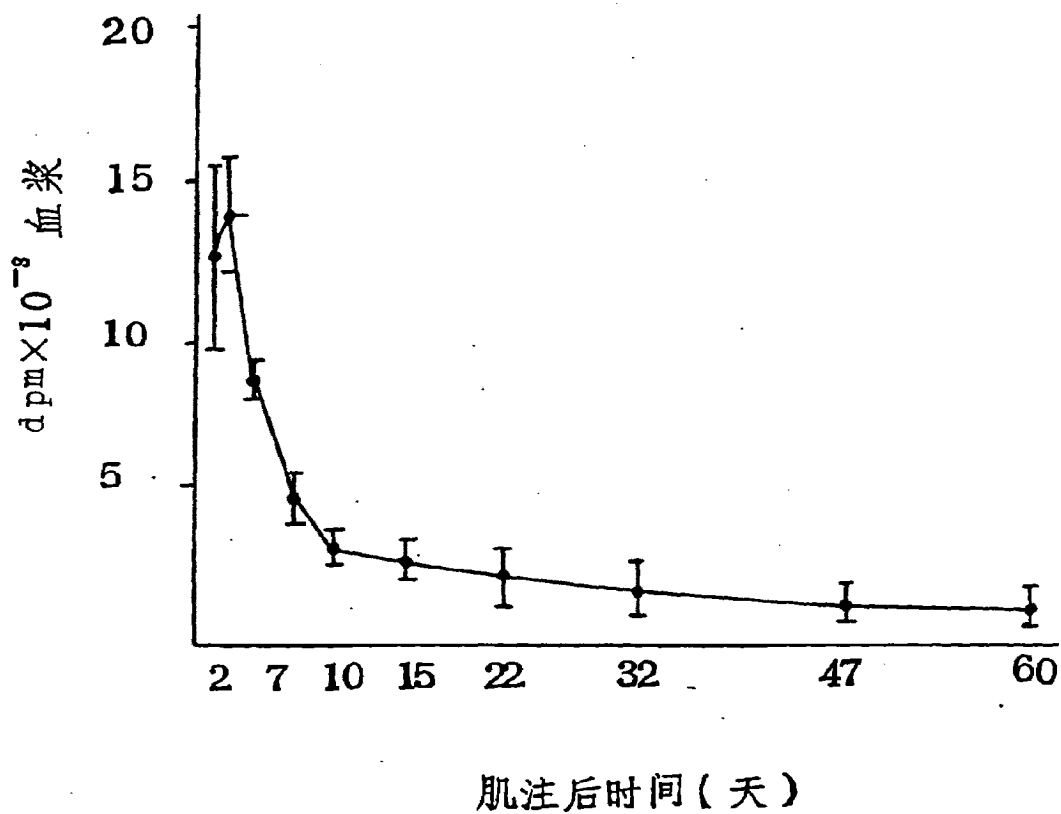


Fig. 2



INTERNATIONAL SEARCH REPORT

International application No.

PCT/CN 94/00084

A. CLASSIFICATION OF SUBJECT MATTER

IPC⁶ A61K 9/08, 31/565, 31/56

According to International Patent Classification (IPC) or to both national classification and IPC

B. FIELDS SEARCHED

Minimum documentation searched (classification system followed by classification symbols)

IPC⁶ A61K 9/08, 31/565, 31/56

Documentation searched other than minimum documentation to the extent that such documents are included in the fields searched

Chinese Patent

Electronic data base consulted during the international search (name of data base and, where practicable, search terms used)

WPI, CPRS, CIPIS

C. DOCUMENTS CONSIDERED TO BE RELEVANT

Category*	Citation of document, with indication, where appropriate, of the relevant passages	Relevant to claim No.
X	Zhejiang Yike Daxue Xuebao, Volume 17, No. 2, 1988, Zheng, Jiang et al.; "Absorption, distribution, and excretion of intramuscularly administered [³ H] testosterone undecanoate in rats", See P53	1-5
X	Chemical Abstract, Volume 86, 1977, (BV OSS. Neth.) Lakeman J. et al.; "Study of the Biological availability of various oral dosage forms of testosterone undecanoate", abstract 111094d & Pharm. Weekbl. 1976, 111(49), 1233-8	1,2
Y	EP A 0001851(AKZO N. V.) 16. 05. 1979 abstract, Claim 1	1,2

 Further documents are listed in the continuation of Box C.
 See patent family annex.

* Special categories of cited documents:

"A" document defining the general state of the art which is not considered to be of particular relevance

"E" earlier document but published on or after the international filing date

"L" document which may throw doubts on priority claims (s) or which is cited to establish the publication date of another citation or other special reason (as specified)

"O" document referring to an oral disclosure, use, exhibition or other means

"P" document published prior to the international filing date but later than the priority date claimed

"T" later document published after the international filing date or priority date and not in conflict with the application but cited to understand the principle or theory underlying the invention

"X" document of particular relevance; the claimed invention cannot be considered novel or cannot be considered to involve an inventive step when the document is taken alone

"Y" document of particular relevance; the claimed invention cannot be considered to involve an inventive step when the document is combined with one or more other such documents, such combination being obvious to a person skilled in the art

"&" document member of the same patent family

Date of the actual completion of the international search

15. December. 1994(15. 12. 1994)

Date of mailing of the international search report

29 DEC 1994 (29. 12. 94)

Name and mailing address of the ISA/


Chinese Patent Office, 6 Xitucheng Rd. Jimen Bridge,
Haidian District, 100088 Beijing, China

Authorized officer

Sun Li

Facsimile No. (86-1)2019451

Telephone No. (86-1)2093892



INTERNATIONAL SEARCH REPORT

International application No.

PCT/CN 94/00084

C(Continuation). DOCUMENTS CONSIDERED TO BE RELEVANT

Category*	Citation of document, with indication, where appropriate, of the relevant passages	Relevant to claim No.
Y	Chemical Abstract, volume 104, 1986 (Prague Czech.) Hampl, R. et al.; "The use of andriol in treatment of androgen deficiency in transsexual women", abstract 219390b & J. Steroid Biochem. 1986, 21(1), 349-52	3, 4
Y	Chemical Abstract, volume 109, 1988 (Lyon Fr.) Guerin, J. F. et al.; "Inhibition of spermatogenesis in men using various combinations of oral progestins and percutaneous or oral androgens", abstract 48600S & Int. J. Androl. 1988, 11(3), 187-99	5
Y	Chemical Abstract, volume 90, 1979 (Muenster Ger.) Nieslag, E. et al.; "Clinical trial with testosterone undecanoate for male fertility control", abstract 133078m & Contraception 1978, 18(6), 607-14	5
A	Chemical Abstract, volume 105, 1989 (BH Oss. Neth.) Neislingh, S. E. et al.; "A dissolution method for hard and soft gelatin capsules containing testosterone undecanoate in oleic acid", abstract 11987q & Drug. Dev. Ind. Pharm. 1986, 12(5) 651-63	1

INTERNATIONAL SEARCH REPORT
Information patent family members

International application No.
PCT/CN 94/00084

Patent document cited in search report	Publication date	Patent family member(s)	Publication date
EP A 0001851	16. 05. 79	NZ A 188755 AU B ₂ 523752 FI B 67298	11. 02. 81 12. 08. 82 30. 11. 84

国际检索报告

国际申请号
PCT/CN 94/00084

<p>A. 主题的分类 IPC⁶ A61K 9/08, 31/565, 31/56</p> <p>按照国际专利分类表 (IPC) 或者同时按照国家分类和 IPC 两种分类</p>								
<p>B. 检索领域</p> <p>检索的最低限度文献 (标明分类体系和分类号) IPC⁶ A61K 9/08, 31/565, 31/56</p> <p>包含在检索领域中的除最低限度文献以外的检索文献 中国专利文献</p> <p>在国际检索时查阅的电子数据库 (数据库的名称和, 如果实际可行的, 使用的检索词) WPI, CPIS, CIPIS</p>								
<p>C. 相关文件</p> <table border="1"> <thead> <tr> <th>类型</th> <th>引用文件, 必要时, 包括相关段落的说明</th> <th>相关的权利要求编号</th> </tr> </thead> <tbody> <tr> <td>X</td> <td>浙江医科大学学报, 第17卷, 第2期, 1988, 郑江等: "[*H] 十一酸睾丸素肌注后在大鼠的吸收、分布和排泄," 见第53页</td> <td>1~5</td> </tr> </tbody> </table> <p><input checked="" type="checkbox"/> 其余文件在C栏的续页中列出。 <input checked="" type="checkbox"/> 见同族专利附件。</p> <p>• 引用文件的专用类型: "A" 明确表示了一般现有技术, 不认为是特别相关的文件 "E" 在先文件, 但是在国际申请日的同一日或之后公布的 "L" 对优先权要求可能产生怀疑或者用来确定另一篇引用文件的公布日期或其它特殊理由而引用的文件 (如详细说明) "O" 涉及口头公开、使用、展览或其它手段的文件 "P" 在国际申请日之前但迟于所要求的优先权日公布的文件 "T" 在国际申请日或优先权日之后公布的在后文件, 它与申请不相抵触, 但是引用它是为了理解构成发明基础的理论或原理 "X" 特别相关的文件; 当该文件被单独使用时, 要求保护的发明不能认为是新颖的或不能认为具有创造性 "Y" 特别相关的文件; 当该文件与其它一篇或多篇这类文件结合在一起, 这种结合对本领域技术人员是显而易见的, 要求保护的发明不能认为具有创造性 "&" 同族专利成员的文件</p>			类型	引用文件, 必要时, 包括相关段落的说明	相关的权利要求编号	X	浙江医科大学学报, 第17卷, 第2期, 1988, 郑江等: "[*H] 十一酸睾丸素肌注后在大鼠的吸收、分布和排泄," 见第53页	1~5
类型	引用文件, 必要时, 包括相关段落的说明	相关的权利要求编号						
X	浙江医科大学学报, 第17卷, 第2期, 1988, 郑江等: "[*H] 十一酸睾丸素肌注后在大鼠的吸收、分布和排泄," 见第53页	1~5						
<p>国际检索实际完成的日期</p> <p>16. 12月, 1994 (16. 12. 1994)</p>	<p>国际检索报告邮寄日期</p> <p>29. 12月 1994 (29. 12. 94)</p>							
<p>国际检索单位名称和通讯地址 中国专利局</p> <p>100088 中国北京市海淀区蓟门桥西土城路6号 传真号 (86-1) 2019451</p>	<p>授权官员 孙俐</p> <p>电话号码 (86-1) 2093892</p>							

国际检索报告

国际申请号

PCT/CN 94/00084

C(续). 相关文件		
类型	引用文件, 必要时, 包括相关段落的说明	相关的权利要求编号
X	Chemical Abstract, volume 86, 1977(BV Oss. Neth.) Lakeman J. et al: 'Study of the Biological availability of various oral dosage forms of testosterone undecanoate', abstract 111094d & Pharm. Weekbl. 1976, 111(49), 1233-8	1, 2
Y	EP A 0001851 (AKZO N.V.) 16. 05月. 1979 (16. 05. 1979) 摘要, 权利要求1	1, 2
Y	Chemical Abstract, volume 104, 1986 (Prague Czech.) Hampl, R. et al: 'The use of andriol in treatment of androgen deficiency in transsexual women', abstract 219390b & J. Steroid Biochem. 1986, 21(1), 349-52	3, 4
Y	Chemical Abstract, volume 109, 1988 (Lyon Fr.) Guerin, J.F. et al: 'Inhibition of spermatogenesis in men using various combinations of oral progestagens and percutaneous or oral androgens', abstract 48600e & Int. J. Androl. 1988, 11(3), 187-99	5
Y	Chemical Abstract, volume 90, 1979 (Muenster Ger.) Nieshiag, E. et al: 'Clinical trial with testosterone undecanoate for male fertility control', abstract 133078m & Contraception 1978, 18(6), 607-14	5
A	Chemical Abstract, volume 105, 1989 (BH Oss. Neth.) Neisingh, S.E. et al: 'A dissolution method for hard and soft gelatin capsules containing testosterone undecanoate in oleic acid', abstract 11987q & Drug. Dev. Ind. pharm. 1986, 12(5), 651-63	1

国际检索报告
同族专利成员的情报

国际申请号
PCT/CN 94/00084

检索报告中引用的 专利文件	公布日期	同族专利成员	公布日期
EP, A, 0001851	16. 05. 79	NZ A 188755 AU B ₂ 628752 FI B 67298	11. 02. 81 12. 08. 82 30. 11. 84

THIS PAGE BLANK (USPTO)

This Page Is Inserted by IFW Operations
and is not a part of the Official Record

BEST AVAILABLE IMAGES

Defective images within this document are accurate representations of the original documents submitted by the applicant.

Defects in the images may include (but are not limited to):

- BLACK BORDERS
- TEXT CUT OFF AT TOP, BOTTOM OR SIDES
- FADED TEXT
- ILLEGIBLE TEXT
- SKEWED/SLANTED IMAGES
- COLORED PHOTOS
- BLACK OR VERY BLACK AND WHITE DARK PHOTOS
- GRAY SCALE DOCUMENTS

IMAGES ARE BEST AVAILABLE COPY.

**As rescanning documents *will not* correct images,
please do not report the images to the
Image Problem Mailbox.**

THIS PAGE BLANK (USPTO)



PCT WELTORGANISATION FÜR GEISTIGES EIGENTUM
 Internationales Büro
 INTERNATIONALE ANMELDUNG VERÖFFENTLICHT NACH DEM VERTRAG ÜBER DIE
 INTERNATIONALE ZUSAMMENARBEIT AUF DEM GEBIET DES PATENTWESENS (PCT)

(51) Internationale Patentklassifikation 6 : A61K 31/565 // (A61K 31/565, 31:565) (A61K 31/565, 31:135)	A1	(11) Internationale Veröffentlichungsnummer: WO 96/19997 (43) Internationales Veröffentlichungsdatum: 4. Juli 1996 (04.07.96)
--	-----------	--

(21) Internationales Aktenzeichen: PCT/EP95/05106 (22) Internationales Anmeldedatum: 23. December 1995 (23.12.95)	(81) Bestimmungsstaaten: AU, BG, BR, CA, CN, CZ, EE, FI, HU, JP, KR, LT, LV, MX, NO, NZ, PL, RO, RU, SG, SI, SK, UA, europäisches Patent (AT, BE, CH, DE, DK, ES, FR, GB, GR, IE, IT, LU, MC, NL, PT, SE).
(30) Prioritätsdaten: P 44 47 402.4 23. December 1994 (23.12.94) DE	Veröffentlicht <i>Mit internationalem Recherchenbericht.</i> <i>Vor Ablauf der für Änderungen der Ansprüche zugelassenen Frist. Veröffentlichung wird wiederholt falls Änderungen eintreffen.</i>
(71) Anmelder: SCHERING AKTIENGESELLSCHAFT [DE/DE]; Müllerstrasse 178, D-13353 Berlin (DE).	
(72) Erfinder: CHWALISZ, Kristof; Lobbersteig 7a, D-13505 Berlin (DE). STÖCKEMANN, Klaus; Holsteinische Strasse 33, D-12161 Berlin (DE).	

(54) Title: COMPOUNDS WITH PROGESTERONE-ANTAGONISTIC AND ANTI-OESTROGEN PROPERTIES INTENDED FOR COMBINED USE IN FEMALE CONTRACEPTION

(54) Bezeichnung: PROGESTERONANTAGONISTISCH- UND ANTIÖSTROGEN WIRKSAME VERBINDUNGEN ZUR GEMEINSAMEN VERWENDUNG FÜR DIE WEIBLICHE KONTRAZEPTION

(57) Abstract
 The invention concerns the use of at least one compound with progesterone-antagonistic properties and at least one compound with anti-oestrogen properties, each in a dose which would not in itself inhibit ovulation, in a single dosing unit, in order to prepare medicaments for female contraception.

(57) Zusammenfassung
 Die vorliegende Erfindung beschreibt die Verwendung mindestens einer Verbindung mit progesteronantagonistischer (PA) und mindestens einer Verbindung mit antiöstrogener (AÖ) Wirkung, jeweils in nicht-ovulationshemmender Dosierung in einer einzelnen Doseinheit, zur Herstellung von Arzneimitteln zur weiblichen Kontrazeption.

LEDIGLICH ZUR INFORMATION

Codes zur Identifizierung von PCT-Vertragsstaaten auf den Kopfbögen der Schriften, die internationale Anmeldungen gemäss dem PCT veröffentlichen.

AM	Armenien	GB	Vereinigtes Königreich	MX	Mexiko
AT	Österreich	GE	Georgien	NE	Niger
AU	Australien	GN	Guinea	NL	Niederlande
BB	Barbados	GR	Griechenland	NO	Norwegen
BE	Belgien	HU	Ungarn	NZ	Neuseeland
BF	Burkina Faso	IE	Irland	PL	Polen
BG	Bulgarien	IT	Italien	PT	Portugal
BJ	Benin	JP	Japan	RO	Rumänien
BR	Brasilien	KE	Kenya	RU	Russische Föderation
BY	Belarus	KG	Kirgisistan	SD	Sudan
CA	Kanada	KP	Demokratische Volksrepublik Korea	SE	Schweden
CF	Zentrale Afrikanische Republik	KR	Republik Korea	SG	Singapur
CG	Kongo	KZ	Kasachstan	SI	Slowenien
CH	Schweiz	LI	Liechtenstein	SK	Slowakei
CI	Côte d'Ivoire	LK	Sri Lanka	SN	Senegal
CM	Kamerun	LR	Liberia	SZ	Swasiland
CN	China	LK	Litauen	TD	Tschad
CS	Tschechoslowakei	LU	Luxemburg	TG	Togo
CZ	Tschechische Republik	LV	Lettland	TJ	Tadschikistan
DE	Deutschland	MC	Monaco	TT	Trinidad und Tobago
DK	Dänemark	MD	Republik Moldau	UA	Ukraine
EE	Estland	MG	Madagaskar	UG	Uganda
ES	Spanien	ML	Mali	US	Vereinigte Staaten von Amerika
FI	Finnland	MN	Mongolei	UZ	Usbekistan
FR	Frankreich	MR	Mauretanien	VN	Vietnam
GA	Gabon	MW	Malawi		

Progesteronantagonistisch- und antiöstrogen wirksame Verbindungen zur gemeinsamen Verwendung für die weibliche Kontrazeption

Die vorliegende Erfindung betrifft die Verwendung mindestens einer Verbindung mit progesteronantagonistischer (PA) und mindestens einer Verbindung mit antiöstrogenen (AÖ) Wirkung, jeweils in nicht-ovulationshemmender Dosierung in einer einzelnen Dosiseinheit, zur Herstellung von Arzneimitteln zur weiblichen Kontrazeption.

Die erfindungsgemäß hergestellten Arzneimittel entfalten ihre empfängnisverhütende Wirkung auf der Basis der Rezeptivitätshemmung, indem eine Einnistung einer befruchteten Eizelle in die Uterusschleimhaut verhindert wird, ohne daß die Ovulation bzw. der Zyklus gestört wird.

Bereits auf der ganzen Welt hat sich der Gebrauch von oralen Kontrazeptiva zu einem gesellschaftlichen Faktor entwickelt, der nicht mehr wegzudenken ist. Besonders unter dem Aspekt der sich nach wie vor rasant entwickelnden Weltbevölkerung ist eine Weiterentwicklung der bislang bewährten Methoden zur Fertilitätskontrolle unbedingt erforderlich.

Der Einsatz von kompetitiven Progesteronantagonisten in der weiblichen Fertilitätskontrolle wird sowohl bei diversen Tierspezies als auch am Menschen schon seit einigen Jahren diskutiert, wie den nachfolgend aufgeführten Publikationen entnommen werden kann, wobei insbesondere der Einsatz von RU 486 (11 β -[4-(Dimethylamino)phenyl]-17 β -hydroxy-17 α -(1-propinyl)estra-4,9-dien-3-on; EP-A-0057115) in diesem Zusammenhang aufgeführt wurde:

Collins et al., Blockade of the spontaneous mid-cycle gonadotropin surge in monkeys by RU 486; A progesterone antagonist or agonist. *J. Clin. Metab.*, 63:1270-1276 (1986);

Croxatto, H.B., Salvatierra 1990 Cyclic use of antigestagens for fertility control. IIIrd International Symposium on Contraception, Heidelberg, June 19-23, 1990;

Danford et al., Contraceptive potential of RU 486 by ovulation inhibition. III. Preliminary observations on once weekly administration. *Contraception* **40**: 195-200 (1989);

Kekkonen et al., Lähteoenmäki P 1990 Interference with ovulation by sequential treatment with the antiprogesterone RU 486 and synthetic progestin. *Fertil Steril [Fertile Sterile]* **53**: 4747 (1990);

Puri et al., Gonadal and pituitary responses to progesterone antagonist ZK 98 299 during the follicular phase of the menstrual cycle in bonnet monkeys. *Contraception* **39(2)**: 227-243 (1989);

Puri et al., Contraceptive potential of a progesterone antagonist ZK 98 734 ((Z)-11 β -[4-(Dimethylamino)phenyl]-17 β -hydroxy-17 α -(3-hydroxy-1-propenyl)estra-4,9-dien-3-on): Effect on folliculogenesis, ovulation and corpus luteum function in bonnet monkeys. In Moudgal et al., (eds) (1990).

Der kontrazeptive Effekt eines Progesteronantagonisten ist einerseits von der ovulationshemmenden Wirkung andererseits von direkten Effekten auf das Endometrium bedingt.

Hierbei ist zu erwähnen, daß diejenige Dosierung eines kompetitiven Progesteronantagonisten, welche einen ovulationsinhibierenden Effekt hervorruft, sehr stark von dem jeweiligen kompetitiven Progesteronantagonisten abhängt:

Bei Progesteronantagonisten vom RU 486-Typ handelt sich um wenig-dissoziierte Verbindungen mit einer stark ausgeprägten ovulationshemmenden Wirkung.

Bei Progesteronantagonisten vom Onapriston-Typ handelt sich um endometriumsspezifische (stark-dissoziierte) Verbindungen, die die Ovulation erst bei hohen Dosierungen hemmen. Eine chronische Behandlung mit derartigen Progesteronantagonisten führt zur Wachstumsretardierung des Endometriums, wobei der ovarielle und menstruelle Zyklus nicht gestört wird. Im Endometrium kommt es zur Degeneration von endometrialen Drüsen und zur Verdichtung des Stromas, so daß die Implantation eines befruchteten Eies verhindert wird (Hemmung der Rezeptivität).

Die Klasse von 11 β -Aryl- oder 11 β ,19-Arylen-substituierten Steroiden wird pharmakologisch nach ihrem stark progesteron- bzw. glukocortikoid-antagonistischen Effekt unterschieden. So kann RU 468 einerseits für einen therapeutisch induzierten Schwangerschaftsabbruch (die humane abortive Dosis in Kombination mit einem

Prostaglandin liegt bei 200-600 mg; EP-A 0 139 608), andererseits aber auch über seine antagonistische Wirkung am Glucocortikoid-Rezeptor zur Therapie des Cushing-Syndroms eingesetzt werden.

Eine andere Möglichkeit der Verwendung kompetitiver Progesteronantagonisten für die weibliche Fertilitätskontrolle, die sogenannte "LH+2"-Behandlung, wird von Swahn et al. [The effect of RU 486 administration during the early luteal phase on bleeding pattern, hormonal parameters and endometrium, Human Reproduction 5(4): 402-408 (1990)] vorgeschlagen, indem 2 Tage nach dem Anstieg des luteinisierenden Hormons (LH) im Menstruationszyklus der Frau (das ist im allg. am Tag 14, 15 oder 16) einmalig eine ovulationshemmende Dosis ein RU 486 verabreicht wird (luteale Kontrazeption). Eine Behandlung mit RU 486 in diesem Abschnitt des Menstruationszyklus führt nicht zur Störung des Zyklus. Applikation von RU 486 in anderen Phasen des Zyklus führt bei Dosierungen oberhalb von 1 mg/Tag entweder zur Amenorrhoe bzw. zu einer Abbruchblutung. Allerdings besitzt dieses Verfahren keine praktische Bedeutung, da die einfache und genaue zeitliche Bestimmung des LH-Peaks immer noch ein Problem darstellt.

Von Glasier et al. [Mifepristone (RU 486) compared with high-dose estrogen and progestogen for emergency postcoital contraception, The New England J. of Med. 327: 1041-1044 (1992)] wird auch die Verwendung von RU 486 für die postkoitale Kontrazeption (emergency postcoital contraception) beschrieben. Die Methode zeigt neben einer hohen Wirksamkeit ein geringes Ausmaß von Nebenwirkungen. Bei einem hohen Prozentsatz der Frauen dieser Studie trat eine Verlängerung des Zyklus auf. Dieser Effekt ist primär auf die antiovulatorische Wirkung von RU 486 zurückzuführen.

Des Weiteren wird in WO 93/23020 beschrieben, daß kompetitive Progesteronantagonisten in einer Dosis, die sowohl unterhalb der abortiven als auch ovulationsinhibierenden Dosierung liegt, zur weiblichen Fertilitätskontrolle verwendet werden können. Es handelt sich hier um eine im allgemeinen wöchentliche, bzw. mehrfache und damit regelmäßige Applikation.

Ebenso beschreibt die EP-A 0 219 447, welche Effekte die tägliche Gabe eines Progesteronantagonisten während der folliculären, bzw. optional auch der lutealen Phase des weiblichen Zyklus in einem Zeitraum von bis zu 4 Tagen in einer Dosierung

von 10-200 mg bezüglich des endometrialen Differenzierungszustandes auslöst. Die hierbei resultierenden Veränderungen am Endometrium werden hinsichtlich des Nidationszeitpunktes für die in-vitro-Fertilisation genutzt.

Von Batista et al. [Daily administration of the progesterone antagonist RU 486 prevents implantation in the cycling guinea pig. *Am. J. Obstet. Gynecol.* 165: 82-86 (1991)] wird auch die Verwendung von RU 486 für die weibliche Fertilitätskontrolle beschrieben, welche durch tägliche Einnahme, präkoital und den gesamten weiteren Zyklus hindurch, in einer ovulationshemmenden Dosis die Nidation beim Meerschweinchen verhindert.

Von Kawano et al. [Effect of RU 486 on Glycogen Metabolism in Endometrium. *Acta Obstetrica et Gynaecologica Japonica*, 41: 1507-1511, (1989)] wird am Rattenmodell der Einfluß von RU 486 in einer Dosierung von 30 mg/kg Körpergewicht auf den endometrialen Glykogen-Metabolismus beschrieben, so daß eine erfolgreiche Eiimplantation gestört wird. Die Applikation erfolgt allerdings am Tag 2 oder 4 der Schwangerschaft.

Die hormonelle Steuerung der Implantation ist speziesabhängig. Bei allen bisher untersuchten Säugetieren ist die Anwesenheit des ovariellen Progesterons für eine erfolgreiche Implantation notwendig. Bei postkoital ovariektomierten Ratten und Mäusen, die mit Progesteron substituiert werden, kommt es allerdings ohne Östrogengabe zu keiner Implantation (Finn CA, Porter DG [1975] *Implantation of ova* [Chapter 6] and *The control of implantation and the decidual reaction* [Chapter 8]; In Finn CA and Porter [eds] *The Uterus*, Elek Science, London, pp 57-73; 86-95). Wird bei diesen Tierspezies Östrogen injiziert, kommt es sofort zur Implantation der Blastocyste (delayed implantation model). Diese Beobachtungen deuten darauf hin, daß das ovarielle Östrogen bei Anwesenheit des Progesterons die Implantation bei Nagetieren induziert. Es war bereits bekannt, daß beim Meerschweinchen und Primaten die ovariellen Östrogene für die Implantation nicht essentiell sind. Bei Meerschweinchen, die nach Anpaarung ovariektomiert wurden, findet die Implantation nur nach einer Progesteronsubstitution (ohne zusätzlicher Östrogenbehandlung) statt (Deansley R [1972] *Retarded embryonic development and pregnancy termination in ovariectomized guinea pigs: progesterone deficiency and decidual collapse*; *J Reprod Fert* [1972] 28:241-247).

Sowohl Antiöstrogene als auch Östrogene in hoher Dosierung hemmen die Implantation bei Ratten und Mäusen (Martin L, Cox RJ, Emmens CW [1963] Further studies in the effects of estrogens and antiestrogens on early pregnancy in mice. J Reprod Fertil 5:239-247; Singh MM Kamboj VP [1992] Fetal resorption in rats treated with an antiestrogen in relation to luteal phase nidatory estrogen secretion. Acta endocrinol 126:444-50). Die implantationshemmende Wirkung von Antiöstrogenen mit östrogenen Partialwirkungen (Nafoxidine, Centchroman, Tamoxifen) wurde auch beim Meerschweinchen beschrieben (Wisel MS, Datta JK, Saxena RN [1994] Int J Fertil 39:156-163). Es ist unklar, ob die implantationshemmende Wirkung der oben genannten Antiöstrogene auf die antagonistische oder agonistische Wirkung zurückzuführen ist, da auch hochdosierte Östrogene die Implantation beim Meerschweinchen verhindern.

Die Verwendung von Östrogenantagonisten (Centchroman) zur Kontrazeption beim Menschen ist ebenfalls beschrieben (Nittyanand S, Kamboj VP [1992] Centchroman: contraceptive efficacy and safety profile. International Conference on Fertility Regulation, November 5-8, 1992 Bombay, India, Programme and abstracts). Allerdings treten bei wirksamen Dosierungen unerwünschte Nebenwirkungen vor, die auf die systemische Wirkung der Östrogenantagonisten zurückzuführen sind. Die Östrogendeprivation, die nach einer Langzeitbehandlung mit einem Antiöstrogen auftreten kann, limitiert zumindest deren regelmäßige Anwendung zur Kontrazeption.

Schließlich geht aus der DE-A 42 13 005 die Verwendung von Aromataschemmern zur Empfängnisverhütung bei weiblichen Primaten im fortpflanzungsfähigen Alter in einer Dosierung, bei der der menstruelle Zyklus des weiblichen Primaten im wesentlichen unbeeinflusst bleibt, hervor. Aromatasehemmer blockieren die Biosynthese von Estrgenen aus deren metabolischen Vorstufen. Die Absoluthöhe der für die kontrazeptive Wirkung erforderlichen Tagesdosen hängt dabei ganz von der Art des verwendeten Aromatasehemmers ab. Für hochaktive Aromatasehemmer liegen die Tagesdosen in der Regel zwischen etwa 0,05 bis etwa 30 mg. Bei weniger aktiven Aromatasehemmern können die Tagesdosen auch höher liegen.

Der vorliegenden Erfindung liegt die Aufgabe zugrunde, ein Präparat für die endometriale Kontrazeption bereitzustellen (Hemmung der endometrialen Rezeptivität, postkoitale Anwendung, "Bedarfspille"), welches die oben genannte unerwünschte Nebenwirkung nicht zeigt und gleichzeitig eine höhere kontrazeptive

Sicherheit aufweist als die getrennte Applikation der entsprechenden Einzelkomponenten.

Unter "Bedarfpille" soll ein oral zu verabreichendes Arzneimittel verstanden werden, welches bei vorzugsweise einmaliger und praekoitaler bedarfsweiser Anwendung eine Konzeption verhindert. Ein derartiges Mittel, hergestellt unter ausschließlicher Verwendung eines kompetitiven Progesteronantagonisten, ist in der nicht veröffentlichten deutschen Patentanmeldung P 44 38 820.9 beschrieben.

Diese Aufgabe wird dadurch gelöst, daß mindestens eine Verbindung mit progesteronantagonistischer (PA) und mindestens eine Verbindung mit antiöstrogener (AÖ) Wirkung, jeweils in nicht-ovulationshemmender Dosierung in einer einzelnen Doseinheit, gemeinsam zur Herstellung von Arzneimitteln zur weiblichen Kontrazeption verwendet werden.

Es wurde nunmehr gefunden, daß die Kombination eines Progesteronantagonisten und Antiöstrogens synergistisch die Endometriumsproliferation und -differenzierung hemmt, so daß der antifertile Effekt der Einzelkomponenten bei entsprechender Dosierung in der Kombination entweder verstärkt wird oder zur Erzielung eines mit den Einzelkomponenten bei deren separaten Anwendung vergleichbaren Effektes die Einzelkomponenten in der Kombination entsprechend niedriger dosiert werden können.

Mittel, enthaltend mindestens eine Verbindung mit antigestagener und mindestens eine Verbindung mit antiöstrogener Wirkung, insbesondere zur Geburtseinleitung und zum Schwangerschaftsabbruch sowie zur Behandlung gynäkologischer Störungen sowie die Verwendung mindestens einer Verbindung mit antigestagener und mindestens einer Verbindung mit antiöstrogener Wirkung zur Herstellung von Arzneimitteln für die angegebenen Indikationen, sind bereits Gegenstand der EP-A 0 310 541.

Pharmazeutische Zusammensetzungen zur postkoitalen Fertilitätskontrolle, die einen kompetitiven Progesteronantagonisten (Antigestagen) sowie einen Progesteron- und Östrogensyntheseblocker enthalten, sind bereits im US-Patent 4,670,426 beschrieben. Als typische Vertreter für den zu verwendenden kompetitiven Progesteronantagonisten sind Fluocimolonacetonid, Triamcinolonacetonid, Steroide mit einem zyklischen 16,17-Acetal mit Aceton und 11 β -[4-(Dimethylamino)phenyl]-17 β -

hydroxy-17 α -(1-propinyl)estra-4,9-dien-3-on (RU 38 486) und äquivalente Derivate erwähnt. Der typische Gehalt liegt dabei zwischen 20 und 50 mg. Als Beispiele für den Progesteron- und Östrogensynthesblocker sind Aminoglutethimid, 4 β ,17 α -Dimethyl-17 β -hydroxy-3-oxo-4 α ,5-epoxy-5 α -androstan-2 α -carbonitril, 20,25-Diazocholesterol und Verbindungen mit äquivalenter Aktivität angeführt und zwar in einer Dosis von 300 bis 1000 mg. Die Anwendung der Zusammensetzung hat gemäß US-Patent 4,670,426 möglichst früh innerhalb der ersten Woche nach dem Geschlechtsverkehr über einen Zeitraum von 3 Tagen zu erfolgen; am besten sollte die Behandlung 2 bis 6 Tage fortgesetzt werden. Die Verhinderung der Nidation und somit einer Schwangerschaft wird durch den synergistischen Effekt bei der gemeinsamen Anwendung der beiden Bestandteile der Zusammensetzung bewirkt, und zwar mit einer Erfolgsrate in der Größenordnung von 90% oder mehr.

Es wurde nunmehr gefunden, daß neben Antigestagenen (kompetitiven Progesteronantagonisten) auch reine Östrogenantagonisten, wie 7 α -[9-[(4,4,5,5,5-Pentafluorpentyl)sulfinyl]nonyl]estra-1,3,5(10)-trien-3,17 β -diol (ICI 182780), die Implantation beim Meerschweinchen hemmen. Dieser Befund deutet darauf hin, daß beim Meerschweinchen, anders als bisher angenommen, auch Östrogene eine wichtige Rolle bei der Implantation spielen.

Weiter wurde gefunden, daß beim Meerschweinchen überraschenderweise eine kombinierte Behandlung mit Progesteronantagonisten und Antiöstrogenen während der Periimplantationsphase (Tag 1-7 post coitum) eine synergistische Wirkung aufweisen. Diese Beobachtungen deuten darauf hin, daß bei dieser Spezies die Östrogene in der Blastozyste gebildet werden. Eine ähnliche Situation kann beim Menschen existieren.

Die wesentlichen Vorteile der vorliegenden Erfindung liegen nicht zuletzt in der niedrigen Dosierung der Wirkstoffe begründet, einerseits durch die mögliche Verringerung der bei einer Monotherapie erforderlichen wirksamen Mengen durch den synergistischen Effekt, andererseits durch die Verwendung niedrigerer, nicht-ovulationsinhibierender Dosierungen. So wird der weibliche Menstruationszyklus in keiner Weise in seiner Zyklizität beeinträchtigt (wie durch ovulationshemmende Substanzen wie RU 486 verursacht) und der Organismus nicht durch unnötig hohe Mengen des kompetitiven Progesteronantagonisten bzw. des Antiöstrogens belastet. Die Verwendung einer solchen Progesteronantagonisten/Antiöstrogen-Kombination

bietet eine sichere Empfängnisverhütung, d.h. die regelmäßige Einnahme eines derartigen Medikamentes (täglich, regelmäßig alle 3 bis 7 Tage) verhindert die Einnistung der Blastozyste ohne Beeinflussung des Zyklus. Ferner wird die kontrazeptive Sicherheit nach einer einmaligen, bedarfsorientierten präkoitalen Einnahme unabhängig von dem Einnahmetag im Zyklus ("Bedarfspille") bzw. nach einer postkoitalen Behandlung erhöht.

Durch die Dosisreduktion des Antiöstrogens ist nicht mit einer Östrogendeprivation zu rechnen. Es kann so eine endometriumselektive Wirkung des Antiöstrogens erreicht und eine ungünstige Wirkung aufgrund einer Östrogendeprivation an anderen Organen, beispielsweise am Knochen, vermieden werden.

Das Gewichtsverhältnis beider Komponenten in dem neuen Arzneimittel kann dabei in weiten Grenzen variiert werden. So können sowohl gleiche Mengen PA und AÖ als auch ein Überschuß einer der beiden Komponenten eingesetzt werden. PA und AÖ werden gemeinsam, getrennt, gleichzeitig in einem Gewichtsverhältnis von im wesentlichen 50:1 bis 1:50, vorzugsweise 25:1 bis 1:25, und insbesondere 10:1 bis 1:10 verwendet. Die gleichzeitige Gabe ist bevorzugt. Vorzugsweise können PA und AÖ kombiniert in einer Doseinheit appliziert werden.

Die beiden Komponenten können einmal täglich oder intermittierend alle 3-6 Tage über den gesamten Zyklus appliziert werden. Sie können auch einmalig präkoital (nach Bedarf; "Bedarfs-Pille") unabhängig vom Zeitpunkt des Menstruationszyklus oder postkoital angewandt werden. Bei der präkoitalen Anwendung wird der Progesteronantagonist höher dosiert, allerdings unterhalb der ovulationshemmenden Dosierung.

Als kompetitive Progesteronantagonisten kommen alle Verbindungen in Frage, die die Wirkung des Progesterons am Gestagenrezeptor (Progesteronrezeptor) kompetitiv blockieren und dabei keine eigene gestagene Aktivität zeigen; die Blockade kann durch die verabreichte Substanz selbst oder durch deren Metaboliten bewirkt werden.

Bei den kompetitiven Progesteronantagonisten handelt sich gemäß vorliegender Erfindung vorzugsweise um endometriumsspezifische (dissoziierte) Verbindungen die höchstensfalls eine schwache antiovulatorische Aktivität aufweisen. Es können auch nicht-dissoziierte Progesteronantagonisten angewandt werden, wobei dann deren

Dosierung unterhalb der ovulationsinhibierenden Dosis liegt. Beispielsweise kommen folgende Steroide infrage:

11 β -[4-(Dimethylamino)phenyl]-17 β -hydroxy-17 α -(1-propinyl)estra-4,9-dien-3-on (RU 38 486),

11 β -[4-(Dimethylamino)phenyl]-17 β -hydroxy-17 α -(1-propinyl)-18 α -homoestra-4,9-dien-3-on und

11 β -[4-(Dimethylamino)phenyl]-17 $\alpha\beta$ -hydroxy-17 $\alpha\alpha$ -(1-propinyl)-17 α -homoestra-4,9,16-trien-3-on (alle EP-A 0 057 115),

17 α -Ethinyl-17 β -hydroxy-11 β -(4-methoxyphenyl)estra-4,9-dien-3-on (Steroids 37 (1981), 361-382),

11 β -(4-Acetylphenyl)-17 β -hydroxy-17 α -(1-propinyl)estra-4,9-dien-3-on (EP-A 0 190 759),

4',5'-Dihydro-11 β -[4-(dimethylamino)phenyl]-6 β -methylspiro[estra-4,9-dien-17 β ,2'(3'*H*)-furan]-3-on

4',5'-Dihydro-11 β -[4-(dimethylamino)phenyl]-7 β -methylspiro[estra-4,9-dien-17 β ,2'(3'*H*)-furan]-3-on

11 β -(4-Acetylphenyl)-19,24-dinor-17,23-epoxy-17 α -chola-4,9,20-trien-3-on (alle US-A 4,386,085)

sowie

die in der EP-A 0 277 676 beschriebenen 11 β -Aryl-14 β -estradiene und -triene, die 19,11 β -überbrückten Steroide, die Gegenstand der EP-A-0 283 428 sind, die aus der EP-A-0 289 073 hervorgehenden 11 β -Aryl-6-alkyl (bzw. 6-Alkenyl oder 6-alkinyl)-estradiene und -pregnadiene und die aus der EP-A-0 321 010 bekannten 11 β -Aryl-7-methyl (bzw. 7-ethyl)-estradiene sowie die 10 β -H-Steroide der EP-A-0 404 283, beispielsweise (Z)-11 β -[4-(Dimethylamino)phenyl]-17 α -(3-hydroxy-1-propenyl)estr-4-en-17 β -ol.

Weiterhin seien als typische Vertreter erfindungsgemäß zu verwendender, kompetitiver Progesteronantagonisten beispielsweise genannt:

11 β -[4-(Dimethylamino)phenyl]-17 α -hydroxy-17 β -(3-hydroxypropyl)-13 α -estra-4,9-dien-3-on (EP-A-0 129 499);

(Z)-11 β -(4-Acetylphenyl)-17 β -hydroxy-17 α -(3-hydroxy-1-propenyl)estra-4,9-dien-3-on (EP-A-0 190 759);

(Z)-6'-(4-Cyanphenyl)-9,11 α -dihydro-17 β -hydroxy-17 α -(3-hydroxy-1-propenyl)-4'*H*-naphth[3',2',1':10,9,11]estra-4,9(11)-dien-3-on und

(Z)-9,11 α -Dihydro-17 β -hydroxy-17 α -(3-hydroxy-1-propenyl)-6'-(3-pyridinyl)-4'H-naphth[3',2',1':10,9,11]estra-4,9(11)-dien-3-on

17 α -Hydroxy-17 β -(3-hydroxypropyl)-11 β -[4-(1-methylethenyl)phenyl]-13 α -estra-4,9-dien-3-on (ZK 131 535)

11 β -[4-(3-Furanyl)phenyl]-17 α -hydroxy-17 β -(3-hydroxypropyl)-13 α -estra-4,9-dien-3-on (ZK 135 695)

(Z)-11 β -[4-(Dimethylamino)phenyl]-17 β -hydroxy-17 α -(3-hydroxy-1-propenyl)estr-4-en-3-on

(E)-11 β -[4-[[[(Acetyloxy)imino]methyl]phenyl]-17 β -methoxy-17 α -(methoxymethyl)estra-4,9-dien-3-on

(E)-11 β -[4-[[[(Ethoxycarbonyl)oxy]imino]methyl]phenyl]-17 β -methoxy-17 α -(methoxymethyl)estra-4,9-dien-3-on

Bei den letztgenannten PAs handelt es sich um solche vom dissoziierten Typ, bei denen bei einer bestimmten Schwellendosis Veränderungen des Endometriums beobachtet werden, während die Ovulation (zentrale Wirkung) nicht gehemmt wird. Der Quotient aus ovulationshemmender und abortiver Dosis (Dissoziationsfaktor) kann als ein Maß für die Dissoziation dienen. Dissoziierte PAs sind im Rahmen vorliegender Erfindung bevorzugt.

Die Aufzählung der PAs ist nicht abschließend; auch andere in den genannten Veröffentlichungen beschriebene kompetitive Progesteronantagonisten sowie solche aus hier nicht genannten Veröffentlichungen sind geeignet. Neuerdings sind auch nicht-steroidale, am Progesteronrezeptor als Antagonisten wirksame Verbindungen bekannt geworden (WO-A 93/21145), die für die Zwecke der vorliegenden Erfindung verwendet werden können.

Die kompetitiven Progesteronantagonisten können zum Beispiel lokal, topisch, enteral, transdermal oder parenteral appliziert werden. Für die bevorzugte orale Applikation kommen insbesondere Tabletten, Dragées, Kapseln, Pillen, Suspensionen oder Lösungen in Frage, die in üblicher Weise mit den in der Galenik gebräuchlichen Zusätzen und Trägersubstanzen hergestellt werden können. Für die lokale oder topische Anwendung kommen beispielsweise Vaginalzäpfchen, Vaginalgels, Implantate, Vaginalringe, intrauterine Freisetzungssysteme (IUDs) oder transdermale Systeme wie Hautpflaster in Frage.

Eine Dosierungseinheit enthält etwa 0,25 bis 50 mg 11 β -[4-(Dimethylamino)phenyl]-17 α -hydroxy-17 β -(3-hydroxypropyl)-13 α -estra-4,9-dien-3-on oder eine biologisch äquivalente Menge eines anderen kompetitiven Progesteronantagonisten.

Wirkäquivalente Mengen werden im Niditationshemmtest am Meerschweinchen (Behandlung Tag 1-7 post coitum) ermittelt.

Erfolgt die Applikation des erfindungsgemäß hergestellten pharmazeutischen Mittels durch ein Implantat, einen Vaginalring, ein IUD oder ein transdermales System, so müssen diese Applikationssysteme derart ausgebildet sein, daß die durch sie täglich freigesetzte Dosis des kompetitiven Progesteronantagonisten in diesem Bereich von 0,25 bis 50 mg liegt.

Die erfindungsgemäß zu applizierende Dosis eines kompetitiven Progesteronantagonisten kann im nicht-ovulationshemmenden sowie nicht-abortauslösenden Dosisbereich des betreffenden Progesteronantagonisten liegen.

Als antiöstrogen wirkende Verbindungen kommen erfindungsgemäß in erster Linie Östrogenantagonisten (kompetitive Antiöstrogene) infrage. Östrogenantagonisten gemäß vorliegender Erfindung können sowohl von Steroiden abgeleitet oder nicht-steroidale Verbindungen sein. Unter Östrogenantagonisten gemäß vorliegender Erfindung sollen nur solche Verbindungen verstanden werden, die möglichst selektiv wirken, d.h. die im wesentlichen nur die Wirkung von Östrogenen hemmen und/oder deren Konzentration senken.

Die Östrogenantagonisten wirken, indem sie Östrogen vom Rezeptor verdrängen.

Als Östrogenantagonisten kommen alle gebräuchlichen Verbindungen mit kompetitiver antiöstrogener Wirkung am Rezeptor in Betracht. Sie können etwa in gleichen Mengen eingesetzt werden wie die bereits im Handel befindlichen Östrogenantagonisten, das heißt die tägliche Dosis beträgt etwa 5-100 mg für Tamoxifen oder die biologisch äquivalente Menge eines anderen Östrogenantagonisten.

Als nicht-steroidale Östrogenantagonisten seien beispielsweise genannt:

(Z)-N,N-Dimethyl-2-[4-(1,2-diphenyl-1-butenyl)phenoxy]ethanamin (Tamoxifen),
1-[2-[4-(3,4-Dihydro-6-methoxy-2-phenyl-1-naphthalinyl)phenoxy]ethyl]pyrrolidinhydrochlorid (Nafoxidin),

α -[4-[2-(Diethylamino)ethoxy]phenyl]-4-methoxy- α -phenylbenzenethanol (Mer-25),
 [6-Hydroxy-2-(4-hydroxyphenyl)-3-benzothienyl][4-[2-(1-piperidinyl)ethoxy]phenyl]methanon-hydrochlorid (Raloxifen),
 (3*R-trans*)-3,4-Dihydro-2,2-dimethyl-7-methoxy-3-phenyl-4-[4-[2-(1-pyrrolidinyl)ethoxy]phenyl]-2*H*-1-benzopyran (Centchroman),

weiter Verbindungen vom 1,1,2-Triphenylbut-1-en-Typ, insbesondere das 3,3'-(2-Phenyl-1-buten-1-yliden)bis[phenol]-diacetat [J. Cancer Res. Clin. Oncol., (1986), 112, S. 119-124];

ferner kommen als steroidale Östrogenantagonisten beispielsweise infrage:

17 α -Ethinyl-11 α -methylestra-1,3,5(10)-trien-3,17 β -diol und 16 β -Ethylestra-1,3,5(10)-trien-3,17 β -diol,

N-Butyl-11-(3,17 β -dihydroxyestra-1,3,5(10)-trien-7 α -yl)-*N*-methylundecansäureamid und 7 α -[9-[(4,4,5,5,5-Pentafluorpentyl)sulfinyl]nonyl]estra-1,3,5(10)-trien-3,17 β -diol.

Erfindungsgemäß bevorzugt sind in jedem Fall solche Östrogenantagonisten, die besonders stark und möglichst selektiv am Endometrium wirken (beispielsweise Tamoxifen, Nafoxidin, 7 α -[9-[(4,4,5,5,5-Pentafluorpentyl)sulfinyl]nonyl]estra-1,3,5(10)-trien-3,17 β -diol).

Die Schwellendosis für endometriumselektive Wirkung wird an ovariectomierten, estradiolsubstituierten Ratten ermittelt. Als Parameter dient die mitotische Aktivität (Proliferationsmarker: PCNA). Als Schwellendosis gilt diejenige Menge des Östrogenantagonisten, bei der nur ein Effekt am Uterus, nämlich eine Hemmung der estrogeninduzierten Proliferation des Endometriums, beobachtet wird.

Als Antiöstrogene gemäß vorliegender Erfindung können auch Aromatasehemmer in Verbindung mit Progesteronantagonisten verwendet werden. Aromatasehemmer unterdrücken die Synthese der Östrogene aus deren Vorstufen. Beispiele für Aromatasehemmer sind Atamestan = 1-Methylandrosta-1,4-dien-3,17-dion (DE-A 33 22 285), Pentozol = 5-[Cyclopentyliden(1*H*-imidazol-1-yl)methyl]-2-thiophencarbonitril (EP-A 0 411 735) oder 4-(5,6,7,8-Tetrahydroimidazo[1,5-*a*]pyridin-5-yl)benzonnitril-monohydrochlorid (Cancer Res., 48, S. 834-838, 1988).

Die Verwendung von Östrogenantagonisten ist aber gegenüber derjenigen von Aromatasehemmern in jedem Fall bevorzugt, da die Östrogenantagonisten die Serum-

Östrogenkonzentration nicht beeinflussen und somit eine Beeinträchtigung des Zyklus vermieden wird.

Eine AÖ-Dosiseinheit enthält 0.01-100 mg Tamoxifen oder eine biologisch äquivalente Menge einer anderen antiöstrogen wirksamen Verbindung.
Ihre Formulierung kann analog wie die der Progesteronantagonisten erfolgen.

Progesteronantagonistisch- und antiöstrogen wirksame Verbindungen können z. B. lokal, topisch, enteral oder parenteral appliziert werden.

Vorzugsweise kommen der Progesteronantagonist und das Antiöstrogen in einer gemeinsamen Dosierungseinheit zur Anwendung.

Die nachfolgenden Beispiele dienen der näheren Erläuterung der vorliegenden Erfindung:

Beispiel 1

10,0 mg	11 β -[4-(Dimethylamino)phenyl]-17 α -hydroxy-17 β -(3-hydroxypropyl)- 13 α -estra-4,9-dien-3-on
140,5 mg	Laktose
69,5 mg	Maisstärke
2,5 mg	Polyvinylpyrrolidon
2,0 mg	Aerosil
<u>0,5 mg</u>	Magnesiumstearat
225,0 mg	Gesamtgewicht der Tablette
=====	

Beispiel 2

20,0 mg	Tamoxifen (Antiestrogen mit agonistischer Partialwirkung)
50,0 mg	11 β -[4-(Dimethylamino)phenyl]-17 α -hydroxy-17 β -(3-hydroxypropyl)- 13 α -estra-4,9-dien-3-on
105,0 mg	Laktose
40,0 mg	Maisstärke
2,5 mg	Poly-N-Vinylpyrrolidon 25
2,0 mg	Aerosil
<u>0,5 mg</u>	Magnesiumstearat
220,0 mg	Gesamtgewicht der Tablette, die in üblicher Weise auf einer Tablettenpresse hergestellt wird. Gegebenenfalls können auch die erfindungsgemäßen Wirkstoffe mit jeweils der Hälfte der oben angegebenen Zusätze getrennt zu einer Zweischichtentablette gepreßt werden.

Beispiel 3

5,0 mg	7 α -[9-(4,4,5,5,5-Pentafluorpentylsulfinyl)nonyl]estra-1,3,5(10)-trien- 3,17 β -diol (reines Antiestrogen)
50,0 mg	11 β -[4-(Dimethylamino)phenyl]-17 α -hydroxy-17 β -(3-hydroxypropyl)- 13 α -estra-4,9-dien-3-on

110,0 mg	Lactose
50,0 mg	Maisstärke
2,5 mg	Poly-N-Vinylpyrrolidon 25
2,0 mg	Aerosil
<u>0,5 mg</u>	Magnesiumstearat
220,0 mg	Gesamtgewicht der Tablette, die in üblicher Weise auf einer Tablettenpresse hergestellt wird. Gegebenenfalls können auch die erfindungsgemäßen Wirkstoffe mit jeweils der Hälfte der oben angegebenen Zusätze getrennt zu einer Zweischichtentablette gepreßt werden.

Beispiel 4

0,5 mg	11 β -[4-(Dimethylamino)phenyl]-17 α -hydroxy-17 β -(3-hydroxypropyl)-13 α -estra-4,9-dien-3-on
0,2 mg	7 α -[9-(4,4,5,5,5-Pentafluorpentylsulfinyl)-nonyl]-estra-1,3,5(10)-trien-3,17 β -diol (reines Antiestrogen)
159,5 mg	Lactose
54,8 mg	Maisstärke
2,5 mg	Poly-N-Vinylpyrrolidon 25
2,0 mg	Aerosil
<u>0,5 mg</u>	Magnesiumstearat
220,0 mg	Gesamtgewicht der Tablette, die in üblicher Weise auf einer Tablettenpresse hergestellt wird. Gegebenenfalls können auch die erfindungsgemäßen Wirkstoffe mit jeweils der Hälfte der oben angegebenen Zusätze getrennt zu einer Zweischichtentablette gepreßt werden.

Beispiel 5**Zusammensetzung einer öligen Lösung:**

100,0 mg	Tamoxifen
343,4 mg	Rizinusöl
<u>608,6 mg</u>	Benzylbenzoat
1052,0 mg	= 1 ml

Die Lösung wird in eine Ampulle gefüllt

Beispiel 6

5,0 mg	11 β -[4-(Dimethylamino)phenyl]-17 β -hydroxy-17 α -(1-propinyl)estra-4,9-dien-3-on (RU-38486),
10,0 mg	(Z)-N,N-Dimethyl-2-[4-(1,2-diphenyl-1-butenyl)phenoxy]ethanamin, (Tamoxifen; Antiestrogen mit agonistischer Partialwirkung)
140,0 mg	Laktose
60,5 mg	Maisstärke
2,5 mg	Poly-N-Vinylpyrrolidon 25
<u>2,0 mg</u>	Aerosil
220,0 mg	Gesamtgewicht der Tablette, die in üblicher Weise auf einer Tablettenpresse hergestellt wird. Gegebenenfalls können auch die erfindungsgemäßen Wirkstoffe mit jeweils der Hälfte der oben angegebenen Zusätze getrennt zu einer Zweischichttablette gepreßt werden.

Pharmakologische Beobachtungen

Versuch 1:

Die Versuche wurden an intakten Meerschweinchen mit normalem Zyklus durchgeführt. Die Behandlung wurde am Tag 1 post coitum angefangen. Die Tiere wurden über 6 Tage mit Vehikel (Benzylbenzoat/Rizinusöl), bzw. dem Tamoxifen in einer Dosis von 0,3, 1, 3 mg/Tag/Tier oder der progesteronantagonistisch wirksamen Verbindung Onapriston (0,3, 1,0, 3,0 mg/Tag/Tier), jeweils alleine, oder mit einer Kombination beider Verbindungen behandelt. Die Substanzen wurden subkutan appliziert. Als Parameter dient die Zahl der Implantationstellen am Tag 12 post coitum.

Die Kombination von Schwellendosen beider Komponenten (AG 0,3, 1 mg/ AÖ ca. 0,3, 1 mg) führt zu einer signifikanten Zunahme der Wirksamkeit (100%ige Implantationshemmung bei 1 mg AG + 1 mg AÖ und 1 mg AG + 0,3 mg AÖ) nach sechstägiger Behandlung (Abb. 1). Die synergistische Wirkung beider Komponenten ist nach einer Behandlung über 8 Tage noch stärker ausgeprägt.

Versuch 2

Die Versuche wurden an intakten Meerschweinchen mit normalem Zyklus durchgeführt. Die Behandlung wurde an Tag 1 p.c. angefangen. Die Tiere (n=6/Gruppe) wurden über 6 Tage mit Vehikel (Benzylbenzoat/Rizinusöl), bzw. Tamoxifen/Antigestagen in einer Dosis von 0,3, 1, 3 mg/kg/Tier oder der progesteronantagonistisch wirksamen Verbindung (Z)-11 β -[4-(Dimethylamino)phenyl]-17 β -hydroxy-17 α -(3-hydroxy-1-propenyl)estr-4-en-3-on jeweils alleine oder mit einer Kombination beider Verbindungen behandelt. Die Substanzen wurden s.c. appliziert. Als Parameter dient die Zahl der nichtgraviden Tiere an Tag 12.

Die Kombination von Schwellendosen (0,3 mg (Z)-11 β -[4-(Dimethylamino)phenyl]-17 β -hydroxy-17 α -(3-hydroxy-1-propenyl)estr-4-en-3-on (ZK 137.316) + 0,3 mg AÖ) führt zu einer signifikanten Zunahme der Wirksamkeit (ca. 80% Rezeptivitätshemmung,

Abb. 2)

Versuch 3

Die Versuche wurden an intakten Meerschweinchen mit normalem Zyklus über einen Behandlungszeitraum von 2 Zyklen durchgeführt. Die Anpaarung fand im zweiten Zyklus statt.

Dosen von Onapriston: 0,1, 0,25, 0,5, 1,0 und 3,0 mg täglich s.c.

Dosen von Tamoxifen: 0,1, 0,25, 0,5, 1,0, 3,0 und 10,0 mg täglich s.c.

Die Kombination jeweils nur marginal wirksamer Einzeldosen (Onapriston 0,5 mg; Tamoxifen 0,5 mg) führt zu einer deutlichen Wirkungsverstärkung (Synergismus). Nur bei Verwendung einer Kombination im Sinne vorliegender Erfindung läßt sich eine vollständige Vermeidung von Schwangerschaften erzielen. In dem genannten Dosisbereich von Tamoxifen (0,1 - 10,0 mg/Tier) konnte keine vollständige Hemmung der Rezeptivität erreicht werden. Normale Schwangerschaften wurden bei 30% (10,0 mg) und 90% bis 100% (<1,0 mg) beobachtet. Auch nach der Behandlung mit hohen Onapriston-Dosen sind gelegentlich Schwangerschaften aufgetreten.

Nach einer Kombinationsbehandlung mit Onapriston und Tamoxifen (jeweils 1,0 mg) wird in allen Fällen eine vollständige Hemmung der Rezeptivität beobachtet. 100%ige Rezeptivitätshemmung bedeutet eine vollständige Vermeidung von Schwangerschaften.

Bei niedrigeren Dosen von Tamoxifen und Onapriston (<1,0 mg), die alleine keine bzw. eine marginale Wirkung aufweisen, lag die Rezeptivitätshemmrate bei 80% bis 100% aller Tiere.

Patentansprüche

1. Verwendung mindestens einer Verbindung mit progesteronantagonistischer (PA) und mindestens einer Verbindung mit antiöstrogener (AÖ) Wirkung, jeweils in nicht-ovulationshemmender Dosierung in einer einzelnen Dosiseinheit, zur Herstellung von Arzneimitteln zur weiblichen Kontrazeption.

2. Verwendung mindestens eines kompetitiven Progesteronantagonisten und eines Antiöstrogens nach Anspruch 1 zur Herstellung eines Arzneimittels zur postkoitaler weiblichen Fertilitätskontrolle in einer einmalig zu verabreichenden Dosiseinheit.

3. Verwendung mindestens eines kompetitiven Progesteronantagonisten und eines Antiöstrogens nach Anspruch 1 zur Herstellung eines Arzneimittels zur bedarfsorientierten weiblichen Fertilitätskontrolle, welches unabhängig vom Zeitpunkt des Menstruationszyklus angewandt werden kann, in einer einmalig zu verabreichenden Dosiseinheit.

4. Verwendung nach einem der Ansprüche 1-3, dadurch gekennzeichnet, daß der kompetitive Progesteronantagonist aus der Gruppe der folgenden Verbindungen ausgewählt ist:
 - 11 β -[4-(Dimethylamino)phenyl]-17 α -hydroxy-17 β -(3-hydroxypropyl)-13 α -estra-4,9-dien-3-on,
 - (Z)-11 β -(4-Acetylphenyl)-17 β -hydroxy-17 α -(3-hydroxy-1-propenyl)estra-4,9-dien-3-on,
 - (Z)-6'-(4-Cyanphenyl)-9,11 α -dihydro-17 β -hydroxy-17 α -(3-hydroxy-1-propenyl)-4'H-naphth[3',2',1':10,9,11]estra-4,9(11)-dien-3-on,
 - (Z)-9,11 α -Dihydro-17 β -hydroxy-17 α -(3-hydroxy-1-propenyl)-6'-(3-pyridinyl)-4'H-naphth[3',2',1':10,9,11]estra-4,9(11)-dien-3-on,
 - 17 α -Hydroxy-17 β -(3-hydroxypropyl)-11 β -[4-(1-methylethenyl)phenyl]-13 α -estra-4,9-dien-3-on,
 - 11 β -[4-(3-Furanyl)phenyl]-17 α -hydroxy-17 β -(3-hydroxypropyl)-13 α -estra-4,9-dien-3-on
 - (Z)-11 β -[4-(Dimethylamino)phenyl]-17 β -hydroxy-17 α -(3-hydroxy-1-propenyl)estr-4-en-3-on,
 - (E)-11 β -[4-[[Acetyloxy]imino]methyl]phenyl]-17 β -methoxy-17 α -(methoxymethyl)estra-4,9-dien-3-on,

(*E*)-11 β -[4-[[[(Ethoxycarbonyl)oxy]imino]methyl]phenyl]-17 β -methoxy-17 α -(methoxymethyl)estra-4,9-dien-3-on,

5. Verwendung nach einem der Ansprüche 1-4, dadurch gekennzeichnet, daß die Verbindung mit antiöstrogener Wirkung ein Östrogenantagonist ist.

6. Verwendung nach Anspruch 5, dadurch gekennzeichnet, daß der Östrogenantagonist aus der Gruppe der folgenden Verbindungen ausgewählt ist:

(*Z*)-*N,N*-Dimethyl-2-[4-(1,2-diphenyl-1-butenyl)phenoxy]ethanamin,

1-[2-[4-(3,4-Dihydro-6-methoxy-2-phenyl-1-naphthalinyl)phenoxy]ethyl]pyrrolidinhydrochlorid,

[6-Hydroxy-2-(4-hydroxyphenyl)-3-benzothieryl][4-{2-(1-piperidinyl)ethoxy}phenyl]methanon-hydrochlorid (Raloxifen),

N-Butyl-11-(3,17 β -dihydroxyestra-1,3,5(10)-trien-7 α -yl)-*N*-methylundecansäureamid,

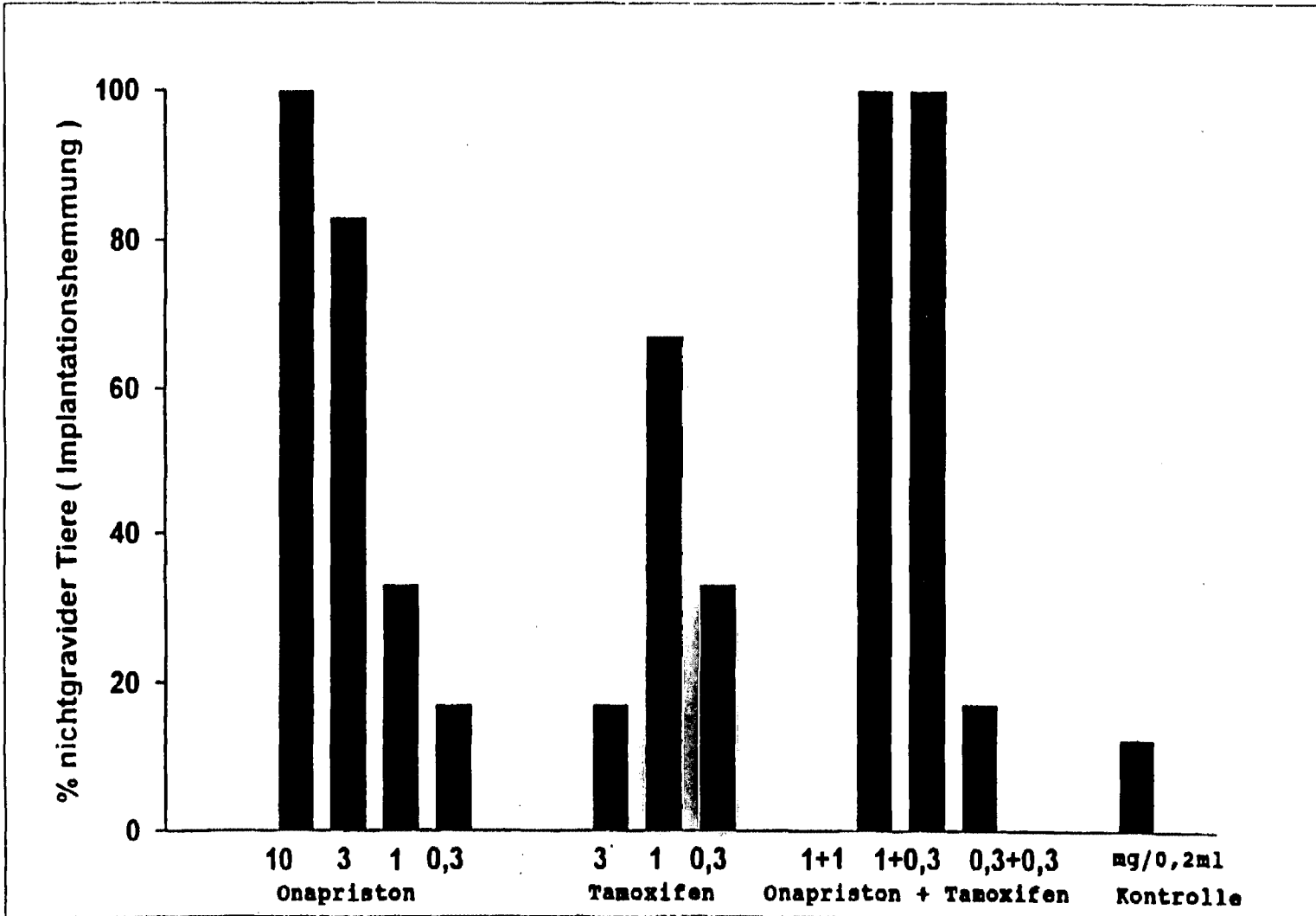
7 α -[9-[(4,4,5,5,5-Pentafluorpentyl)sulfinyl]nonyl]estra-1,3,5(10)-trien-3,17 β -diol.

7. Verwendung von (*Z*)-11 β -[4-(Dimethylamino)phenyl]-17 β -hydroxy-17 α -(3-hydroxy-1-propenyl)estr-4-en-3-on als PA und (*Z*)-*N,N*-Dimethyl-2-[4-(1,2-diphenyl-1-butenyl)phenoxy]ethanamin als AÖ nach einem der Ansprüche 1-3.

8. Verwendung nach einem der Ansprüche 1-3, dadurch gekennzeichnet, daß der kompetitive Progesteronantagonist und das Antiöstrogen in dem Arzneimittel zur Applikation in lokaler, topischer, enteraler oder parenteraler Weise hergerichtet ist.

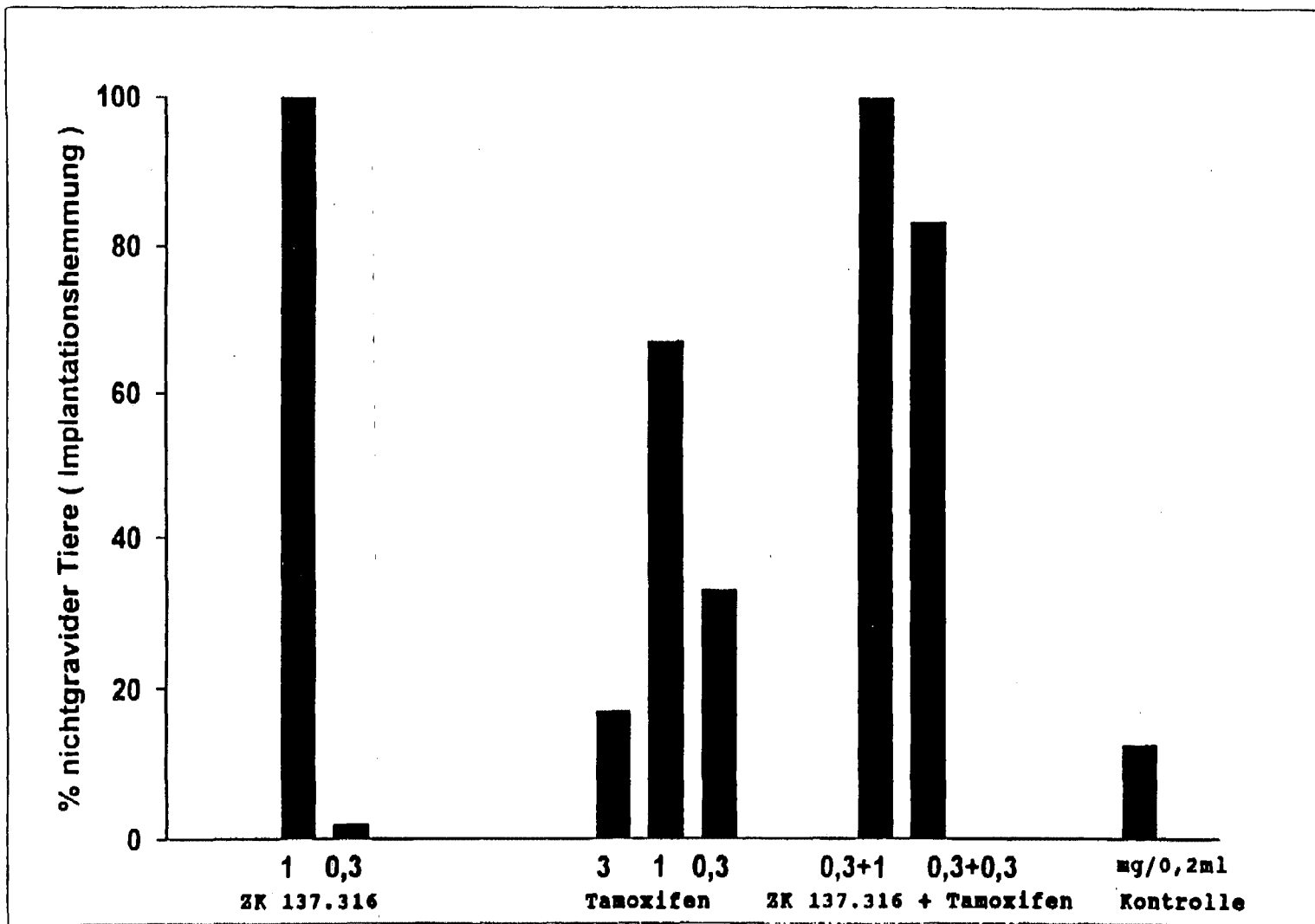
Rezeptivitätshemmung / Meerschweinchen nach postkoitaler Behandlung

Behandlung: d1 - d6 p.c. / Applikation: s.c. / Autopsie: d12 p.c. (n = 6 / Gruppe)



Rezeptivitätshemmung / Meerschweinchen nach postkoitaler Behandlung

Behandlung: d1 - d6 p.c. / Applikation: s.c. / Autopsie: d12 p.c. (n = 6 / Gruppe)



NSDCCID: <W> .9619997A1 | >

INTERNATIONAL SEARCH REPORT

International Application No
PCT/EP 95/05106

A. CLASSIFICATION OF SUBJECT MATTER
IPC 6 A61K31/565 //(A61K31/565,31:565), (A61K31/565, 31:135)

According to International Patent Classification (IPC) or to both national classification and IPC

B. FIELDS SEARCHED

Minimum documentation searched (classification system followed by classification symbols)
IPC 6 A61K

Documentation searched other than minimum documentation to the extent that such documents are included in the fields searched

Electronic data base consulted during the international search (name of data base and, where practical, search terms used)

C. DOCUMENTS CONSIDERED TO BE RELEVANT

Category *	Citation of document, with indication, where appropriate, of the relevant passages	Relevant to claim No.
A	EP,A,0 310 541 (SCHERING AG) 5 April 1989 see claims	1-8

A	EP,A,0 310 542 (SCHERING AG) 5 April 1989 see abstract	1-8

Further documents are listed in the continuation of box C.

Patent family members are listed in annex.

* Special categories of cited documents :

- "A" document defining the general state of the art which is not considered to be of particular relevance
- "E" earlier document but published on or after the international filing date
- "L" document which may throw doubts on priority claim(s) or which is cited to establish the publication date of another citation or other special reason (as specified)
- "O" document referring to an oral disclosure, use, exhibition or other means
- "P" document published prior to the international filing date but later than the priority date claimed

- "T" later document published after the international filing date or priority date and not in conflict with the application but cited to understand the principle or theory underlying the invention
- "X" document of particular relevance; the claimed invention cannot be considered novel or cannot be considered to involve an inventive step when the document is taken alone
- "Y" document of particular relevance; the claimed invention cannot be considered to involve an inventive step when the document is combined with one or more other such documents, such combination being obvious to a person skilled in the art
- "&" document member of the same patent family

Date of the actual completion of the international search

13 May 1996

Date of mailing of the international search report

29. 05. 96

Name and mailing address of the ISA

European Patent Office, P.B. 5818 Patentlaan 2
NL - 2280 HV Rijswijk
Tel. (+ 31-70) 340-2040, Tx. 31 651 epo nl,
Fax (+ 31-70) 340-3016

Authorized officer

Leherte, C

INTERNATIONAL SEARCH REPORT

Information on patent family members

International Application No
PCT/EP 95/05106

Patent document cited in search report	Publication date	Patent family member(s)	Publication date
EP-A-0310541	05-04-89	DE-A- 3733478	13-04-89
		AT-T- 106730	15-06-94
		AU-B- 2332188	20-04-89
		AU-B- 2332288	08-06-89
		CA-A- 1330039	07-06-94
		CA-A- 1329126	03-05-94
		DE-D- 3850026	06-07-95
		DE-A- 3876582	21-01-93
		EP-A- 0310542	05-04-89
		ES-T- 2053795	01-08-94
		ES-T- 2055745	01-09-94
		JP-A- 1106823	24-04-89
		JP-A- 1106822	24-04-89
		US-A- 4888331	19-12-89
EP-A-0310542	05-04-89	DE-A- 3733478	13-04-89
		AT-T- 106730	15-06-94
		AU-B- 2332188	20-04-89
		AU-B- 2332288	08-06-89
		CA-A- 1330039	07-06-94
		CA-A- 1329126	03-05-94
		DE-D- 3850026	06-07-95
		DE-A- 3876582	21-01-93
		EP-A, B 0310541	05-04-89
		ES-T- 2053795	01-08-94
		ES-T- 2055745	01-09-94
		JP-A- 1106823	24-04-89
		JP-A- 1106822	24-04-89
		US-A- 4888331	19-12-89

INTERNATIONALER RECHERCHENBERICHT

Internationales Aktenzeichen
PCT/EP 95/05106

A. KLASSIFIZIERUNG DES ANMELDUNGSGEGENSTANDES
IPK 6 A61K31/565 //(A61K31/565,31:565), (A61K31/565,31:135)

Nach der Internationalen Patentklassifikation (IPK) oder nach der nationalen Klassifikation und der IPK

B. RECHERCHIERTE GEBIETE

Recherchiertes Mindestprüfstoff (Klassifikationssystem und Klassifikationssymbole)
IPK 6 A61K

Recherchierte aber nicht zum Mindestprüfstoff gehörende Veröffentlichungen, soweit diese unter die recherchierten Gebiete fallen

Während der internationalen Recherche konsultierte elektronische Datenbank (Name der Datenbank und evtl. verwendete Suchbegriffe)

C. ALS WESENTLICH ANGESEHENE UNTERLAGEN

Kategorie*	Bezeichnung der Veröffentlichung, soweit erforderlich unter Angabe der in Betracht kommenden Teile	Betr. Anspruch Nr.
A	EP,A,0 310 541 (SCHERING AG) 5.April 1989 siehe Ansprüche	1-8
A	EP,A,0 310 542 (SCHERING AG) 5.April 1989 siehe Zusammenfassung	1-8

Weitere Veröffentlichungen sind der Fortsetzung von Feld C zu entnehmen

Siehe Anhang Patentfamilie

* Besondere Kategorien von angegebenen Veröffentlichungen :

"A" Veröffentlichung, die den allgemeinen Stand der Technik definiert, aber nicht als besonders bedeutsam anzusehen ist

"E" älteres Dokument, das jedoch erst am oder nach dem internationalen Anmeldedatum veröffentlicht worden ist

"L" Veröffentlichung, die geeignet ist, einen Prioritätsanspruch zweifelhaft erscheinen zu lassen, oder durch die das Veröffentlichungsdatum einer anderen im Recherchenbericht genannten Veröffentlichung belegt werden soll oder die aus einem anderen besonderen Grund angegeben ist (wie ausgeführt)

"O" Veröffentlichung, die sich auf eine mündliche Offenbarung, eine Benutzung, eine Ausstellung oder andere Maßnahmen bezieht

"P" Veröffentlichung, die vor dem internationalen Anmeldedatum, aber nach dem beanspruchten Prioritätsdatum veröffentlicht worden ist

"T" Spätere Veröffentlichung, die nach dem internationalen Anmeldedatum oder dem Prioritätsdatum veröffentlicht worden ist und mit der Anmeldung nicht kollidiert, sondern nur zum Verständnis des der Erfindung zugrundeliegenden Prinzips oder der ihr zugrundeliegenden Theorie angegeben ist

"X" Veröffentlichung von besonderer Bedeutung, die beanspruchte Erfindung kann allein aufgrund dieser Veröffentlichung nicht als neu oder auf erfinderscher Tätigkeit beruhend betrachtet werden

"Y" Veröffentlichung von besonderer Bedeutung, die beanspruchte Erfindung kann nicht als auf erfinderscher Tätigkeit beruhend betrachtet werden, wenn die Veröffentlichung mit einer oder mehreren anderen Veröffentlichungen dieser Kategorie in Verbindung gebracht wird und diese Verbindung für einen Fachmann naheliegend ist

"Z" Veröffentlichung, die Mitglied derselben Patentfamilie ist

Datum des Abschlusses der internationalen Recherche

13.Mai 1996

Absenddatum des internationalen Recherchenberichts

29.05.96

Name und Postanschrift der Internationalen Recherchenbehörde
Europäisches Patentamt, P.B. 5818 Patentlaan 2
NL - 2280 HV Rijswijk
Tel. (+ 31-70) 340-2040, Tx. 31 651 epo nl,
Fax: (+ 31-70) 340-3016

Bevollmächtigter Bediensteter

Leherte, C

INTERNATIONALER RECHERCHENBERICHT

Angaben zu Veröffentlichungen, die zur selben Patentfamilie gehören

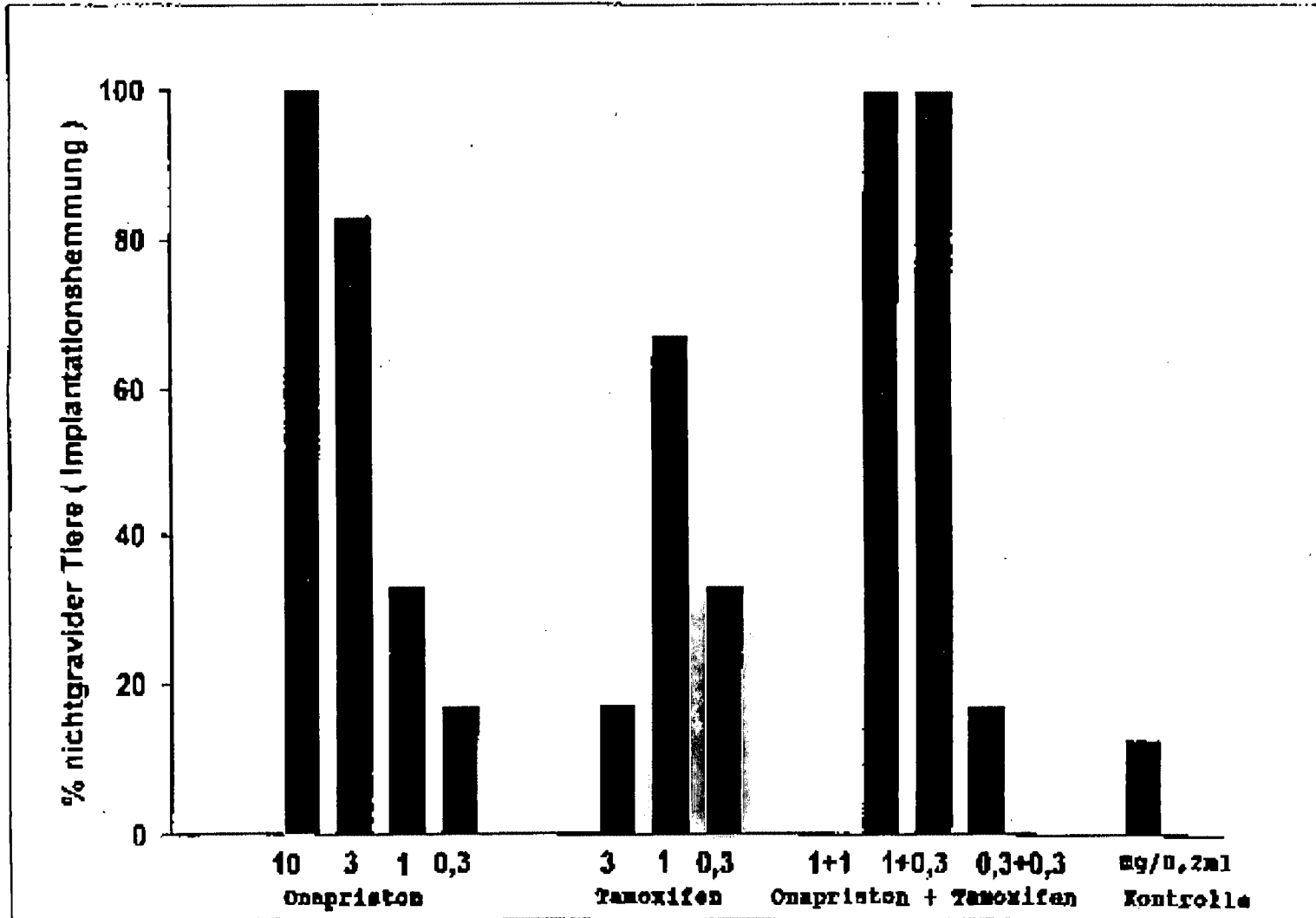
Internationales Aktenzeichen
PCT/EP 95/05106

Im Recherchenbericht angeführtes Patentdokument	Datum der Veröffentlichung	Mitglied(er) der Patentfamilie	Datum der Veröffentlichung
EP-A-0310541	05-04-89	DE-A- 3733478	13-04-89
		AT-T- 106730	15-06-94
		AU-B- 2332188	20-04-89
		AU-B- 2332288	08-06-89
		CA-A- 1330039	07-06-94
		CA-A- 1329126	03-05-94
		DE-D- 3850026	06-07-95
		DE-A- 3876582	21-01-93
		EP-A- 0310542	05-04-89
		ES-T- 2053795	01-08-94
		ES-T- 2055745	01-09-94
		JP-A- 1106823	24-04-89
		JP-A- 1106822	24-04-89
US-A- 4888331	19-12-89		

EP-A-0310542	05-04-89	DE-A- 3733478	13-04-89
		AT-T- 106730	15-06-94
		AU-B- 2332188	20-04-89
		AU-B- 2332288	08-06-89
		CA-A- 1330039	07-06-94
		CA-A- 1329126	03-05-94
		DE-D- 3850026	06-07-95
		DE-A- 3876582	21-01-93
		EP-A, B 0310541	05-04-89
		ES-T- 2053795	01-08-94
		ES-T- 2055745	01-09-94
		JP-A- 1106823	24-04-89
		JP-A- 1106822	24-04-89
US-A- 4888331	19-12-89		

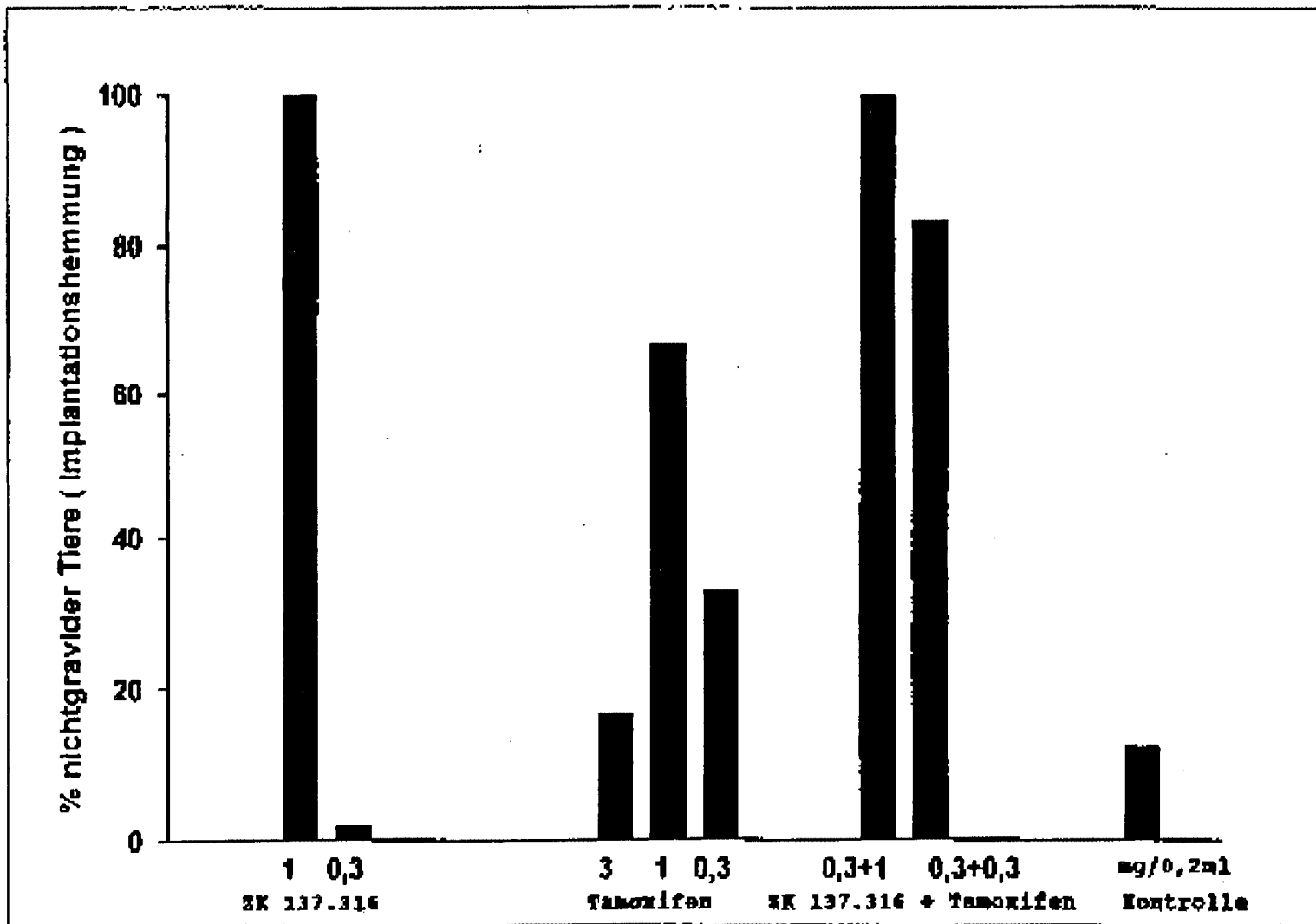
Rezeptivitätshemmung / Meerschweinchen nach postkoitaler Behandlung

Behandlung: d1 - d6 p.c. / Applikation: s.c. / Autopsie: d12 p.c. (n = 6 / Gruppe)



Rezeptivitätshemmung / Meerschweinchen nach postkoitaler Behandlung

Behandlung: d1 - d6 p.c. / Applikation: s.c. / Autopsie: d12 p.c. (n = 6 / Gruppe)



This Page Is Inserted by IFW Operations
and is not a part of the Official Record

BEST AVAILABLE IMAGES

Defective images within this document are accurate representations of the original documents submitted by the applicant.

Defects in the images may include (but are not limited to):

- BLACK BORDERS
- TEXT CUT OFF AT TOP, BOTTOM OR SIDES
- FADED TEXT
- ILLEGIBLE TEXT
- SKEWED/SLANTED IMAGES
- COLORED PHOTOS
- BLACK OR VERY BLACK AND WHITE DARK PHOTOS
- GRAY SCALE DOCUMENTS

IMAGES ARE BEST AVAILABLE COPY.

**As rescanning documents *will not* correct images,
please do not report the images to the
Image Problem Mailbox.**

THIS PAGE BLANK (USPTO)



INTERNATIONAL APPLICATION PUBLISHED UNDER THE PATENT COOPERATION TREATY (PCT)

<p>(51) International Patent Classification ⁶ : A61K 31/565, 9/08, 47/44</p>	A1	<p>(11) International Publication Number: WO 97/21440 (43) International Publication Date: 19 June 1997 (19.06.97)</p>
<p>(21) International Application Number: PCT/GB96/03022 (22) International Filing Date: 9 December 1996 (09.12.96) (30) Priority Data: 9525194.8 12 December 1995 (12.12.95) GB (71) Applicant (for all designated States except US): ZENECA LIMITED [GB/GB]; 15 Stanhope Gate, London W1Y 6LN (GB). (72) Inventors; and (75) Inventors/Applicants (for US only): FERDINANDO, Josephine, Joan, Christine [GB/GB]; Frankland Road, Blagrove, Swindon, Wiltshire SN5 8YS (GB). HUTCHINSON, Keith, Graeme [GB/GB]; Frankland Road, Blagrove, Swindon, Wiltshire SN5 8YS (GB). PARKER, Roya [GB/GB]; Frankland Road, Blagrove, Swindon, Wiltshire SN5 8YS (GB). (74) Agent: TAIT, Brian, Steele; Zeneca Pharmaceuticals, Intellectual Property Dept., Mereside, Alderley Park, Macclesfield, Cheshire SK10 4TG (GB).</p>	<p>(81) Designated States: AL, AM, AT, AU, AZ, BA, BB, BG, BR, BY, CA, CH, CN, CU, CZ, DE, DK, EE, ES, FI, GB, GE, HU, IL, IS, JP, KE, KG, KP, KR, KZ, LC, LK, LR, LS, LT, LU, LV, MD, MG, MK, MN, MW, MX, NO, NZ, PL, PT, RO, RU, SD, SE, SG, SI, SK, TJ, TM, TR, TT, UA, UG, US, UZ, VN, ARIPO patent (KE, LS, MW, SD, SZ, UG), Eurasian patent (AM, AZ, BY, KG, KZ, MD, RU, TJ, TM), European patent (AT, BE, CH, DE, DK, ES, FI, FR, GB, GR, IE, IT, LU, MC, NL, PT, SE), OAPI patent (BF, BJ, CF, CG, CI, CM, GA, GN, ML, MR, NE, SN, TD, TG).</p> <p>Published <i>With international search report.</i></p>	
<p>(54) Title: A SOLUTION FOR ORAL ADMINISTRATION CONTAINING ICI 182,780</p> <p>(57) Abstract</p> <p>The invention concerns a pharmaceutical composition in the form of a solution formulation adapted for oral administration which comprises ICI 182,780, a pharmaceutically-acceptable oil, a pharmaceutically-acceptable lipophilic surfactant, a pharmaceutically-acceptable hydrophilic surfactant, and a pharmaceutically-acceptable water-miscible solvent, and the use of the composition on oral administration to a warm-blooded animal to produce an antioestrogenic effect.</p>		

THIS PAGE BLANK (USPTO)

INTERNATIONAL SEARCH REPORT

Information on patent family members

International Application No.

PCT/GB 96/03022

Patent document cited in search report	Publication date	Patent family member(s)	Publication date
WO 9524893 A	21-09-95	AU 1897495 A	03-10-95
		CA 2185347 A	21-09-95
		EP 0750495 A	02-01-97

Form PCT/ISA 210 (patent family annex) (July 1992)

THIS PAGE BLANK (USPTO)

- 1 -

A SOLUTION FOR ORAL ADMINISTRATION CONTAINING ICI 182,780

The invention relates to a novel pharmaceutical composition, particularly to a pharmaceutical composition adapted for oral administration containing the compound
5 7α -[9-(4,4,5,5,5-pentafluoropentylsulphinyl)nonyl]oestra-1,3,5(10)-triene-3,17 β -diol, and more particularly to a solution formulation containing the compound
 7α -[9-(4,4,5,5,5-pentafluoropentylsulphinyl)nonyl]oestra-1,3,5(10)-triene-3,17 β -diol. The invention also relates to the use of the pharmaceutical composition of the invention for oral
administration to a warm blooded animal to produce an antioestrogenic effect and to a
10 method of producing an antioestrogenic effect by the oral administration of an effective amount of the pharmaceutical composition of the invention.

It is disclosed in European Patent Application No. 0 138 504 that certain steroid derivatives are effective antioestrogenic agents. The disclosure includes information relating to the preparation of the steroid derivatives of that invention. In particular there is
15 the disclosure within Example 35 of the compound
 7α -[9-(4,4,5,5,5-pentafluoropentylsulphinyl)nonyl]oestra-1,3,5(10)-triene-3,17 β -diol, which compound is specifically named in Claim 4. It is also disclosed that the compounds of that invention may be provided for use in the form of a pharmaceutical composition comprising a steroid derivative of the invention together with a pharmaceutically-
20 acceptable diluent or carrier. It is stated therein that the composition can be in a form suitable for oral or parenteral administration. For oral administration it is stated that a tablet or capsule containing the steroid derivative of the invention is particularly convenient. It is further stated therein that the tablet formulation can contain diluents, for example mannitol or maize starch, disintegrating agents, for example alginic acid, binding
25 agents, for example methyl-cellulose, and lubricating agents, for example magnesium stearate. No pharmaceutically-acceptable diluent or carrier for a capsule formulation is specifically disclosed therein.

Subsequently the compound
 7α -[9-(4,4,5,5,5-pentafluoropentylsulphinyl)nonyl]oestra-1,3,5(10)-triene-3,17 β -diol has
30 been identified by the code number ICI 182.780 and that number shall be utilised for the compound hereinafter.

- 2 -

It is further disclosed in Cancer Research, 1991, 51, 3867-3873 and J. Endocrinology, 1992, 135, 239-247 that the antioestrogenic effect of ICI 182,780 in immature rats, mature rats or monkeys can be assessed by the administration of a suspension of the compound in arachis oil. This formulation was dosed either orally or by subcutaneous injection. The studies in rats demonstrated that the potency of the compound when dosed in arachis oil suspension was at least ten fold poorer when administration was by the oral route than when administration was by the subcutaneous route suggesting that the oral bioavailability of the compound from that formulation was low. A prolonged antioestrogenic effect was demonstrated when a dispersion of the compound in arachis oil was administered subcutaneously.

It is further disclosed in, for example, Laboratory Animal Science, 1993, 43, 247-251 that ICI 182,780 may be formulated for administration by intramuscular injection in a castor oil-based depot formulation. That formulation when given to laboratory animals at a dose of 4 milligrams per kilogram was found to inhibit the effects of endogenous oestrogen for three to four weeks.

Furthermore it is disclosed in J. Endocrinology, 1992, 135, 239-247, J. Endocrinology, 1993, 138, 203-209 and Cancer Research, 1994, 54, 408 that ICI 182,780 may be provided for administration by daily intramuscular injection in a 'short-acting' liquid formulation comprising ICI 182,780 in a propylene glycol-based solution.

It is an object of the present invention to provide a solution formulation containing the hydrophobic drug ICI 182,780 which does not exhibit, or which exhibits to a lesser degree, the problem of low oral bioavailability.

Many pharmaceutical compositions have been disclosed which are stated to be suitable for the dosing of hydrophobic drugs. Many of these formulations contain an oil such as arachis oil in which the hydrophobic drug is dissolved or dispersed. However the lack of miscibility of the oil with the aqueous environment of the gastrointestinal tract can lead to variable rates of absorption of the drug. To try to overcome the problem, it is common practice for a surfactant to be added to the pharmaceutical composition, particularly a hydrophilic surfactant such as a surfactant with a hydrophilic-lipophilic balance (HLB) of greater than about 8 and less than about 30. Such a surfactant may

- 3 -

produce an emulsion which, if the particle size is small, may lead to more complete absorption of the hydrophobic drug. However the use of hydrophilic surfactants may give a formulation of poor homogeneity as the surfactant may not be sufficiently miscible with the oil in which the hydrophobic drug is dissolved or dispersed. In a further refinement of such hydrophilic surfactant formulations, it is known that a lipophilic surfactant may be added to try to obtain the desired balance of hydrophilic and hydrophobic components to provide a stable emulsion when the formulation is added to an aqueous environment. The problem with this approach is that for each hydrophobic drug more than routine skill and knowledge is required to identify the exquisite balance of lipophilic and hydrophobic components which will provide a pharmaceutical composition of that hydrophobic drug which can be dosed orally to provide a reasonable oral bioavailability.

The many and various pharmaceutical compositions of the hydrophobic drug cyclosporin illustrate the complexities in this field of pharmaceutical research.

Thus, for example, it is disclosed in UK Patent Application No. 2 222 770 that cyclosporin may be formulated in a mixture of an oil such as a medium chain fatty acid triglyceride, a hydrophilic phase such as a mono- or di-alkyl ether of a polyoxyalkanediol, and a surfactant such as a hydrophilic or lipophilic surfactant or mixtures thereof.

Further it is disclosed in UK Patent Application No. 2 257 359 that cyclosporin may be formulated in a mixture of an oil such as a mixture of mono-, di- and tri-glycerides, a hydrophilic surfactant such as a surfactant having a HLB of at least 10, and the hydrophilic solvent 1,2-propylene glycol.

In addition it is disclosed in UK Patent Application No. 2 228 198 that cyclosporin may be formulated in a mixture of an oil such as a fatty acid triglyceride, a lipophilic surfactant such as a glycerol fatty acid partial ester, and a hydrophilic surfactant having a HLB of at least 10.

It has also been disclosed in PCT Patent Application WO 95/24893 that a hydrophobic drug may, for example, be formulated in a mixture of an oil such as a complete or partial ester of a medium chain or long chain fatty acid with a low molecular weight mono-, di- or polyhydric alcohol (for example a vegetable oil), a lipophilic surfactant such as a fatty acid or a mono- or di-glyceride of a fatty acid, and a hydrophilic surfactant having a HLB of greater than 10.

- 4 -

While this prior art shows some promising results, it should be recognised that ICI 182,780 is not a cyclic peptide like cyclosporin. ICI 182,780 is also a compound of higher molecular weight (Mol. Wt. = 603) and lipophilicity (estimated log P = 8 approx.) than the many drugs listed in PCT Patent Application WO 95/24893. Accordingly a pharmaceutical composition of ICI 182,780 is not disclosed in this prior art, nor can such a formulation be directly or unambiguously identified from consideration of this prior art.

We have investigated the factors which influence the solubilisation of ICI 182,780 and the maintenance of the compound in an absorbable form when it is dosed orally. We have developed solvents and mixtures of solvents which effectively solubilise the compound and we have also identified those oils and surfactants which facilitate the presentation of the compound in a suitable emulsion form to allow the enhanced absorption of the compound. We have discovered that surprisingly the selection and combination of particular classes of ingredients from within the formulations of known hydrophobic drugs provides the desired increase in oral bioavailability.

According to the invention there is provided a pharmaceutical composition in the form of a solution formulation adapted for oral administration which comprises:-

- (i) ICI 182,780;
- (ii) a pharmaceutically-acceptable oil;
- (iii) a pharmaceutically-acceptable lipophilic surfactant;
- (iv) a pharmaceutically-acceptable hydrophilic surfactant; and
- (v) a pharmaceutically-acceptable water-miscible solvent.

Suitable pharmaceutically-acceptable oils include, for example, medium or long chain (C6 to C22, preferably C12 to C20, more preferably C6 to C12) fatty acids and mono-, di- or tri-glycerides of such fatty acids and mixtures of said fatty acids and mono-, di- and tri-glycerides. Preferably the pharmaceutically-acceptable oil is a triglyceride of a C6 to C12 fatty acid or a diglyceride of a C14 to C20 fatty acid. Examples of preferred pharmaceutically-acceptable oils include vegetable oils such as soyabean oil, olive oil, arachis oil and coconut oil, fractionated vegetable oils such as fractionated coconut oil, and animal oils such as fish liver oil. Of these oils, fractionated coconut oil is more preferred.

- 5 -

Suitable fractionated coconut oils include, for example, those made available commercially under the trade name "Miglyol" from Huls (UK) Ltd., Milton Keynes, UK such as:-

Miglyol 810 which comprises a mixture of caprylic and capric acid triglycerides
5 having an approximate fatty acid composition of C6 : 2%; C8 : 68%; C10 : 28% and C12 : 2%;

Miglyol 812 which comprises a mixture of caprylic and capric acid triglycerides having an approximate fatty acid composition of C6 : 3%; C8 : 56%; C10 : 36% and C12 : 5%; and

10 Miglyol 818 which comprises a mixture of caprylic, capric and linoleic acid triglycerides having an approximate fatty acid composition of C6 : 3%; C8 : 53%; C10 : 33%; C12 : 4% and C18 : 5%.

Of these fractionated coconut oils, Miglyol 812 is preferred.

Suitable pharmaceutically-acceptable lipophilic surfactants include, for example,
15 surfactants with a hydrophilic-lipophilic balance (HLB) of less than about 10, for example fatty acids such as capric, caprylic, oleic and linoleic acid, and mono- or di-glycerides (or mixtures of mono- and di-glycerides) of fatty acids such as capric, caprylic and oleic acid, for example the lipophilic surfactants made available under the trade name "Imwitor" from Huls (UK) Ltd. such as Imwitor 988, Imwitor 742 and Imwitor 308 and those made
20 available under the trade name "Capmul" from Karlshamns, Karlshamn, Sweden such as Capmul MCM.

Of these lipophilic surfactants, mixtures of the mono- and/or di-glycerides of capric and caprylic acids such as Imwitor 988 and Imwitor 742, especially Imwitor 988, are preferred.

25 Suitable pharmaceutically-acceptable hydrophilic surfactants include, for example, surfactants with a HLB of greater than about 10, for example the condensation products of an alkylene oxide such as ethylene oxide with castor oil or with hydrogenated castor oil, for example the hydrophilic surfactants made available under the trade name "Cremophor" from BASF, Cheadle Hulme, Cheshire, England such as Cremophor RH40,
30 those made available under the trade name "Etocas" from Croda Chemicals, North

- 6 -

Humberside, England such as Etocas 40, and those made available under the trade name "Nikkol" from Nikko Chemicals Co. Ltd., Tokyo, Japan such as Nikkol HCO-60.

Of these hydrophilic surfactants, Cremophor RH40 is preferred.

Suitable pharmaceutically-acceptable water-miscible solvents include, for example, a (1-4C)alcohol such as ethanol and propanol, a poly-alcohol, for example, a monomeric poly-alcohol such as a (1-4C)alkylenepolyol, for example glycerol (propane-1,2,3-triol), or a (1-12C)glycol, for example ethylene glycol (ethane-1,2-diol), propylene glycol (propane-1,2-diol), diethylene glycol (3-oxapentane-1,5-diol), triethylene glycol (3,6-dioxaoctane-1,8-diol) and tetraethylene glycol (3,6,9-trioxaundecane-1,11-diol). Alternatively a suitable pharmaceutically-acceptable water-miscible solvent is, for example, a polymeric poly-alcohol such as polyethylene glycol (PEG), for example a PEG having an average molecular weight in the range 150 to 800 such as PEG 200, PEG 300, PEG 400 and PEG 600. Alternatively a suitable pharmaceutically-acceptable water-miscible solvent is, for example, an ether derivative of a pharmaceutically-acceptable poly-alcohol as defined hereinbefore, for example a mono-(1-4C)alkyl ether derivative such as a mono-methyl ether derivative or, for example a mono-cyclic ether derivative such as a furfurylmethyl, tetrahydrofurfurylmethyl or tetrahydropyranylmethyl ether derivative. Examples of such suitable etherified poly-alcohols include glycerol mono-methyl ether, ethylene glycol mono-methyl ether, propylene glycol mono-methyl ether, ethylene glycol mono-tetrahydrofurfurylmethyl ether, diethylene glycol mono-methyl ether, diethylene glycol mono-ethyl ether (ethyl digol), diethylene glycol mono-tetrahydrofurfurylmethyl ether (glycofurol), diethylene glycol mono-tetrahydropyranylmethyl ether, triethylene glycol mono-methyl ether, triethylene glycol mono-ethyl ether, triethylene glycol mono-tetrahydrofurfurylmethyl ether, tetraethylene glycol mono-methyl ether and tetraethylene glycol mono-tetrahydrofurfurylmethyl ether. A suitable pharmaceutically-acceptable water-miscible solvent includes a mixture of two or more of the above-mentioned suitable water-miscible solvents. Preferred pharmaceutically-acceptable water-miscible solvents include propylene glycol and ethyl digol. Preferably ethanol or propylene glycol, or a mixture of ethanol and propylene glycol is used.

In a further advantage of the invention, it has been determined that, surprisingly, the combination of the above-mentioned ingredients of the pharmaceutical composition of the invention in the correct ratios improves the desired increase in oral bioavailability. In the table below, the advantageous relative ratios (as percentages of the weight of the formulation) are disclosed:-

<u>Component</u>	<u>Generally</u>	<u>Preferred</u>	<u>More Preferred</u>	<u>Further Preferred</u>
ICI 182,780	1-20%	2-18%	5-15%	8-12%
oil	1-20%	2-18%	5-15%	5-15%
hydrophilic surfactant	5-45%	10-40%	20-30%	20-30%
lipophilic surfactant	15-70%	25-60%	35-50%	35-50%
water-miscible solvent	1-30%	2-28%	5-25%	8-16%

The solution formulation of the invention may be presented in a form suitable for oral administration, for example a unit dosage form may be metered onto a spoon of suitable size and administered by mouth. Alternatively the solution formulation may be encapsulated by methods well known to those skilled in the arts of pharmaceutical science, for example by encapsulation within a shell comprising a gelatin or starch capsule such as a hard gelatin or starch capsule or a soft gelatin capsule [which may be formed from gelatin, an appropriate plasticiser (such as glycerin and sorbitol) and water].

The compositions of the invention may be obtained using conventional pharmaceutically-acceptable diluents well known in the art such as colouring, sweetening, flavouring and/or preservative agents. In the case of a soft gelatin capsule said diluents may be present in the liquid solution formulation encapsulated within the gelatin capsule or alternatively they may be present within the gelatin shell of the capsule. Capsule forms of the invention may be coated or uncoated either to modify their disintegration and the subsequent absorption of the active ingredient within the gastrointestinal tract, or to improve their stability and/or appearance, in either case using conventional coating agents and procedures well known in the art.

The amount of active ingredient i.e. ICI 182,780, which is employed in a single dosage unit will necessarily vary depending on the host treated and the particular dosage

- 8 -

form employed. For example a solution formulation which is administered on a spoon will generally have a volume in the range, for example, 0.5 ml to 10 ml and will contain the active ingredient at a concentration in the range, for example, 5 mg/ml to 150 mg/ml, preferably in the range, for example, 20 mg/ml to 100 mg/ml. Alternatively a soft gelatin capsule having an internal volume of, for example, 0.5 ml, 1 ml, 2 ml, 3 ml or 5 ml may be employed and will contain the active ingredient at a concentration in the range, for example, 5 mg/ml to 150 mg/ml, preferably in the range, for example, 15 mg/ml to 120 mg/ml, more preferably 100 mg/ml.

The size of the dose of ICI 182,780 will naturally vary according to the nature and severity of the disease state being treated, and the age of the animal or patient being treated. In general ICI 182,780 will be administered so that a daily dose in the range, for example, 0.1 to 10 mg/kg body weight is received given, if required, in divided doses. Preferably a daily dose in the range, for example, 0.1 to 2 mg/kg body weight will be administered.

As stated previously it was disclosed in J. Endocrinology, 1992, 135, 239-247 and 1993, 138, 203-209 that ICI 182,780 may be formulated for administration by intramuscular injection as a solution formulation comprising ICI 182,780 in a propylene glycol-based solution. There was no disclosure therein of the dosing of that solution formulation by the oral route. The only specific disclosures of the administration of ICI 182,780 by the oral route were made in the first of the above-mentioned papers in J. Endocrinology and in Cancer Research, 1991, 51, 3867-3873 wherein the formulation comprised a suspension of the compound in arachis oil.

Thus according to this aspect of the invention there is provided the use of a solution formulation comprising:-

- (i) ICI 182,780;
 - (ii) a pharmaceutically-acceptable oil;
 - (iii) a pharmaceutically-acceptable lipophilic surfactant;
 - (iv) a pharmaceutically-acceptable hydrophilic surfactant; and
 - (v) a pharmaceutically-acceptable water-miscible solvent;
- in the manufacture of a medicament for oral administration to a warm-blooded animal to produce an antioestrogenic effect.

- 9 -

This aspect of the invention also includes a method of producing an antioestrogenic effect by the oral administration to a warm-blooded animal in need of such an effect of an effective amount of a solution formulation comprising:-

- (i) ICI 182,780;
- 5 (ii) a pharmaceutically-acceptable oil;
- (iii) a pharmaceutically-acceptable lipophilic surfactant;
- (iv) a pharmaceutically-acceptable hydrophilic surfactant; and
- (v) a pharmaceutically-acceptable water-miscible solvent.

10 In these aspects of the invention the weight ratios of the ingredients of the solution formulation are as defined hereinbefore. In addition the single dosage unit of the liquid solution formulation and the daily dosage rate are as defined hereinbefore.

The invention will now be illustrated in the following Examples which involve tests of the aqueous dispersion profiles and oral bioavailabilities of ICI 182,780 contained
15 within various pharmaceutical formulations. In general the test procedures used were those described below:-

Test of Aqueous Dispersion Profiles

The aqueous dispersion profiles of the solution formulations of the invention were
20 assessed using the following conventional procedure which was conducted at ambient temperature. An aliquot (0.2 ml) of the formulations containing 2 g of ICI 182,780 per 100 ml and 0.04 ml of the formulation containing 10 g of ICI 182,780 per 100 ml) of each test formulation was added to an aqueous sodium chloride solution (0.154 M, 10 ml) in a vial. The vial was sealed with a cap and the contents were mixed by the repeated inversion
25 of the vial. The dispersion of the formulation and/or the precipitation of the active ingredient of the formulation was assessed visually.

Test of Oral Bioavailability

The oral bioavailability of ICI 182,780 in the dog from various formulations of
30 the compound was determined using the following method. Each test formulation was dosed to a group of five male beagle dogs, each weighing approximately 18 kg. Unless

- 10 -

otherwise stated the studies were carried out with the animals in a 'fasted' state, that is the animals were not fed later than 18 hours prior to the dosing of a test formulation and they were not fed until 5 or 6 hours after dosing. The formulation of Example 1 was dosed orally by gavage. Each of the other formulations was contained in a hard gelatin capsule (size 00) and dosed orally. In each case, water (approximately 150 ml) was dosed immediately thereafter by way of gavage. Blood samples were taken from an external jugular vein at various times up to 8 hours after dosing. The level of ICI 182,780 in each blood sample was determined using a conventional radioimmunoassay using an analogous procedure to that described in Cancer Research, 1994, 54, 408 {antibodies were obtained on administration to a group of sheep of a conjugate obtained by a mixed anhydride based coupling of 17 β -(3-carboxypropionyloxy)-7 α -[9-(4,4,5,5,5-pentafluoropentylthio)nonyl]oestra-1,3,5(10)-triene-3-ol [obtained from 7 α -[9-(4,4,5,5,5-pentafluoropentylthio)nonyl]oestra-1,3,5(10)-triene-3,17 β -diol (Example 35 of European Patent Application No. 0 138 504) and succinic acid] and thyroglobulin}.

Using this methodology, the oral bioavailability of ICI 182,780 obtainable from each test formulation was assessed using the conventional parameters of maximum drug concentration [C_p (max)], the area under the graph of drug concentration versus time [AUC (0-8h)] and a percentage figure for the oral bioavailability based on a comparison of the AUC results obtained for the test formulation and for a formulation which was dosed intramuscularly (IM) comprising:-

<u>IM Formulation</u>	<u>% Weight in grams per ml</u>
ICI 182,780	2.0
Ethanol	10.0
Water (Ph. Eur.)	8.0
poloxamer 407	1.0
propylene glycol (Ph. Eur.)	to 100%

The following calculation was carried out to determine the oral bioavailability:-

$$\% \text{ Oral Bioavailability} = \frac{\text{AUC (oral)} \times \text{Dose (IM)}}{\text{AUC (IM)} \times \text{Dose (oral)}} \times 100$$

Comparative Example 1

The solution formulation comprised the ingredients shown below. Addition of the formulation to aqueous sodium chloride resulted in the formation of a precipitate which was noted to aggregate over a period of about 10 minutes.

5

<u>Ingredient</u>	<u>% weight</u> (g per 100 ml)	<u>Pharmacokinetic Parameter</u>	
ICI 182,780	2.0	Dose	50 mg
ethanol	10.0	Cp (max)	13.3 ± 2.7 ng ml ⁻¹
water	8.0	AUC (0 to 8 hours)	34.9 ± 6.3 ng h ml ⁻¹
propylene glycol	to 100%	Bioavailability	1.1 %

Comparative Example 2

The solution formulation comprised the ingredients shown below. Addition of the formulation to aqueous sodium chloride resulted in the formation of a crude emulsion.

10

<u>Ingredient</u>	<u>% weight</u> (g per 100 ml)	<u>Pharmacokinetic Parameter</u>	
ICI 182,780	10.0	Dose	50 mg
ethanol	13.5	Cp (max)	14 ± 2 ng ml ⁻¹
Imwitor 988	76.5	AUC (0 to 8 hours)	28 ± 5 ng h ml ⁻¹
		Bioavailability	0.8 %

Comparative Example 3

The solution formulation comprised the ingredients shown below. Addition of the formulation to aqueous sodium chloride resulted in the formation of a hazy, opalescent mixture, the turbidity of which increased gradually.

15

- 12 -

<u>Ingredient</u>	<u>% weight</u> (g per 100 ml)	<u>Pharmacokinetic Parameter</u>	
ICI 182,780	10.0	Dose	50 mg
propylene glycol	10.0	C _p (max)	20 ± 4 ng ml ⁻¹
Imwitor 988	80.0	AUC (0 to 8 hours)	51 ± 10 ng h ml ⁻¹
		Bioavailability	1.5 %

Example 1

The solution formulation comprised the ingredients shown below. Addition of the formulation to aqueous sodium chloride resulted in the formation of a hazy, opalescent mixture, the turbidity of which increased gradually over a period of 8 hours. The formulation gave the pharmacokinetic parameters shown below when dosed orally to dogs.

<u>Ingredient</u>	<u>% weight</u> (g per 100 ml)	<u>Pharmacokinetic Parameter</u>	
ICI 182,780	10.0	Dose	50 mg
Imwitor 988	40.0		
Cremophor RH40	26.8	C _p (max)	83 ± 19 ng ml ⁻¹
Miglyol 812	13.2	AUC (0 to 8 hours)	194 ± 34 ng h ml ⁻¹
ethanol	10.0	Bioavailability	5.5 %

Example 2

The solution formulation comprised the ingredients shown below. Addition of the formulation to aqueous sodium chloride resulted in the formation of a hazy, opalescent mixture, the turbidity of which increased gradually over a period of 8 hours. The formulation gave the pharmacokinetic parameters shown below when dosed orally to dogs.

15

- 13 -

<u>Ingredient</u>	<u>% weight</u> (g per 100 ml)	<u>Pharmacokinetic Parameter</u>	
ICI 182,780	10.0	Dose	50 mg
Imwitor 988	45.9		
Cremophor RH40	22.95	Cp (max)	78 ± 17 ng ml ⁻¹
Miglyol 812	7.65	AUC (0 to 8 hours)	193 ± 35 ng h ml ⁻¹
propylene glycol	13.5	Bioavailability	5.4 %

Example 3

The solution formulation comprised the ingredients shown below. Addition of the formulation to aqueous sodium chloride resulted in the formation of a hazy, opalescent mixture, the turbidity of which increased gradually over a period of 8 hours. The formulation gave the pharmacokinetic parameters shown below when dosed orally to dogs.

<u>Ingredient</u>	<u>% weight</u> (g per 100 ml)	<u>Pharmacokinetic Parameter</u>	
ICI 182,780	10.0	Dose	50 mg
Imwitor 742	40.0		
Cremophor RH40	26.8	Cp (max)	80 ± 14 ng ml ⁻¹
Miglyol 812	13.2	AUC (0 to 8 hours)	195 ± 26 ng h ml ⁻¹
ethanol	10.0	Bioavailability	5.6 %

Example 4

The solution formulation comprised the ingredients shown below. Addition of the formulation to aqueous sodium chloride resulted in the formation of a hazy, opalescent mixture, the turbidity of which increased gradually over a period of 8 hours. The formulation gave the pharmacokinetic parameters shown below when dosed orally to dogs.

15

- 14 -

<u>Ingredient</u>	<u>% weight</u> (g per 100 ml)	<u>Pharmacokinetic Parameter</u>	
ICI 182,780	10.0	Dose	50 mg
Imwitor 988	37.4		
Cremophor RH40	22.95	Cp (max)	83 ± 11 ng ml ⁻¹
Miglyol 812	7.65	AUC (0 to 8 hours)	194 ± 24 ng h ml ⁻¹
ethanol	7.0	Bioavailability	5.6 %
propylene glycol	15.0		

5

CLAIMS

1. A pharmaceutical composition in the form of a solution formulation adapted for oral administration which comprises:-
- 5 (i) ICI 182,780;
- (ii) a pharmaceutically-acceptable oil;
- (iii) a pharmaceutically-acceptable lipophilic surfactant;
- (iv) a pharmaceutically-acceptable hydrophilic surfactant; and
- (v) a pharmaceutically-acceptable water-miscible solvent.
- 10
2. A pharmaceutical composition as claimed in claim 1 wherein the pharmaceutically-acceptable oil is a triglyceride of a C6 to C12 fatty acid or a diglyceride of a C14 to C20 fatty acid.
- 15 3. A pharmaceutical composition as claimed in claim 1 wherein the pharmaceutically-acceptable oil is fractionated coconut oil.
4. A pharmaceutical composition as claimed in claim 1 wherein the pharmaceutically-acceptable lipophilic surfactant is a mixture of mono- and di-glycerides
- 20 of capric and caprylic acids.
5. A pharmaceutical composition as claimed in claim 1 wherein the pharmaceutically-acceptable hydrophilic surfactant is the condensation product of ethylene oxide with castor oil or with hydrogenated castor oil.
- 25
6. A pharmaceutical composition as claimed in claim 1 wherein the pharmaceutically-acceptable water-miscible solvent is ethanol, propylene glycol, diethylene glycol mono-ethyl ether or diethylene glycol mono-tetrahydrofurfurylmethyl ether, or a mixture thereof.
- 30

7. A pharmaceutical composition as claimed in claim 1 wherein the relative ratios of the ingredients (as percentages of the weight of the formulation) are:-

ICI 182,780	2-18%
oil	2-18%
hydrophilic surfactant	10-40%
lipophilic surfactant	25-60%
water-miscible solvent	2-28%

5 8. A pharmaceutical composition as claimed in claim 1 wherein the relative ratios of the ingredients (as percentages of the weight of the formulation) are:-

ICI 182,780	5-15%
oil	5-15%
hydrophilic surfactant	20-30%
lipophilic surfactant	35-50%
water-miscible solvent	5-25%

9. A pharmaceutical composition as claimed in claim 1 wherein the relative ratios of the ingredients (as percentages of the weight of the formulation) are:-

ICI 182,780	8-12%
oil	5-15%
hydrophilic surfactant	20-30%
lipophilic surfactant	35-50%
water-miscible solvent	8-16%

10. The use of a pharmaceutical composition as claimed in any one of claims 1 to 9 in the manufacture of a medicament for oral administration to a warm-blooded animal to
 15 produce an antioestrogenic effect.

- 17 -

11. A method of producing an antioestrogenic effect by the oral administration to a warm-blooded animal in need of such an effect of an effective amount of a solution formulation as claimed in any one of claims 1 to 9.

5

INTERNATIONAL SEARCH REPORT

International Application No.

PCT/GB 96/03022

A. CLASSIFICATION OF SUBJECT MATTER
 IPC 6 A61K31/565 A61K9/08 A61K47/44

According to International Patent Classification (IPC) or to both national classification and IPC:

B. FIELDS SEARCHED

Minimum documentation searched (classification system followed by classification symbols)
 IPC 6 A61K

Documentation searched other than minimum documentation to the extent that such documents are included in the fields searched

Electronic data base consulted during the international search (name of data base and, where practical, search terms used)

C. DOCUMENTS CONSIDERED TO BE RELEVANT

Category *	Citation of document, with indication, where appropriate, of the relevant passages	Relevant to claim No.
X	WO 95 24893 A (SCHERER LTD R P ; LACY JONATHAN ERNEST (GB); EMBLETON JONATHAN KENN) 21 September 1995 cited in the application * p.14,; p.17, l.24-p.19, l.4; p.24, l.13-18; p.28, l.9; claims 1-9 * -----	1-11

Further documents are listed in the continuation of box C.

Patent family members are listed in annex.

* Special categories of cited documents :

- *A* document defining the general state of the art which is not considered to be of particular relevance
- *E* earlier document but published on or after the international filing date
- *L* document which may throw doubts on priority claim(s) or which is cited to establish the publication date of another citation or other special reason (as specified)
- *O* document referring to an oral disclosure, use, exhibition or other means
- *P* document published prior to the international filing date but later than the priority date claimed

- *T* later document published after the international filing date or priority date and not in conflict with the application but cited to understand the principle or theory underlying the invention
- *X* document of particular relevance; the claimed invention cannot be considered novel or cannot be considered to involve an inventive step when the document is taken alone
- *Y* document of particular relevance; the claimed invention cannot be considered to involve an inventive step when the document is combined with one or more other such documents, such combination being obvious to a person skilled in the art.
- *Z* document member of the same patent family

Date of the actual completion of the international search

6 March 1997

Date of mailing of the international search report

26.03.97

Name and mailing address of the ISA

European Patent Office, P.B. 5818 Patentlaan 2
 NL - 2280 HV Rijswijk
 Tel. (+ 31-70) 340-2040, Tx. 31 631 epo nl,
 Fax (+ 31-70) 340-3016

Authorized officer

Uiber, P

This Page Is Inserted by IFW Operations
and is not a part of the Official Record

BEST AVAILABLE IMAGES

Defective images within this document are accurate representations of the original documents submitted by the applicant.

Defects in the images may include (but are not limited to):

- BLACK BORDERS
- TEXT CUT OFF AT TOP, BOTTOM OR SIDES
- FADED TEXT
- ILLEGIBLE TEXT
- SKEWED/SLANTED IMAGES
- COLORED PHOTOS
- BLACK OR VERY BLACK AND WHITE DARK PHOTOS
- GRAY SCALE DOCUMENTS

IMAGES ARE BEST AVAILABLE COPY.

**As rescanning documents *will not* correct images,
please do not report the images to the
Image Problem Mailbox.**

THIS PAGE BLANK (USPTO)



PCT WELTORGANISATION FÜR GEISTIGES EIGENTUM
Internationales Büro
INTERNATIONALE ANMELDUNG VERÖFFENTLICHT NACH DEM VERTRAG ÜBER DIE
INTERNATIONALE ZUSAMMENARBEIT AUF DEM GEBIET DES PATENTWESENS (PCT)

<p>(51) Internationale Patentklassifikation ⁶ : A61K 31/35, 47/44</p>	<p>A1</p>	<p>(11) Internationale Veröffentlichungsnummer: WO 97/37653 (43) Internationales Veröffentlichungsdatum: 16. Oktober 1997 (16.10.97)</p>
<p>(21) Internationales Aktenzeichen: PCT/EP97/01569 (22) Internationales Anmeldedatum: 27. März 1997 (27.03.97) (30) Prioritätsdaten: 196 13 972.4 9. April 1996 (09.04.96) DE (71) Anmelder (für alle Bestimmungsstaaten ausser US): BAYER AKTIENGESELLSCHAFT [DE/DE]; D-51368 Leverkusen (DE). (72) Erfinder; und (75) Erfinder/Anmelder (nur für US): GROSSE-BLEY, Michael [DE/DE]; Wolfskaul 10, D-51061 Köln (DE). KUJANEK, Richard [DE/DE]; Wolfskaul 3, D-51061 Köln (DE). (74) Gemeinsamer Vertreter: BAYER AKTIENGESELLSCHAFT; D-51368 Leverkusen (DE).</p>	<p>(81) Bestimmungsstaaten: AU, BB, BG, BR, BY, CA, CN, CZ, HU, IL, JP, KR, KZ, LK, MX, NO, NZ, PL, RO, RU, SK, TR, UA, US, europäisches Patent (AT, BE, CH, DE, DK, ES, FI, FR, GB, GR, IE, IT, LU, MC, NL, PT, SE), OAPI Patent (BF, BJ, CF, CG, CI, CM, GA, GN, ML, MR, NE, SN, TD, TG). Veröffentlicht Mit internationalem Recherchenbericht.</p>	
<p>(54) Title: INJECTION FORMULATIONS OF AVERMECTINS AND MILBEMYCINS BASED ON CASTOR OIL (54) Bezeichnung: INJEKTIONSFORMULIERUNGEN VON AVERMECTINEN UND MILBEMYCINEN AUF BASIS VON RIZINUSÖL (57) Abstract Injection formulations of avermectins and milbemycins based on castor oil are disclosed. (57) Zusammenfassung Gegenstand der vorliegenden Erfindung sind Injektionsformulierungen von Avermectinea und Milbemycinen auf Basis von Rizinusöl.</p>		

LEDIGLICH ZUR INFORMATION

Codes zur Identifizierung von PCT-Vertragsstaaten auf den Kopfbögen der Schriften, die internationale Anmeldungen gemäss dem PCT veröffentlichen.

AL	Albanien	ES	Spanien	LS	Lesotho	SI	Slowenien
AM	Armenien	FI	Finnland	LT	Litauen	SK	Slowakei
AT	Österreich	FR	Frankreich	LU	Luxemburg	SN	Senegal
AU	Australien	GA	Gabun	LV	Lettland	SZ	Swasiland
AZ	Aserbaidschan	GB	Vereinigtes Königreich	MC	Monaco	TD	Tschad
BA	Bosnien-Herzegowina	GE	Georgien	MD	Republik Moldau	TG	Togo
BB	Barbados	GH	Ghana	MG	Madagaskar	TJ	Tadschikistan
BE	Belgien	GN	Guinea	MK	Die ehemalige jugoslawische Republik Mazedonien	TM	Turkmenistan
BF	Burkina Faso	GR	Griechenland	ML	Mali	TR	Türkei
BG	Bulgarien	HU	Ungarn	MN	Mongolei	TT	Trinidad und Tobago
BJ	Benin	IE	Irland	MR	Mauritanien	UA	Ukraine
BR	Brasilien	IL	Israel	MW	Malawi	UG	Uganda
BY	Belarus	IS	Island	MX	Mexiko	US	Vereinigte Staaten von Amerika
CA	Kanada	IT	Italien	NE	Niger	UZ	Usbekistan
CF	Zentralafrikanische Republik	JP	Japan	NL	Niederlande	VN	Vietnam
CG	Kongo	KE	Kenia	NO	Norwegen	YU	Jugoslawien
CH	Schweiz	KG	Kirgisistan	NZ	Neuseeland	ZW	Zimbabwe
CI	Côte d'Ivoire	KP	Demokratische Volksrepublik Korea	PL	Polen		
CM	Kamerun	KR	Republik Korea	PT	Portugal		
CN	China	KZ	Kasachstan	R	Rumänien		
CU	Kuba	LC	St. Lucia	RU	Russische Föderation		
CZ	Tschechische Republik	LJ	Liechtenstein	SD	Sudan		
DE	Deutschland	LK	Sri Lanka	SE	Schweden		
DK	Dänemark	LR	Liberia	SG	Singapur		
EE	Estland						

Injektionsformulierungen von Avermectinen und Milbemycinen auf Basis von Rizinusöl

- 5 Die Erfindung betrifft neue Injektionsformulierungen von Avermectinen und Milbemycinen in Tiere auf Basis von Rizinusöl.

Injektionsformulierungen von Ivermectin sind bekannt aus EP-A 146 414. Die Formulierungen enthalten ein Lösemittelgemisch aus Propylenglykol und Glycerin-
10 formal im Verhältnis 60:40 V/V. Von Propylenglykol ist bekannt, daß es in bestimmten Konzentrationen lokale Unverträglichkeiten hervorrufen kann (siehe Review: B. Kruss, Acta Pharm. Technol. 35(4) (1989) 187-196). Auch kann es zur
Ausfällung des wasserunlöslichen Wirkstoffs Ivermectin im Gewebe um die Applikationsstelle kommen. So wurden bei der Anwendung entsprechender Formu-
lierungen deutliche Schwellungen und Gewebeunverträglichkeiten an den Injek-
15 tionsstellen beobachtet, die sich zum Teil erst nach mehreren Wochen zurückbil-
den.

Injektionsformulierungen bestimmter Avermectine sind bekannt aus EP-A 393 890. Es handelt sich um ölige Formulierungen auf Basis von Sesamöl und Ethyloleat
20 im Verhältnis 90:10 V/V. Diese Formulierungen sind verträglich, haben aber den Nachteil, daß bei Lagerung im Kühlschrank bei 4°C bereits nach einigen Tagen ein wolkiger Niederschlag entsteht.

Weitere Injektionsformulierungen von Avermectinen sind bekannt aus EP-A 45 655. Die dort beschriebenen Formulierungen enthalten verhältnismäßig
hohe Anteile an Emulgatoren und sind zum Teil wenig verträglich.

25 Injektionsformulierungen von Avermectinen, die Triacetin (Glycerintriacetat) enthalten, sind in EP-A 413 538 beschrieben. In EP-A 535 734 werden Injektions-
formulierungen von Avermectinen auf Basis von Triacetin und hydriertem Rizinus-
öl beschrieben.

Weitere Formulierungen zur Injektion von Milbemycinen und Avermectinen sind
30 in EP-A 525 307 beschrieben. Die Herstellung der Formulierungen erfolgt, indem Glycerintristearat mit dem Wirkstoff geschmolzen und mit einem öligen neutralen
Triglycerid vermischt und unter Verwendung von z.B. Methylcellulose und Salzen

emulgiert wird. Die durchschnittliche Partikelgröße in der so erhaltenen Mikroemulsion soll zwischen 25 und 300 µm liegen.

Gegenstand der vorliegenden Erfindung sind Injektionsformulierungen von Avermectinen und Milbemycinen auf Basis von Rizinusöl.

5 Die Formulierungen enthalten bevorzugt

1. Wirkstoff 0,1 bis 10 Gew.-%
2. Rizinusöl 15 bis 50 Gew.-%
3. Ein oder mehrere Co-Lösungsmittel aus der Reihe pflanzlicher oder synthetischer Fettsäureester ein- oder mehrwertiger Alkohole, aliphatischer oder aromatischer Alkohole, cyclischer Carbonate in Konzentrationen von
10 30 bis 85 Gew.-%
4. gegebenenfalls weitere Hilfsstoffe.

Die erfindungsgemäßen Formulierungen weisen eine hervorragende Löslichkeit für die Wirkstoffe auf.

15 Die hohe Viskosität von Rizinusöl kann durch Zusatz von mittelkettigen Triglyceriden oder Propylenglykol-octanoat/decanoat oder Ethyloleat auf ein gewünschtes niedrigeres Maß eingestellt werden. Zusätzlich kann durch Addition von kleineren Volumina hydrophiler Lösemittel wie Benzylalkohol, Propylenglykol
20 oder Propylencarbonat unter Beibehaltung eines einphasigen Systems die Löslichkeit des Wirkstoffs verbessert, die Viskosität weiter herabgesetzt und die Bioverfügbarkeit des Wirkstoffs verbessert werden. Die neuen Formulierungen sind außerordentlich gut verträglich und zeigen eine hohe Bioverfügbarkeit.

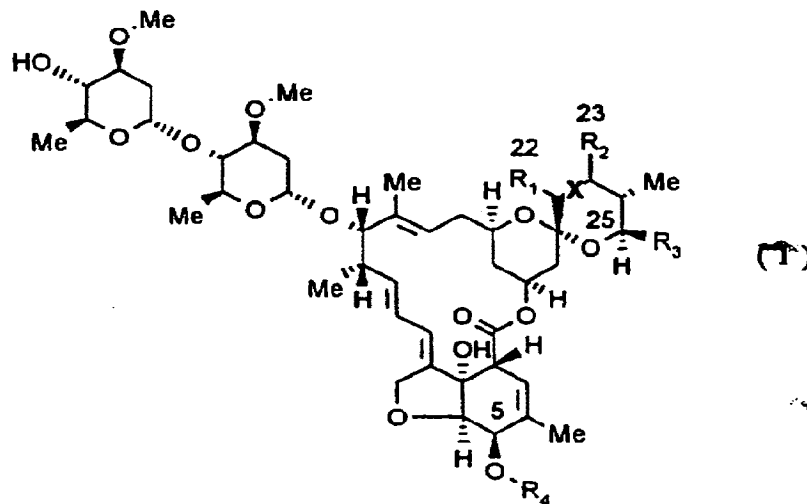
Die in den erfindungsgemäßen Formulierungen eingesetzten Wirkstoffe sind bekannt.

25 Avermectine wurden aus dem Mikroorganismus *Streptomyces avermitilis* als mikrobielle Metabolite isoliert (US-Pat. 4 310 519) und können im wesentlichen als Gemisch, bestehend aus den acht Komponenten A_{1a}, A_{1b}, A_{2a}, A_{2b}, B_{1a}, B_{1b},

B_{2a} und B_{2b}, auftreten (I. Putter et al. *Experientia* 37 (1981) S. 963, Birkhäuser Verlag (Schweiz)). Daneben besitzen auch die synthetischen Derivate, insbesondere das 22,23 Dihydroavermectin B₁ (Ivermectin), Interesse (US-Pat. 4 199 569). Milbemycin B-41 D wurde fermentativ aus *Streptomyces hygroscopicus* isoliert werden (vgl. "Milbemycin: Discovery and Development" I. Junya et al. Annu. Rep. Sankyo Res. Lab. 45 (1993), S. 1-98; JP-Pat. 8 378 549; GB 1 390 336).

Die Verwendung der Avermectine, z.B. 22,23 Dihydroavermectinen B₁ (Ivermectin) und Milbemycine als Endoparasitizide ist bekannt und Gegenstand zahlreicher Patentanmeldungen sowie Übersichtsartikel (z.B. Biologische Wirkungen in: "Ivermectin and Abamectin" W. C. Campbell, Ed., Springer Verlag, New York, N. Y., 1989; "Avermectins and Milbemycins Part II" H. G. Davies et al. *Chem. Soc. Rev.* 20 (1991) S. 271-339; Chemische Modifikationen in: G. Lukacs et al. (Eds.), Springer-Verlag, New York, (1990), Chapter 3; Cydectin® [Moxidectin und Derivate]: G. T. Carter et al. *J. Chem. Soc. Chem. Commun.* (1987), S. 402-404); EP 423 445-A1 "Doramectin - a potent novel endectozide" A. C. Goudie et al. *Vet. Parasitol.* 49 (1993), S. 5-15).

Besonders hervorgehoben seien Avermectine und deren Derivate der allgemeinen Formel (I)



in welcher

die Reste R^1 bis R^4 die in der nachfolgenden Tabelle 1 angegebene Bedeutung haben und X für eine Einfach- oder Doppelbindung zwischen der C_{22} - und C_{23} -Position ($-C_{22}R^1-X-C_{23}R^2-$) stehen kann.

5 Im Falle einer Doppelbindung befinden sich keine Substituenten (R^1 , R^2) an der C_{22} - und C_{23} -Position.

Tabelle 1

Makrocyclisches Lacton	$-C_{22}R^1-X-C_{23}R^2-$	R^3	R^4
Avermectin A _{1a}	-CH=CH-	-sec-Bu	-Me
Avermectin A _{1b}	-CH=CH-	-iso-Pr	-Me
10 Avermectin A _{2a}	-CH ₂ -CHOH-	-sec-Bu	-Me
Avermectin A _{2b}	-CH ₂ -CHOH-	-iso-Pr	-Me
Avermectin B _{1a}	-CH=CH-	-sec-Bu	-H
Avermectin B _{1b}	-CH=CH-	-iso-Pr	-H
Avermectin B _{2a}	-CH ₂ -CHOH-	-sec-Bu	-H
15 Avermectin B _{2b}	-CH ₂ -CHOH-	-iso-Pr	-H
22,23-Dihydroavermectin B _{1a}	-CH ₂ -CH ₂ -	-sec-Bu	-H
22,23-Dihydroavermectin B _{1b}	-CH ₂ -CH ₂ -	-iso-Pr	-H
Doramectin	-CH=CH-	-Chx	-H

20 22,23-Dihydroavermectin-B₁ steht für Ivermectin;

sec-Bu = sekundär Butyl; iso-Pr = Isopropyl; Chx = Cyclohexyl; -Me = Methyl

Die Avermectine und 22,23-Dihydroavermectine B₁ (Ivermectin) der allgemeinen Formel (I) werden in der Regel als Gemische eingesetzt. Von besonderem Interesse ist hierbei das Produkt Abamectin, das im wesentlichen die Avermectine B₁ enthält, und deren Hydrierungsprodukte, die 22,23-Dihydroavermectine B₁ (Ivermectin).

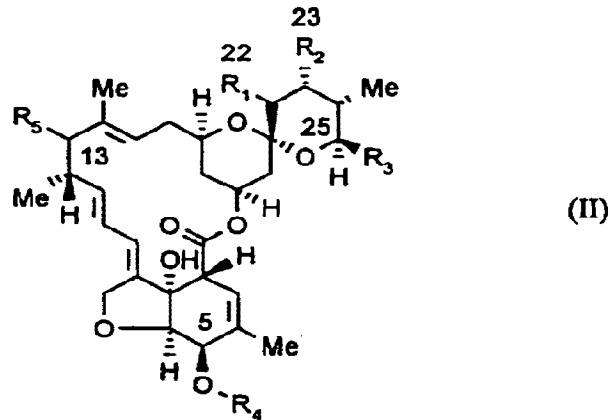
25

Die mit "b" bezeichneten Verbindungen der makrocyclischen Lactone, die in der C_{25} -Position einen iso-Propylrest besitzen, müssen nicht notwendigerweise von den "a" Verbindungen, welche eine sec-Butylgruppe in der C_{25} -Position haben, ge-

5 trennt werden. Es wird generell das Gemisch beider Substanzen, bestehend aus
 > 80 % *sec*-Butylderivat (B_{1a}) und < 20 % *iso*-Propylderivat (B_{1b}) isoliert, und
 kann erfindungsgemäß verwendet werden. Zudem können bei den Stereoisomeren
 die Substituenten in der C₁₃- und C₂₃-Position sowohl α - als auch β -ständig am
 Ringsystem angeordnet sein, d. h. sich oberhalb oder unterhalb der Molekülebene
 befinden. In jedem Fall werden alle Stereoisomeren erfindungsgemäß berück-
 sichtigt.

10 Besonders genannt seien die Milbemycine. Die Milbemycine haben die gleiche
 makrolide Ringstruktur wie die Avermectine oder 22,23-Dihydroavermectine B₁
 (Ivermectin), tragen aber keinen Substituenten (d.h. fehlendes Oleandrose-Di-
 saccharidfragment) in Position 13 (R⁵ = Wasserstoff).

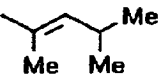
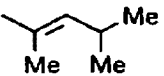
Beispielhaft seien als Milbemycine aus der Klasse der macrocyclischen Lactone
 die Verbindungen mit der allgemeinen Formel (II) genannt



15 in welcher

die Reste R¹ bis R⁵ die in der nachfolgenden Tabelle 2 angegebene Bedeutung
 haben:

Tabelle 2

Makrocyclisches Lacton	R ¹	R ²	R ³	R ⁴	R ⁵
Milbemycin B41 D	-H	-H	-iso-Pr	-H	-H
5 Nemadectin	-H	-OH		-H	-H
Moxidectin	-H	=N-O-Me		-H	-H

iso-Pr = Isopropyl

Ganz besonders hervorgehoben seien die Wirkstoffe

- 10 Avermectin B_{1a}/B_{1b} (Ivermectin),
 22,23-Dihydroavermectin B_{1a}/B_{1b} (Ivermectin),
 Doramectin,
 Moxidectin.

15 Die Wirkstoffe liegen in den erfindungsgemäßen Formulierungen in Konzentrationen von 0,1 bis 10 Gew.-%, bevorzugt von 0,5-5 Gew.-%, besonders bevorzugt von 1-2 Gew.-% vor.

Das in den erfindungsgemäßen Formulierungen eingesetzte Rizinusöl ist bekannt. Es wird hier in Konzentrationen von 15 bis 50 Gew.-% verwendet.

Die in den erfindungsgemäßen Formulierungen eingesetzten Colösungsmittel sind bekannt.

20 Geeignete pflanzliche oder synthetische Fettsäureester mehrwertiger Alkohole (Öle) sind Fettsäuretriglyceride, vorzugsweise Fettsäuretriglyceride mit mittlerer Kettenlänge. Besonders eignen sich neutrale Öle, wie neutrale Pflanzenöle, und

insbesondere fraktionierte Kokosnußöle, wie sie beispielsweise unter der Warenbezeichnung Miglyol bekannt und im Handel erhältlich sind, wozu erneut auf Lexikon der Hilfsstoffe, 3. Auflage, Seiten 808 bis 809, (1989) von Fiedler hingewiesen wird. Hierzu gehören beispielsweise: Miglyol 810: Hierbei handelt es sich um ein fraktioniertes Kokosnußöl, das Triglyceride von Caprylsäure und Caprinsäure enthält und ein Molekulargewicht von etwa 520 hat. Es weist eine Fettsäurezusammensetzung mit C_6 maximal 2 %, C_8 etwa 65 bis 75 %, C_{10} etwa 25 bis 35 % und C_{12} maximal 2 % auf, hat eine Säurezahl von etwa 0,1, verfügt über eine Verseifungszahl von etwa 340 bis 360 und verfügt über eine Iodzahl von maximal 1. Miglyol 812: Hierbei handelt es sich um ein fraktioniertes Kokosnußöl, das Triglyceride von Caprylsäure und Caprinsäure enthält und ein Molekulargewicht von etwa 520 hat. Es weist eine Fettsäurezusammensetzung mit C_6 maximal 3 %, C_8 etwa 50 bis 65 %, C_{10} etwa 30 bis 45 % und C_{12} maximal 5 % auf, hat eine Säurezahl von etwa 0,1, verfügt über eine Verseifungszahl von etwa 330 bis 345 und verfügt über eine Iodzahl von maximal 1. Miglyol 818: Triglyceride von Caprylsäure, Caprinsäure und Linolensäure mit einem Molekulargewicht von etwa 510. Es weist eine Fettsäurezusammensetzung mit C_6 maximal 3 %, C_8 etwa 45 bis 60 %, C_{10} etwa 25 bis 40 %, C_{12} etwa 2 bis 5 % und $C_{18:1}$ etwa 4 bis 6 auf, hat eine Säurezahl von etwa 0,2, verfügt über eine Verseifungszahl von etwa 315 bis 335 und verfügt über eine Iodzahl von maximal 10. Captex 355⁽¹⁾: Triglycerid von Caprylsäure und Caprinsäure. Dieses Triglycerid weist einen Fettsäuregehalt an Caprinsäure von etwa 2 %, an Caprylsäure von etwa 55 % und an Caprinsäure von etwa 42 % auf. Es hat eine Säurezahl von maximal 0,1, weist eine Verseifungszahl von maximal etwa 325 bis 340 auf und verfügt über eine Iodzahl von maximal 0,5. Ferner sind auch Triglyceride von Caprylsäure und Caprinsäure geeignet, wie die unter der Warenbezeichnung Myritol bekannten und im Handel erhältlichen Produkte, wozu beispielsweise auf Lexikon der Hilfsstoffe, 3. Auflage, Seite 834 (1989) von Fiedler hingewiesen wird. Das hierzu gehörende Produkt Myritol 813 hat eine Säurezahl von maximal 1, weist eine Verseifungszahl von etwa 340 bis 350 auf und verfügt über eine Iodzahl von etwa 0,5.

Weiter geeignet sind: Monoglyceride, Diglyceride und Mono/Di-Glyceride, insbesondere Veresterungsprodukte von Caprylsäure oder Caprinsäure mit Glycerin. Bevorzugte Produkte dieser Klasse sind beispielsweise die Produkte, welche Monoglycerid und Diglyceride von Caprylsäure/Caprinsäure enthalten oder daraus im wesentlichen oder praktisch bestehen, und solche Produkte sind im Handel unter

der Warenbezeichnung Imwitor erhältlich, wozu auf Lexikon der Hilfsstoffe, 3. Auflage, Seite 645 (1989) von Fiedler verwiesen wird. Ein besonders geeignetes Produkt aus dieser Klasse für die Anwendung in den erfindungsgemäßen Zusammensetzungen ist das Produkt Imwitor 742, bei dem es sich um ein Veresterungsprodukt aus einem Gemisch von etwa 60 Gewichtsteilen (ppw) Caprylsäure und etwa 40 Gewichtsteilen (ppw) Caprinsäure mit Glycerin handelt. Imwitor 742 ist gewöhnlich eine gelbliche kristalline Masse, die bei etwa 26°C flüssig ist. Es weist eine Säurezahl von maximal 2 auf, hat eine Iodzahl von maximal 1, verfügt über eine Verseifungszahl von etwa 235 bis 275, enthält etwa 40 bis 50 % Monoglyceride, verfügt über einen Gehalt an freiem Glycerin von maximal 2 %, hat einen Schmelzpunkt von etwa 24 bis 26°C, enthält nichtverseifbare Bestandteile von maximal 0,3 % und verfügt über eine Peroxidzahl von maximal 1.

Sorbitanfettsäureester der verschiedensten bekannten Arten, wie sie beispielsweise unter der Warenbezeichnung Span im Handel erhältlich sind, und hierzu gehören beispielsweise Sorbitanmonolaurylester, Sorbitanmonopalmitylester, Sorbitanmonostearylester, Sorbitantristearylester, Sorbitanmonooleyester und Sorbitantrioleyester, und hierzu wird beispielsweise auf Lexikon der Hilfsstoffe, 3. Auflage, Seiten 1139 bis 1140 (1989) von Fiedler verwiesen.

Pentaerythritfettsäure und Polyalkylenglykoether, wie Pentaerythritdioleat, Pentaerythritdestearat, Pentaerythritmonolaurat, Pentaerythritpolyglykoether und Pentaerythritmonostearat und auch Pentaerythritfettsäureester, wozu auf Lexikon der Hilfsstoffe, 3. Auflage, Seiten 923 bis 924 (1989) von Fiedler verwiesen wird.

Monoglyceride, wie Glycerinmonooleat, Glycerinmonopalmitat und Glycerinmonostearat, wie sie beispielsweise unter den Warenbezeichnungen Myvatex, Myvaplex und Myverol bekannt und im Handel erhältlich sind, wozu auf Lexikon der Hilfsstoffe, 3. Auflage, Seite 836 (1989) von Fiedler verwiesen wird, und acetylierte, beispielsweise monoacetylierte und diacetylierte, Monoglyceride, wie sie beispielsweise unter der Warenbezeichnung Myvacet bekannt und im Handel erhältlich sind, wozu auf Lexikon der Hilfsstoffe, 3. Auflage, Seite 835 (1989) von Fiedler verwiesen wird.

Mono- und Difettsäureester von Propylenglykol, wie Propylenglykoldicaprylat, Propylenglykoldilaurat, Propylenglykolhydroxystearat, Propylenglykolisostearat, Propylenglykollaurat, Propylenglykoltricinoleat, Propylenglykolstearat und der-

gleichen, wozu auf Lexikon der Hilfsstoffe, 3. Auflage, Seiten 1013 ff. (1989) von Fiedler hingewiesen wird. Besonders bevorzugt ist Propylenglykolcaprylsäurecaprinsäurediester, der unter der Warenbezeichnung Miglyol 840 bekannt und im Handel erhältlich ist, wozu auf Lexikon der Hilfsstoffe, 3. Auflage, Seite 809
5 (1989) von Fiedler verwiesen wird. Miglyol 840 hat einen Fettsäuregehalt von C₆ maximal etwa 3 Prozent, C₈ etwa 65 bis 80 Prozent, C₁₀ etwa 15 bis 30 Prozent und C₁₂ maximal 3 Prozent, und weist eine Säurezahl von maximal 0,1, eine Verseifungszahl von etwa 320 bis 340 und eine Iodzahl von maximal 1 auf.

Weitere geeignete Produkte dieser Klasse sind Capmul MCT⁽¹⁾, Captex 300⁽¹⁾,
10 Captex 800⁽¹⁾, Neobee M5⁽²⁾ und Mazol 1400⁽³⁾ Imwitor⁽⁴⁾

(1) = Capital City Products, P.O.Box 569, Columbus, OH, V.St.A.

(2) = Stepan, PVO Dept., 100 West Hunter Ave., Maywood, NJ 07607, V.St.A.

(3) = Mazer Chemicals, 3938 Porett Drive, Gurnee, IL, V.St.A.

15 (4) = Hüls AG, 14370 Marl, Deutschland

Weitere Colösungsmittel sind Benzylalkohol, der gleichzeitig als Konservierungsmittel dienen kann, Alkohole wie Ethanol, Glykol, Glycerin, cyclische Carbonate wie Propylencarbonat. Die Colösungsmittel liegen in Konzentrationen von 30-85 Gew.-%.

20 Weitere Zusätze sind Stabilisatoren wie Butylhydroxyanisol (BHA), Butylhydroxytoluol (BHT) oder Propylgallat von insgesamt bis zu 1000 ppm. Besonders geeignete Stabilisatorkombinationen und -konzentrationen sind z.B. 100 ppm BHA oder 100 ppm BHA plus 150 ppm Propylgallat oder 200 ppm BHA plus 100 ppm Propylgallat.

25 Die Viskosität der erfindungsgemäßen Formulierungen liegt zwischen 25 bis 60 mPa.s (20°C), bevorzugt zwischen 30 bis 55 mPa.s (20°C), besonders bevorzugt zwischen 35 und 51 mPa.s (20°C).

Die folgenden Beispiele erläutern die Erfindung.

Anmerkung:

$$V/V = \frac{\text{Volume}}{\text{Volume}} \text{ entspricht Volumenprozent}$$

$$M/V = \frac{\text{Masse}}{\text{Volume n}}$$

1 % M/V heißt z.B. 10 mg Wirkstoff in 1 ml Lösung.

Beispiel 1

a)	Miglyol® 812	q.s.100 % V/V	b)	Miglyol® 812	q.s. 100 % V/V
	Rizinusöl	20 % V/V		Rizinusöl	20 % V/V
	Benzylalkohol	2 % V/V		Benzylalkohol	2 % V/V
	Ivermectin	1 % M/V		Ivermectin	2 % M/V
	Dichte:	0,954 g/ml		Dichte:	0,956 g/ml
	Viskosität:	48 mPa.s bei 20°C 95 mPa.s bei 5°C		Viskosität:	48 mPa.s bei 20°C 105 mPa.s bei 5°C

Beispiel 2

a)	Miglyol® 812	q.s.100 % V/V	b)	Miglyol® 812	q.s.100 % V/V
	Rizinusöl	20 % V/V		Rizinusöl	20 % V/V
	Propylencarbonat	3 % V/V		Propylencarbonat	3 % V/V
	Benzylalkohol	2 % V/V		Benzylalkohol	2 % V/V
	Ivermectin	1 % M/V		Ivermectin	2 % M/V
	Dichte:	0,962 g/ml		Dichte:	0,964 g/ml
	Viskosität:	42 mPa.s bei 20°C 91 mPa.s bei 5°C		Viskosität:	44 mPa.s bei 20°C 97 mPa.s bei 5°C

Beispiel 3

a)	Miglyol® 812	q.s. 100% V/V	b)	Miglyol® 812	q.s. 100 % V/V
	Rizinusöl	20 % V/V		Rizinusöl	20 % V/V
	Ivermectin	1 % M/V		Ivermectin	2 % M/V
	Dichte:	0,952 g/ml		Dichte:	0,954 g/ml
	Viskosität:	51 mPa.s bei 20°C 105 mPa.s bei 5°C		Viskosität:	51 mPa.s bei 20°C 117 mPa.s bei 5°C

Beispiel 4

a)	Miglyol® 812	q.s. 100 % V/V	b)	Miglyol® 812	q.s. 100 % V/V
	Rizinusöl	35 % V/V		Rizinusöl	35 % V/V
	Ivermectin	1 % M/V		Ivermectin	2 % M/V
	Dichte:	0,939 g/ml		Dichte:	0,941 g/ml
	Viskosität:	38 mPa.s bei 20°C 75 mPa.s bei 5°C		Viskosität:	42 mPa.s bei 20°C 76 mPa.s bei 5°C

Beispiel 5

a)	Ethyloleat	q.s. 100 % V/V	b)	Ethyloleat	q.s. 100 % V/V
	Rizinusöl	45 % V/V		Rizinusöl	45 % V/V
	Ivermectin	1 % M/V		Ivermectin	2 % M/V
	Dichte:	0,916 g/ml		Dichte:	0,918 g/ml
	Viskosität:	40 mPa.s bei 20°C 91 mPa.s bei 5°C		Viskosität:	49 mPa.s bei 20°C 98 mPa.s bei 5°C

Beispiel 6

a)	Miglyol® 840	q.s.100 % V/V	b)	Miglyol® 840	q.s 100 % V/V
	Rizinusöl	35 % V/V		Rizinusöl	35 % V/V
	Propylenglykol	5 % V/V		Propylenglykol	5 % V/V
	Benzylalkohol	5 % V/V		Benzylalkohol	5 % V/V
	Ivermectin	1 % M/V		Ivermectin	2 % M/V
	Dichte:	0,952 g/ml		Dichte:	0,954 g/ml
	Viskosität:	36 mPa.s bei 20°C 76 mPa.s bei 5°C		Viskosität:	38 mPa.s bei 20°C 81 mPa.s bei 5°C

Beispiel 7

a)	Ethyloleat	q.s. 100 % V/V
	Rizinusöl	40 % V/V
	Propylenglykol	5 % V/V
	Benzylalkohol	5 % V/V
	Ivermectin	1 % M/V
	Dichte:	0,926 g/ml
	Viskosität:	34 mPa.s bei 20°C 70 mPa.s bei 5°C

Beispiel 8

a)	Miglyol® 840	q.s. 100 % V/V
	Rizinusöl	35 % V/V
	Benzylalkohol	20 % V/V
	Ivermectin	1 % M/V
	Dichte:	0,965 g/ml
	Viskosität:	28 mPa.s bei 20°C 56 mPa.s bei 5°C

5 **Beispiel 9**

a)	Miglyol® 840	q.s. 100 % V/V
	Rizinusöl	35 % V/V
	Propylencarbonat	10 % V/V
	Benzylalkohol	5 % V/V
	Ivermectin	1 % M/V

Dichte:	0,975 g/ml
Viskosität	27 mPa.s bei 20°C 53 mPa.s bei 5°C

Beispiel 10

a)	Imwitor® 408	q.s. 100 % V/V
	Rizinusöl	30 % V/V
	Ivermectin	1 % M/V
	Dichte	0,953 g/ml
	Viskosität	30 mPa.s bei 20°C 66 mPa.s bei 5°C

5 Imwitor® ist ein Markenname der Hüls AG. Bei Imwitor® 408 handelt es sich um 1,2-Propandiol-mono-dicaprylat (INCI (CTFA)-Bezeichnung). Laut vorläufiger Produktinformation enthält Imwitor® 408 ca. 10 % freies Propylenglykol und ca. 50 % Monoglyceride. Es zeigt ein hohes Lösungsvermögen für Ivermectin (>20 % M/V).

Allgemeine Herstellvorschrift für die Beispiele 1 bis 10 als sterile Lösungen zur Injektion:

10 Die Formulierhilfsstoffe werden in einen Edelstahlbehälter eingewogen und unter Rühren homogenisiert. Unter weiterem Rühren wird das Ivermectin eingebracht. Die Mischung wird auf 40 bis 50°C erwärmt, um die Auflösung des Wirkstoffs zu beschleunigen (möglichst unter Stickstoffbegasung). Nach vollständiger Auflösung
15 wird bei gleicher Temperatur über ein 0,22 µm Filter sterilfiltriert (in der Regel wird ein 0,45 µm oder 1 µm Filter vorgeschaltet). Es folgt aseptische Abfüllung in Braunglasflaschen.

Die so hergestellten Formulierungen sind bei der Anwendung am Rind hervorragend verträglich. Sie sind außerdem über mindestens 6 Wochen bei Temperaturen zwischen 4°C und 60°C lagerstabil.

Patentansprüche

1. Injektionsformulierungen von Avermectinen und Milbemycinen auf Basis von Rizinusöl.
2. Formulierungen gemäß Anspruch 1, dadurch gekennzeichnet, daß sie
5 folgende Zusammensetzung haben:
 1. Wirkstoff 0,1 bis 10 Gew.-%
 2. Rizinusöl 15 bis 50 Gew.-%
 3. Co-Lösungsmittel aus der Reihe pflanzlicher oder synthetischer
10 Fettsäureester ein- oder mehrwertiger Alkohole, aliphatischer oder aromatischer Alkohole, cyclischer Carbonate in Konzentrationen von 30 bis 85 Gew.-%
 4. gegebenenfalls weitere Hilfsstoffe.
3. Formulierungen gemäß Anspruch 1 der folgenden Zusammensetzung:
15 0,1 bis 10 % M/V eines Avermectins oder Milbemycins in einem Lösungsmittel bestehend aus 15 bis 50 % V/V Rizinusöl, sowie 30 bis 85 % V/V eines mittelkettigen Triglycerids und/oder Propylenglykol-octanoat/-decanoat und/oder Ethyloleat und 0 bis 30 % V/V eines oder eines Gemisches aus den Lösungsmitteln Benzylalkohol, Propylenglykol oder Propylencarbonat, sowie gegebenenfalls bis zu 1000 ppm Stabilisatoren.
- 20 4. Formulierungen gemäß Anspruch 1 der folgenden Zusammensetzung:
20 bis 45 % V/V Rizinusöl, 45 bis 80 % V/V mittelkettige Triglyceride oder Propylenglykol-octanoat/decanoat oder Ethyloleat und 0 bis 20 % V/V Benzylalkohol, 0 bis 10 % V/V Propylenglykol oder Propylencarbonat sowie gegebenenfalls bis zu 500 ppm Stabilisatoren.
- 25 5. Verfahren zur Herstellung der Formulierungen gemäß Anspruch 1, dadurch gekennzeichnet, daß man den Wirkstoff mit Rizinusöl mischt und die Colösungsmittel zufügt oder, daß man den Wirkstoff in einer Mischung aus Rizinusöl und den Colösungsmitteln auflöst.

6. Verwendung von Rizinusöl zur Herstellung einer Formulierung gemäß Anspruch 1.

INTERNATIONAL SEARCH REPORT

International Application No

PCT/EP 97/01569

A. CLASSIFICATION OF SUBJECT MATTER
 IPC 6 A61K31/35 A61K47/44

According to International Patent Classification (IPC) or to both national classification and IPC

B. FIELDS SEARCHED

Minimum documentation searched (classification system followed by classification symbols)
 IPC 6 A61K

Documentation searched other than minimum documentation to the extent that such documents are included in the fields searched

Electronic data base consulted during the international search (name of data base and, where practical, search terms used)

C. DOCUMENTS CONSIDERED TO BE RELEVANT

Category	Citation of document, with indication, where appropriate, of the relevant passages	Relevant to claim No.
X	EP 0 303 933 A (BAYER AG) 22 February 1989 see claim 1 see page 8, line 31 - line 32 see page 8, line 37 - page 9, line 23 ---	1-6
A	WO 94 08566 A (MICRO VESICULAR SYSTEMS) 28 April 1994 see claims 1,7,8,13-15 -----	1,6

Further documents are listed in the continuation of box C.

Patent family members are listed in annex.

* Special categories of cited documents:

- *A* document defining the general state of the art which is not considered to be of particular relevance
- *E* earlier document but published on or after the international filing date
- *L* document which may throw doubts on priority claim(s) or which is cited to establish the publication date of another citation or other special reason (as specified)
- *O* document referring to an oral disclosure, use, exhibition or other means
- *P* document published prior to the international filing date but later than the priority date claimed

- *T* later document published after the international filing date or priority date and not in conflict with the application but cited to understand the principle or theory underlying the invention
- *X* document of particular relevance; the claimed invention cannot be considered novel or cannot be considered to involve an inventive step when the document is taken alone
- *Y* document of particular relevance; the claimed invention cannot be considered to involve an inventive step when the document is combined with one or more other such documents, such combination being obvious to a person skilled in the art.
- *A* document member of the same patent family

Date of the actual completion of the international search

11 July 1997

Date of mailing of the international search report

24. 07. 97

Name and mailing address of the ISA

European Patent Office, P.B. 5818 Patentaan 2
 NL - 2280 HV Rijswijk
 Tel. (+31-70) 340-2040, Tx. 31 651 epo nl,
 Fax: (+31-70) 340-3016

Authorized officer

Ventura Amat, A

INTERNATIONAL SEARCH REPORT

Information on patent family members

Intern. UJ Application No
PCT/EP 97/01569

Patent document cited in search report	Publication date	Patent family member(s)	Publication date
EP 303933 A	22-02-89	DE 3727648 A	02-03-89
		AU 2114088 A	23-02-89
		JP 1068378 A	14-03-89
		US 4916120 A	10-04-90

WO 9408566 A	28-04-94	AU 5330294 A	09-05-94
		US 5510117 A	23-04-96

INTERNATIONALER RECHERCHENBERICHT

Internr. des Aktenzeichens
PCT/EP 97/01569

A. KLASSIFIZIERUNG DES ANMELDUNGSGEGENSTANDES
IPK 6 A61K31/35 A61K47/44

Nach der Internationalen Patentklassifikation (IPK) oder nach der nationalen Klassifikation und der IPK

B. RECHERCHIERTE GEBIETE

Recherchiertes Mindestprüfstoff (Klassifikationssystem und Klassifikationssymbole)
IPK 6 A61K

Recherchierte aber nicht zum Mindestprüfstoff gehörende Veröffentlichungen, soweit diese unter die recherchierten Gebiete fallen

Während der internationalen Recherche konsultierte elektronische Datenbank (Name der Datenbank und evtl. verwendete Suchbegriffe)

C. ALS WESENTLICH ANGESEHENE UNTERLAGEN

Kategorie*	Bezeichnung der Veröffentlichung, soweit erforderlich unter Angabe der in Betracht kommenden Teile	Betr. Anspruch Nr.
X	EP 0 303 933 A (BAYER AG) 22. Februar 1989 siehe Anspruch 1 siehe Seite 8, Zeile 31 - Zeile 32 siehe Seite 8, Zeile 37 - Seite 9, Zeile 23	1-6
A	--- WO 94 08566 A (MICRO VESICULAR SYSTEMS) 28. April 1994 siehe Ansprüche 1,7,8,13-15 -----	1,6

Weitere Veröffentlichungen sind der Fortsetzung von Feld C zu entnehmen Siehe Anhang Patentfamilie

- * Besondere Kategorien von angegebenen Veröffentlichungen :
- *A* Veröffentlichung, die den allgemeinen Stand der Technik definiert, aber nicht als besonders bedeutsam anzusehen ist
 - *E* älteres Dokument, das jedoch erst zu oder nach dem internationalen Anmeldedatum veröffentlicht worden ist
 - *L* Veröffentlichung, die geeignet ist, einen Prioritätsanspruch zweifelhaft erscheinen zu lassen, oder durch die das Veröffentlichungsdatum einer anderen im Recherchenbericht genannten Veröffentlichung belegt werden soll oder die aus einem anderen besonderen Grund angegeben ist (wie ausgeführt)
 - *O* Veröffentlichung, die sich auf eine mündliche Offenbarung, eine Benützung, eine Ausstellung oder andere Maßnahmen bezieht
 - *P* Veröffentlichung, die vor dem internationalen Anmeldedatum, aber nach dem beanspruchten Prioritätsdatum veröffentlicht worden ist
 - *T* Spätere Veröffentlichung, die nach dem internationalen Anmeldedatum oder dem Prioritätsdatum veröffentlicht worden ist und mit der Anmeldung nicht kollidiert, sondern nur zum Verständnis des der Erfindung zugrundeliegenden Prinzips oder der ihr zugrundeliegenden Theorie angegeben ist
 - *X* Veröffentlichung von besonderer Bedeutung, die beanspruchte Erfindung kann allein aufgrund dieser Veröffentlichung nicht als neu oder auf erfinderscher Tätigkeit beruhend betrachtet werden
 - *Y* Veröffentlichung von besonderer Bedeutung, die beanspruchte Erfindung kann nicht als auf erfinderscher Tätigkeit beruhend betrachtet werden, wenn die Veröffentlichung mit einer oder mehreren anderen Veröffentlichungen dieser Kategorie in Verbindung gebracht wird und diese Verbindung für einen Fachmann naheliegend ist
 - *Z* Veröffentlichung, die Mitglied derselben Patentfamilie ist

Datum des Abschlusses der internationalen Recherche 11. Juli 1997	Absenddatum des internationalen Recherchenberichts 24. 07. 97
---	---

Name und Postanschrift der Internationalen Recherchenbehörde Europäisches Patentamt, P.B. 5818 Patentlaan 2 NL - 2280 HV Rijswijk Tel. (+31-70) 340-2040, Tx. 31 651 epo nl, Fax (+31-70) 340-3016	Bevollmächtigter Beauftragter Ventura Amat, A
--	---

INTERNATIONALER RECHERCHENBERICHT

Angaben zu Veröffentlichungen, die zur selben Patentfamilie gehören

Internationales Aktenzeichen

PCT/EP 97/01569

Im Recherchenbericht angeführtes Patentdokument	Datum der Veröffentlichung	Mitglied(er) der Patentfamilie	Datum der Veröffentlichung
EP 303933 A	22-02-89	DE 3727648 A	02-03-89
		AU 2114088 A	23-02-89
		JP 1068378 A	14-03-89
		US 4916120 A	10-04-90

WO 9408566 A	28-04-94	AU 5330294 A	09-05-94
		US 5510117 A	23-04-96

This Page Is Inserted by IFW Operations
and is not a part of the Official Record

BEST AVAILABLE IMAGES

Defective images within this document are accurate representations of the original documents submitted by the applicant.

Defects in the images may include (but are not limited to):

- BLACK BORDERS
- TEXT CUT OFF AT TOP, BOTTOM OR SIDES
- FADED TEXT
- ILLEGIBLE TEXT
- SKEWED/SLANTED IMAGES
- COLORED PHOTOS
- BLACK OR VERY BLACK AND WHITE DARK PHOTOS
- GRAY SCALE DOCUMENTS

IMAGES ARE BEST AVAILABLE COPY.

**As rescanning documents *will not* correct images,
please do not report the images to the
Image Problem Mailbox.**

THIS PAGE BLANK (USPTO)

PCT

WORLD INTELLECTUAL PROPERTY ORGANIZATION
International Bureau



INTERNATIONAL APPLICATION PUBLISHED UNDER THE PATENT COOPERATION TREATY (PCT)

<p>(51) International Patent Classification ⁶ : A61K 9/48, 9/107, 31/565, 31/57</p>	<p>A1</p>	<p>(11) International Publication Number: WO 97/40823 (43) International Publication Date: 6 November 1997 (06.11.97)</p>
<p>(21) International Application Number: PCT/GB97/01247 (22) International Filing Date: 28 April 1997 (28.04.97) (30) Priority Data: 9608719.2 26 April 1996 (26.04.96) GB (71) Applicant (for all designated States except US): R.P. SCHERER LIMITED [GB/GB]; Frankland Road, Blagrove, Swindon, Wiltshire SN5 8YS (GB). (72) Inventors; and (75) Inventors/Applicants (for US only): PERRY, Elizabeth, Anne [GB/GB]; 1 Copper Beaches, Cricklade Road, Highworth, Swindon, Wiltshire SN6 7BJ (GB). CHANDLER, Susan, Gerrard [GB/GB]; Flat 2, The Old School, 25 River Street, Pewsey, Wiltshire SN9 5DH (GB). FERDINANDO, Josephine, Joan, Christine [GB/GB]; 16 Lytham Close, Monkton Park, Chippenham, Wiltshire SN15 3XW (GB). (74) Agent: BOWMAN, Paul, Alan; Lloyd Wise, Tregear & Co., Commonwealth House, 1-19 New Oxford Street, London WC1A 1LW (GB).</p>	<p>(81) Designated States: AL, AM, AT, AU, AZ, BB, BG, BR, BY, CA, CH, CN, CZ, DE, DK, EE, ES, FI, GB, GE, HU, IL, IS, JP, KE, KG, KP, KR, KZ, LK, LR, LS, LT, LU, LV, MD, MG, MK, MN, MW, MX, NO, NZ, PL, PT, RO, RU, SD, SE, SG, SI, SK, TJ, TM, TR, TT, UA, UG, US, UZ, VN, ARIPO patent (GH, KE, LS, MW, SD, SZ, UG), Eurasian patent (AM, AZ, BY, KG, KZ, MD, RU, TJ, TM), European patent (AT, BE, CH, DE, DK, ES, FI, FR, GB, GR, IE, IT, LU, MC, NL, PT, SE), OAPI patent (BF, BJ, CF, CG, CI, CM, GA, GN, ML, MR, NE, SN, TD, TG).</p> <p>Published <i>With international search report. Before the expiration of the time limit for amending the claims and to be republished in the event of the receipt of amendments.</i></p>	
<p>(54) Title: ORAL PHARMACEUTICAL COMPOSITIONS CONTAINING SEX HORMONES</p>		
<p>(57) Abstract</p> <p>A pharmaceutical composition comprising: a hydrophobic drug, a digestible oil selected from triglycerides or propylene glycol esters of medium chain length (C₈-C₁₂) and/or long chain length (C₁₃-C₂₂) fatty acids; and propylene glycol monolaurate, a lipophilic surfactant which comprises a glyceride of a C₅ to C₁₀ fatty acid and a hydrophilic surfactant which is a polyoxyethylene hydrogenated castor oil, wherein the digestible oil is present in an amount on the range from 3.0 to 12.0 % by weight of the composition and the weight ratio of hydrophilic surfactant to lipophilic surfactant is in the range 1:1.5 to 1:2.5. Suitable hydrophobic drugs includes sex hormones such as progesterone, oestradiol and testosterone.</p>		

FOR THE PURPOSES OF INFORMATION ONLY

Codes used to identify States party to the PCT on the front pages of pamphlets publishing international applications under the PCT.

AL	Albania	ES	Spain	LS	Lesotho	SI	Slovenia
AM	Armenia	FI	Finland	LT	Lithuania	SK	Slovakia
AT	Austria	FR	France	LU	Luxembourg	SN	Senegal
AU	Australia	GA	Gabon	LV	Latvia	SZ	Swaziland
AZ	Azerbaijan	GB	United Kingdom	MC	Monaco	TD	Chad
BA	Bosnia and Herzegovina	GE	Georgia	MD	Republic of Moldova	EG	Togo
BB	Barbados	GH	Ghana	MG	Madagascar	TJ	Tajikistan
BE	Belgium	GN	Guinea	MK	The former Yugoslav Republic of Macedonia	TM	Turkmenistan
BF	Burkina Faso	GR	Greece	ML	Mali	TR	Turkey
BG	Bulgaria	HU	Hungary	MN	Mongolia	TT	Trinidad and Tobago
BJ	Benin	IE	Ireland	MR	Mauritania	UA	Ukraine
BR	Brazil	IL	Israel	MW	Malawi	UG	Uganda
BY	Belarus	IS	Iceland	MX	Mexico	US	United States of America
CA	Canada	IT	Italy	NE	Niger	UZ	Uzbekistan
CF	Central African Republic	JP	Japan	NL	Netherlands	VN	Viet Nam
CG	Congo	KE	Kenya	NO	Norway	YU	Yugoslavia
CH	Switzerland	KG	Kyrgyzstan	NZ	New Zealand	ZW	Zimbabwe
CI	Côte d'Ivoire	KP	Democratic People's Republic of Korea	PL	Poland		
CM	Cameroon	KR	Republic of Korea	PT	Portugal		
CN	China	KZ	Kazakstan	RO	Romania		
CU	Cuba	LC	Saint Lucia	RU	Russian Federation		
CZ	Czech Republic	LI	Liechtenstein	SD	Sudan		
DE	Germany	LK	Sri Lanka	SE	Sweden		
DK	Denmark	LR	Liberia	SG	Singapore		
EE	Estonia						

-1-

ORAL PHARMACEUTICAL COMPOSITIONS CONTAINING SEX HORMONES

This invention relates to pharmaceutical compositions for oral administration and in particular to pharmaceutical compositions comprising sex hormones, such as progesterone, oestradiol and testosterone.

The demand for hormonal preparations to treat menopausal symptoms has been growing rapidly as evidence has accumulated of the benefits of hormone replacement therapy for both symptomatic relief of menopausal symptoms and the prevention of osteoporosis. It is estimated that in the United Kingdom 25% of women suffer from osteoporosis. A preferred treatment for the symptoms and complications of the menopause is a cyclical treatment regimen of an oestrogen alone or a combination of an oestrogen and a progestogen. Most products available, however, contain oestrogens and progestogens from either non-human animal sources or which are synthetic analogues of human hormones.

Progesterone is a naturally occurring female progestogen. Synthetic progestogens have been used for many years as contraceptives and for preventing endometrial hyperplasia in women receiving oestrogens as hormone replacement therapy. Natural progesterone has not been widely used because of its poor oral bioavailability.

Progesterone has traditionally been administered intramuscularly or by the vaginal or rectal route in order to avoid the high rate of "first pass" hepatic metabolism for the drug. Such methods of administration are not universally popular however, and an effective oral dosage form is required. A suspension of micronised progesterone in oil encapsulated in a softgel has recently been available but, as for solid dosage forms, dissolution is still required in vivo and limits the rate of absorption, particularly as the aqueous solubility of progesterone is very low. Gradual dissolution and absorption of progesterone from a suspension provides a

-2-

steady flow of the drug to the liver where it is extensively metabolised, thereby limiting the amount of the dose reaching the systemic circulation. Increasing the rate of drug absorption beyond the rate of metabolism in the liver would be expected to result in increased oral bioavailability.

Testosterone, generally in the form of a testosterone ester, has also been administered therapeutically, e.g. in hormone replacement treatments. Testosterone has been applied by intramuscular injection, implants and orally, e.g. in the form of capsules.

PCT/US90/00721 discloses pharmaceutical compositions for oral administration comprising a therapeutically effective amount of a pharmaceutical compound, an organic solvent and an oil. A solution formulation comprising ethanol, palm oil, polyethylene glycol fatty acid ester, progesterone and N-methyl-2-pyrrolidone (organic solvent) is disclosed. The formulation exhibits improved bioavailability compared to a formulation of micronised progesterone in peanut oil. However, the high quantity of organic solvent present in the formulation is undesirable for use in softgel capsules as it is likely to cause stability problems.

US-A-4963540 discloses pharmaceutical compositions which may be filled in capsules, comprising micronised progesterone in an oil vehicle which is high in glycerides of polyunsaturated fatty acids. It is stated that micronised progesterone particles suspended in such a vehicle are more readily absorbed into the bloodstream than other types of oral progesterone formulations.

WO95/24893 discloses a carrier system for a hydrophobic drug which comprises a digestible oil and a pharmaceutically acceptable surfactant for dispersing the oil in vivo upon administration of the carrier system, said surfactant comprising a hydrophilic surfactant component, and being such that it does not substantially inhibit the lipolysis of the digestible oil. The

surfactant generally comprises:

(a) a hydrophilic surfactant component which substantially inhibits the in vivo lipolysis of said digestible oil, and

5 (b) a lipophilic surfactant component capable of at least substantially reducing said inhibitory effect of said hydrophilic surfactant component.

The generally preferred range of digestible oil in the carrier system is 10 to 90% with the more preferred
10 range being 20 to 60%, most preferably 25 to 45%.

Several formulations comprising dissolved progesterone are disclosed in which ethanol is present but the maximum concentration of progesterone achieved was 4% by weight. In order to achieve a dose of 50mg of
15 progesterone completely dissolved in the formulation in a softgel capsule it is necessary to employ a large (20 oblong) capsule size or divide the dose into two smaller capsules. Neither of these options is conducive to patient compliance.

20 It has now been found that particular combinations of digestible oil and mixtures of lipophilic and hydrophilic surfactants provide a carrier system which is capable of solubilising significant amounts of hydrophobic drugs, such as, progesterone.

25 According to one aspect of the present invention there is provided a pharmaceutical composition comprising:

a hydrophobic drug,

30 a digestible oil selected from triglycerides or propylene glycol esters of medium chain length (C_6 - C_{12}) and/or long chain length (C_{13} - C_{22}) fatty acids; and propylene glycol monolaurate,

a lipophilic surfactant which comprises a glyceride of a C_5 to C_{10} fatty acid and

35 a hydrophilic surfactant which is a polyoxyethylene hydrogenated castor oil,
wherein the digestible oil is present in an amount in the

-4-

range from 3.0 to 12.0% by weight of the composition and the weight ratio of hydrophilic surfactant to lipophilic surfactant is in the range 1 : 1.5 to 1 : 2.5.

5 The formulations of the invention allow the drug to be completely solubilised in the liquid formulation. As a solution the drug is presented to the body in the most available form, avoiding the problems of slow disintegration and dissolution associated with other solid oral dosage formulations. This also obviates the need for micronised progesterone and subsequent control of the drug particle size. The formulations may be readily filled in hard or soft capsules.

10 The blend of digestible oil and surfactants used in the invention provides good solubilisation of the hydrophobic drug. The improved solvent power may be exploited by the formulators in various different ways. It is possible to employ a smaller capsule size to deliver the same drug dose compared with similar formulations in the prior art. Alternatively, or in addition, it is possible to reduce or eliminate ethanol and/or unsaturated compounds, such as maisine, which have been employed in prior art formulations to improve solubilisation of the drug.

25 The formulations of the invention have been designed to disperse immediately in aqueous environments such as the gastrointestinal tract, forming fine emulsions or microemulsions. In addition, the liquid excipients are chosen such that the emulsified formulation undergoes the natural rapid process of fat digestion (lipolysis). The submicroscopic mixed micelles formed by this process incorporate the products of vehicle lipolysis and solubilised drug. Solubilised drug leaves the microemulsion droplets, the vesicles and the micelles by diffusion. The surface area is vast so the diffusion process is very rapid. Any remaining solubilised drug in the micelles is released when the micelles deaggregate at the intestinal wall. Absorption of progesterone across

-5-

the gastrointestinal wall in association with these mixed micelles is thought to contribute to the increase in drug bioavailability.

Hydrophobic drugs of interest in the present invention are sex hormones, particularly progesterone, oestradiol and testosterone. The invention allows formulations containing in excess of 5% by weight, preferably more than 6% by weight of progesterone in solution to be prepared which allows 50mg dose of progesterone to be encapsulated in softgel capsule, size 12 oblong which is considerably smaller than the size 20 oblong required to deliver 50mg of progesterone in the formulations disclosed in WO95/2493.

Furthermore, the invention allows ethanol to be completely eliminated from the formulations containing hydrophobic drugs. For example, an ethanol free formulation containing progesterone in solution and providing a 25mg dose in a softgel capsule may be formulated and filled into a size 9.5 oblong.

The reference to capsule sizes and shapes herein refer to softgel capsules. The capsule size provides an indication of the nominal fill volume (NFV). Examples of capsule sizes include:

Capsule Size	NFV (minims)	NFV (cm ³)
4	3.0 - 4.0	0.185 - 0.246
9.5	7.5 - 9.5	0.462 - 0.585
20	16 - 20	0.986 - 1.232
10	7.5 - 10.0	0.462 - 0.616
18	15.0 - 18.0	0.924 - 1.109

The compositions of the invention employ smaller amounts of digestible oil than used in WO92/24893. Generally 3 to 12%, preferably 4 to 7. The preferred digestible oil is fractionated coconut oil although other digestible oils, such as, peanut oil, soyabean oil,

propylene glycol monolaurate and propylene glycol ester of fractionated coconut oil which is commercially available under the trade name Miglyol 840 may be used.

5 A blend of hydrophilic and lipophilic surfactants is present in the composition of the invention. The hydrophilic surfactant comprises a polyoxyethylene hydrogenated castor oil, preferably polyoxyethylene (40) hydrogenated castor oil, such as the product commercially available under the trade name Cremophor RH40. The
10 lipophilic surfactant is preferably a mixture of glyceryl mono- and di-caprylate, such as the product commercially available under the trade name Imwitor 988. Other suitable lipophilic surfactants include a mixture of glyceryl mono- and dicaprates in combination with
15 glyceryl mono- and di-caprylates. Such products are commercially available under the trade names Imwitor 742 and Capmul MCM.

The weight ratio of hydrophilic to lipophilic surfactant is important to achieve optimum solubilisation
20 of the drugs. The weight ratio of hydrophilic to lipophilic surfactant is generally in the range from 1 : 1.5 to 1 : 2.5, usually 1 : 1.7 to 1 : 2.1. For progesterone and oestradiol formulations the ratio is preferably 1 : 1.80 to 1 : 1.90, most preferably about
25 1.85. Testosterone may be used in larger concentrations e.g. 8 to 16% by weight and the preferred weight ratio of hydrophilic to lipophilic surfactant is in the range 1 : 1.7 to 1 : 2.1.

The compositions may additionally comprise a
30 co-solvent, such as ethanol. The presence of ethanol assists in increasing the concentration of drug which may be dissolved thereby allowing smaller volumes of formulation to achieve a desired unit dose. However, the presence of ethanol may result in an increased level of
35 shell-fill interactions in capsules compared to formulations in which ethanol is absent. In addition ethanol can complicate the manufacturing process and

packaging costs can increase where the final package must be impervious to ethanol. Formulations of the invention may be ethanol-free and still provide acceptable dosage levels of drug. The effective ratio of hydrophilic to lipophilic surfactant is not affected by the presence of ethanol.

The formulations of the invention do not require the presence of unsaturated components to solubilise the drug. Thus, compounds, such as Maisine 35-1, which could potentially react with other excipients or the drug itself, may be avoided. Additionally, unsaturated compounds could lead to cross-linking of the gelatin of capsules and ultimately a significantly increased disintegration time, possibly leading to poor adsorption. Preferably, the formulations are free from additives which are unsaturated compounds.

Suitable progesterone formulations containing ethanol in accordance with the invention comprise:

at least 5% by weight of progesterone
40 to 50% by weight of lipophilic surfactants
20 to 30% by weight of hydrophilic surfactants
3 to 10% by weight of digestible oil
15 to 25% by weight of ethanol.

Preferred formulations comprise:

5.5 to 6.5% by weight of progesterone
43 to 45% by weight of lipophilic surfactants
23 to 25% by weight of hydrophilic surfactants
4 to 9 by weight of digestible oil
18 to 20% by weight of ethanol.

A particularly preferred formulation comprises about:

6 parts by weight of progesterone
45 parts by weight of lipophilic surfactants
24 parts by weight of hydrophilic surfactants
4.5 parts by weight of digestible oil
20 parts by weight of ethanol.

Suitable ethanol-free formulations in accordance

with the invention comprise a pharmaceutical composition comprising:

5 from 4 to 5% by weight of progesterone
55 to 60% by weight of lipophilic surfactants
30 to 35% by weight of hydrophilic surfactants
3 to 10% by weight of digestible oil.

A preferred formulation comprises about:

10 4.5 parts by weight of progesterone
58 parts by weight of lipophilic surfactants
31.5 parts by weight of hydrophilic surfactants
6 parts by weight of digestible oil.

15 The ethanol-containing and ethanol-free progesterone formulations may additionally comprise from 0.02 to 0.4% oestradiol without substantially altering the ratio of the other components.

The invention also provides ethanol-containing oestradiol formulations comprising:

20 0.05 to 2% by weight of oestradiol
45 to 50% by weight of lipophilic surfactants
22 to 27% by weight of hydrophilic surfactants
3 to 10% by weight of digestible oil
15 to 25% by weight of ethanol.

A preferred oestradiol formulation comprises about:

25 1 part by weight of oestradiol
48 parts by weight of lipophilic surfactants
26 parts by weight of hydrophilic surfactants
5 parts by weight of digestible oil
21 parts by weight of ethanol.

30 Ethanol-free oestradiol formulation in accordance with the invention comprise:

0.05 to 2% by weight of oestradiol
58 to 62% by weight of lipophilic surfactants
30 to 35% by weight of hydrophilic surfactants
5 to 7% by weight of digestible oil.

35 A preferred oestradiol formulation comprises about:

1 part by weight oestradiol
60 parts by weight of lipophilic surfactants

33 parts by weight of hydrophilic surfactants
6 parts by weight of digestible oil.

Suitable testosterone formulations in accordance
with the invention comprise:

5 4 to 18% by weight of testosterone
 40 to 48% by weight of lipophilic surfactants
 20 to 25% by weight of hydrophilic surfactants
 7 to 10% by weight of digestible oil
 about 15% by weight of ethanol.

10 The formulations of the invention may comprise minor
amounts of other components e.g. antioxidants.

In all of the above formulations the preferred
components are fractionated coconut oil, Imwitor 988 and
Cremophor RH40.

15 The formulation of the invention spontaneously form
microemulsions when contacted with aqueous media and
maintain the benefits of the composition disclosed in
W095/24893 maintaining lipolysis and bioavailability of
the drug.

20 The composition of the invention may readily be
prepared by known methods, such as described in
W095/24893. The compositions may be encapsulated in
softgel or hardshell capsules. Methods of softgel
encapsulation are disclosed in Theory and Practice of
25 Industrial Pharmacy - Lachman & Leibermann, 2nd Edition,
published by Henry Kimpton Publishers, London. Methods
of liquid-fill hardshell encapsulation are disclosed in
Hardcapsules - Development and Technology - Edited by K.
Ridgeway, published by Pharmaceutical Press 1987.

30 The invention will now be illustrated by the
following Examples.

The formulations reported in the following Tables in
which all figures are in parts by weight were prepared.

Example	Comparative Example 5 W095/24893	1	2	3
Progesterone USP	4.52	5.56	5.56	6.15
5 Imwitor 988	25.79	43.44		45.27
Imwitor 742			43.44	
10 Cremophor RH40	25.79	23.42	23.42	24.40
Maisine 35-1	8.60			
Ethanol USP/BP	18.10	18.89	18.89	19.68
15 Frac. Coconut Oil BP	17.19	8.69	8.69	4.50

Example	4	5	6	7	8
20 Progesterone USP	4.50				
Oestradiol USP		1.01	1.01	1.01	1.01
25 Imwitor 988	58.29	47.74	47.73	60.41	60.39
Cremophor RH40	31.42	25.74	25.73	32.57	32.56
Ethanol USP/BP		20.76	20.75		
30 Frac. Coconut Oil BP	5.79	4.75	4.75	6.01	6.01
Tocopherols			0.03		0.03

Example	9	10	11	12	13	14
Oestradiol USP	0.09	0.18	0.06	0.12	0.25	0.045
Progesterone USP	4.50	4.50	6.14	6.14	6.14	4.500
Imwitor 988	58.20	58.11	45.27	45.21	45.15	58.245
Cremophor RH40	31.42	31.42	24.37	24.37	24.34	31.420
Ethanol			19.66	19.66	19.63	
F r a c . Coconut Oil BP	5.79	5.79	4.50	4.50	4.49	5.790

The formulation of each Example comprised stable, solutions of the drug.

The formulations may be filled into softgel capsules to provide a dosage form as follows:

Example	Dose/Capsule	Softgel Capsule Size
Comparative	50mg progesterone	20 oblong
1	50mg progesterone	12 oblong
2	50mg progesterone	12 oblong
3	50mg progesterone	12 oblong
4	25mg progesterone	9.5 oblong or 10 oval
	50mg progesterone	18 oblong
5	2mg oestradiol	4 oblong
6	2mg oestradiol	4 oblong
7	2mg oestradiol	4 oblong
8	2mg oestradiol	4 oblong
9	0.5mg oestradiol 25mg progesterone	9.5 oblong or 10 oval
	1mg oestradiol 50mg progesterone	18 oblong
10	1mg oestradiol 25mg progesterone	9.5 oblong or 10 oval
11	0.5mg oestradiol 50mg progesterone	12 oblong
12	1mg oestradiol 50mg progesterone	12 oblong
13	2mg oestradiol 50mg progesterone	12 oblong
14	0.5mg oestradiol 50mg progesterone	18 oblong
	0.25mg oestradiol 25mg progesterone	9.5 oblong or 10 oval

Relative Rates of Lipolysis

The relative rates of lipolysis for formulations of the Comparative Example and Examples 3 and 4 were measured in accordance with the in vitro test procedure described in W095/24893. The results are reported in Figure 1 of the accompanying drawings which represents a plot of NaOH dispensed against time for the formulations. The composition of the invention, both with and without ethanol indicate effective lipolysis is maintained.

Bioavailability Study

The bioavailability of progesterone from the formulations of the Comparative Example delivered in a 20 oblong softgel capsule and Example 3 delivered in a 12 oblong softgel capsule was measured. The results of the study are reported in Figure 2 of the accompanying drawings which represent a plot of mean serum concentration of progesterone against time for following the administration to 12 subjects of a single oral dose of each softgel capsule containing the progesterone. It will be seen the bioavailability of the formulation of the invention is substantially identical to the Comparative Example.

Examples 15 to 20

The oestradiol formulation reported in the following Table were prepared in which all figures are in parts by weight. All formulations were in the form of solutions of oestradiol.

Example	15	16	17	18	19	20
Oestradiol USP	0.047	0.094	0.188	0.033	0.066	0.132
Inwitor 988	60.993	60.946	60.852	48.197	48.164	48.098
Cremophor RH40	32.900	32.900	32.900	26.000	26.000	26.000
Ethanol USP/BP				20.970	20.970	20.970
Frac. Coconut Oil BP	6.060	6.060	6.060	4.800	4.800	4.800

-14-

The formulations were filled into softgel capsules as follows:

Example 15 0.25mg oestradiol (fill weight of 531mg) in 9.5 oblong or 10 oval capsule.

5 Example 16 0.5mg oestradiol (fill weight of 531mg) in 9.5 oblong or 10 oval capsule.

Example 17 1.0mg oestradiol (fill weight of 531mg) in 9.5 oblong or 10 oval capsule.

10 Example 18 0.25mg oestradiol (fill weight of 763mg) in 12 oblong capsule.

Example 19 0.5mg oestradiol (fill weight of 763mg) in 12 oblong capsule.

Example 20 1.0mg oestradiol (fill weight of 763mg) in 12 oblong capsule.

15 Examples 21 to 38

The following Table, in which all figures are in parts by weight, illustrate testosterone formulations in accordance with the invention. Examples 21 to 26 may be encapsulated to provide a dose of 20mg, Examples 27 to 32 may be encapsulated to provide a dose of 40mg and

20 Examples 33 to 38 may be encapsulated to provide a dose of 80mg.

Example	21	22	23	24	25	26
Testosterone undecanoate	4	4	4	4	4	4
Imwitor 988	46	-	-	46	-	-
Imwitor 742	-	46	-	-	46	-
Capmul MCM	-	-	46	-	-	46
Cremophor RH40	25	25	25	-	-	-
Tween 80	-	-	-	25	25	25
Miglyol	10	10	10	10	10	10
Ethanol	15	15	15	15	15	15

-15-

Example	27	28	29	30	31	32
Testosterone undecanoate	8	8	8	8	8	8
Imwitor 988	44	-	-	44	-	-
Imwitor 742	-	44	-	-	44	-
Capmul MCM	-	-	44	-	-	44
Cremophor RH40	24	24	24	-	-	-
Tween 80	-	-	-	24	24	24
Miglyol	9	9	9	9	9	9
Ethanol	15	15	15	15	15	15

Example	33	34	35	36	37	38
Testosterone undecanoate	16	16	16	16	16	16
Imwitor 988	41	-	-	41	-	-
Imwitor 742	-	41	-	-	41	-
Capmul MCM	-	-	41	-	-	41
Cremophor RH40	20	20	20	-	-	-
Tween 80	-	-	-	20	20	20
Miglyol	8	8	8	8	8	8
Ethanol	15	15	15	15	15	15

CLAIMS

1. A pharmaceutical composition comprising:
a hydrophobic drug,
a digestible oil selected from triglycerides or
5 propylene glycol esters of medium chain length (C₈-C₁₂)
and/or long chain length (C₁₃-C₂₂) fatty acids; and
propylene glycol monolaurate,
a lipophilic surfactant which comprises a glyceride
of a C₅ to C₁₀ fatty acid and
10 a hydrophilic surfactant which is a polyoxyethylene
hydrogenated castor oil,
wherein the digestible oil is present in an amount in the
range from 3.0 to 12.0% by weight of the composition and
the weight ratio of hydrophilic surfactant to lipophilic
15 surfactant is in the range 1 : 1.5 to 1 : 2.5.
2. A pharmaceutical composition as claimed in Claim 1
in which the hydrophobic drug is dissolved and is
selected from progesterone, oestradiol, testosterone and
mixture of progesterone and oestradiol.
- 20 3. A pharmaceutical composition comprising:
at least 5% by weight of progesterone
40 to 50% by weight of lipophilic surfactants
20 to 30% by weight of hydrophilic surfactants
3 to 10% by weight of digestible oil
25 15 to 25% by weight of ethanol.
4. A pharmaceutical composition as claimed in Claim 3
comprising:
5.5 to 6.5% by weight of progesterone
43 to 45% by weight of lipophilic surfactants
30 23 to 25% by weight of hydrophilic surfactants
4 to 9% by weight of digestible oil
18 to 20% by weight of ethanol.

-17-

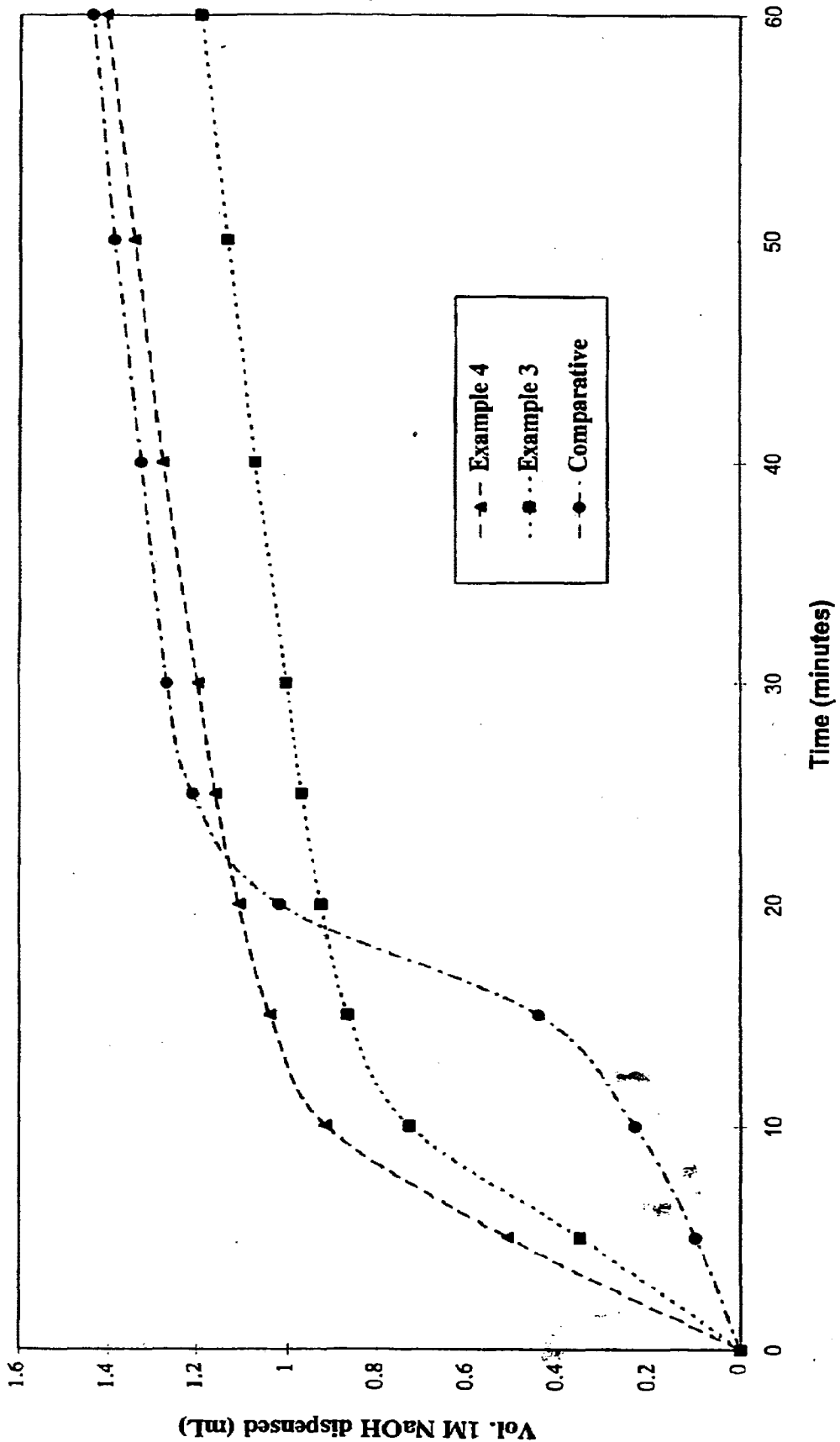
5. A pharmaceutical composition as claimed in Claim 4 comprising about:
- 6 parts by weight of progesterone
 - 45 parts by weight of lipophilic surfactants
 - 5 24 parts by weight of hydrophilic surfactants
 - 4.5 parts by weight of digestible oil
 - 20 parts by weight of ethanol.
6. A pharmaceutical composition comprising:
- 4 to 5% by weight of progesterone
 - 10 55 to 60% by weight of lipophilic surfactants
 - 30 to 35% by weight of hydrophilic surfactants
 - 3 to 10% by weight of digestible oil.
7. A pharmaceutical composition as claimed in Claim 6 comprising about:
- 15 4.5 parts by weight of progesterone
 - 58 parts by weight of lipophilic surfactants
 - 31.5% parts by weight of hydrophilic surfactants
 - 6% parts by weight of digestible oil.
8. A pharmaceutical composition as claimed in any one of Claims 3 to 7 which additionally comprises from 0.02 to 2.0% oestradiol.
9. A pharmaceutical composition comprising:
- 0.05 to 2% by weight of oestradiol
 - 45 to 50% by weight of lipophilic surfactants
 - 25 22 to 27% by weight of hydrophilic surfactants
 - 3 to 10% by weight of digestible oil
 - 15 to 25% by weight of ethanol.
10. A pharmaceutical composition as claimed in Claim 9 comprising about:
- 30 1 part by weight of oestradiol
 - 48 parts by weight of lipophilic surfactants
 - 26 parts by weight of hydrophilic surfactants
 - 5 parts by weight of digestible oil
 - 21 parts by weight of ethanol.

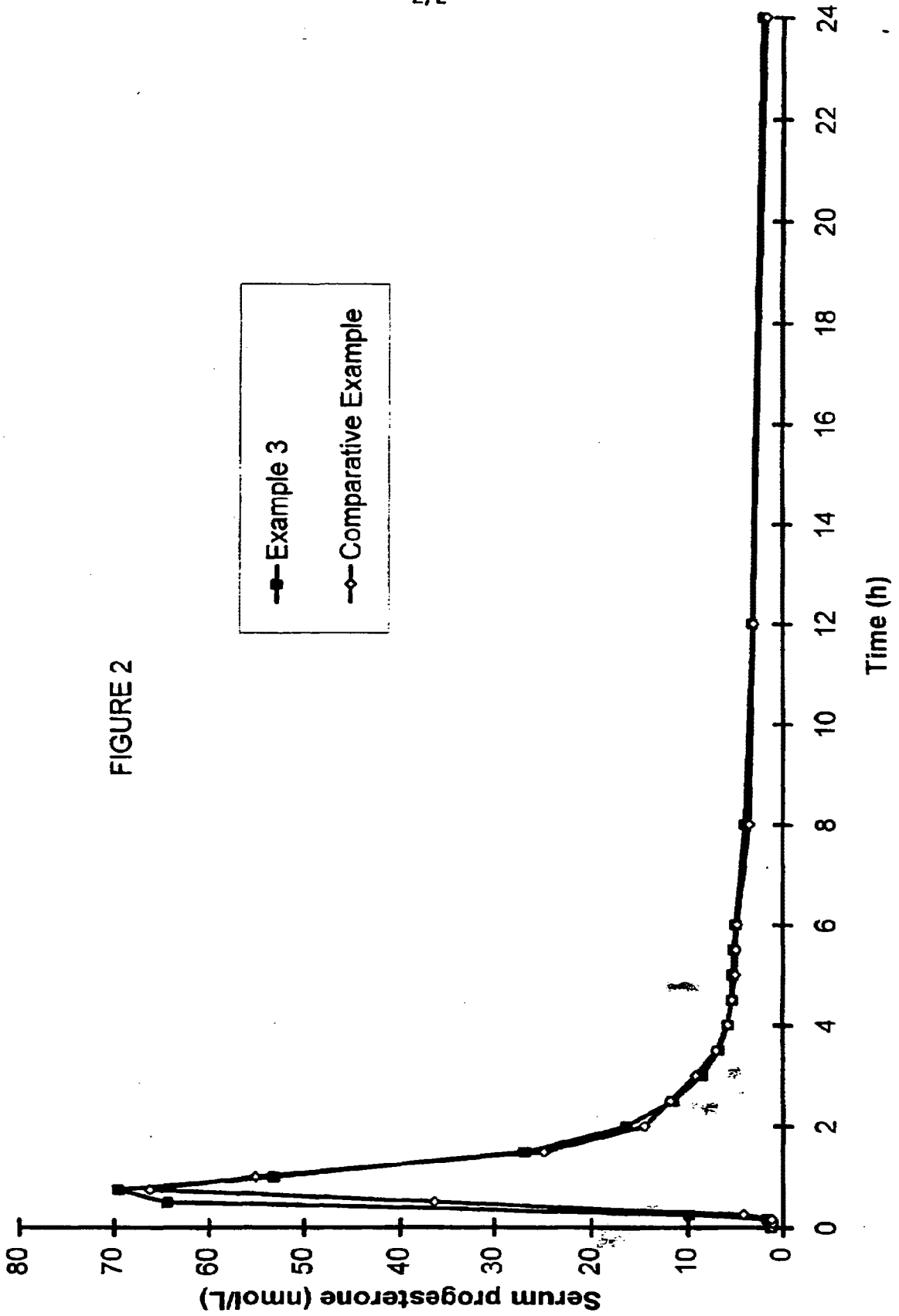
35

11. A pharmaceutical composition comprising:
0.05 to 2% by weight of oestradiol
58 to 62% by weight of lipophilic surfactants
30 to 35% by weight of hydrophilic surfactants
5 to 7% by weight of digestible oil.
12. A pharmaceutical composition as claimed in Claim 11 comprising about:
1 part by weight oestradiol
60 parts by weight of lipophilic surfactants
33 parts by weight of hydrophilic surfactants
6 parts by weight of digestible oil.
13. A pharmaceutical composition comprising:
4 to 18% by weight of testosterone
40 to 48% by weight of lipophilic surfactants
20 to 25% by weight of hydrophilic surfactants
7 to 10% by weight of digestible oil
about 15% by weight of ethanol.
14. A pharmaceutical composition as claimed in any preceding claim in which the digestible oil is fractionated coconut oil.
15. A pharmaceutical composition as claimed in any preceding Claim in which the lipophilic surfactant comprises a mixture of glyceryl mono- and di-caprylate.
16. A pharmaceutical composition as claimed in Claim 15 in which the lipophilic surfactant additionally comprises a mixture of glyceryl mono- and di-caprate.
17. A pharmaceutical composition as claimed in any preceding Claim in which the hydrophilic surfactant comprises polyoxyethylene (40) hydrogenated castor oil.
18. A pharmaceutical composition as claimed in Claim 1 or Claim 2 which additionally comprises up to 25% by weight of the composition of ethanol.
19. A pharmaceutical composition as claimed in any preceding Claim in which the weight ratio of hydrophilic surfactants to lipophilic surfactants is in the range 1 : 1.5 to 1 : 2.5.

20. A pharmaceutical composition as claimed in Claim 18
in which the weight ratio of hydrophilic surfactants to
lipophilic surfactants is in the range 1 : 1.80 to 1 :
5 1.90.
21. A pharmaceutical composition as claimed in Claim 19
in which the weight ratio of hydrophilic surfactants to
lipophilic surfactants is about 1 : 1.85.
22. A pharmaceutical composition as claimed in Claim 1
10 or Claim 2 which is free of ethanol.
23. A pharmaceutical composition as claimed in Claim 1
or Claim 2 which is free of additives which are
unsaturated compounds.
24. A hard or soft capsule filled with a pharmaceutical
15 composition as claimed in any preceding Claim.
25. A softgel capsule as claimed in Claim 24 comprising
a capsule of size 12 oblong containing 50mg of
progesterone.
26. A softgel capsule as claimed in Claim 24 comprising
20 a capsule of size 9.5 oblong or 10 oval containing 25mg
progesterone in an ethanol-free formulation.
27. A softgel capsule as claimed in Claim 25 or Claim 26
in which the capsule additionally contains from 0.25 to
2mg of oestradiol.
- 25 28. A softgel capsule as claimed in Claim 24 containing
from 20 to 80mg testosterone.

FIGURE 1





SUBSTITUTE SHEET (RULE 26)

INTERNATIONAL SEARCH REPORT

International Application No
PCT/GB 97/01247

A. CLASSIFICATION OF SUBJECT MATTER IPC 6 A61K9/48 A61K9/107 A61K31/565 A61K31/57				
According to International Patent Classification (IPC) or to both national classification and IPC				
B. FIELDS SEARCHED Minimum documentation searched (classification system followed by classification symbols) IPC 6 A61K				
Documentation searched other than minimum documentation to the extent that such documents are included in the fields searched				
Electronic data base consulted during the international search (name of data base and, where practical, search terms used)				
C. DOCUMENTS CONSIDERED TO BE RELEVANT				
Category	Citation of document, with indication, where appropriate, of the relevant passages	Relevant to claim No.		
X	WO 95 24893 A (R.P. SCHERER LIMITED) 21 September 1995 cited in the application see the whole document -----	1-3,6, 12, 14-17, 19-21, 24-26		
<input type="checkbox"/> Further documents are listed in the continuation of box C.				
<input checked="" type="checkbox"/> Patent family members are listed in annex.				
* Special categories of cited documents :				
<table style="width: 100%; border: none;"> <tr> <td style="width: 50%; border: none; vertical-align: top;"> *A* document defining the general state of the art which is not considered to be of particular relevance *E* earlier document but published on or after the international filing date *L* document which may throw doubts on priority claim(s) or which is cited to establish the publication date of another citation or other special reason (as specified) *O* document referring to an oral disclosure, use, exhibition or other means *P* document published prior to the international filing date but later than the priority date claimed </td> <td style="width: 50%; border: none; vertical-align: top;"> *T* later document published after the international filing date or priority date and not in conflict with the application but cited to understand the principle or theory underlying the invention *X* document of particular relevance; the claimed invention cannot be considered novel or cannot be considered to involve an inventive step when the document is taken alone *Y* document of particular relevance; the claimed invention cannot be considered to involve an inventive step when the document is combined with one or more other such documents, such combination being obvious to a person skilled in the art *Z* document member of the same patent family </td> </tr> </table>			*A* document defining the general state of the art which is not considered to be of particular relevance *E* earlier document but published on or after the international filing date *L* document which may throw doubts on priority claim(s) or which is cited to establish the publication date of another citation or other special reason (as specified) *O* document referring to an oral disclosure, use, exhibition or other means *P* document published prior to the international filing date but later than the priority date claimed	*T* later document published after the international filing date or priority date and not in conflict with the application but cited to understand the principle or theory underlying the invention *X* document of particular relevance; the claimed invention cannot be considered novel or cannot be considered to involve an inventive step when the document is taken alone *Y* document of particular relevance; the claimed invention cannot be considered to involve an inventive step when the document is combined with one or more other such documents, such combination being obvious to a person skilled in the art *Z* document member of the same patent family
A document defining the general state of the art which is not considered to be of particular relevance *E* earlier document but published on or after the international filing date *L* document which may throw doubts on priority claim(s) or which is cited to establish the publication date of another citation or other special reason (as specified) *O* document referring to an oral disclosure, use, exhibition or other means *P* document published prior to the international filing date but later than the priority date claimed	*T* later document published after the international filing date or priority date and not in conflict with the application but cited to understand the principle or theory underlying the invention *X* document of particular relevance; the claimed invention cannot be considered novel or cannot be considered to involve an inventive step when the document is taken alone *Y* document of particular relevance; the claimed invention cannot be considered to involve an inventive step when the document is combined with one or more other such documents, such combination being obvious to a person skilled in the art *Z* document member of the same patent family			
Date of the actual completion of the international search <p style="text-align: center; font-weight: bold;">22 August 1997</p>	Date of mailing of the international search report <p style="text-align: center; font-weight: bold;">01.09.97</p>			
Name and mailing address of the ISA European Patent Office, P.B. 5818 Patentlaan 2 NL - 2280 HV Rijswijk Tel. (+ 31-70) 340-2040, Tx. 31 651 epo nl, Facs (+ 31-70) 340-3016	Authorized officer <p style="text-align: center; font-weight: bold;">Ventura Amat, A</p>			

INTERNATIONAL SEARCH REPORT

Information on patent family members

International Application No

PCT/GB 97/01247

Patent document cited in search report	Publication date	Patent family member(s)	Publication date
WO 9524893 A	21-09-95	AU 1897495 A	03-10-95
		CA 2185347 A	21-09-95
		EP 0750495 A	02-01-97
		US 5645856 A	08-07-97

This Page Is Inserted by IFW Operations
and is not a part of the Official Record

BEST AVAILABLE IMAGES

Defective images within this document are accurate representations of the original documents submitted by the applicant.

Defects in the images may include (but are not limited to):

- BLACK BORDERS
- TEXT CUT OFF AT TOP, BOTTOM OR SIDES
- FADED TEXT
- ILLEGIBLE TEXT
- SKEWED/SLANTED IMAGES
- COLORED PHOTOS
- BLACK OR VERY BLACK AND WHITE DARK PHOTOS
- GRAY SCALE DOCUMENTS

IMAGES ARE BEST AVAILABLE COPY.

**As rescanning documents *will not* correct images,
please do not report the images to the
Image Problem Mailbox.**

THIS PAGE BLANK (USPTO)

PCT

WELTORGANISATION FÜR GEISTIGES EIGENTUM
Internationales Büro



INTERNATIONALE ANMELDUNG VERÖFFENTLICHT NACH DEM VERTRAG ÜBER DIE
INTERNATIONALE ZUSAMMENARBEIT AUF DEM GEBIET DES PATENTWESENS (PCT)

(51) Internationale Patentklassifikation ⁶ : A61K 31/71, 47/10, 47/14, 47/44	AI	(11) Internationale Veröffentlichungsnummer: WO 98/11902 (43) Internationales Veröffentlichungsdatum: 26. März 1998 (26.03.98)
<p>(21) Internationales Aktenzeichen: PCT/EP97/04867</p> <p>(22) Internationales Anmeldedatum: 8. September 1997 (08.09.97)</p> <p>(30) Prioritätsdaten: 196 38 045.6 18. September 1996 (18.09.96) DE</p> <p>(71) Anmelder (für alle Bestimmungsstaaten ausser US): BAYER AKTIENGESELLSCHAFT [DE/DE]; D-51368 Leverkusen (DE).</p> <p>(72) Erfinder; und (75) Erfinder/Anmelder (nur für US): GROSSE-BLEY, Michael [DE/DE]; Wolfskaul 10, D-51061 Köln (DE). KUJANEK, Richard [DE/DE]; Wolfskaul 3, D-51061 Köln (DE).</p> <p>(74) Gemeinsamer Vertreter: BAYER AKTIENGESELLSCHAFT; D-51368 Leverkusen (DE).</p>	<p>(81) Bestimmungsstaaten: AL, AM, AT, AU, AZ, BA, BB, BG, BR, BY, CA, CH, CN, CU, CZ, DE, DK, EE, ES, FI, GB, GE, GH, HU, IL, IS, JP, KE, KG, KP, KR, KZ, LC, LK, LR, LS, LT, LU, LV, MD, MG, MK, MN, MW, MX, NO, NZ, PL, PT, RO, RU, SD, SE, SG, SI, SK, TJ, TM, TR, TT, UA, UG, US, UZ, VN, YU, ARIPO Patent (GH, KE, LS, MW, SD, SZ, UG, ZW), eurasisches Patent (AM, AZ, BY, KG, KZ, MD, RU, TJ, TM), europäisches Patent (AT, BE, CH, DE, DK, ES, FI, FR, GB, GR, IE, IT, LU, MC, NL, PT, SE), OAPI Patent (BF, BJ, CF, CG, CI, CM, GA, GN, ML, MR, NE, SN, TD, TG).</p> <p>Veröffentlicht <i>Mit internationalem Recherchenbericht. Vor Ablauf der für Änderungen der Ansprüche zugelassenen Frist. Veröffentlichung wird wiederholt falls Änderungen eintreffen.</i></p>	

(54) Title: INJECTABLE FORMULATIONS OF AVERMECTINS AND MILBEMYCINS

(54) Bezeichnung: INJEKTIONSFORMULIERUNGEN VON AVERMECTINEN UND MILBEMYCINEN

(57) Abstract

The present application concerns injectable formulations of avermectins and milbemycins based on a solvent mixture which contains sesame seed oil, medium-chain triglycerides, glycol esters or fatty acid esters and another solvent of the series of monovalent or polyvalent aliphatic or aromatic alcohols and their derivatives (for example cyclic carbonates, acetates, acetals and ketals) or castor oil.

(57) Zusammenfassung

Vorliegende Anmeldung betrifft Injektionsformulierungen von Avermectinen und Milbemycinen auf Basis eines Lösungsmittelgemischs, enthaltend Sesamöl, mittelkettige Triglyceride, Glycolester oder Fettsäureester und ein weiteres Solvenz aus der Reihe ein- oder mehrwertiger aliphatischer oder aromatischer Alkohole und deren Derivate (z.B. cyclische Carbonate; Acetate; Acetale; Ketale) oder Rizinusöl.

LEDIGLICH ZUR INFORMATION

Codes zur Identifizierung von PCT-Vertragsstaaten auf den Kopfbögen der Schriften, die internationale Anmeldungen gemäss dem PCT veröffentlichen.

AL	Albanien	ES	Spanien	LS	Lesotho	SI	Slowenien
AM	Armenien	FI	Finnland	LT	Litauen	SK	Slowakei
AT	Österreich	FR	Frankreich	LU	Luxemburg	SN	Senegal
AU	Australien	GA	Gabun	LV	Lettland	SZ	Swasiland
AZ	Aserbaidschan	GB	Vereinigtes Königreich	MC	Monaco	TD	Tschad
BA	Bosnien-Herzegowina	GE	Georgien	MD	Republik Moldau	TG	Togo
BB	Barbados	GH	Ghana	MG	Madagaskar	TJ	Tadschikistan
BE	Belgien	GN	Guinea	MK	Die ehemalige jugoslawische Republik Mazedonien	TM	Turkmenistan
BF	Burkina Faso	GR	Griechenland	ML	Mali	TR	Türkei
BG	Bulgarien	HU	Ungarn	MN	Mongolei	TT	Trinidad und Tobago
BJ	Benin	IE	Irland	MR	Mauretanien	UA	Ukraine
BR	Brasilien	IL	Israel	MW	Malawi	UG	Uganda
BY	Belarus	IS	Island	MX	Mexiko	US	Vereinigte Staaten von Amerika
CA	Kanada	IT	Italien	NE	Niger	UZ	Usbekistan
CF	Zentralafrikanische Republik	JP	Japan	NL	Niederlande	VN	Vietnam
CG	Kongo	KE	Kenia	NO	Norwegen	YU	Jugoslawien
CH	Schweiz	KG	Kirgisistan	NZ	Neuseeland	ZW	Zimbabwe
CI	Côte d'Ivoire	KP	Demokratische Volksrepublik Korea	PL	Polen		
CM	Kamerun	KR	Republik Korea	PT	Portugal		
CN	China	KZ	Kasachstan	RO	Rumänien		
CU	Kuba	LC	St. Lucia	RU	Russische Föderation		
CZ	Tschechische Republik	LJ	Liechtenstein	SD	Sudan		
DE	Deutschland	LK	Sri Lanka	SE	Schweden		
DK	Dänemark	LR	Liberia	SG	Singapur		
RE	Estland						

Injektionsformulierungen von Avermectinen und Milbemycinen

Die Erfindung betrifft neue Injektionsformulierungen von Avermectinen und Milbemycinen auf Basis von Lösungsmittelmischungen, die Sesamöl enthalten.

Injektionsformulierungen von Ivermectin sind bekannt aus EP-A 146 414. Die Formulierungen enthalten ein Lösemittelgemisch aus Propylenglykol und Glycerin-formal im Verhältnis 60:40 V/V. Von Propylenglykol ist bekannt, daß es in bestimmten Konzentrationen lokale Unverträglichkeiten hervorrufen kann (siehe Review: B. Kruss, Acta Pharm. Technol. 35(4) (1989) 187-196). Auch kann es zur Ausfällung des wasserunlöslichen Wirkstoffs Ivermectin im Gewebe um die Applikationsstelle kommen. So wurden bei der Anwendung entsprechender Formulierungen deutliche Schwellungen und Gewebeunverträglichkeiten an den Injektionsstellen beobachtet, die sich zum Teil erst nach mehreren Wochen zurückbildeten.

Injektionsformulierungen bestimmter Avermectine sind bekannt aus EP-A 393 890. Es handelt sich um ölige Formulierungen auf Basis von Sesamöl und Ethyloleat im Verhältnis 90:10 V/V. Diese Formulierungen sind verträglich, haben aber den Nachteil, daß die Löslichkeit für Avermectine/Milbemycine oft nicht ausreicht, um eine für die Anwendung gewünschte Konzentration von 1 % M/V oder höher zu erreichen. In der Regel erhält man bei erhöhten Temperaturbedingungen ($T \geq 80^{\circ}\text{C}$) übersättigte 1 % M/V-Lösungen, die bei tieferen Temperaturen auf Dauer wieder auskristallisieren.

Weitere Injektionsformulierungen von Avermectinen sind bekannt aus EP-A 45 655. Die dort beschriebenen Formulierungen enthalten verhältnismäßig hohe Anteile an Emulgatoren und sind zum Teil wenig verträglich.

Injektionsformulierungen von Avermectinen, die Triacetin (Glycerintriacetat) enthalten, sind in EP-A 413 538 beschrieben. In EP-A 535 734 werden Injektionsformulierungen von Avermectinen auf Basis von Triacetin und hydriertem Rizinusöl beschrieben.

Weitere Formulierungen zur Injektion von Milbemycinen und Avermectinen sind in EP-A 525 307 beschrieben. Die Herstellung der Formulierungen erfolgt, indem Glycerintristearat mit dem Wirkstoff geschmolzen und mit einem öligen neutralen Triglycerid vermischt und unter Verwendung von z.B. Methylcellulose und Salzen

emulgiert wird. Die durchschnittliche Partikelgröße in der so erhaltenen Mikroemulsion soll zwischen 25 und 300 µm liegen.

5 Gegenstand der vorliegenden Erfindung sind Injektionsformulierungen von Avermectinen und Milbemycinen auf Basis eines Lösungsmittelgemischs, enthaltend Sesamöl, mittelkettige Triglyceride oder Glycolester oder Fettsäureester und einem weiteren Solvenz.

Die Formulierungen enthalten bevorzugt

1. Wirkstoff 0,2 bis 5 % M/V;
2. Sesamöl 60 bis 90 % V/V;
- 10 3. mittelkettige Triglyceride oder Glycolester oder Fettsäureester 10 bis 30 Vol.-%;
4. 1 bis 20 Vol.-% Benzylalkohol oder Propylenglykol oder andere geeignete aliphatische oder aromatische ein- oder mehrwertige Alkohole und deren Derivate (z.B. cyclische Carbonate, Acetate, Acetale/Ketale) oder Rizinusöl;
- 15 5. gegebenenfalls weitere Hilfsstoffe.

Die erfindungsgemäßen Formulierungen weisen eine hervorragende Löslichkeit für die Wirkstoffe auf.

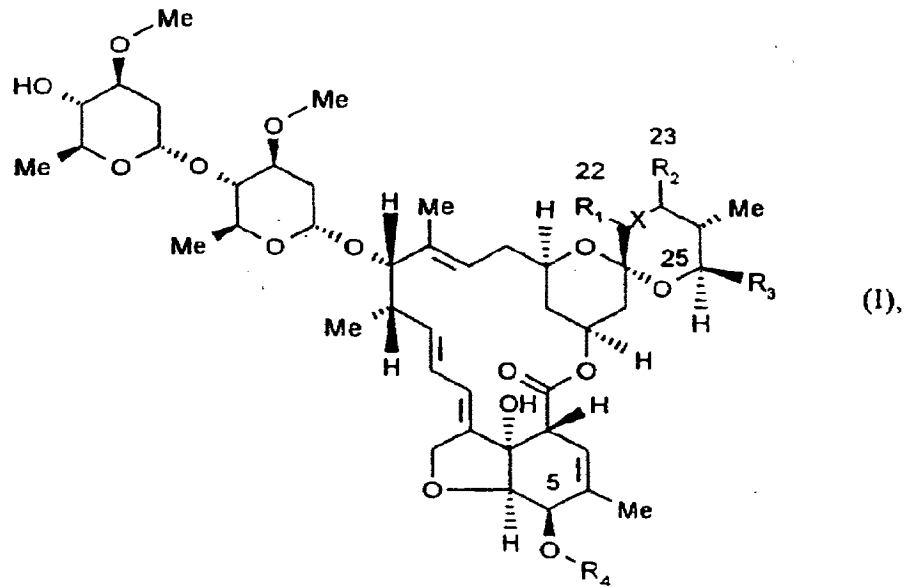
20 Die hohe Viskosität von Sesamöl kann durch Zusatz von mittelkettigen Triglyceriden oder Propylenglykol-octanoat/decanoat oder besonders Ethylester auf ein gewünschtes niedriges Maß eingestellt werden. Zusätzlich kann durch Addition von kleineren Volumina hydrophiler Lösemittel wie Benzylalkohol, Propylenglykol oder Propylencarbonat unter Beibehaltung eines einphasigen Systems die Löslichkeit des Wirkstoffs verbessert, die Viskosität weiter herabgesetzt und die Bioverfügbarkeit des Wirkstoffs verbessert werden. Als einziges Triglycerid weist
25 Rizinusöl ein hohes Lösepotential für die in Frage stehenden Wirkstoffe auf.

Die in den erfindungsgemäßen Formulierungen eingesetzten Wirkstoffe sind bekannt.

5 Avermectine wurden aus dem Mikroorganismus *Streptomyces avermitilis* als mikrobielle Metabolite isoliert (US-Pat. 4 310 519) und können im wesentlichen als Gemisch, bestehend aus den acht Komponenten A_{1a}, A_{1b}, A_{2a}, A_{2b}, B_{1a}, B_{1b}, B_{2a} und B_{2b}, auftreten (I. Putter et al. *Experientia* 37 (1981) S. 963, Birkhäuser Verlag (Schweiz)). Daneben besitzen auch die synthetischen Derivate, insbesondere das 22,23 Dihydroavermectin B₁ (Ivermectin), Interesse (US-Pat. 4 199 569). Milbemycin B-41 D wurde fermentativ aus *Streptomyces*
10 *hygroscopicus* isoliert (vgl. "Milbemycin: Discovery and Development" I. Junya et al. *Annu. Rep. Sankyo Res. Lab.* 45 (1993), S. 1-98; JP-Pat. 8 378 549; GB 1 390 336).

Die Verwendung der Avermectine, z.B. 22,23-Dihydroavermectine B₁ (Ivermectin), und Milbemycine als Endoparasitizide ist bekannt und Gegenstand zahlreicher Patentanmeldungen sowie Übersichtsartikel (z.B. Biologische Wirkungen
15 in: "Ivermectin and Abamectin" W.C. Campbell, Ed., Springer Verlag, New York, N.Y., 1989; "Avermectins and Milbemycins Part II" H.G. Davies et al. *Chem. Soc. Rev.* 20 (1991) S. 271-339; Chemische Modifikationen in: G. Lukacs et al. (Eds.), Springer Verlag, New York, (1990), Chapter 3; Cydectin[®] [Moxidectin und
20 Derivate]; G.T. Carter et al. *J. Chem. Soc. Chem. Commun.* (1987), S. 402-404); EP 423 445-A1) "Doramectin - a potent novel endectozide" A.C. Goudie et al. *Vet. Parasitol.* 49 (1993), S. 5-15).

Besonders hervorgehoben seien Avermectine und deren Derivate der allgemeinen Formel (I)



in welcher

5 die Reste R^1 bis R^4 die in der nachfolgenden Tabelle 1 angegebene Bedeutung haben und X für eine Einfach- oder Doppelbindung zwischen der C_{22} - und C_{23} -Position ($-C_{22}R^1-X-C_{23}R^2-$) stehen kann.

Im Falle einer Doppelbindung befinden sich keine Substituenten (R^1 , R^2) an der C_{22} - und C_{23} -Position.

Tabelle I

Makrocyclisches Lacton	$-C_{22}R^1-X-C_{23}R^2-$	R^1	R^2
Avermectin A _{1a}	-CH=CH-	-sec-Bu	-Me
Avermectin A _{1b}	-CH=CH-	-iso-Pr	-Me
Avermectin A _{2a}	-CH ₂ -CHOH-	-sec-Bu	-Me
Avermectin A _{2b}	-CH ₂ -CHOH-	-iso-Pr	-Me
Avermectin B _{1a}	-CH=CH-	-sec-Bu	-H
Avermectin B _{1b}	-CH=CH-	-iso-Pr	-H
Avermectin B _{2a}	-CH ₂ -CHOH-	-sec-Bu	-H
Avermectin B _{2b}	-CH ₂ -CHOH-	-iso-Pr	-H
22,23-Dihydroavermectin B _{1a}	-CH ₂ -CH ₂ -	-sec-Bu	-H
22,23-Dihydroavermectin B _{1b}	-CH ₂ -CH ₂ -	-iso-Pr	-H
Doramectin	-CH=CH-	-Chx	-H

22,23-Dihydroavermectin B₁ steht für Ivermectin;

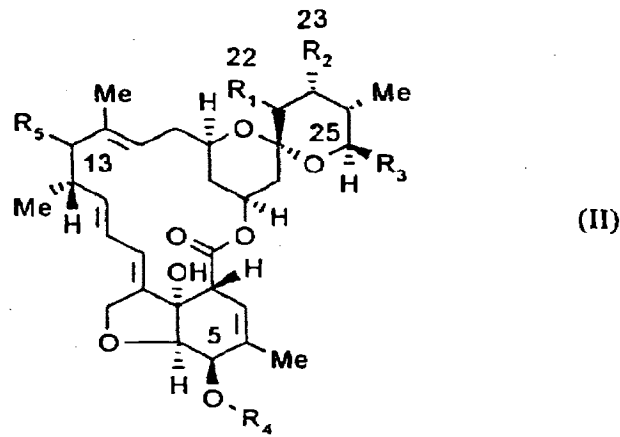
sec-Bu = sekundär Butyl; iso-Pr = Isopropyl; Chx = Cyclohexyl; -Me = Methyl

Die Avermectine und 22,23-Dihydroavermectine B₁ (Ivermectin) der allgemeinen Formel (I) werden in der Regel als Gemische eingesetzt. Von besonderem Interesse ist hierbei das Produkt Abamectin, das die Avermectine B₁ enthält, und deren Hydrierungsprodukte, die 22,23-Dihydroavermectine B₁ (Ivermectin).

Die mit "b" bezeichneten Verbindungen der makrocyclischen Lactone, die in der C₂₅-Position einen iso-Propylrest besitzen, müssen nicht notwendigerweise von den "a" Verbindungen, welche eine sec-Butylgruppe in der C₂₅-Position haben, getrennt werden. Es wird generell das Gemisch beider Substanzen, bestehend aus > 80 % sec-Butylderivat (B_{1a}) und < 20 % iso-Propylderivat (B_{1b}) isoliert, und kann erfindungsgemäß verwendet werden. Zudem können bei den Stereoisomeren die Substituenten in der C₁₃- und C₂₃-Position sowohl α - als auch β -ständig am Ringsystem angeordnet sein, d. h. sich oberhalb oder unterhalb der Molekülebene befinden. In jedem Fall werden alle Stereoisomeren erfindungsgemäß berücksichtigt.

Besonders genannt seien die Milbemycine. Die Milbemycine haben die gleiche makrolide Ringstruktur wie die Avermectine oder 22,23-Dihydroavermectine B₁ (Ivermectine), tragen aber keinen Substituenten (d.h. fehlendes Oleandrose-Di-saccharidfragment) in Position 13 (R⁵ = Wasserstoff).

- 5 Beispielhaft seien als Milbemycine aus der Klasse der macrocyclischen Lactone die Verbindungen mit der allgemeinen Formel (II) genannt

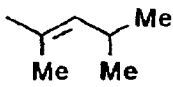
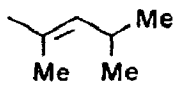


in welcher

die Reste R¹ bis R⁵ die in der nachfolgenden Tabelle 2 angegebene Bedeutung haben:

10

Tabelle 2

Makrocyclisches Lacton	R ¹	R ²	R ³	R ⁴	R ⁵
Milbemycin B41 D	-H	-H	-iso-Pr	-H	-H
5 Nemadectin	-H	-OH		-H	-H
Moxidectin	-H	=N-O-Me		-H	-H

iso-Pr = Isopropyl

Ganz besonders hervorgehoben seien die Wirkstoffe

- 10 Avermectin B_{1a}/B_{1b} (Abamectin),
 22,23-Dihydroavermectin B_{1a}/B_{1b} (Ivermectin),
 Doramectin,
 Moxidectin.

15 Die Wirkstoffe liegen in den erfindungsgemäßen Formulierungen in Konzentrationen von 0,2 bis 5 %, bevorzugt von 0,5 bis 2 %, besonders bevorzugt 1 % M/V vor.

Das in den erfindungsgemäßen Formulierungen eingesetzte Sesamöl (60 bis 90 % V/V) ist bekannt.

Die in den erfindungsgemäßen Formulierungen eingesetzten Viskositätsniedriger, insbesondere Ethyloleat, sind bekannt.

20 Gute und als Bestandteil von Injektabilia einsetzbare weitere Lösungsmittel für die Wirkstoffe sind namentlich Benzylalkohol, Propylenglykol, Glycerinformal, Propylencarbonat, Triacetin, die Myvacete[®] (Warenzeichen von Eastman), Propylengly-

koldiacetat, Polyethylenglykol 400, Tetraglykol sowie Rizinusöl. Besonders bevorzugt sind Benzylalkohol (1 bis 5 % V/V) und Rizinusöl (10 bis 20 % V/V).

Die Löslichkeit von Ivermectin beträgt in Benzylalkohol > 40 Gew.-%, in Rizinusöl ~ 4 Gew.-%.

- 5 Weitere Zusätze zu den erfindungsgemäßen Formulierungen sind Stabilisatoren wie Butylhydroxyanisol (BHA), Butylhydroxytoluol (BHT) oder Propylgallat von insgesamt bis zu 1000 ppm. Besonders geeignete Stabilisatorkombinationen und -konzentrationen sind z.B. 100 ppm BHA oder 100 ppm BHA plus 150 ppm Propylgallat oder 200 ppm BHA plus 100 ppm Propylgallat.
- 10 Die Viskosität der erfindungsgemäßen Formulierungen liegt zwischen 20 bis 60 mPa.s (20°C), bevorzugt zwischen 25 bis 55 mPa.s (20°C), besonders bevorzugt zwischen 30 und 51 mPa.s (20°C).

Die folgenden Beispiele erläutern die Erfindung.

Anmerkung:

$$V/V = \frac{\text{Volumen}}{\text{Volumen}} \text{ entspricht Volumenprozent}$$

$$M/V = \frac{\text{Masse}}{\text{Volumen}}$$

1 % M/V heißt z.B. 10 mg Wirkstoff in 1 ml Lösung.

Beispiel 1

	Sesamöl	q.s. 100 % V/V
	Ethyloleat	10 % V/V
	Benzylalkohol	2 % V/V
5	Ivermectin	1 % M/V
	Butylhydroxyanisol (BHA)	100 ppm (Δ 0,01 % M/V)
	Dichte:	0,922 g/ml
	Viskosität:	44 mPa.s bei 20°C
		85 mPa.s bei 5°C
10		24 mPa.s bei 39°C

Beispiel 2

	Sesamöl	q.s. 100 % V/V
	Ethyloleat	20 % V/V
	Rizinusöl	10 % V/V
15	Ivermectin	1 % M/V
	Butylhydroxyanisol (BHA)	100 ppm (Δ 0,01 % M/V)
	Dichte:	0,927 g/ml
	Viskosität:	38 mPa.s bei 20°C
		83 mPa.s bei 5°C

20 **Allgemeine Herstellvorschrift für die Beispiele 1 und 2 als sterile Lösungen zur Injektion:**

25 Sesamöl und Ethyloleat, mit 100 ppm BHA versehen, werden in einen Edelstahlbehälter eingewogen und unter Rühren homogenisiert. Unter weiterem Rühren wird das Ivermectin, in Benzylalkohol oder Rizinusöl gelöst bzw. angelöst, eingebracht. Die Mischung wird auf 40 bis 60°C erwärmt, um die rasche, vollständige Auflösung des Wirkstoffs zu garantieren (alles unter Stickstoffbegasung).

Dann wird bei gleicher Temperatur über ein 0,22 µm Filter steriltriert (in der Regel wird ein 0,45 µm oder 1 µm Filter vorgeschaltet). Es folgt aseptische Abfüllung in Braunglasflaschen.

- 5 Die so hergestellten Formulierungen sind bei der Anwendung am Rind hervorragend verträglich. Sie sind außerdem über mindestens 6 Wochen bei Temperaturen von 60°C lagerstabil.

Patentansprüche

1. Injektionsformulierungen von Avermectinen und Milbemycinen auf Basis eines Lösungsmittelgemischs, enthaltend Sesamöl, mittelkettige Triglyceride, Glycolester oder Fettsäureester und ein weiteres Solvenz aus der Reihe ein- oder mehrwertiger aliphatischer oder aromatischer Alkohole und deren Derivate (z.B. cyclische Carbonate; Acetate; Acetale; Ketale) oder Rizinusöl.
5
2. Formulierungen gemäß Anspruch 1, dadurch gekennzeichnet, daß sie folgende Zusammensetzung haben:
 - 10 1. Wirkstoff 0,2 bis 5 % M/V;
 2. Sesamöl 60 bis 90 % V/V;
 3. 10 bis 30 Vol.-% mittelkettige Triglyceride oder Glycolester oder Fettsäureester;
 - 15 4. 1 bis 20 % Co-Lösungsmittel aus der Reihe ein- oder mehrwertiger aliphatischer oder aromatischer Alkohole und deren Derivate oder Rizinusöl;
 5. gegebenenfalls weitere Hilfsstoffe.
3. Formulierungen gemäß Anspruch 1 der folgenden Zusammensetzung:
20 0,2 bis 5 % M/V eines Avermectins oder Milbemycins in einem Lösungsmittelgemisch bestehend aus 60 bis 90 % V/V Sesamöl, sowie 10 bis 30 % V/V Ethyloleat oder Miglyol[®]812 oder Miglyol[®]840 und 1 bis 5 % V/V Benzylalkohol oder 10 bis 20 % V/V Rizinusöl sowie gegebenenfalls bis zu 1000 ppm Stabilisatoren.
4. Formulierungen gemäß Anspruch 1 der folgenden Zusammensetzung:
25 1 % M/V Ivermectin, 65 bis 90 % V/V Sesamöl, 10 bis 20 % V/V Ethyloleat und 1 bis 3 % V/V Benzylalkohol oder 10 % V/V Rizinusöl sowie gegebenenfalls bis zu 500 ppm Stabilisatoren.

5. Verfahren zur Herstellung der Formulierungen gemäß Anspruch 1, dadurch gekennzeichnet, daß man den Wirkstoff in Rizinusöl oder Benzylalkohol (an)löst und die restlichen Lösungsmittel zufügt oder, daß man den Wirkstoff in einer Mischung aus allen drei Lösungsmitteln auflöst.
- 5 6. Verwendung von Rizinusöl oder Benzylalkohol als Lösungsverbesserer in einer Formulierung gemäß Anspruch 1.

INTERNATIONAL SEARCH REPORT

Internat'l Application No

PCT/EP 97/04867

A. CLASSIFICATION OF SUBJECT MATTER

IPC 6 A61K31/71 A61K47/10 A61K47/14 A61K47/44

According to International Patent Classification (IPC) or to both national classification and IPC

B. FIELDS SEARCHED

Minimum documentation searched (classification system followed by classification symbols)

IPC 6 A61K

Documentation searched other than minimum documentation to the extent that such documents are included in the fields searched

Electronic data base consulted during the international search (name of data base and, where practical, search terms used)

C. DOCUMENTS CONSIDERED TO BE RELEVANT

Category *	Citation of document, with indication, where appropriate, of the relevant passages	Relevant to claim No.
Y	EP 0 393 890 A (PFIZER) 24 October 1990 cited in the application see the whole document	1-6
Y	EP 0 525 307 A (AMERICAN CYANAMID) 3 February 1993 cited in the application see claims see example 2	1-6
Y	EP 0 535 734 A (MERCK) 7 April 1993 cited in the application see claims 1,8	1-6
Y	GB 2 275 193 A (MERCK) 24 August 1994 see examples 8,9	1-6

Further documents are listed in the continuation of box C.

Patent family members are listed in annex.

* Special categories of cited documents :

- "A" document defining the general state of the art which is not considered to be of particular relevance
- "E" earlier document but published on or after the international filing date
- "L" document which may throw doubts on priority claim(s) or which is cited to establish the publication date of another citation or other special reason (as specified)
- "O" document referring to an oral disclosure, use, exhibition or other means
- "P" document published prior to the international filing date but later than the priority date claimed

- "T" later document published after the international filing date or priority date and not in conflict with the application but cited to understand the principle or theory underlying the invention
- "X" document of particular relevance; the claimed invention cannot be considered novel or cannot be considered to involve an inventive step when the document is taken alone
- "Y" document of particular relevance; the claimed invention cannot be considered to involve an inventive step when the document is combined with one or more other such documents, such combination being obvious to a person skilled in the art.
- "Δ" document member of the same patent family

Date of the actual completion of the international search

27 January 1998

Date of mailing of the international search report

03/02/1998

Name and mailing address of the ISA
European Patent Office, P.B. 5818 Patentlaan 2
NL - 2280 HV Rijswijk
Tel. (+31-70) 340-2040, Tx. 31 651 epo nl.
Fax: (+31-70) 340-3016

Authorized officer

Scarponi, U

INTERNATIONAL SEARCH REPORT

International Application No
PCT/EP 97/04867

C.(Continuation) DOCUMENTS CONSIDERED TO BE RELEVANT		
Category *	Citation of document, with indication, where appropriate, of the relevant passages	Relevant to claim No.
A	EP 0 045 655 A (MERCK) 10 February 1982 cited in the application see the whole document	1-6
A	EP 0 146 414 A (MERCK) 26 June 1985 cited in the application see the whole document	1-6
A	EP 0 413 538 A (MERCK) 20 February 1991 cited in the application see the whole document	1-6
Y,P	WO 97 11709 A (ASHMONT) 3 April 1997 see claims	1-6
E	WO 97 37653 A (BAYER) 16 October 1997 see the whole document	1-6

1

INTERNATIONAL SEARCH REPORT

Information on patent family members

International Application No

PCT/EP 97/04867

Patent document cited in search report	Publication date	Patent family member(s)	Publication date
EP 393890 A	24-10-90	SG 27894 A	17-03-95
		AP 133 A	05-06-91
		AU 609660 B	02-05-91
		AU 5311990 A	08-11-90
		BG 60543 B	28-08-95
		CA 2014157 A,C	11-10-90
		CN 1046282 A	24-10-90
		CY 1777 A	20-10-95
		EG 18956 A	30-04-94
		ES 2052173 T	01-07-94
		FI 92015 B	15-06-94
		HK 39294 A	06-05-94
		HU 9500135 A	28-07-95
		IE 62933 B	08-03-95
		JP 1921370 C	07-04-95
		JP 2290820 A	30-11-90
		JP 6047548 B	22-06-94
		MX 20250 A	01-11-93
		NO 175882 B	19-09-94
		OA 9203 A	30-06-92
PT 93697 B	30-08-96		
SU 1836084 A	23-08-93		
EP 525307 A	03-02-93	AT 134873 T	15-03-96
		AU 651229 B	14-07-94
		AU 2047292 A	28-01-93
		CA 2074348 A	24-01-93
		CN 1068735 A	10-02-93
		DE 69208765 D	11-04-96
		DE 69208765 T	26-09-96
		ES 2086022 T	16-06-96
		IL 102567 A	31-10-96
		JP 5194211 A	03-08-93
		MX 9204135 A	01-01-93
		NZ 243619 A	22-12-94
		EP 535734 A	07-04-93
JP 5246893 A	24-09-93		
JP 6072108 B	14-09-94		
ZA 9207457 A	07-04-93		

INTERNATIONAL SEARCH REPORT

Information on patent family members

International Application No

PCT/EP 97/04867

Patent document cited in search report	Publication date	Patent family member(s)	Publication date
GB 2275193 A	24-08-94	NONE	
EP 45655 A	10-02-82	AR 229354 A AU 551280 B AU 7361281 A CA 1162857 A DK 345081 A, B, JP 1801578 C JP 5007371 B JP 57065330 A OA 6863 A US 4389397 A	29-07-83 24-04-86 11-02-82 28-02-84 05-02-82 12-11-93 28-01-93 20-04-82 28-02-83 21-06-83
EP 146414 A	26-06-85	AU 560864 B AU 3702484 A CA 1267844 A DK 619784 A, B, HK 5091 A JP 1900831 C JP 6023100 B JP 60169415 A US 4853372 A	16-04-87 04-07-85 17-04-90 23-06-85 18-01-91 27-01-95 30-03-94 02-09-85 01-08-89
EP 413538 A	20-02-91	AU 627610 B AU 6094690 A CA 2022892 A DE 69003906 D DE 69003906 T JP 3169812 A	27-08-92 14-02-91 15-02-91 18-11-93 05-05-94 23-07-91
WO 9711709 A	03-04-97	NZ 280085 A AU 7100296 A	22-09-97 17-04-97
WO 9737653 A	16-10-97	DE 19613972 A AU 2506697 A	16-10-97 29-10-97

INTERNATIONALER RECHERCHENBERICHT

intern 1000 Aktenzeichen

PCT/EP 97/04867

A. KLASSIFIZIERUNG DES ANMELDUNGSGEGENSTANDES
 IPK 6 A61K31/71 A61K47/10 A61K47/14 A61K47/44

Nach der Internationalen Patentklassifikation (IPK) oder nach der nationalen Klassifikation und der IPK

B. RECHERCHIERTE GEBIETE
 Recherchiertes Mindestprüfstoff (Klassifikationssystem und Klassifikationssymbole)
 IPK 6 A61K

Recherchierte aber nicht zum Mindestprüfstoffgehörende Veröffentlichungen, soweit diese unter die recherchierten Gebiete fallen

Während der internationalen Recherche konsultierte elektronische Datenbank (Name der Datenbank und evtl. verwendete Suchbegriffe)

C. ALS WESENTLICH ANGESEHENE UNTERLAGEN

Kategorie*	Bezeichnung der Veröffentlichung, soweit erforderlich unter Angabe der in Betracht kommenden Teile	Betr. Anspruch Nr.
Y	EP 0 393 890 A (PFIZER) 24.Oktober 1990 in der Anmeldung erwähnt siehe das ganze Dokument ---	1-6
Y	EP 0 525 307 A (AMERICAN CYANAMID) 3.Februar 1993 in der Anmeldung erwähnt siehe Ansprüche siehe Beispiel 2 ---	1-6
Y	EP 0 535 734 A (MERCK) 7.April 1993 in der Anmeldung erwähnt siehe Ansprüche 1,8 ---	1-6
Y	GB 2 275 193 A (MERCK) 24.August 1994 siehe Beispiele 8,9 ---	1-6
	-/--	

Weitere Veröffentlichungen sind der Fortsetzung von Feld C zu entnehmen Siehe Anhang Patentfamilie

- * Besondere Kategorien von angegebenen Veröffentlichungen
- "A" Veröffentlichung, die den allgemeinen Stand der Technik definiert, aber nicht als besonders bedeutsam anzusehen ist
- "E" älteres Dokument, das jedoch erst am oder nach dem internationalen Anmeldedatum veröffentlicht worden ist
- "L" Veröffentlichung, die geeignet ist, einen Prioritätsanspruch zweifelhaft erscheinen zu lassen, oder durch die das Veröffentlichungsdatum einer anderen im Recherchenbericht genannten Veröffentlichung belegt werden soll oder die aus einem anderen besonderen Grund angegeben ist (wie ausgeführt)
- "O" Veröffentlichung, die sich auf eine mündliche Offenbarung, eine Benutzung, eine Ausstellung oder andere Maßnahmen bezieht
- "P" Veröffentlichung, die vor dem internationalen Anmeldedatum, aber nach dem beanspruchten Prioritätsdatum veröffentlicht worden ist
- "T" Spätere Veröffentlichung, die nach dem internationalen Anmeldedatum oder dem Prioritätsdatum veröffentlicht worden ist und mit der Anmeldung nicht kollidiert, sondern nur zum Verständnis des der Erfindung zugrundeliegenden Prinzips oder der ihr zugrundeliegenden Theorie angegeben ist
- "X" Veröffentlichung von besonderer Bedeutung; die beanspruchte Erfindung kann allein aufgrund dieser Veröffentlichung nicht als neu oder auf erfindersicher Tätigkeit beruhend betrachtet werden
- "Y" Veröffentlichung von besonderer Bedeutung; die beanspruchte Erfindung kann nicht als auf erfindersicher Tätigkeit beruhend betrachtet werden, wenn die Veröffentlichung mit einer oder mehreren anderen Veröffentlichungen dieser Kategorie in Verbindung gebracht wird und diese Verbindung für einen Fachmann naheliegend ist
- "Z" Veröffentlichung, die Mitglied derselben Patentfamilie ist

Datum des Abschlusses der internationalen Recherche: **27. Januar 1998**

Abenddatum des internationalen Recherchenberichts: **03/02/1998**

Name und Postanschrift der Internationalen Recherchenbehörde
 Europäisches Patentamt, P.B. 5618 Patentlaan 2
 NL - 2280 HV Rijswijk
 Tel. (+31-70) 340-2040, Tr. 31 651 epo nl,
 Fax: (+31-70) 340-3016

Bevollmächtigter Bediensteter
Scarponi, U

INTERNATIONALER RECHERCHENBERICHT

Internales Aktenzeichen
PCT/EP 97/04867

C.(Fortsetzung) ALS WESENTLICH ANGESEHENE UNTERLAGEN		
Kategorie*	Bezeichnung der Veröffentlichung, soweit erforderlich unter Angabe der in Betracht kommenden Teile	Betr. Anspruch Nr.
A	EP 0 045 655 A (MERCK) 10.Februar 1982 in der Anmeldung erwähnt siehe das ganze Dokument ---	1-6
A	EP 0 146 414 A (MERCK) 26.Juni 1985 in der Anmeldung erwähnt siehe das ganze Dokument ---	1-6
A	EP 0 413 538 A (MERCK) 20.Februar 1991 in der Anmeldung erwähnt siehe das ganze Dokument ---	1-6
Y,P	WO 97 11709 A (ASHMONT) 3.April 1997 siehe Ansprüche ---	1-6
E	WO 97 37653 A (BAYER) 16.Oktober 1997 siehe das ganze Dokument -----	1-6

1

INTERNATIONALER RECHERCHENBERICHT

Angaben zu Veröffentlichung. Sie zur selben Patentfamilie gehören

Internationale Akzienzeichen

PCT/EP 97/04867

Im Recherchenbericht angeführtes Patentdokument	Datum der Veröffentlichung	Mitglied(er) der Patentfamilie	Datum der Veröffentlichung
EP 393890 A	24-10-90	SG 27894 A	17-03-95
		AP 133 A	05-06-91
		AU 609660 B	02-05-91
		AU 5311990 A	08-11-90
		BG 60543 B	28-08-95
		CA 2014157 A,C	11-10-90
		CN 1046282 A	24-10-90
		CY 1777 A	20-10-95
		EG 18956 A	30-04-94
		ES 2052173 T	01-07-94
		FI 92015 B	15-06-94
		HK 39294 A	06-05-94
		HU 9500135 A	28-07-95
		IE 62933 B	08-03-95
		JP 1921370 C	07-04-95
		JP 2290820 A	30-11-90
		JP 6047548 B	22-06-94
		MX 20250 A	01-11-93
		NO 175882 B	19-09-94
		OA 9203 A	30-06-92
PT 93697 B	30-08-96		
SU 1836084 A	23-08-93		
EP 525307 A	03-02-93	AT 134873 T	15-03-96
		AU 651229 B	14-07-94
		AU 2047292 A	28-01-93
		CA 2074348 A	24-01-93
		CN 1068735 A	10-02-93
		DE 69208765 D	11-04-96
		DE 69208765 T	26-09-96
		ES 2086022 T	16-06-96
		IL 102567 A	31-10-96
		JP 5194211 A	03-08-93
		MX 9204135 A	01-01-93
		NZ 243619 A	22-12-94
		EP 535734 A	07-04-93
JP 5246893 A	24-09-93		
JP 6072108 B	14-09-94		
ZA 9207457 A	07-04-93		

INTERNATIONALER RECHERCHENBERICHT

Angaben zu Veröffentlichung, die zur selben Patentfamilie gehören

Internationales Aktenzeichen

PCT/EP 97/04867

Im Recherchenbericht angeführtes Patentdokument	Datum der Veröffentlichung	Mitglied(er) der Patentfamilie	Datum der Veröffentlichung
GB 2275193 A	24-08-94	KEINE	
EP 45655 A	10-02-82	AR 229354 A AU 551280 B AU 7361281 A CA 1162857 A DK 345081 A, B, JP 1801578 C JP 5007371 B JP 57065330 A OA 6863 A US 4389397 A	29-07-83 24-04-86 11-02-82 28-02-84 05-02-82 12-11-93 28-01-93 20-04-82 28-02-83 21-06-83
EP 146414 A	26-06-85	AU 560864 B AU 3702484 A CA 1267844 A DK 619784 A, B, HK 5091 A JP 1900831 C JP 6023100 B JP 60169415 A US 4853372 A	16-04-87 04-07-85 17-04-90 23-06-85 18-01-91 27-01-95 30-03-94 02-09-85 01-08-89
EP 413538 A	20-02-91	AU 627610 B AU 6094690 A CA 2022892 A DE 69003906 D DE 69003906 T JP 3169812 A	27-08-92 14-02-91 15-02-91 18-11-93 05-05-94 23-07-91
WO 9711709 A	03-04-97	NZ 280085 A AU 7100296 A	22-09-97 17-04-97
WO 9737653 A	16-10-97	DE 19613972 A AU 2506697 A	16-10-97 29-10-97

THIS PAGE BLANK (USPTO)



UNITED STATES DEPARTMENT OF COMMERCE
Patent and Trademark Office

ASSISTANT SECRETARY AND COMMISSIONER
OF PATENTS AND TRADEMARKS
Washington, D.C. 20231

#7
mg
3/5/02

TECH CENTER 1600/2900

FEB 28 2002

RECEIVED

CHANGE OF ADDRESS/POWER OF ATTORNEY

FILE LOCATION 16G4 SERIAL NUMBER 09756291 PATENT NUMBER

THE CORRESPONDENCE ADDRESS HAS BEEN CHANGED TO CUSTOMER # 9629

THE PRACTITIONERS OF RECORD HAVE BEEN CHANGED TO CUSTOMER # 9629

THE FEE ADDRESS HAS BEEN CHANGED TO CUSTOMER # 9629

ON 02/07/02 THE ADDRESS OF RECORD FOR CUSTOMER NUMBER 9629 IS:

MORGAN LEWIS & BOCKIUS LLP
1111 PENNSYLVANIA AVENUE NW
WASHINGTON DC 20004

AND THE PRACTITIONERS OF RECORD FOR CUSTOMER NUMBER 9629 ARE:

16773	20534	25323	27890	30191	30988	32541	32676	33652	33701
33818	34658	35035	35861	36317	36787	37028	37525	38708	39887
40411	40420	40506	40541	40586	40624	40940	41023	41040	41146
41161	42030	42621	42623	42788	43210	43337	43371	43378	43690
43694	43782	43828	43877	44478	44479	45206	45397	45807	45841
46277	46340	46553	46840	46882	47142	47269	47278	47300	47302
47304	47362	47630	48107	48183	48463	48513	49086	49088	

PTO INSTRUCTIONS: PLEASE TAKE THE FOLLOWING ACTION WHEN THE CORRESPONDENCE ADDRESS HAS BEEN CHANGED TO CUSTOMER NUMBER: RECORD, ON THE NEXT AVAILABLE CONTENTS LINE OF THE FILE JACKET, 'ADDRESS CHANGE TO CUSTOMER NUMBER'. LINE THROUGH THE OLD ADDRESS ON THE FILE JACKET LABEL AND ENTER ONLY THE 'CUSTOMER NUMBER' AS THE NEW ADDRESS. FILE THIS LETTER IN THE FILE JACKET. WHEN ABOVE CHANGES ARE ONLY TO FEE ADDRESS AND/OR PRACTITIONERS OF RECORD, FILE LETTER IN THE FILE JACKET. THIS FILE IS ASSIGNED TO GAU 1617.



UNITED STATES PATENT AND TRADEMARK OFFICE

UNITED STATES DEPARTMENT OF COMMERCE
United States Patent and Trademark Office
Address: COMMISSIONER OF PATENTS AND TRADEMARKS
Washington, D.C. 20231
www.uspto.gov

APPLICATION NO.	FILING DATE	FIRST NAMED INVENTOR	ATTORNEY DOCKET NO.	CONFIRMATION NO.
09/756,291	01/09/2001	John R. Evans	PM 275507 PHM70635/US	5974

9629 7590 03/13/2002

MORGAN LEWIS & BOCKIUS LLP
1111 PENNSYLVANIA AVENUE NW
WASHINGTON, DC 20004

EXAMINER

HUI, SAN MING R

ART UNIT	PAPER NUMBER
1617	9

DATE MAILED: 03/13/2002

Please find below and/or attached an Office communication concerning this application or proceeding.

Office Action Summary

Application No. 09/756,291	Applicant(s) EVANS ET AL.	
Examiner San-ming Hui	Art Unit 1617	

-- The MAILING DATE of this communication appears on the cover sheet with the correspondence address --

Period for Reply

A SHORTENED STATUTORY PERIOD FOR REPLY IS SET TO EXPIRE 3 MONTH(S) FROM THE MAILING DATE OF THIS COMMUNICATION.

- Extensions of time may be available under the provisions of 37 CFR 1.136(a). In no event, however, may a reply be timely filed after SIX (6) MONTHS from the mailing date of this communication.
- If the period for reply specified above is less than thirty (30) days, a reply within the statutory minimum of thirty (30) days will be considered timely.
- If NO period for reply is specified above, the maximum statutory period will apply and will expire SIX (6) MONTHS from the mailing date of this communication.
- Failure to reply within the set or extended period for reply will, by statute, cause the application to become ABANDONED (35 U.S.C. § 133).
- Any reply received by the Office later than three months after the mailing date of this communication, even if timely filed, may reduce any earned patent term adjustment. See 37 CFR 1.704(b).

Status

- 1) Responsive to communication(s) filed on 01 February 2002.
- 2a) This action is FINAL.
- 2b) This action is non-final.
- 3) Since this application is in condition for allowance except for formal matters, prosecution as to the merits is closed in accordance with the practice under *Ex parte Quayle*, 1935 C.D. 11, 453 O.G. 213.

Disposition of Claims

- 4) Claim(s) 1-23 is/are pending in the application.
4a) Of the above claim(s) 1-20 and 23 is/are withdrawn from consideration.
- 5) Claim(s) _____ is/are allowed.
- 6) Claim(s) 21 and 22 is/are rejected.
- 7) Claim(s) _____ is/are objected to.
- 8) Claim(s) _____ are subject to restriction and/or election requirement.

Application Papers

- 9) The specification is objected to by the Examiner.
- 10) The drawing(s) filed on _____ is/are: a) accepted or b) objected to by the Examiner.
Applicant may not request that any objection to the drawing(s) be held in abeyance. See 37 CFR 1.85(a).
- 11) The proposed drawing correction filed on _____ is: a) approved b) disapproved by the Examiner.
If approved, corrected drawings are required in reply to this Office action.
- 12) The oath or declaration is objected to by the Examiner.

Priority under 35 U.S.C. §§ 119 and 120

- 13) Acknowledgment is made of a claim for foreign priority under 35 U.S.C. § 119(a)-(d) or (f).
a) All b) Some * c) None of:
1. Certified copies of the priority documents have been received.
2. Certified copies of the priority documents have been received in Application No. _____.
3. Copies of the certified copies of the priority documents have been received in this National Stage application from the International Bureau (PCT Rule 17.2(a)).
* See the attached detailed Office action for a list of the certified copies not received.
- 14) Acknowledgment is made of a claim for domestic priority under 35 U.S.C. § 119(e) (to a provisional application).
a) The translation of the foreign language provisional application has been received.
- 15) Acknowledgment is made of a claim for domestic priority under 35 U.S.C. §§ 120 and/or 121.

Attachment(s)

- 1) Notice of References Cited (PTO-892)
- 2) Notice of Draftsperson's Patent Drawing Review (PTO-948)
- 3) Information Disclosure Statement(s) (PTO-1449) Paper No(s) 7.
- 4) Interview Summary (PTO-413) Paper No(s) _____.
- 5) Notice of Informal Patent Application (PTO-152)
- 6) Other:

Art Unit: 1617

DETAILED ACTION

Applicant's election of the invention of Group II, claims 21-22 and the specie of disease state, breast cancer, in Paper No. 6, received February 1, 2002 is acknowledged. Because applicant did not distinctly and specifically point out the supposed errors in the restriction requirement, the election has been treated as an election without traverse (MPEP § 818.03(a)).

Claims 1-20, and 23 are withdrawn from further consideration pursuant to 37 CFR 1.142(b) as being drawn to a nonelected invention, there being no allowable generic or linking claim. Election was made **without** traverse in Paper No. 6.

Claim Objections

Claims 21 and 22 are objected to under 37 CFR 1.75(c) as being in improper form because a multiple dependent claim should refer to other claims in the alternative only. See MPEP § 608.01(n). Accordingly, the claims 21 and 22 have not been further treated on the merits.

Any inquiry concerning this communication or earlier communications from the examiner should be directed to San-ming Hui whose telephone number is (703) 305-1002. The examiner can normally be reached on Mon 9:00 to 1:00, Tu - Fri from 9:00 to 6:00.


If attempts to reach the examiner by telephone are unsuccessful, the examiner's supervisor, Minna Moezie, J.D., can be reached on (703) 308-4612. The fax phone

Art Unit: 1617

numbers for the organization where this application or proceeding is assigned are (703) 308-4556 for regular communications and (703) 308-4556 for After Final communications.

Any inquiry of a general nature or relating to the status of this application or proceeding should be directed to the receptionist whose telephone number is (703) 308-1235.

San-ming Hui
March 7, 2002


MINNA MOEZIE, J.D.
SUPERVISORY PATENT EXAMINER
TECHNOLOGY CENTER 1600

Atty. Dkt. No.	M#	Client Ref.
	056291-5004	Z70635
Applicant: Evans et al.		
Appl. No.: 09/756,291		
Filing Date: January 9, 2001		
Examiner: Stiller, K.		Group Art Unit: 1617


**INFORMATION DISCLOSURE STATEMENT
 BY APPLICANT**

Date: February 1, 2002 Page 1 of 3

RECEIVED
 FEB 06 2002
 TECH OPS
 1600/2900

U.S. PATENT DOCUMENTS

Examiner's Initials*	Document Number	Date MM/YYYY	Name (Family Name of First Inventor)	Class	Sub Class	Filing Date (if appropriate)
SH	AR 2,822,316	02/1958	Richter et al.			
	BR 2,983,649	05/1961	Ercoli et al.			
	CR 3,541,209	11/1970	Neumann et al.			
	DR 4,048,309	09/1977	Chen et al.			
	ER 4,048,310	09/1977	Chen et al.			
	FR 4,659,516	04/1987	Bowler et al.			
	GR 4,888,331	12/1989	Elger et al.			
	HR 5,095,129	03/1992	Ottow et al.			
SH	IR 5,183,814	02/1993	Dukes			



FOREIGN PATENT DOCUMENTS

	Document Number	Date MM/YYYY	Country	Inventor Name	English Abstract		Translation Readily Available	
					Enclosed	No	Enclose	No
SH	JR 0 138 504	04/1985	EPA	Bowler et al.				
	KR 0 346 014	12/1989	EPA	Dukes				
	LR 6241	09/1968	France	Schering AK	X			
	MR 817,241	07/1959	GB	Francesco Vismara, S.p.A.				
	NR 1 569 286	06/1980	GB	Schering AK				
	OR 1 207 571	10/1970	GB	Takeda Chemical Industries, Ltd.				
	PR 1 126 892	09/68	GB	Schering AK				
	QR 681014	02/1968	South Africa	Kimbel				
SH	RR 682530	04/1968	South Africa	Ufer et al.				

OTHER (Including in this order Author, Title, Periodical Name, Date, Pertinent Pages, etc.)

SH	SR	Anschel "Lösungsmittel und Lösungsvermittler in Injektionen", Pharm. Ind., 1965, Vol. 27 (11a), pp. 781-787				X
SH	TR	Davis et al., "17-Alpha-Hydroxyprogesterone-Caproate...with Chemically Pure Progesterone", J. Clin. Endocrinol. And Metabolism, 1955, Vol. 15, pp. 923-930				
SH	UR	Dukes et al., "Antiuterotrophic effects of the pure antioestrogen ICI 182, 780 ...quantitative magnetic resonance imaging"; J. Endocrinology, 1992, Vol. 138, pp. 203-209				
SH	VR	Dukes et al., "Antiuterotrophic effects of pure antioestrogen. ICI 182,780, ...the uterus in ovariectomized monkeys", J. Endocrinology, 1992, Vol. 135, pp. 239-247				

Examiner: *[Signature]* Date Considered: 3/6/02

*EXAMINER: Initial if citation considered, whether or not citation is in conformance with MPEP § 609. Draw line through citation if not in conformance and not considered. Include copy of this form with next communication to Applicant.

FORM PTO-1449 (modified)
 To: U.S. Department of Commerce
 Patent and Trademark Office

Atty. Dkt. No.

M#

Client Ref.

056291-5004

Z70635985

**INFORMATION DISCLOSURE STATEMENT
 BY APPLICANT**

Applicant: Evans et al.

Appln. No.: 09/756,291

Filing Date: January 9, 2001

Date: February 1, 2002

Page 2 of 3

Examiner: Stiller, K.

Group Art Unit: 617

RECEIVED
 FEB 06 2002
 TECH CENTER 1600/2900

U.S. PATENT DOCUMENTS

Examiner's Initials*	Document Number	Date MM/YYYY	Name (Family Name of First Inventor)	Class	Sub Class	Filing Date (if appropriate)
AR	5,484,801	01/1996	Al-Razzak et al.			
BR	5,733,902	03/1998	Schneider			
CR	5,929,030	07/1999	Hamied et al.			
DR						
ER						
FR						

FOREIGN PATENT DOCUMENTS

	Document Number	Date MM/YYYY	Country	Inventor Name	English Abstract		Translation Readily Available	
					Enclosed	No	Enclose	No
GR	549118	03/1977	Soviet Union	Prokofeva	X			
HR	676284	07/1979	Soviet Union	Bikkulov et al.	X			
IR	WO 95/12383	05/1995	WIPO	Fang et al.	X			
JR	WO 96/19997	07/1996	WIPO	Chwalisz et al.	X			
KR	WO 97/21440	06/1997	WIPO	Ferdinando et al.				
LR	WO 97/37653	10/1997	WIPO	Grosse-Bley et al.	X			
MR	WO 97/40823	11/1997	WIPO	Perry et al.				
NR	WO 98/11902	03/1998	WIPO	Grosse-Bley et al.	X			

OTHER (Including in this order Author, Title, Periodical Name, Date, Pertinent Pages, etc.)

OR	Howell et al., "Pharmacokinetics, pharmacological and anti-tumour effects of the specific anti-oestrogen ICI 182780 in women with advanced breast cancer", British Journal of Cancer, 1996, Vol. 74, pp. 300-308			
PR	Martindale, 32nd Ed., "Alcohol", Pharmaceutical Press, 1999, pp. 1099-1101			
QR	Martindale, 32nd Ed., "Benzoates" and "Benzyl Alcohol"; Pharmaceutical Press, 1999, pp. 1102-1104			
RR	Martindale, 32nd Ed., "Caster Oil"; 32nd Ed., Pharmaceutical Press, 1999, p. 1560			
SR	Migally, "Effect of Castor Oil and Benzyl Benzoate Used as a Vehicle for Antiandrogens on the Adrenal Cortex", Archives of Andrology 2, 1979 pp. 365-369			
TR	Pellegrino, "Use of 17 α Hydroxyprogesterone Caproate in Threatened Abortion", Current Therapeutic Research, Vol. 4, No. 6, June, 1962, pp. 301-305			
UR	Piver et al., "Medroxyprogesterone Acetate (Depo-Provera) vs. . . . Women with Metastatic Endometrial Adenocarcinoma", Cancer, Vol. 45, American Cancer Society, 1980, pp. 268-272			

Examiner

[Signature]

Date Considered:

3/6/02

*EXAMINER: Initial if citation considered, whether or not citation is in conformance with MPEP § 609. Draw line through citation if not in conformance and not considered. Include copy of this form with next communication to Applicant.

FORM PTO-1449. (modified)
 To: U.S. Department of Commerce
 Patent and Trademark Office

Atty. Dkt. No. M# Client Ref.
 056291-5004 Z70635/US

**INFORMATION DISCLOSURE STATEMENT
 BY APPLICANT**


Applicant: Evans et al.
 Appl. No.: 09/756,291
 Filing Date: January 9, 2001
 Examiner: Stiller, K. Group Art Unit: 17

Date: February 1, 2002 Page 3 of 3

RECEIVED
 FEB 06 2002
 TECH CENTER 1600/2908

U.S. PATENT DOCUMENTS

Examiner's Initials*	Document Number	Date MM/YYYY	Name (Family Name of First Inventor)	Class	Sub Class	Filing Date (if appropriate)
AR						
BR						
CR						
DR						
ER						



FOREIGN PATENT DOCUMENTS

	Document Number	Date MM/YYYY	Country	Inventor Name	English Abstract		Translation Readily Available	
					Enclosed	No	Enclose	No
FR								
GR								
HR								
IR								
JR								
KR								
LR								
MR								

OTHER (Including in this order Author, Title, Periodical Name, Date, Pertinent Pages, etc.)

SR	NR	Riffkin et al., "Castor Oil as a Vehicle for Parenteral Administration of Steroid Hormones", Journal of Pharmaceutical Sciences, Vol. 53, No. 8, August 1964, pp. 891-895						
	OR	Sawada et al., "Estrogen Receptor Antagonist ICI182,780 Exacerbates Ischemic Injury in Female Mouse", Journal of Cerebral Blood Flow and Metabolism, Vol. 20, No. 1, 2000, pp. 112-118.						
	PR	Vidal, Le Dictionnaire, "Benzo-Gynoestryl Retard", 1998 pg. 201						
	QR	Vidal, Le Dictionnaire, "Gravibinan", 1995, pp 660-661						
	RR	Vidal, Le Dictionnaire, "Parabolan", 1997, pg. 1245						
	SR	Vidal, Le Dictionnaire, "Trophobolene", 1997, pp. 1706-1707						
	TR	Wakeling et al., "A Potent Specific Pure Antiestrogen with Clinical Potential", Cancer Research, 1991, Vol. 51, pp. 3867-3873						
SH	UR	Waterton et al., "A Case of Adenomyosis in a Pigtailed Monkey...Treated with the Novel Pure Antiestrogen, ICI 182,780"; Laboratory Animal Science, 1993, Vol. 43, No. 3, 1993, pp. 247-251						

Examiner *[Signature]* Date Considered: 3/6/02

*EXAMINER: Initial if citation considered, whether or not citation is in conformance with MPEP § 609. Draw line through citation if not in conformance and not considered. Include copy of this form with next communication to Applicant.

Interview Summary	Application No.	Applicant(s)	
	09/756,291	EVANS ET AL.	
	Examiner	Art Unit	
	San-ming Hui	1617	

All participants (applicant, applicant's representative, PTO personnel):

- (1) San-ming Hui. (3)_____.
- (2) Mr. Donald Bird. (4)_____.

Date of Interview: 07 March 2002 .

Type: a) Telephonic b) Video Conference
c) Personal [copy given to: 1) applicant 2) applicant's representative]

Exhibit shown or demonstration conducted: d) Yes e) No.
If Yes, brief description: _____ .

Claim(s) discussed: 21 and 22 .

Identification of prior art discussed: None .

Agreement with respect to the claims f) was reached. g) was not reached. h) N/A.


Substance of Interview including description of the general nature of what was agreed to if an agreement was reached, or any other comments: The examiner has notified Mr. Bird, the attorney of record that all the claims drawn to the elected invention have improper multiple dependency. The examiner also requested the attorney to submit an amendment to correct the improper multiple dependency of the claims; however, the examiner was informed that such amendment would not be made at this time. .

(A fuller description, if necessary, and a copy of the amendments which the examiner agreed would render the claims allowable, if available, must be attached. Also, where no copy of the amendments that would render the claims allowable is available, a summary thereof must be attached.)

i) It is not necessary for applicant to provide a separate record of the substance of the interview (if box is checked).

Unless the paragraph above has been checked, THE FORMAL WRITTEN REPLY TO THE LAST OFFICE ACTION MUST INCLUDE THE SUBSTANCE OF THE INTERVIEW. (See MPEP Section 713.04). If a reply to the last Office action has already been filed, APPLICANT IS GIVEN ONE MONTH FROM THIS INTERVIEW DATE TO FILE A STATEMENT OF THE SUBSTANCE OF THE INTERVIEW. See Summary of Record of Interview requirements on reverse side or on attached sheet.

Examiner Note: You must sign this form unless it is an Attachment to a signed Office action.



Examiner's signature, if required

Summary of Record of Interview Requirements

Manual of Patent Examining Procedure (MPEP), Section 713.04, Substance of Interview Must be Made of Record

A complete written statement as to the substance of any face-to-face, video conference, or telephone interview with regard to an application must be made of record in the application whether or not an agreement with the examiner was reached at the interview.

Title 37 Code of Federal Regulations (CFR) § 1.133 Interviews

Paragraph (b)

In every instance where reconsideration is requested in view of an interview with an examiner, a complete written statement of the reasons presented at the interview as warranting favorable action must be filed by the applicant. An interview does not remove the necessity for reply to Office action as specified in §§ 1.111, 1.135. (35 U.S.C. 132)

37 CFR §1.2 Business to be transacted in writing.

All business with the Patent or Trademark Office should be transacted in writing. The personal attendance of applicants or their attorneys or agents at the Patent and Trademark Office is unnecessary. The action of the Patent and Trademark Office will be based exclusively on the written record in the Office. No attention will be paid to any alleged oral promise, stipulation, or understanding in relation to which there is disagreement or doubt.

The action of the Patent and Trademark Office cannot be based exclusively on the written record in the Office if that record is itself incomplete through the failure to record the substance of interviews.

It is the responsibility of the applicant or the attorney or agent to make the substance of an interview of record in the application file, unless the examiner indicates he or she will do so. It is the examiner's responsibility to see that such a record is made and to correct material inaccuracies which bear directly on the question of patentability.

Examiners must complete an Interview Summary Form for each interview held where a matter of substance has been discussed during the interview by checking the appropriate boxes and filling in the blanks. Discussions regarding only procedural matters, directed solely to restriction requirements for which interview recordation is otherwise provided for in Section 812.01 of the Manual of Patent Examining Procedure, or pointing out typographical errors or unreadable script in Office actions or the like, are excluded from the interview recordation procedures below. Where the substance of an interview is completely recorded in an Examiners Amendment, no separate Interview Summary Record is required.

The Interview Summary Form shall be given an appropriate Paper No., placed in the right hand portion of the file, and listed on the "Contents" section of the file wrapper. In a personal interview, a duplicate of the Form is given to the applicant (or attorney or agent) at the conclusion of the interview. In the case of a telephone or video-conference interview, the copy is mailed to the applicant's correspondence address either with or prior to the next official communication. If additional correspondence from the examiner is not likely before an allowance or if other circumstances dictate, the Form should be mailed promptly after the interview rather than with the next official communication.

The Form provides for recordation of the following information:

- Application Number (Series Code and Serial Number)
- Name of applicant
- Name of examiner
- Date of interview
- Type of interview (telephonic, video-conference, or personal)
- Name of participant(s) (applicant, attorney or agent, examiner, other PTO personnel, etc.)
- An indication whether or not an exhibit was shown or a demonstration conducted
- An identification of the specific prior art discussed
- An indication whether an agreement was reached and if so, a description of the general nature of the agreement (may be by attachment of a copy of amendments or claims agreed as being allowable). Note: Agreement as to allowability is tentative and does not restrict further action by the examiner to the contrary.
- The signature of the examiner who conducted the interview (if Form is not an attachment to a signed Office action)

It is desirable that the examiner orally remind the applicant of his or her obligation to record the substance of the interview of each case unless both applicant and examiner agree that the examiner will record same. Where the examiner agrees to record the substance of the interview, or when it is adequately recorded on the Form or in an attachment to the Form, the examiner should check the appropriate box at the bottom of the Form which informs the applicant that the submission of a separate record of the substance of the interview as a supplement to the Form is not required.

It should be noted, however, that the Interview Summary Form will not normally be considered a complete and proper recordation of the interview unless it includes, or is supplemented by the applicant or the examiner to include, all of the applicable items required below concerning the substance of the interview.

A complete and proper recordation of the substance of any interview should include at least the following applicable items:

- 1) A brief description of the nature of any exhibit shown or any demonstration conducted,
- 2) an identification of the claims discussed,
- 3) an identification of the specific prior art discussed,
- 4) an identification of the principal proposed amendments of a substantive nature discussed, unless these are already described on the Interview Summary Form completed by the Examiner,
- 5) a brief identification of the general thrust of the principal arguments presented to the examiner,
(The identification of arguments need not be lengthy or elaborate. A verbatim or highly detailed description of the arguments is not required. The identification of the arguments is sufficient if the general nature or thrust of the principal arguments made to the examiner can be understood in the context of the application file. Of course, the applicant may desire to emphasize and fully describe those arguments which he or she feels were or might be persuasive to the examiner.)
- 6) a general indication of any other pertinent matters discussed, and
- 7) if appropriate, the general results or outcome of the interview unless already described in the Interview Summary Form completed by the examiner.

Examiners are expected to carefully review the applicant's record of the substance of an interview. If the record is not complete and accurate, the examiner will give the applicant an extendable one month time period to correct the record.

Examiner to Check for Accuracy

If the claims are allowable for other reasons of record, the examiner should send a letter setting forth the examiner's version of the statement attributed to him or her. If the record is complete and accurate, the examiner should place the indication, "Interview Record OK" on the paper recording the substance of the interview along with the date and the examiner's initials.



PATENT
ATTORNEY DOCKET NO.: 056291-5044

TECH CENTER 1600/2900

SEP 17 2002

RECEIVED
1617

IN THE UNITED STATES PATENT AND TRADEMARK OFFICE

re PATENT APPLICATION of:

EVANS et al.

Appln. No.: 09/756,291

Filed: January 9, 2001

FOR: FORMULATION

)
) Group Art Unit: 1617
)
) Examiner: Hui, San Ming R.
)
)
)
)

Commissioner of Patents
Washington, D.C. 20231

Date: September 13, 2002

Sir:

AMENDMENT TRANSMITTAL FORM

1. Transmitted herewith is an Amendment responding to the Office Action dated March 13, 2002.

2. Additional papers enclosed:

- Second Information Disclosure Statement
- Third Information Disclosure Statement with Form PTO-1449 and 3 cited references
- Declaration of Biological Deposit
- Submission of "Sequence Listing", computer readable copy and/or amendment pertaining thereto for biotechnology invention containing nucleotide and/or amino acid sequence.
- Drawings: Formal Informal (Correction)

3. Extension of Time

The proceedings herein are for a patent application and the provisions of 37 C.F.R. § 1.136(a) apply.

- Applicant believes that no extension of time is required. However, this conditional petition is being made to provide for the possibility that applicant has inadvertently overlooked the need for a petition and fee for extension of time.
- Applicant petitions for an extension of time, the fees for which are set out in 37 C.F.R. § 1.17(a), for the total number of months checked below:

<u>Total Months Requested</u>	<u>Fee for Extension</u>	<u>[Fee for Small Entity]</u>
<input type="checkbox"/> one month	\$ 110.00	\$ 55.00
<input type="checkbox"/> two months	\$ 400.00	\$ 200.00
<input checked="" type="checkbox"/> three months	\$ 920.00	\$ 460.00
<input type="checkbox"/> four months	\$ 1,440.00	\$ 720.00
<input type="checkbox"/> five months	\$ 1,960.00	\$ 980.00

If an additional extension of time is required, please consider this a Petition therefor.

- An extension for _____ months has already been secured and the fee paid therefor of \$_____ is deducted from the total fee due for the total months of extension now requested.

Extension of time fee due with this request: \$920.00

4. Constructive Petition

- EXCEPT for issue fees payable under 37 C.F.R. § 1.18, the Commissioner is hereby authorized by this paper to charge any additional fees during the entire pendency of this application including fees due under 37 C.F.R. §§ 1.16 and 1.17 which may be required, including any required extension of time fees, or credit any overpayment to Deposit Account 50-0310. This paragraph is intended to be a CONSTRUCTIVE PETITION FOR EXTENSION OF TIME in accordance with 37 C.F.R. § 1.136(a)(3).


Fee Calculation (37 C.F.R. §1.16)

CLAIMS AS AMENDED						
	Claims Remaining After Amendment		Highest No. Previously Paid	Present Extra	at Rate of	Total Fees
Total Claims (37 C.F.R. §1.16(c))	47	minus	29	18	x \$18.00 each=	\$ 324.00
Independent Claims (37 C.F.R. §1.16(b))	4	minus	3	0	x \$84 each=	\$ 84.00
[] First presentation of Multiple dependent claim(s)					\$280.00	\$ 0.00
SUB-TOTAL =						\$ 0.00
Fee for <u>3</u> Month Extension of Time						\$ 920.00
Fee for <u>Two</u> Information Disclosure Statements						\$ 360.00
Reduction by ½ for filing by a small entity						\$ 0.00
TOTAL FEE =						\$ 1,688.00

5. Fee Payment

- The Commissioner is hereby authorized to charge \$1,688.00 to Deposit Account No. 50-0310 for Additional Claims Fee (\$324.00), Additional Independent Claims Fee (\$84.00), Three-Month Extension of Time Fee (\$920.00) and Fee for Two Information Disclosure Statements (\$360.00).
- The Commissioner is hereby authorized to charge any additional fees which may be required, including fees due under 37 C.F.R. §§ 1.16 and 1.17, or credit any overpayment to Deposit Account 50-0310.

Respectfully Submitted,
Morgan Lewis & Bockius LLP




By: _____

Donald J. Bird
Registration No. 25,323
Tel. No.: (202) 739-5320
Fax No.: (202) 739-3001

Date: September 13, 2002
Morgan Lewis & Bockius LLP
Customer No. 009629
1111 Pennsylvania Avenue, N.W.
Washington, D.C. 20004
Tel. No.: 202-739-3000
DJB:mk

#10/A
YU
9.24.02

RECEIVED
SEP 17 2002
TECH CENTER 1600/2900



PATENT
ATTORNEY DOCKET NO.: 6291-9004

IN THE UNITED STATES PATENT AND TRADEMARK OFFICE

In the PATENT APPLICATION of:)
EVANS et al.)
Appln. No.: 09/756,291)
Filed: January 9, 2001)
FOR: FORMULATION)

) Group Art Unit: 1617
) Examiner: Hui, San-ming

Commissioner of Patents
Washington, D.C. 20231

Date: September 13, 2002

Sir:

AMENDMENT AND RESPONSE

09/13/2002 BASRANA1 00000047 500310 09756291
324.00 CH
84.00 CH

This is in response to the Office Action dated March 13, 2002, the time for responding to which has been extended to September 13, 2002 by the petition and authorization for fee payment submitted herewith. Please amend the claims as follows:

IN THE CLAIMS:

Please cancel claims 1-23, without waiver or prejudice, and add the following new claims 24-50:

24. A method of treating a benign or malignant disease of the breast or reproductive tract by administration to a human in need of such treatment an intra-muscular injection of a pharmaceutical formulation comprising fulvestrant, 30% or less weight of a pharmaceutically-acceptable alcohol per volume of formulation, at least 1% weight of a pharmaceutically-acceptable non-aqueous ester solvent miscible in a ricinoleate vehicle per volume of formulation and a sufficient amount of a ricinoleate vehicle, whereby a

Sub
B1
A1

09/13/2002 BASRANA1 00000047 500310 09756291

03 FEB 17 2003 320.00 CH
1-WA/1859048.1

Sub
B1

therapeutically significant blood plasma fulvestrant concentration of at least 2.5ngml^{-1} is attained for at least 2 weeks after injection.

25. The method as claimed in claim 24 wherein the benign or malignant disease is breast cancer.

26. The method as claimed in claim 24 wherein the blood plasma fulvestrant concentration is attained for at least 4 weeks after injection.

A1

27. The method as claimed in claim 24 wherein the blood plasma fulvestrant concentration is attained for 2 to 5 weeks after injection.

B1

28. A method of treating a benign or malignant disease of the breast or reproductive tract by administration to a human in need of such treatment an intra-muscular injection of a pharmaceutical formulation comprising fulvestrant, 30% or less weight of a pharmaceutically-acceptable alcohol per volume of formulation, at least 1% weight of a pharmaceutically-acceptable non-aqueous ester solvent miscible in a ricinoleate vehicle per volume of formulation and a sufficient amount of a ricinoleate vehicle whereby the formulation comprises at least 45mgml^{-1} of fulvestrant.

29. The method as claimed in claim 24 or 28 wherein the pharmaceutical formulation contains 25% w/v or less of a pharmaceutically-acceptable alcohol.

30. The method as claimed in claim 29 wherein the pharmaceutical formulation contains 20% w/v or less of a pharmaceutically-acceptable alcohol.

31. The method as claimed in claim 29 wherein the pharmaceutical formulation contains 15-25% w/v of a pharmaceutically acceptable alcohol.

Sub B1
32. The method as claimed in claim 29 wherein the pharmaceutical formulation contains 17-23%

33. The method as claimed in claim 24 or 28 wherein the pharmaceutical formulation contains 60% w/v or less of a pharmaceutically-acceptable non-aqueous ester solvent.

B1
34. The method as claimed in claim 33 wherein the pharmaceutical formulation contains 50%w/v or less of a pharmaceutically-acceptable non-aqueous ester solvent .

AT
35. The method as claimed in claim 33 wherein the pharmaceutical formulation contains 45% w/v or less of a pharmaceutically-acceptable non-aqueous ester solvent.

36. The method as claimed in claim 33 wherein the pharmaceutical formulation contains 40% w/v or less of a pharmaceutically-acceptable non-aqueous ester solvent.

37. The method as claimed in claim 33 wherein the pharmaceutical formulation contains 35% w/v or less of a pharmaceutically-acceptable non-aqueous ester solvent.

38. The method as claimed in claim 33 wherein the pharmaceutical formulation contains 30% w/v or less of a pharmaceutically-acceptable non-aqueous ester solvent.

39. The method as claimed in claim 33 wherein the pharmaceutical formulation contains 25% w/v or less of a pharmaceutically-acceptable non-aqueous ester solvent.

40. The method as claimed in claim 33 wherein the pharmaceutical formulation contains 10-25% w/v of a pharmaceutically acceptable non-aqueous ester solvent.

41. The method as claimed in claim 33 wherein the pharmaceutical formulation contains 12-18% w/v of a pharmaceutically acceptable non-aqueous ester solvent.

42. The method as claimed in claim 24 or 28 wherein the pharmaceutically-acceptable alcohol is a mixture of ethanol and benzyl alcohol.

43. The method as claimed in claim 24 or 28 wherein the pharmaceutically-acceptable non-aqueous ester solvent is selected from benzyl benzoate, ethyl oleate, isopropyl myristate, isopropyl palmitate or a mixture of any thereof.

44. The method as claimed in claim 43 wherein the pharmaceutically-acceptable non-aqueous ester solvent is benzyl benzoate.

B1
AT
45. The method as claimed in claim 24 or 28 wherein the total volume of the formulation administered to said human is 6ml or less, and the concentration of fulvestrant in said formulation is at least 45mgml⁻¹.

46. The method as claimed in claim 24 or 28 wherein the total volume of the formulation administered to said human is 6ml or less, and the total amount of fulvestrant in said volume of formulation is 250mg or more.

47. The method as claimed in claim 46 wherein the total volume of the formulation is from 5 to 5.25ml, the total amount of fulvestrant in said volume of formulation is 250mg.

48. The method as claimed in claim 24 or 28 wherein the pharmaceutically-acceptable alcohol is a mixture of 10% weight of ethanol per volume of formulation, 10% weight of benzyl alcohol per volume of formulation and 15% weight of benzyl benzoate per volume of formulation and the ricinoleate vehicle is castor oil.

Sub B1
~~49. A method of treating a benign or malignant disease of the breast or reproductive tract by administration to a human in need of such treatment an intra-muscular injection of a pharmaceutical formulation comprising fulvestrant, 15-25% weight of a pharmaceutically-acceptable alcohol per volume of formulation, 10-25 % weight of a pharmaceutically-~~

acceptable non-aqueous ester solvent miscible in a ricinoleate vehicle per volume of formulation and a sufficient amount of a ricinoleate vehicle so as to prepare a formulation of at least 45mgml^{-1} of fulvestrant.

*Bl
Agent*

50. A method of treating a benign or malignant disease of the breast or reproductive tract by administration to a human in need of such treatment an intra-muscular injection of a pharmaceutical formulation comprising fulvestrant, 17-23% weight of a pharmaceutically-acceptable alcohol per volume of formulation, 12-18 % weight of a pharmaceutically-acceptable non-aqueous ester solvent miscible in a ricinoleate vehicle per volume of formulation and a sufficient amount of a ricinoleate vehicle so as to prepare a formulation of at least 45mgml^{-1} of fulvestrant.


REMARKS

Original claims 1-23 have been cancelled and new claims 24-50 presented above are directed specifically to the invention of elected Group II, The cancellation of claims 1-23 is without prejudice to applicants' right to prosecute the subject matter thereof in one or more divisional or continuing applications. Support for the limitations of new claims 24-50 is found throughout the specification, and in the original claims as filed. Entry of these claims is therefore believed to be in or and entry of the same is respectfully requested.

Elected claims 21 and 22 were objected to as being in improper multiple dependent form. This objection has been obviated by the cancellation of claims 21 and 22, and new claims 24-50 are believed to be in proper form in all respects.

The Examiner's attention is drawn to the Second and Third Information Disclosure Statements being filed herewith. It is respectfully requested that the Examiner consider the content of these Information Disclosure Statements at the time the above claims are examined on the merits.

Respectfully Submitted,
Morgan Lewis & Bockius LLP



By:

Donald J. Bird
Registration No. 25,323
Tel. No.: (202) 739-5320
Fax No.: (202) 739-3001

September 13, 2002
Morgan Lewis & Bockius LLP
Customer No. **009629**
1111 Pennsylvania Avenue, N.W.
Washington, D.C. 20004
Tel. No.: 202-739-3000
DJB:

VERSION WITH MARKINGS TO SHOW CHANGES

IN THE CLAIMS:

Claims 1-23 have been cancelled.

New Claims 24-50 have been added.



ATTORNEY DOCKET NO.:

PATENT

RECEIVED
SEP 17 2002
TECH CENTER 1600/2900

IN THE UNITED STATES PATENT AND TRADEMARK OFFICE

the PATENT APPLICATION of:

EVANS et al.

Appln. No.: 09/756,291

Filed: January 9, 2001

FOR: FORMULATION

)
) Group Art Unit: 1617
)
) Examiner: Hui, San-ming
)
)
)
)

September 13, 2002

Commissioner of Patents
Washington, D.C. 20231

Sir:

SECOND INFORMATION DISCLOSURE STATEMENT

Applicant wishes to make of record the following circumstances regarding the controlled, confidential and non-commercial testing of compositions meeting the definition of "pharmaceutical formulation", as used in the present method of treatment claims, which was carried out in the United States more than one year before the filing date of the present application in preparation for and during the testing (IND) phase of the regulatory review of such formulation by the FDA.

1. The elected invention as presently claimed is directed toward a method for treating a benign or malignant disease of the breast or reproductive tract of a human by intramuscular injection of a particular pharmaceutical formulation comprising the active drug fulvestrant in a vehicle comprising ricinoleate, a pharmaceutically-acceptable alcohol, and a pharmaceutically-acceptable non-aqueous ester solvent miscible in ricinoleate, as detailed in the claims.

09/16/2002 BABRAHA1 00000047 500310 09756291

05 FD:125 180.00 CH

2. Fulvestrant is the international non-proprietary (generic) name for the compound 7-alpha-[9-(4,4,5,5,5-pentafluoropentylsulphinyl)nonyl]estra-1,3,5(10)-triene-3,17-beta-diol, which compound is encompassed by claims of U.S. Patent No. 4,659,516 issued to Bowler *et al.* in 1987 (hereinafter the "Bowler '516 patent").
3. The present specification acknowledges that fulvestrant is included among the steroid derivatives disclosed in European Patent Application No. 0 138 504 (corresponding to the Bowler '516 patent) as being effective antioestrogenic agents. The Bowler '516 patent notes at the bottom of column 7 that compositions of the disclosed steroid derivatives may be in a form suitable for oral or parenteral administration, and that compounds having antioestrogenic effect may have value in the treatment of, *e.g.*, anovulatory infertility, breast tumors and menstrual disorders.
4. However, certain characteristics of fulvestrant make it very difficult to formulate a pharmaceutically acceptable and effective composition for administration to humans. In particular, fulvestrant is an extremely lipophilic molecule, even when compared with other steroidal compounds, and its aqueous solubility is extremely low, placing severe limitations on the manner and mechanism by which it can be administered.
5. Subsequent to grant of the Bowler '516 patent, applicants developed an injectable extended release formulation of fulvestrant by which it became feasible to effectively utilize the known pharmacological properties of fulvestrant in the treatment of benign or malignant diseases of the breast or reproductive tract in humans, as presently claimed. This injectable extended release formulation of fulvestrant was subjected to extensive *in*

vitro and *in vivo* testing in animals, and eventually in clinical trials as detailed below, leading up to the first FDA approval of this formulation in April 2002.

6. In brief chronology, fulvestrant was initially put into development by Imperial Chemical Industries PLC (hereinafter "ICI"), under the product designation ICI 182,780. Development of fulvestrant was continued by Zeneca Limited (formed from ICI in 1993) under the product designation ZD9238. By December 6, 1996, preliminary testing of an injectable formulation containing fulvestrant as active ingredient had progressed to the point that an IND (Investigational New Drug) application was filed with the FDA for FASLODEX[®] (fulvestrant) Injection. As of the January 5, 1997 effective date of the IND application, clinical testing could, for the first time, commence in human subjects in the United States.
7. Clinical testing under the IND continued on behalf of AstraZeneca (formed by merger in 1999) until it was believed that sufficient evidence of safety and efficacy of the formulation had been obtained, and on March 28, 2001 an NDA (New Drug Application) was submitted to the FDA. Meanwhile, the subject application for patent, Application No. 09/756,291, was filed in the United States on January 9, 2001, claiming priority from GB Application 0000313.7, filed January 10, 2000, and GB Application 0008837.7, filed April 12, 2000. Thereafter, on April 25, 2002, the NDA for the Faslodex (injectable fulvestrant formulation) was approved by the FDA, whereupon Faslodex was approved for commercial marketing for the treatment of certain breast cancers.
8. The injectable fulvestrant formulation constituting Faslodex comes within the definition of "pharmaceutical formulation" as used in the method of treatment claims presently

pending in this application. The April 25, 2002 approval date constitutes the earliest possible date for commercial marketing in the United States of a formulation for use in accordance with the present claims.

9. This FDA approval came after the present application was filed, and was the culmination of many years of testing and gathering of data on the injectable formulation of fulvestrant (ICI 182,780 or ZD9238), both in the United States and abroad, in animals and eventually in human clinical trials. As will be evident below, all such testing in the United States more than one year before this application was filed was carried out under agreements which imposed obligations of confidentiality on the involved institutions and/or investigators, gave AstraZeneca strict control over the permitted use and disposition of the test samples of formulation, and provided that AstraZeneca was entitled to all information or data derived from the testing.¹ Moreover, all persons enrolled in the clinical trials were advised of the experimental nature of the formulation, and acknowledged this in signed informed consent forms as a precondition to their enrollment. AstraZeneca received no payment for the samples, and was not otherwise compensated for the use of these samples in the clinical trials. Under these conditions and the applicable case law discussed later below, these tests of the fulvestrant formulation in the United States did not constitute a “public use” under 35 U.S.C. § 102(b) of the present invention because the tests were carried out under strict obligations of confidentiality, and the tests and the use and disposition of the formulation, remained

¹ Reference to AstraZeneca hereinafter should be understood to refer to AstraZeneca and/or its predecessors in interest, ICI and Zeneca, unless the context indicates otherwise.

under the control of AstraZeneca throughout the entire period. These tests did not place the formulation in the public domain or cause the public to believe that the formulation of the invention was freely available, and certainly did not constitute a commercial exploitation of the invention more than one year before this application was filed.

10. Prior to the January 5, 1997 effective date of the IND application, all testing of fulvestrant formulation in the United States was necessarily carried out *in vitro* or in animals, and therefore cannot come within the scope of the present method of treatment claims. Nevertheless, it should be noted that all such testing was carried out under strict conditions of confidentiality and limitations of use imposed by a Statement of Proposed Investigation (SOPI) form that each investigator was required to sign as a condition to receiving samples of fulvestrant formulation.

11. The SOPI forms used by ICI in the early 1990s required a statement of proposed use of the material (necessarily not including any use in humans) that had to be approved by ICI, and stated just above the required signature of the investigator:

“If samples are supplied, I undertake:-

1. to make available all results to ICI;
2. that the results will not be submitted for publication or disclosed in any other way prior to disclosure to ICI;
3. to use the samples only for the purposes described above and not to pass the samples or any portion thereof to any investigators for any other purpose;
4. not to use the samples for any commercial purpose or for any study requested by a commercial organization.”

12. The SOPI forms used by Zeneca and AstraZeneca (even after the effective date of the IND, for any samples provided to investigators outside of formal protocols for clinical or compassionate use trials discussed below) similarly required a statement of proposed use of the material that had to be approved by Zeneca or AstraZeneca, and explicitly stated, "Laboratory studies/tests on animals only. (Not for human use)." Again, just above the signature of the investigator, the following undertaking was printed on each form:

- “1. All results acquired as a direct result of the use of the sample(s) will be promptly furnished to AstraZeneca.
2. The results will not be submitted for publication or disclosed in any other way without prior consent from AstraZeneca, which will not be unreasonably withheld.
3. The sample(s) will only be used for the purpose described above and shall not be passed to a third party. Any unused material will be returned to AstraZeneca.
4. The sample(s) will not be used to support the development of any commercial product containing the compound(s) supplied by AstraZeneca.
5. AstraZeneca shall be granted first option of a license to all rights in any discoveries or inventions made as a direct result of the investigations described above (whether patentable or not). In particular, the option will include an option for a license under any patents and patent applications relating to the use of the sample(s).
6. AstraZeneca requires assurance from all external investigators that all studies carried out on behalf of AstraZeneca and/or involving AstraZeneca compounds are carried out in compliance with all animal welfare legislation, regulations and policies applicable in that country/state. Please let us have your confirmation in writing that this is the case. We would also like to receive any additional

information on your in-house animal welfare arrangements which you are able to provide.”

13. It is understood that no investigator receiving fulvestrant formulation pursuant to a SOPI, at least in the United States and prior to the filing of the present application for patent, was informed of the components and/or proportions thereof constituting the injectable vehicle in which the fulvestrant was carried, and that no investigator publication of results approved by AstraZeneca included such a disclosure.
14. Two clinical studies involving Faslodex were carried out at least in part in the United States prior to the filing date of the present application for patent.
 - Clinical Study 9238IL/0021 began, in the United States, in April 1997 and extended to June 2000; was carried out in 69 centers involving 414 patients; and had the objective of comparing the effect, in terms of time to progression, of two doses of Faslodex (125 and 250 mg) with one dose of Arimidex (1 mg) in postmenopausal women with advanced breast cancer.
 - Clinical Study 9238IL/0025 began, in the United States, in November 1998 and extended to July 2001; was carried out in 32 centers involving 51 patients; and had the objective of comparing the effect, in terms of time to progression, of Faslodex (250 mg) with Nolvadex (20 mg) as first-line therapy in postmenopausal women with advanced breast cancer.
15. Each clinical study was carried out under a Clinical Study Agreement entered into by each Institution and Investigator taking part in the study.

16. A representative Clinical Study Agreement for Clinical Study 9238IL/0021 provided in relevant part:

“The clinical Study to be performed pursuant to this Agreement shall be that set forth in the Protocol entitled “A Double-blind, Randomized, Multicenter Trial comparing the Efficacy and Tolerability of 125 and 250 mg of FASLODEX™ (Long-acting ICI 182,780) With 1 mg ARIMIDEX™ (Anastrozole) in Postmenopausal Women With Advanced Breast Cancer” (hereinafter referred to as “Protocol”). Institution shall use its best efforts to ensure that the work required under the Protocol is properly performed in accordance therewith.”

* * * * *

“ZENECA reserves the right to terminate this Agreement and Study at any time in its sole discretion upon thirty (30) days prior written notice. However, ZENECA may terminate this agreement upon five (5) days written notice for safety, regulatory or ethical reasons. In the event of termination, all unused Study materials shall be returned to ZENECA and ZENECA shall reimburse Institution for all actual costs reasonably incurred up until the effective termination date.”

* * * * *

“All rights to all data, inventions or discoveries Institution may make or conceive in the course of their work for ZENECA in their performance under this Agreement and using product in accordance with the detailed protocol provided by ZENECA will be the property of ZENECA and will be assigned to ZENECA, and Institution will assist ZENECA, at ZENECA’s expense, by executing rightful papers for obtaining proper patent protection in such inventions or discoveries in any country which ZENECA at ZENECA’s option, desires to obtain patent protection. All control of and decisions regarding such patent filings and prosecution, whether U.S. or foreign, and all costs and fees associated therewith, shall be exercised and/or borne by ZENECA.”

* * * * *

“It may be necessary for Zeneca to disclose to Institution certain information considered proprietary or confidential (hereinafter ‘Confidential Information’) to aid Institution in effecting or completing their performance under this Agreement. Institution agrees to maintain in confidence all Confidential Information Institution obtains from ZENECA relating to this Agreement and not to disclose any of said Confidential Information to a third party for a period of three (3) years after the termination of this Agreement without the prior written consent of ZENECA. Notwithstanding the foregoing, it is understood that Confidential Information shall not include the following: (i) information that is now publicly available, (ii) information that later becomes publicly available, after it has become publicly available, (iii) information which Institution obtain from some third party not under any obligation to ZENECA with respect to such information, or (iv) information which Institution already have in their possession, prior to any disclosure by ZENECA, as evidenced by written records, (v) is independently developed by Institution or (vi) is required by law or regulation to be disclosed, provided, however, that Institution notifies and consults with Zeneca prior to such disclosure.

“Subject to the provisions of confidentiality set forth in Section 6(d) above, ZENECA agrees to grant Institution the right to publish its findings in the scientific literature, provided that ZENECA shall have the right to review, at least 30 days prior to submission for publication, copies of any and all final draft manuscripts which are authored or co-authored by Institution or by anyone in their research group and which are based in whole or in part on research conducted under this Agreement. Upon request by ZENECA, in order to protect intellectual property rights, Institution agrees to delay submission of such final draft manuscripts for publication for a period not exceeding six (6) months from the date on which ZENECA receives such final draft manuscripts. Institution agrees to implement any reasonable suggestions made to preserve ZENECA’s

right in its Confidential Information before any disclosure for publication or presentation; Investigator and Institution agrees to take appropriate cognizance of any other suggestions by ZENECA before any disclosure for publication or presentation.”

17. A representative Clinical Study Agreement for Clinical Study 9238IL/0025 similarly provided in relevant part:

“The clinical Study to be performed pursuant to this Agreement shall be that set forth in the Protocol which is attached hereto as Exhibit A and incorporated herein by reference. Institution and Investigator shall use their best efforts to ensure that the work required under the Protocol is properly performed in accordance therewith.”

* * * * *

“Zeneca reserves the right to terminate this Agreement and Study at any time in its sole discretion upon five (5) days prior written notice. In the event of termination, all unused Study materials shall be returned to Zeneca and Zeneca shall reimburse Institution and Investigator for all actual costs reasonably incurred up until the effective termination date.”

* * * * *

“All rights to all data, inventions or discoveries Institution and Investigator may make or conceive in the course of their work for Zeneca in their performance under this Agreement will be the property of Zeneca and will be assigned to Zeneca, and Institution and Investigator will assist Zeneca, at Zeneca’s expense, by executing rightful papers for obtaining proper patent protection in such inventions or discoveries.”

* * * * *

“It may be necessary for Zeneca to disclose to Investigator and Institution certain information considered proprietary or confidential (hereinafter “Confidential

Information”) to aid Investigator and Institution in effecting or completing their performance under this Agreement. Confidential Information shall also include Study data; however, Investigator’s and Institution’s right to publish pursuant to Section (d) below* shall not be affected by this provision. Investigator and Institution agree to maintain in confidence all Confidential Information Investigator and Institution obtain from Zeneca relating to this Agreement and not to disclose any of said Confidential Information to a third party without the prior written consent of Zeneca. Notwithstanding the foregoing, it is understood that Confidential Information shall not include the following: (i) information that is now publicly available, (ii) information that later becomes publicly available, after it has become publicly available, (iii) information which Investigator and Institution obtain from some third party not under any obligation to Zeneca with respect to such information, or (iv) information which Investigator and Institution already have in their possession, prior to any disclosure by Zeneca, as evidenced by written records.

“Nothing herein shall prevent Investigator and Institution from complying with the legal obligation to disclose Confidential Information so long as Investigator and Institution (i) provide Zeneca prompt notice of its intent to disclose (or to resist disclosure) (ii) take reasonable steps to require the recipient to preserve the confidential nature of the information once disclosed and (iii) afford Zeneca the opportunity to attempt to prevent the disclosure (whether or not Investigator and Institution have sought to resist disclosure) or obtain protection for the information disclosed.”

* * * * *

*[(d)] “Subject to the provisions of confidentiality set forth in Section 6(c) above, Zeneca agrees to grant Investigator and Institution the right to publish their findings in the scientific literature, provided that Zeneca shall have the right to review, at least 30 days prior to submission for publication, copies of any and all final draft manuscripts which are authored or co-authored by Investigator and

Institution or by anyone in their research group and which are based in whole or in part on research conducted under this Agreement. In the event it is necessary for Zeneca to prepare a patent application(s) and other documentation, and upon request by Zeneca, Investigator and Institution agree to delay submission of such final draft manuscripts for publication for a period not exceeding six (6) months from the date on which Zeneca receives such final draft manuscripts. Investigator and Institution agree to implement any reasonable suggestions made to preserve Zeneca's right in its Confidential Information before any disclosure for publication or presentation; Investigator and Institution agree to take appropriate cognizance of any other suggestions by Zeneca before any disclosure for publication or presentation."

* * * * *

"Zeneca shall be entitled to make copies, at Zeneca's expense, of any and all documents and data generated from the Study. In addition, Institution and Investigator agree to allow Zeneca to audit the Study records (including administrative files and source documents such as hospital charts, office records and written results of laboratory and diagnostic tests) of Institution and Investigator at mutually convenient times.

18. An additional clinical study involving Faslodex was commenced in the United States more than one year prior to the filing date of the present application for patent, being Clinical Study 9238IL/0037, a compassionate-use trial under a protocol initially entitled "An Open-label, Treatment-use Protocol of 250 mg of FASLODEX™ (Long-acting ICI 182,780) in Postmenopausal Women With Advanced Breast Cancer." It is understood that as of one year prior to the filing date of this application, seven subjects had been enrolled in Clinical Study 9238IL/0037.

19. A “Confidentiality and Proprietary Rights Agreement” was entered into by each Investigator prior to his involvement in Clinical Study 9238IL/0037, in which the Investigator acknowledged that “he will have access to and obtain knowledge of certain proprietary and confidential Information of Zeneca and that as a condition of receiving such information” the parties agreed, in part as here relevant:

“1. ‘Confidential Information’ shall mean all information (a) disclosed by Zeneca to Investigator, either orally or in writing or (b) obtained by the Investigator from a third party or any other source, regarding the protocol entitled ‘An Open-label, Treatment-use Protocol of 250 mg of FASLODEX™ (Long-acting ICI 182,780) in Postmenopausal Women With Advanced Breast Cancer, Study No. 9238IL/0037’ (‘Study’)

“Confidential Information shall not include information that: (i) was already in the possession of Investigator before disclosure thereof by Zeneca to Investigator as evidenced by Investigator’s written records (ii) is independently developed by Investigator as evidenced by Investigator’s written records, (iii) is or becomes publicly available through no fault of Investigator, or (iv) is obtained by Investigator from a third party under no obligation not to disclose same.

“Nothing herein shall prevent Investigator from complying with a legal obligation to disclose Confidential Information so long as Investigator (i) provides Zeneca prompt notice of its intent to disclose (or to resist disclosure) (ii) takes reasonable steps to require the recipient to preserve the confidential nature of the information once disclosed and (iii) affords Zeneca the opportunity to attempt to prevent the disclosure (whether or not Investigator has sought to resist disclosure) or obtain protection for the Information disclosed.

“2. The purpose of the disclosure of Confidential Information is to allow Investigator to participate in the Treatment-use Protocol.

“3. Investigator agrees to maintain in strictest confidence and to take all reasonable steps to maintain the confidentiality of the Confidential Information. Investigator also agrees not to disclose Confidential Information to any third party, and to use Confidential Information only for the purposes stated in paragraph 2 of this Agreement.

“4. Investigator recognizes that all documents and records received by Investigator from Zeneca and all copies of such records and documents shall be Zeneca’s property exclusively. The Investigator shall at all times keep all such documents, records and copies of documents and records in Investigator’s custody and subject to Investigator’s control and shall surrender the same upon request by Zeneca.

”5. Investigator shall not disclose any Confidential Information to any of its employees, except employees of Investigator who have a need to know the Confidential Information for the purposes stated in paragraph 2 of this Agreement and who have assumed an obligation to maintain Zeneca’s Confidential Information in confidence at least to the extent that Investigator is bound hereunder. Investigator shall advise each such employee of the confidential nature of the Confidential Information received from Zeneca and the existence and importance of the confidentiality provisions of this Agreement and shall be responsible for ensuring that such employees maintain the Confidential Information in confidence in accordance with the terms of this Agreement.

“6. Because of the unique nature of the Confidential Information, Investigator understands and agrees that Zeneca will suffer irreparable harm in the event that Investigator fails to comply with any of its obligations contained hereinabove and that monetary damages will be inadequate to compensate Zeneca for such breach. Accordingly, Investigator agrees that Zeneca shall have the right to seek immediate injunctive relief to enforce the confidentiality obligations contained herein.

“7. All rights to all data, inventions or discoveries Investigator may make or conceive in the course of Investigator participation in the Study will be the property of Zeneca and will be assigned to Zeneca, and Investigator will assist Zeneca, at Zeneca’s expense, by executing rightful papers for obtaining proper patent protection in such inventions or discoveries. Investigator agrees to make no claim which will restrict the rights of Zeneca to use and disclose to others any information, knowledge, and ideas which are disclosed to Zeneca by Investigator in the course of performance of the Study.

“8. Subject to the provisions of confidentiality set forth herein, Zeneca agrees to grant Investigator the right to publish his findings in the scientific literature, provided that Zeneca shall have the right to review, at least 30 days prior to submission for publication, copies of any and all final draft manuscripts which are authored by Investigator or by anyone in his research group and which are based in whole or in part on research conducted pursuant to this Study. In the event it is necessary for Zeneca to prepare a patent application(s) and other documentation, and upon request by Zeneca, Investigator agrees to delay submission of such final draft manuscripts for publication for a period not exceeding six (6) months from the date on which Zeneca receives such final draft manuscripts. Investigator agrees to implement any reasonable suggestions made to preserve Zeneca’s right in its Confidential Information before any disclosure for publication or presentation; Investigator agrees to take appropriate cognizance of any other suggestions by Zeneca before any disclosure for publication or presentation.”

20. The Protocols referenced with respect to the above-noted Studies No. 9238IL/0021, No. 9238IL/0025 and No. 9238IL/0037 provided details of, *inter alia*, the:

- criteria for the selection and screening for eligibility of subjects for entry into the trial, as well as exclusion criteria;

- route, dose and regimen for administration of the respective drugs to individual subjects;
- procedures for drug accountability, including maintenance of accurate records on receipt and disposition of investigational materials, and return or destruction of any unused drug;
- frequency and procedures for clinical and laboratory evaluations;
- regular recordation of data on case report forms, record retention and submission of records to AstraZeneca; and
- trial monitoring and data verification by representatives of AstraZeneca.

21. These Protocols furthermore required that each subject be given appropriate information on the treatment prior to its commencement, including the experimental aspects of the treatment and the risks involved, and sign an informed consent form approved by AstraZeneca, and conforming to the requirements of 21 C.F.R. 50.20 *et seq.*, which requires as a basic element of informed consent, that each subject be provided with, *inter alia*, a “statement that the study involves research, an explanation of the purposes of the research and the expected duration of the subject's participation, a description of the procedures to be followed, and identification of any procedures which are experimental.” 21 C.F.R. 50.25(a)(1).

In evaluating the above circumstances in context of 35 U.S.C. § 102(b), the Examiner’s attention is called to MPEP ¶ 2133.03 “Rejections Based on ‘Public Use’ or ‘On Sale’”, and particularly MPEP ¶ 2133.03(a) “Public Use”, section *B.* headed “*Use by Third*

Parties Deriving the Invention from Applicant.” It is respectfully submitted that the above circumstances *do not* constitute a “public use” of the presently claimed invention under the criteria set forth in the MPEP, and as established by decisions of the Federal Circuit, because of the strict confidentiality and control imposed and maintained by AstraZeneca throughout the relevant trial periods. MPEP ¶ 2133.03(a)B. provides:

An Invention Is in Public Use If the Inventor Allows Another To Use the Invention Without Restriction or Obligation of Secrecy

"Public use" of a claimed invention under 35 U.S.C. 102(b) occurs when the inventor allows another person to use the invention without limitation, restriction or obligation of secrecy to the inventor." *In re Smith*, 714 F.2d 1127, 1134, 218 USPQ 976, 983 (Fed. Cir. 1983). The presence or absence of a confidentiality agreement is not itself determinative of the public use issue, but is one factor to be considered along with the time, place, and circumstances of the use which show the amount of control the inventor retained over the invention. *Moleculon Research Corp. v. CBS, Inc.*, 793 F.2d 1261, 1265, 229 USPQ 805, 809 (Fed. Cir. 1986). See *Ex parte C*, 27 USPQ2d 1492, 1499 (Bd. Pat. App. & Inter. 1992) (Inventor sold inventive soybean seeds to growers who contracted and were paid to plant the seeds to increase stock for later sale. The commercial nature of the use of the seed coupled with the "on-sale" aspects of the contract and apparent lack of confidentiality requirements rose to the level of a "public use" bar.); *Egbert v. Lippmann*, 104 U.S. 333, 336 (1881) (Public use found where inventor allowed another to use inventive corset insert, though hidden from view during use, because he did not impose an obligation of secrecy or restrictions on its use.).

The samples of fulvestrant formulation provided under the SOPI forms was not for human use, and therefore outside of the scope of the present method of use claims.

Nevertheless, the tests conducted on these samples by the third party Investigators did not constitute a “public use”. Through the SOPI forms, AstraZeneca maintained strict confidentiality over the samples and tests conducted therewith, maintained control over the use and disposition of the samples, and was entitled to all data developed in the course of the

tests. (¶¶ 10-13, *supra*). Moreover, AstraZeneca received no payment or other commercial benefit from providing these samples


Similarly, the three clinical trials or studies conducted in human subjects did not constitute a “public use” under the definition thereof set out in the MPEP as developed by the courts. Prior to the release of any materials or formulations on which to carry out these studies, the institutions and/or investigators involved were required to sign an agreement whereunder strict confidentiality was required, and all information provided to or developed by the institution/investigator during the course of such studies remained or became the property of AstraZeneca. (¶¶ 16, 17 and 19, *supra*). Through the Clinical Study Agreements, and the Protocols under which all three studies were conducted, AstraZeneca maintained full control over the use and disposition of the study materials or formulation that it provided to the institutions/investigators throughout the course of these studies, and the right to receive the data and records that were produced. (¶¶ 16, 17 and 20, *supra*). Moreover, each subject of these studies was fully informed of the experimental nature of the formulation and its use, as acknowledged in signed informed consent forms, and clearly did not have any basis to believe that the formulation or its use in the treatments was in the public domain or otherwise freely available. (¶ 21, *supra*). Again, AstraZeneca received no payment for the formulation used in these studies, and these studies did not constitute a commercial exploitation of the formulation.

Therefore, under the case law as developed by the courts, and its application by the Patent and Trademark Office as set out in the above-quoted paragraph from the MPEP, it is

respectfully submitted that the foregoing circumstances do not constitute a "public use"

under 35 U.S.C. § 102(b).

Respectfully Submitted,
Morgan Lewis & Bockius LLP



September 13, 2002
Morgan Lewis & Bockius LLP
Customer No. **009629**
1111 Pennsylvania Avenue, N.W.
Washington, D.C. 20004
Tel. No.: 202-739-3000
DJB:

By:

Donald J. Bird
Registration No. 25,323
Tel. No.: (202) 739-5320
Fax No.: (202) 739-3001



RECEIVED
PATENT
SEP 17 2002
TECH CENTER 1600/2900

ATTORNEY DOCKET NO.: 056291-5004

IN THE UNITED STATES PATENT AND TRADEMARK OFFICE

Re PATENT APPLICATION of:)
EVANS et al.)
Appln. No.: 09/756,291)
Filed: January 9, 2001)
FOR: FORMULATION)

) Group Art Unit: 1617
)
) Examiner: Hui, San Ming R.

Commissioner of Patents
Washington, D.C. 20231

Date: September 13, 2002

Sir:

THIRD INFORMATION DISCLOSURE STATEMENT

~~09/13/2002 BARBARA 00000047 500310 09756291~~
~~04 2002~~ 100.00 CR

Attached is a Form PTO-1449 listing the enclosed documents.

This Information Disclosure Statement is intended to be in full compliance with the rules, but should the Examiner find any part of its required content to have been omitted, prompt notice to that effect is earnestly solicited, along with additional time under Rule 97(f), to enable Applicant to fully comply.


Please charge the Rule 17(p) official fee required by Rule 97(c) to our Deposit Account No. 50-0310 under Order No. 056291-5004.

Consideration of the foregoing and enclosures plus the return of a copy of the herewith filed Form PTO-1449 with the Examiner's initials in the left column per MPEP 609 along with an early action on the merits of this application are earnestly solicited.

Except for issue fees payable under 37 C.F.R. §1.18, the Commissioner is hereby authorized by this paper to charge any additional fees during the entire pendency of this

application including fees due under 37 C.F.R. §§1.16 and 1.17 which may be required, including any required extension of time fees, or credit any overpayment to Deposit Account No. 50-0310. This paragraph is intended to be a **CONSTRUCTIVE PETITION FOR EXTENSION OF TIME** -in accordance with 37 C.F.R. §1.136(a)(3).

Respectfully Submitted,
Morgan Lewis & Bockius LLP



Date: September 13, 2002
Morgan Lewis & Bockius LLP
Customer No. **009629**
1111 Pennsylvania Avenue, N.W.
Washington, D.C. 20004
Tel. No.: 202-739-3000
DJB:mk

By: _____

Donald J. Bird
Registration No. 25,323
Tel. No.: (202) 739-5320
Fax No.: (202) 739-3001

Morgan, Lewis & Bockius LLP
1111 Pennsylvania Avenue, NW
Washington, DC 20004
Tel. 202.739.3000
Fax: 202.739.3001
www.morganlewis.com

Please update your records.
Morgan Lewis' new Washington
office address and phone numbers are:
Morgan, Lewis & Bockius LLP
1111 Pennsylvania Av nue, NW
Washington, DC 20004
Tel: 202.739.3000
Fax: 202.739.3001
TDD: 202.739.5980
www.morganlewis.com
Direct dial information will be available at
www.morganlewis.com

Morgan Lewis
C O U N S E L O R S A T L A W

FAX MESSAGE

Send To:

Name: Examiner San Ming R. Hui FAX Number: 703-746-3123
Firm: Group 1617 Telephone Number: 703-305-1002
U.S. Patent and Trademark Office

From:

Name Donald J. Bird Floor: Operator Sending:
Telephone Number: 202-739-5320 Time Sent: Date Sent: November 21, 2002
Number of Pages (INCLUDING COVER PAGE): 5

Note:

THE INFORMATION CONTAINED IN THIS FAX MESSAGE IS INTENDED ONLY FOR THE PERSONAL AND CONFIDENTIAL USE OF THE RECIPIENT(S) NAMED ABOVE. THIS MESSAGE MAY BE AN ATTORNEY-CLIENT COMMUNICATION AND AS SUCH IS PRIVILEGED AND CONFIDENTIAL. IF THE READER OF THIS MESSAGE IS NOT THE INTENDED RECIPIENT OR AN AGENT RESPONSIBLE FOR DELIVERING IT TO THE INTENDED RECIPIENT, YOU ARE HEREBY NOTIFIED THAT YOU HAVE RECEIVED THIS DOCUMENT IN ERROR AND THAT ANY REVIEW, DISSEMINATION, DISTRIBUTION, OR COPYING OF THIS MESSAGE IS STRICTLY PROHIBITED. IF YOU HAVE RECEIVED THIS COMMUNICATION IN ERROR, PLEASE NOTIFY US IMMEDIATELY BY TELEPHONE, AND RETURN THE ORIGINAL MESSAGE TO US BY MAIL. THANK YOU.

**Comments: Re: U.S. Application of EVANS et al.
U.S. Application No. 09/756,291
Filed: January 9, 2001
Entitled: FORMULATION**

Dear Examiner Hui:

Pursuant to your telephone request this afternoon, I am faxing herewith a copy of the claims as filed (and as currently pending) in related Application Serial No. 10/169,777.

**With b s t r g a r d s,
D n a l d J. B i r d**

Claims

1. A pharmaceutical formulation comprising fulvestrant in a ricinoleate vehicle, a pharmaceutically acceptable non-aqueous ester solvent, and a pharmaceutically acceptable alcohol wherein the formulation is adapted for intramuscular administration and attaining a therapeutically significant blood plasma fulvestrant concentration for at least 2 weeks.
2. A pharmaceutical formulation adapted for intra-muscular injection comprising fulvestrant, 30% or less weight of a pharmaceutically-acceptable alcohol per volume of formulation, at least 1% weight of a pharmaceutically-acceptable non-aqueous ester solvent miscible in a ricinoleate vehicle per volume of formulation and a sufficient amount of a ricinoleate vehicle so as to prepare a formulation which is capable after injection of attaining a therapeutically significant blood plasma fulvestrant concentration for at least 2 weeks.
3. A pharmaceutical formulation as claimed in claim 1 or 2 wherein the blood plasma fulvestrant concentration attained is at least 2.5ngml^{-1} for at least 2 weeks..
4. A pharmaceutical formulation adapted for intra-muscular injection comprising fulvestrant, 30% or less weight of a pharmaceutically-acceptable alcohol per volume of formulation, at least 1% weight of a pharmaceutically-acceptable non-aqueous ester solvent miscible in a ricinoleate vehicle per volume of formulation and a sufficient amount of a ricinoleate vehicle so as to prepare a formulation of at least 45mgml^{-1} of fulvestrant.
5. A pharmaceutical formulation as claimed in claim 1 to 4 which contains 25% w/v or less of a pharmaceutically-acceptable alcohol.
6. A pharmaceutical formulation as claimed in claim 5 which contains 20% w/v or less of a pharmaceutically-acceptable alcohol.
7. A pharmaceutical formulation as claimed in claim 5 which contains 15-25% w/v of a pharmaceutically acceptable alcohol.
8. A pharmaceutical formulation as claimed in claim 5 which contains 17-23% w/v of a pharmaceutically acceptable alcohol.

9. A pharmaceutical formulation as claimed in any claim from 1 to 8 which contains 60% w/v or less of a pharmaceutically-acceptable non-aqueous ester solvent.
10. A pharmaceutical formulation as claimed in claim 9 which contains 50%w/v or less of
5 a pharmaceutically-acceptable non-aqueous ester solvent .
11. A pharmaceutical formulation as claimed in claim 9 which contains 45% w/v or less of a pharmaceutically-acceptable non-aqueous ester solvent.
- 10 12. A pharmaceutical formulation as claimed in claim 9 which contains 40% w/v or less of a pharmaceutically-acceptable non-aqueous ester solvent.
13. A pharmaceutical formulation as claimed in claim 9 which contains 35% w/v or less of a pharmaceutically-acceptable non-aqueous ester solvent.
- 15
14. A pharmaceutical formulation as claimed in claim 9 which contains 30% w/v or less of a pharmaceutically-acceptable non-aqueous ester solvent.
15. A pharmaceutical formulation as claimed in claim 9 which contains 25% w/v or less
20 of a pharmaceutically-acceptable non-aqueous ester solvent.
- 16 A pharmaceutical formulation as claimed in claim 9 which contains 10-25% w/v of a pharmaceutically acceptable non-aqueous ester solvent.
- 25 17 A pharmaceutical formulation as claimed in claim 9 which contains 12-18% w/v of a pharmaceutically acceptable non-aqueous ester solvent.
- 18 A pharmaceutical formulation adapted for intra-muscular injection comprising fulvestrant, 15-25% weight of a pharmaceutically-acceptable alcohol per volume of
30 formulation, 10-25 % weight of a pharmaceutically-acceptable non-aqueous ester solvent miscible in a ricinoleate vehicle per volume of formulation and a sufficient amount of a ricinoleate vehicle so as to prepare a formulation of at least 45mgml^{-1} of fulvestrant.

- 19 A pharmaceutical formulation adapted for intra-muscular injection comprising fulvestrant, 17-23% weight of a pharmaceutically-acceptable alcohol per volume of formulation, 12-18 % weight of a pharmaceutically-acceptable non-aqueous ester solvent miscible in a ricinoleate vehicle per volume of formulation and a sufficient amount of a
- 5 ricinoleate vehicle so as to prepare a formulation of at least 45mgml^{-1} of fulvestrant.
20. A pharmaceutical formulation as claimed in any claim from 1 to 19 wherein the pharmaceutically-acceptable alcohol is a mixture of ethanol and benzyl alcohol.
- 10 21. A pharmaceutical formulation as claimed in any claim from 1 to 20 wherein the pharmaceutically-acceptable non-aqueous ester solvent is selected from benzyl benzoate, ethyl oleate, isopropyl myristate, isopropyl palmitate or a mixture of any thereof.
22. A pharmaceutical formulation as claimed in any claim from 1 to 21 wherein the
- 15 pharmaceutically-acceptable non-aqueous ester solvent is benzyl benzoate.
- 23 A pharmaceutical formulation adapted for intra-muscular injection comprising fulvestrant, 15-25% weight of a pharmaceutically-acceptable alcohol per volume of formulation, 10-25 % weight of benzyl benzoate in a ricinoleate vehicle per volume of
- 20 formulation and a sufficient amount of a ricinoleate vehicle so as to prepare a formulation of at least 45mgml^{-1} of fulvestrant.
- 24 A pharmaceutical formulation adapted for intra-muscular injection comprising fulvestrant, 17-23% weight of a pharmaceutically-acceptable alcohol per volume of
- 25 formulation, 12-18 % weight of benzylbenzoate in a ricinoleate vehicle per volume of formulation and a sufficient amount of a ricinoleate vehicle so as to prepare a formulation of at least 45mgml^{-1} of fulvestrant.
- 25 A pharmaceutical formulation according to claim 23 or 24 wherein the
- 30 pharmaceutically-acceptable alcohol is a mixture of ethanol and benzyl alcohol.
- 26 A pharmaceutical formulation according to claim 25 wherein the ethanol and benzyl alcohol are present at about equal % weight per volume of formulation.

27. A pharmaceutical formulation as claimed in any claim from 1 to 26 wherein the total volume of the formulation is 6ml, or less, and the concentration of fulvestrant is at least 45mgml^{-1} .

5

28. A pharmaceutical formulation as claimed in any claim from 1 to 27 wherein the total amount of fulvestrant in the formulation is 250mg, or more, and the total volume of the formulation is 6ml, or less.

10 29. A pharmaceutical formulation as claimed in claim 28 wherein the total amount of fulvestrant in the formulation is 250mg and the total volume of the formulation is 5 to 5.25ml.

30. A pharmaceutical formulation as claimed in any of claims 1-29 wherein the pharmaceutically-acceptable alcohol is a mixture of 10% weight of ethanol per volume of
15 formulation, 10% weight of benzyl alcohol per volume of formulation, and the formulation contains 15% weight of benzyl benzoate per volume of formulation and the ricinoleate vehicle is castor oil.

31. A pharmaceutical formulation adapted for intramuscular injection, as defined in any
20 claim from 1 to 30, for use in medical therapy.

32. Use of fulvestrant in the preparation of a pharmaceutical formulation, as defined in any claim from 1 to 30, for the treatment of a benign or malignant disease of the breast or reproductive tract.

25

33. A syringe or vial containing a pharmaceutical formulation as defined in claim 30.

30

Z70635WO

Jan2002



UNITED STATES PATENT AND TRADEMARK OFFICE

UNITED STATES DEPARTMENT OF COMMERCE
United States Patent and Trademark Office
Address: COMMISSIONER OF PATENTS AND TRADEMARKS
Washington, D.C. 20231
www.uspto.gov

APPLICATION NO.	FILING DATE	FIRST NAMED INVENTOR	ATTORNEY DOCKET NO.	CONFIRMATION NO.
09/756,291	01/09/2001	John R. Evans	PM 275507 PHM70635/US	5974

9629 7590 12/03/2002
MORGAN LEWIS & BOCKIUS LLP
1111 PENNSYLVANIA AVENUE NW
WASHINGTON, DC 20004

EXAMINER

HUI, SAN MING R

ART UNIT PAPER NUMBER

1617

DATE MAILED: 12/03/2002

Please find below and/or attached an Office communication concerning this application or proceeding.

Office Action Summary

Application No.

09/756,291

Applicant(s)

EVANS ET AL.

Examiner

San-ming Hui

Art Unit

1617

-- The MAILING DATE of this communication appears on the cover sheet with the correspondence address --

Period for Reply

A SHORTENED STATUTORY PERIOD FOR REPLY IS SET TO EXPIRE 3 MONTH(S) FROM THE MAILING DATE OF THIS COMMUNICATION.

- Extensions of time may be available under the provisions of 37 CFR 1.136(a). In no event, however, may a reply be timely filed after SIX (6) MONTHS from the mailing date of this communication.
- If the period for reply specified above is less than thirty (30) days, a reply within the statutory minimum of thirty (30) days will be considered timely.
- If NO period for reply is specified above, the maximum statutory period will apply and will expire SIX (6) MONTHS from the mailing date of this communication.
- Failure to reply within the set or extended period for reply will, by statute, cause the application to become ABANDONED (35 U.S.C. § 133).
- Any reply received by the Office later than three months after the mailing date of this communication, even if timely filed, may reduce any earned patent term adjustment. See 37 CFR 1.704(b).

Status

- 1) Responsive to communication(s) filed on 13 September 2002.
- 2a) This action is FINAL. 2b) This action is non-final.
- 3) Since this application is in condition for allowance except for formal matters, prosecution as to the merits is closed in accordance with the practice under *Ex parte Quayle*, 1935 C.D. 11, 453 O.G. 213.

Disposition of Claims

- 4) Claim(s) 24-50 is/are pending in the application.
- 4a) Of the above claim(s) _____ is/are withdrawn from consideration.
- 5) Claim(s) _____ is/are allowed.
- 6) Claim(s) 24-50 is/are rejected.
- 7) Claim(s) _____ is/are objected to.
- 8) Claim(s) _____ are subject to restriction and/or election requirement.

Application Papers

- 9) The specification is objected to by the Examiner.
- 10) The drawing(s) filed on _____ is/are: a) accepted or b) objected to by the Examiner.
Applicant may not request that any objection to the drawing(s) be held in abeyance. See 37 CFR 1.85(a).
- 11) The proposed drawing correction filed on _____ is: a) approved b) disapproved by the Examiner.
If approved, corrected drawings are required in reply to this Office action.
- 12) The oath or declaration is objected to by the Examiner.

Priority under 35 U.S.C. §§ 119 and 120

- 13) Acknowledgment is made of a claim for foreign priority under 35 U.S.C. § 119(a)-(d) or (f).
- a) All b) Some * c) None of:
1. Certified copies of the priority documents have been received.
2. Certified copies of the priority documents have been received in Application No. _____.
3. Copies of the certified copies of the priority documents have been received in this National Stage application from the International Bureau (PCT Rule 17.2(a)).
- * See the attached detailed Office action for a list of the certified copies not received.
- 14) Acknowledgment is made of a claim for domestic priority under 35 U.S.C. § 119(e) (to a provisional application).
- a) The translation of the foreign language provisional application has been received.
- 15) Acknowledgment is made of a claim for domestic priority under 35 U.S.C. §§ 120 and/or 121.

Attachment(s)

- 1) Notice of References Cited (PTO-892)
- 2) Notice of Draftsperson's Patent Drawing Review (PTO-948)
- 3) Information Disclosure Statement(s) (PTO-1449) Paper No(s) 12.
- 4) Interview Summary (PTO-413) Paper No(s) _____.
- 5) Notice of Informal Patent Application (PTO-152)
- 6) Other: _____

Art Unit: 1617

DETAILED ACTION

The amendments filed September 13, 2002 have been entered. The cancellation of claims 1-23 in the amendments filed September 13, 2002 is acknowledged. The addition of claims 24-50 in the amendments filed September 13, 2002 is acknowledged.

Claims 24 – 50 are drawn to a method of treating benign or malignant disease of the breast or reproductive tract.

The outstanding objection is withdrawn in view of the cancellation of the claims.

The IDS received September 13, 2002 has been considered.

Claim Objections

Claim 32 is objected to because of the following informalities: no period at the end of the claim. Appropriate correction is required.

Claim Rejections - 35 USC § 112

The following is a quotation of the first paragraph of 35 U.S.C. 112:

The specification shall contain a written description of the invention, and of the manner and process of making and using it, in such full, clear, concise, and exact terms as to enable any person skilled in the art to which it pertains, or with which it is most nearly connected, to make and use the same and shall set forth the best mode contemplated by the inventor of carrying out his invention.

Claims 24-50 are rejected under 35 U.S.C. 112, first paragraph, because the specification, while being enabling for cancer and certain hormonal-dependent benign diseases of the breast and endometrial lining, does not reasonably provide enablement for other non-hormonal dependent conditions of the breast and the reproductive tract. The specification does not enable any person skilled in the art to which it pertains, or

Art Unit: 1617

with which it is most nearly connected, to use the invention commensurate in scope with these claims.

In the instant case, the specification fails to provide information that would allow the skilled artisan to practice the instant invention without undue experimentation.

Attention is directed to *In re Wands*, 8 USPQ2d 1400 (CAFC 1988) at 1404 where the court set forth the eight factors to consider when assessing if a disclosure would have required undue experimentation. Citing *Ex parte Forman*, 230 USPQ 546 (BdApls 1986) at 547 the court recited eight factors:

- 1) the quantity of experimentation necessary,
- 2) the amount of direction or guidance provided,
- 3) the presence of absence of working examples,
- 4) the nature of the invention,
- 5) the state of the prior art,
- 6) the relative skill of those in the art
- 7) the predictability of the art, and
- 8) the breadth of the claims.

Applicant fails to set forth the criteria that define "benign disease of the breast and reproductive tract". In the instant case, only a limited number of "disease of the breast and reproductive tract" examples are set forth, thereby failing to provide sufficient working examples. It is noted that these examples are neither exhaustive, nor define the type or kind of disease treated. The pharmaceutical art is unpredictable, requiring each embodiment to be individually assessed for physiological activity. The instant

Art Unit: 1617

claims read on all "disease of the breast and reproductive tract" which including non-hormonal-dependent medical conditions, such as yeast vaginitis, bacterial vaginitis, genital herpes, viral vaginitis, and sexual transmitted diseases, necessitating an exhaustive search for the embodiments suitable to practice the claimed invention.

Applicants fail to provide information sufficient to practice the claimed invention, absent undue experimentation.

The following is a quotation of the second paragraph of 35 U.S.C. 112:

The specification shall conclude with one or more claims particularly pointing out and distinctly claiming the subject matter which the applicant regards as his invention.

Claim 32 is rejected under 35 U.S.C. 112, second paragraph, as being indefinite for failing to particularly point out and distinctly claim the subject matter which applicant regards as the invention.

Claim 32 is not understood because it is an incomplete claim.

Claim Rejections - 35 USC § 103

The following is a quotation of 35 U.S.C. 103(a) which forms the basis for all obviousness rejections set forth in this Office action:

(a) A patent may not be obtained though the invention is not identically disclosed or described as set forth in section 102 of this title, if the differences between the subject matter sought to be patented and the prior art are such that the subject matter as a whole would have been obvious at the time the invention was made to a person having ordinary skill in the art to which said subject matter pertains. Patentability shall not be negated by the manner in which the invention was made.

Art Unit: 1617

The factual inquiries set forth in *Graham v. John Deere Co.*, 383 U.S. 1, 148 USPQ 459 (1966), that are applied for establishing a background for determining obviousness under 35 U.S.C. 103(a) are summarized as follows:

1. Determining the scope and contents of the prior art.
2. Ascertaining the differences between the prior art and the claims at issue.
3. Resolving the level of ordinary skill in the pertinent art.
4. Considering objective evidence present in the application indicating obviousness or nonobviousness.

Claims 24-50 are rejected under 35 U.S.C. 103(a) as being unpatentable over Dukes (EP 0 346 014 from the IDS received February 1, 2002) in view of Lehmann et al. (US Patent Re. 28,690), GB 1 569 286 from the IDS received February 1, 2002 (herein after referred as '286), and Remington (Remington's Pharmaceutical Sciences, 18th ed., 1990, page 219).

Dukes teaches antiestrogen agents, including fulvestrant, are useful in treating postmenopausal symptoms such as urogenital atrophy affecting the vagina (See page 3, lines 56-page 4, line 1; also page 7, line 28-29). Dukes teaches that antiestrogen agent, including fulvestrant, may be used in a dosage of 50mg to 5g in vehicle comprising castor oil and benzyl alcohol (See page 7, line 20-24).

Dukes does not expressly teach the dosage of fulvestrant to be 45mg. Dukes does not expressly teach the employment of benzyl benzoate, in the percent amount of 60% w/v or less, or 50% w/v or less, or 45% w/v or less, 40% w/v or less, or 35% w/v or less, or 30% w/v or less, 25% w/v or less, or 10-25% w/v, or 12-18% w/v, as part of the vehicle herein. Dukes does not expressly teach the total amount of the fulvestrant-containing composition administered. Dukes does not expressly teach weight amount

Art Unit: 1617

of castor oil and benzyl alcohol. Dukes does not expressly teach the employment of ethanol as part of the vehicle herein. Dukes does not expressly teach the dosage of fulvestrant to be 250mg. Dukes does not expressly teach the plasma concentration of fulvestrant herein.

Lehmann et al. teaches that benzyl benzoate and castor oil are well-known solvent useful as conventional carriers for steroids (See col. 1, line 21-26).

'286 teaches an intramuscular injection of testosterone derivative containing castor oil/benzoate in a ratio of 6:4 (See page 1, line 17).

Remington teaches that ethanol is one of the most commonly used solvents in pharmaceutical industry (See page 219).

It would have been obvious to one of ordinary skill in the art at the time the invention was made to employ benzyl benzoate, ethanol, castor oil, and benzyl alcohol, in the herein claimed weight percent, with fulvestrant in the dosage herein, in a method of treating postmenopausal symptoms such as urogenital atrophy in the vagina.

One of ordinary skill in the art would have been motivated to employ benzyl benzoate, ethanol, castor oil, and benzyl alcohol, in the herein claimed weight percent, with fulvestrant, in the dosage herein, in a method of treating postmenopausal symptoms such as urogenital atrophy because fulvestrant is known to be useful in treating urogenital atrophy, a benign disease of the female reproductive tract in the vagina. Castor oil and benzyl alcohol are known to be effective as vehicle for fulvestrant. Ethanol is a commonly used pharmaceutical solvent. Benzyl benzoate is known to be effective as solvent for steroidal compounds. Since fulvestrant is a

Art Unit: 1617

estrogen derivative, benzyl benzoate would be reasonably expected to be useful as a solvent for fulvestrant. Therefore, combining one or more agents, which are known to be useful as commonly used solvents, such as benzyl benzoate, ethanol, castor oil, and benzyl alcohol, together and incorporated such combination with an estrogen derivatives, fulvestrant, would be reasonably expected to be useful in formulating a pharmaceutical composition. Furthermore, employing such fulvestrant-containing composition to treat urogenital atrophy in vagina would be reasonably expected to be effective. Moreover, the optimization of result effect parameters (e.g., amount of excipients, dosage range, and dosing regimens) is obvious as being within the skill of the artisan.

One of ordinary skill in the art would have been motivated to maintain the plasma concentration of fulvestrant herein because maintaining the therapeutic plasma level of the active compounds would be considered obvious as being within the purview of the skilled artisan.

Any inquiry concerning this communication or earlier communications from the examiner should be directed to San-ming Hui whose telephone number is (703) 305-1002. The examiner can normally be reached on Mon 9:00 to 1:00, Tu - Fri from 9:00 to 6:00.


If attempts to reach the examiner by telephone are unsuccessful, the examiner's supervisor, Sreeni Padmanabhan, PhD., can be reached on (703) 305-1877. The fax phone numbers for the organization where this application or proceeding is assigned

Art Unit: 1617

are (703) 308-4556 for regular communications and (703) 308-4556 for After Final communications.

Any inquiry of a general nature or relating to the status of this application or proceeding should be directed to the receptionist whose telephone number is (703) 308-1235.

San-ming Hui
December 2, 2002


SREENI PADMANABHAN
PRIMARY EXAMINER
SREENI PADMANABHAN
PRIMARY EXAMINER

12/2/02

Notice of References Cited

Application/Control No.

09/756,291

Applicant(s)/Patent Under

Reexamination

EVANS ET AL.

Examiner

San-ming Hui

Art Unit

1617

Page 1 of 1

U.S. PATENT DOCUMENTS

*		Document Number Country Code-Number-Kind Code	Date MM-YYYY	Name	Classification
	A	US-Re. 28,690	01-1976	Lehmann et al.	
	B	US-			
	C	US-			
	D	US-			
	E	US-			
	F	US-			
	G	US-			
	H	US-			
	I	US-			
	J	US-			
	K	US-			
	L	US-			
	M	US-			

FOREIGN PATENT DOCUMENTS

*		Document Number Country Code-Number-Kind Code	Date MM-YYYY	Country	Name	Classification
	N					
	O					
	P					
	Q					
	R					
	S					
	T					

NON-PATENT DOCUMENTS

*		Include as applicable: Author, Title Date, Publisher, Edition or Volume, Pertinent Pages)
	U	Remington's Pharmaceutical Sciences, 18th ed., 1990, page 219
	V	
	W	
	X	

*A copy of this reference is not being furnished with this Office action. (See MPEP § 707.05(a).)
 Dates in MM-YYYY format are publication dates. Classifications may be US or foreign.


Atty. Dkt. No.	M#	Class. Ref.
	056291-5004	770636/US
Applicant: Evans et al.		SEP 17 2002
Appln. No.: 09/756,291		TECH CENTER 1000/2002
Filing Date: January 9, 2001		
Examiner: Hui, San Ming R.	Group Art Unit: 1617	

**INFORMATION DISCLOSURE STATEMENT
 BY APPLICANT**

Date: September 13, 2002 Page 1 of 1

U.S. PATENT DOCUMENTS

Examiner's Initials*	Document Number	Date MM/YYYY	Name (Family Name of First Inventor)	Class	Sub Class	Filing Date (if appropriate)
AR						
BR						
CR						
DR						
ER						
FR						
GR						
HR						
IR						



FOREIGN PATENT DOCUMENTS

	Document Number	Date MM/YYYY	Country	Inventor Name	English Abstract		Translation Readily Available	
					Enclosed	No	Enclose	No
JR								
KR								
LR								
MR								
NR								
OR								
PR								
QR								

OTHER (Including in this order Author, Title, Periodical Name, Date, Pertinent Pages, etc.)

SM	RR	Howell et al., "Response to a specific antioestrogen (ICI 182780) in tamoxifen-resistant breast cancer", The Lancet, Jan. 7, 1995, pp. 29-30
SM	SR	Osborne et al., "Comparison of the Effects of a Pure Steroidal Antiestrogen With Those of Tamoxifen in a Model of Human Breast Cancer", Journal of the National Cancer, May 1995, Vol. 87, No. 10, pp. 746-750
SM	TR	Robertson et al., "A PARTIALLY-BLIND, RANDOMISED, MULTICENTRE STUDY COMPARING THE ANTI-TUMOR EFFECTS OF SINGLE DOSES (50, 125 AND 250MG) OF LONG-ACTING (LA) 'FASLODEX' (ICI 182,780 WITH TAMOXIFIN IN POSTMENOPAUSAL WOMEN WITH PRIMARY BREAST CANCER PRIOR TO SURGERY"; Abstract 28, 22nd Annual San Antonio Breast Cancer Symposium: Dec. 8-11, 1999, San Antonio, Breast Cancer Research and Treatment 1999; 57 (1; special issue); p. 31
	UR	

Examiner: *[Signature]* Date Considered: 11/21/02

*EXAMINER: Initial if citation considered, whether or not citation is in conformance with MPEP § 609. Draw line through citation if not in conformance and not considered. Include copy of this form with next communication to Applicant.



RECEIVED JUN 05 2003 617

TECH CENTER 1600/2900

PATENT ATTORNEY DOCKET NO.: 056291-5004

IN THE UNITED STATES PATENT AND TRADEMARK OFFICE

Handwritten: #14
MP
6/10/03

In re PATENT APPLICATION of:)
EVANS et al.)
Appln. No.: 09/756,291)
Filed: January 9, 2001)
FOR: FORMULATION)

) Group Art Unit: 1617

) Examiner: Hui, San Ming

Commissioner for Patents
U.S. Patent and Trademark Office
2011 South Clark Place
Customer Window, **Mail Stop** _____
Crystal Plaza Two, Lobby, Room 1B03
Arlington, VA 22202

Date: June 3, 2003

Sir:

AMENDMENT TRANSMITTAL FORM

1. Transmitted herewith is an Amendment responding to the Office Action dated December 3, 2002.

2. Additional papers enclosed:

- Information Disclosure Statement
- Form PTO-1449, 1 reference included
- Citations
- Declaration of Biological Deposit
- Submission of "Sequence Listing", computer readable copy and/or amendment pertaining thereto for biotechnology invention containing nucleotide and/or amino acid sequence.
- Drawings: Formal Informal (Correction)

06/04/2003 HGUETM1 00000060 500310 09756291

01 FC:1253 930.00 CH

3. Extension of Time

The proceedings herein are for a patent application and the provisions of 37 C.F.R. § 1.136(a) apply.

- Applicant believes that no extension of time is required. However, this conditional petition is being made to provide for the possibility that applicant has inadvertently overlooked the need for a petition and fee for extension of time.
- Applicant petitions for an extension of time, the fees for which are set out in 37 C.F.R. § 1.17(a), for the total number of months checked below:

<u>Total Months Requested</u>	<u>Fee for Extension</u>	<u>Small Entity Fee</u>
<input type="checkbox"/> one month	\$ 110.00	\$ 55.00
<input type="checkbox"/> two months	410.00	205.00
<input checked="" type="checkbox"/> three months	930.00	465.00
<input type="checkbox"/> four months	1,450.00	725.00
<input type="checkbox"/> five months	1,970.00	985.00

If an additional extension of time is required, please consider this a Petition therefor.

- An extension for _____ months has already been secured and the fee paid therefor of \$_____ is deducted from the total fee due for the total months of extension now requested.

Extension of time fee due with this request: \$930.00

4. Constructive Petition

- EXCEPT for issue fees payable under 37 C.F.R. § 1.18, the Commissioner is hereby authorized by this paper to charge any additional fees during the entire pendency of this application including fees due under 37 C.F.R. §§ 1.16 and 1.17 which may be required, including any required extension of time fees, or credit any overpayment to Deposit Account 50-0310. This paragraph is intended to be a CONSTRUCTIVE PETITION FOR EXTENSION OF TIME in accordance with 37 C.F.R. § 1.136(a)(3).


5. Fee Calculation (37 C.F.R. §1.16)

CLAIMS AS AMENDED						
	Claims Remaining After Amendment		Highest No. Previously Paid	Present Extra	at Rate of	Total Fees
Total Claims (37 C.F.R. §1.16(c))	47	minus	47	0	x \$18.00 each=	\$ 0.00
Independent Claims (37 C.F.R. §1.16(b))	4	minus	4	0	x \$84 each=	\$ 0.00
<input type="checkbox"/> First presentation of Multiple dependent claim(s)					\$280.00	\$ 0.00
SUB-TOTAL =						\$ 0.00
Fee for <u>2</u> Month Extension of Time						\$ 930.00
Fee for Information Disclosure Statement						\$ 180.00
Reduction by ½ for filing by a small entity						\$ 0.00
TOTAL FEE =						\$ 1,110.00

6. Fee Payment

- The Commissioner is hereby authorized to charge \$1,110.00 to Deposit Account No. 50-0310 for Three Month Extension of Time Fee (\$930.00) and Information Disclosure Statement Fee (\$180.00).
- The Commissioner is hereby authorized to charge any additional fees which may be required, including fees due under 37 C.F.R. §§ 1.16 and 1.17, or credit any overpayment to Deposit Account 50-0310.

Respectfully Submitted
Morgan Lewis & Bockius LLP



Date: June 3, 2003
Morgan Lewis & Bockius LLP
Customer No. 09629
1111 Pennsylvania Avenue, N.W.
Washington, D.C. 20004
Tel. No.: 202-739-3000
DJB:mk

By: _____

Donald J. Bird
Registration No. 25,323
Tel. No.: (202) 739-5320
Fax No.: (202) 739-3001



RECEIVED

JUN 05 2003

TECH CENTER 1600/2900

ATTORNEY DOCKET NO.: 056291-5004

IN THE UNITED STATES PATENT AND TRADEMARK OFFICE

In re PATENT APPLICATION of:)
EVANS et al.)
Appln. No.: 09/756,291)
Filed: January 9, 2001)
FOR: FORMULATION)

Group Art Unit: 1617

Examiner: Hui, San Ming R

#15/B
MP
6/10/03

Commissioner for Patents
U.S. Patent and Trademark Office
2011 South Clark Place
Customer Window, Mail Stop
Crystal Plaza Two, Lobby, Room 1B03
Arlington, VA 22202

Date: June 3, 2003

Sir:

AMENDMENT AND RESPONSE

This is in response to the Office Action dated December 3, 2002, the time for responding to which has been extended to and including June 3, 2003, by the petition and authorization for fee payment submitted herewith. Please amend the above-identified application as follows:

IN THE CLAIMS:

Claims 1-23 (cancelled)

24. (currently amended) A method of treating a hormonal dependent benign or malignant disease of the breast or reproductive tract by administration to a human in need of such treatment an intra-muscular injection of a pharmaceutical formulation comprising fulvestrant, 30% or less weight of a pharmaceutically-acceptable alcohol per volume of formulation, at least 1% weight of a pharmaceutically-acceptable non-aqueous ester solvent miscible in a ricinoleate vehicle per volume of formulation and a sufficient amount of a ricinoleate vehicle, whereby a therapeutically significant blood plasma fulvestrant concentration of at least 2.5ngml^{-1} is attained for at least 2 weeks after injection.

25. (previously added) The method as claimed in claim 24 wherein the benign or malignant disease is breast cancer.

26. (previously added) The method as claimed in claim 24 wherein the blood plasma fulvestrant concentration is attained for at least 4 weeks after injection.

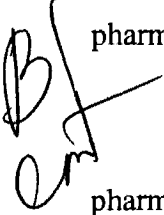
27. (previously added) The method as claimed in claim 24 wherein the blood plasma fulvestrant concentration is attained for 2 to 5 weeks after injection.

28. (currently amended) A method of treating a hormonal dependent benign or malignant disease of the breast or reproductive tract by administration to a human in need of such treatment an intra-muscular injection of a pharmaceutical formulation comprising fulvestrant, 30% or less weight of a pharmaceutically-acceptable alcohol per volume of formulation, at least 1% weight of a pharmaceutically-acceptable non-aqueous ester solvent miscible in a ricinoleate vehicle per volume of formulation and a sufficient amount of a ricinoleate vehicle whereby the formulation comprises at least 45mgml^{-1} of fulvestrant.

29. (previously added) The method as claimed in claim 24 or 28 wherein the pharmaceutical formulation contains 25% w/v or less of a pharmaceutically-acceptable alcohol.

30. (previously added) The method as claimed in claim 29 wherein the pharmaceutical formulation contains 20% w/v or less of a pharmaceutically-acceptable alcohol.

31. (previously added) The method as claimed in claim 29 wherein the pharmaceutical formulation contains 15-25% w/v of a pharmaceutically acceptable alcohol.

 32. (currently amended) The method as claimed in claim 29 wherein the pharmaceutical formulation contains 17-23% w/v of a pharmaceutically acceptable alcohol.

33. (previously added) The method as claimed in claim 24 or 28 wherein the pharmaceutical formulation contains 60% w/v or less of a pharmaceutically-acceptable non-aqueous ester solvent.

34. (previously added) The method as claimed in claim 33 wherein the pharmaceutical formulation contains 50%w/v or less of a pharmaceutically-acceptable non-aqueous ester solvent .


35. (previously added) The method as claimed in claim 33 wherein the pharmaceutical formulation contains 45% w/v or less of a pharmaceutically-acceptable non-aqueous ester solvent.

36. (previously added) The method as claimed in claim 33 wherein the pharmaceutical formulation contains 40% w/v or less of a pharmaceutically-acceptable non-aqueous ester solvent.

37. (previously added) The method as claimed in claim 33 wherein the pharmaceutical formulation contains 35% w/v or less of a pharmaceutically-acceptable non-aqueous ester solvent.

38. (previously added) The method as claimed in claim 33 wherein the pharmaceutical formulation contains 30% w/v or less of a pharmaceutically-acceptable non-aqueous ester solvent.

39. (previously added) The method as claimed in claim 33 wherein the pharmaceutical formulation contains 25% w/v or less of a pharmaceutically-acceptable non-aqueous ester solvent.

 40. (previously added) The method as claimed in claim 33 wherein the pharmaceutical formulation contains 10-25% w/v of a pharmaceutically acceptable non-aqueous ester solvent.

41. (previously added) The method as claimed in claim 33 wherein the pharmaceutical formulation contains 12-18% w/v of a pharmaceutically acceptable non-aqueous ester solvent.

42. (previously added) The method as claimed in claim 24 or 28 wherein the pharmaceutically-acceptable alcohol is a mixture of ethanol and benzyl alcohol.

43. (previously added) The method as claimed in claim 24 or 28 wherein the pharmaceutically-acceptable non-aqueous ester solvent is selected from benzyl benzoate, ethyl oleate, isopropyl myristate, isopropyl palmitate or a mixture of any thereof.

44. (previously added) The method as claimed in claim 43 wherein the pharmaceutically-acceptable non-aqueous ester solvent is benzyl benzoate.

45. (previously added) The method as claimed in claim 24 or 28 wherein the total volume of the formulation administered to said human is 6ml or less, and the concentration of fulvestrant in said formulation is at least 45mgml^{-1} .

46. (previously added) The method as claimed in claim 24 or 28 wherein the total volume of the formulation administered to said human is 6ml or less, and the total amount of fulvestrant in said volume of formulation is 250mg or more.

47. (previously added) The method as claimed in claim 46 wherein the total volume of the formulation is from 5 to 5.25ml, the total amount of fulvestrant in said volume of formulation is 250mg.

48. (previously added) The method as claimed in claim 24 or 28 wherein the pharmaceutically-acceptable alcohol is a mixture of 10% weight of ethanol per volume of formulation, 10% weight of benzyl alcohol per volume of formulation and 15% weight of benzyl benzoate per volume of formulation and the ricinoleate vehicle is castor oil.

49. (currently amended) A method of treating a hormonal dependent benign or malignant disease of the breast or reproductive tract by administration to a human in need of such treatment an intra-muscular injection of a pharmaceutical formulation comprising fulvestrant, 15-25% weight of a pharmaceutically-acceptable alcohol per volume of formulation, 10-25 % weight of a pharmaceutically-acceptable non-aqueous ester solvent miscible in a ricinoleate vehicle per volume of formulation and a sufficient amount of a ricinoleate vehicle so as to prepare a formulation of at least 45mgml^{-1} of fulvestrant.

50. (currently amended) A method of treating a hormonal dependent benign or malignant disease of the breast or reproductive tract by administration to a human in need of such treatment an intra-muscular injection of a pharmaceutical formulation comprising fulvestrant, 17-23% weight of a pharmaceutically-acceptable alcohol per volume of formulation, 12-18 % weight of a pharmaceutically-acceptable non-aqueous ester solvent

miscible in a ricinoleate vehicle per volume of formulation and a sufficient amount of a
ricinoleate vehicle so as to prepare a formulation of at least 45mgml^{-1} of fulvestrant.

REMARKS

Reconsideration of the rejection of all claims is respectfully requested in view of the above amendments and the following remarks.

Claim Amendments

Independent claims 24, 28, 49 and 50 are currently amended above to clarify that the claimed invention is directed toward a method of treating "hormonal dependent benign or malignant disease of the breast or reproductive tract" pursuant to the Examiner's suggestion at page 2 of the Action. Support for this amendment is found throughout the specification, e.g., at page 2, lines 9-18 and page 16, lines 4-5.

Claim 32 is currently amended above to clarify that the 17-23% refers to "w/v of a pharmaceutically acceptable alcohol." The need for this correction and the nature thereof is readily apparent from claim 29, upon which claim 32 is dependent.

No new matter is added by the above amendments, and entry thereof is believed to be in order and is respectfully requested. Following entry of these amendments, claims 24-50 remain pending in this application.

Claim Objections

The informality objection to claim 32 as lacking a period has been corrected and overcome by the above amendment to claim 32.

Claim Rejections – 35 USC § 112

Claims 24-50 have been rejected under 35 USC § 112, first paragraph, as lacking enablement. Specifically, the Examiner notes that the specification, “while being enabling for cancer and certain hormonal-dependent benign diseases of the breast and endometrial lining, does not reasonably provide enablement for other non-hormonal dependent conditions of the breast and the reproductive tract.” This ground for rejection has been specifically addressed and overcome by amending each dependent claims (and therefore each claim dependent thereon) to specifically recite that the method of treatment applies to “hormonal dependent benign or malignant disease of the breast or reproductive tract.” Withdrawal of this ground for rejection is therefore respectfully requested.

Claim Rejections – 35 USC § 103

Claims 24-50 have been rejected under 35 USC § 103(a) as being unpatentable over Dukes, EP 0 346 014 (hereinafter “Dukes”) in view of Lehmann *et al*, US Patent Re 28,690 (hereinafter “Lehmann”), GB 1 569 286 (hereinafter “GB ‘286), and Remington’s Pharmaceutical Sciences (hereinafter “Remington”).

In applying the primary Dukes reference, the Examiner notes:

Dukes teaches antiestrogen agents, including fulvestrant, are useful in treating postmenopausal symptoms such as urogenital atrophy affecting the vagina (See page 3, lines 56-page 4, line 1; also page 7, line 28-29). Dukes teaches that antiestrogen agent, including fulvestrant, may be used in a dosage of 50mg to 5g in vehicle comprising castor oil and benzyl alcohol (See page 7, 20-24).

(Action at page 5). The Examiner acknowledges in the following paragraph, however, that Dukes does not expressly teach the dosage of fulvestrant, the formulation and/or plasma concentration of fulvestrant as recited in the present claims. The Examiner attempts to fill the

acknowledged gaps in the Dukes disclosure with the secondary references, specifically

noting:

Lehman et al. teaches that benzyl benzoate and castor oil are well-known solvent useful as conventional carriers for steroids (See col. 1, line 21-26).

'286 teaches an intramuscular injection of testosterone derivative containing castor oil/benzoate in the ratio of 6:4 (See page 1, line 17).

Remington teaches that ethanol is one of the most commonly used solvents in pharmaceutical industry (See page 219).

(Action page 6). From a combination of these references, the Examiner concludes:

Therefore, combining one or more agents, which are known to be useful as commonly used solvents, such as benzyl benzoate, ethanol, castor oil, and benzyl alcohol, together and incorporated such combination with an estrogen derivatives, fulvestrant, would be reasonably expect to be useful in formulating a pharmaceutical composition. Furthermore, employing such fulvestrant-containing composition to treat urogenital atrophy in vagina would be reasonably expected to be effective. Moreover, the optimization of result effect parameters (e.g., amount of excipients, dosage range, and dosing regimens) is obvious as being within the skill of the artisan.

One of ordinary skill in the art would have been motivated to maintain the plasma concentration of fulvestrant herein because maintaining the therapeutic plasma level of the active compounds would be considered obvious as being within the purview of the skilled artisan.

(Action page. 7).

Applicants respectfully disagree.

Applicants recognize in their specification at page 3 and in Table I that sustained release injectable steroidal formulations are known (and commercialized) using various oils to solubilize the compound and additional excipients such as benzyl benzoate, benzyl alcohol and ethanol. However, as also noted at page 3, lines 4-7, fulvestrant (to which the presently claimed invention is specifically directed) is a *particularly* lipophilic molecule, even when compared with other steroidal compounds, and has an *extremely* low aqueous solubility of

around 10 ngml⁻¹.¹ In their quest for an appropriate injection vehicle for fulvestrant, applicants found that fulvestrant is significantly more soluble in castor oil than any of the other oils tested, as noted at page 6 of the specification and in Table 2. They acknowledge that the greater solvating ability of castor oil for steroidal compounds is known, and is attributed to the high number of hydroxyl groups of ricinoleic acid present in castor oil, citing Riffkin (1964).² Nevertheless, applicants found that it was not possible to dissolve fulvestrant in castor oil alone so as to achieve a high enough concentration to dose a patient in an acceptably low volume injection and still achieve a therapeutically significant release rate (specification pages 6-7). Even with the prior art disclosures of additionally using various alcohols and esters, applicants were faced with a particularly difficult problem resulting from the very low solubility of fulvestrant that was not specifically addressed by the prior art.

Again, it should be borne in mind that the claims are drawn to the *single pharmaceutical agent, fulvestrant*. In this regard, the Examiner cites Dukes as the primary reference as teaching that antiestrogen agents, including fulvestrant, may be used in a dosage of 50mg to 5g in vehicle comprising castor oil and benzyl alcohol. However, Dukes lists an enormous number of possible formulations, including tablets and capsules for oral administration, aqueous suspensions of the active ingredient in finely powdered form, oily suspensions, dispersible powders, oil-in-water emulsions, injectable aqueous or oily suspensions, including in the form of a depot of the active ingredients at the injection site to

¹ This solubility had to be estimated from a water/solvent mixture solute since measurements this low could not be achieved in a water only solute (specification at page 3, lines 6-7).

² Riffkin et al., "Castor Oil as a Vehicle for Parenteral Administration of Steroid Hormones", *Journal of Pharmaceutical Sciences*, Vol. 53, No. 8, August 1964, pp. 891-895; cited at specification page 6, lines 14-15, and as Reference NR on page 3 of the form PTO-1449 submitted with the Information Disclosure Statement filed herein on February 1, 2002.

provide the sustained release thereof, suppository formulations and topical formulations; see the text from page 4, line 28 to page 5, line 36. Dukes does not suggest that there are any problems with fulvestrant in these formulations. Example 3 of Dukes discloses a castor oil formulation for intramuscular injection consisting of fulvestrant 50mg/ml, benzyl alcohol (40 %) administered at 2 weekly intervals. Again, Dukes does not suggest that there are any problems with this formulation. Example 2 of Dukes uses a propylene glycol based intramuscular injection of fulvestrant, and again Dukes does not suggest that there are any problems with this formulation.

Therefore Dukes does not suggest that there would be any problem using fulvestrant in any of these formulations, and does not even express a preference for castor oil based intramuscular formulations over other injectable formulations of fulvestrant in general, let alone the particular castor oil based formulations having the features of the presently claimed invention. Accordingly, there is no motivation to move on from Dukes.

In particular, persons skilled in the art would have no motivation to combine Dukes with the disclosures of Lehmann or GB '286, as asserted by the Examiner. Fulvestrant is a very different pharmaceutical agent from the agents described in Lehmann and GB '286 patent for the following reasons.

These citations all relate to formulated *prodrugs* (not drugs *per se*) in the form of drug esters. Fulvestrant is not a prodrug and a skilled person working with fulvestrant drug would not turn to such citations for teaching relevant to fulvestrant *per se*, which is not amenable to such prodrug formulation.

Esterification of readily soluble base drugs with lipophilic fatty acids forms a prodrug ester whose hydrophobic side chains partition preferentially into the oil vehicle.

Prolongation of prodrug release is provided by rate limiting diffusion of prodrug into extracellular fluid where various esterases liberate active drug. As explained in Mackey (1995),³ a copy of which is included with the further Information Disclosure Statement submitted herewith:

Depot formulations are widely used to enhance therapeutic compliance and convenience by prolonging the duration of drug action. Among the most widely used depot formulations are drug esters administered in an oil vehicle. Esterification of base drugs with appropriate lipophilic fatty acids forms a pro-drug ester whose hydrophobic side-chains partition preferentially into the oil vehicle. Prolongation of the pro-drug release is provided by the rate-limiting retarded diffusion of the pro-drug ester into the extracellular fluid where ubiquitous non-specific esterases hydrolyse the ester bond to liberate active drug. In addition to forming a hydrophobic depot, the oil vehicle limits local chemical irritation and cytotoxicity caused by some drugs (Svendsen and 'Blom, 1984). This oil-based formulation has been widely and successfully used for sex steroids including androgens, oestrogens and progestins as well as psychotropic drugs such as fluphenazine, haloperidol and related major tranquilizers (Gilman *et al.*, 1990). Oils derived from vegetable sources such as castor or sesame seeds or peanuts (*Arachis*) have been widely used whereas mineral oils are too irritating (Symmers, 1955).

(Mackey at pages 863-864 under "Discussion"; emphasis added)

Mackey continues at the top of page 863, "(t)estosterone esters in an oil vehicle have been for decades the most widely used modality of delivering androgen replacement therapy in male hypogonadism" (emphasis added). Similarly, steroidal ester prodrugs in an oil vehicle are disclosed in Lehmann (diesters of nortestosterone in a variety of vegetable oils including castor oil, as well as various synthetic solvents including benzyl benzoate) and GB '286 (norethisterone oenanthate in a mixture of castor oil/benzyl benzoate). See, also, Riffkin (1964), *supra*, disclosing 17-hydroxyprogesterone caproate and estradiol valerate in

³ Mackey *et al.*, "Tolerability of intramuscular injections of testosterone ester in oil vehicle," Human Reproduction, 1995, vol. 10 no. 4, pp. 862-895.

various oil vehicles (including castor oil) with various cosolvents (including benzyl alcohol and benzyl benzoate).

As well as not being amenable to the prodrug approach, fulvestrant has very different chemical properties in terms of its markedly lower water solubility compared with the drugs disclosed in these references. Even if formulated in oils, water solubility is one of the principal factors governing release and bioavailability from any formulation.

For example, the drugs of Lehmann and GB '286 are suitable for oral administration and are converted into a *less hydrophilic* prodrug form to allow formulation in a oily depot. Given the already low water solubility of fulvestrant, it would simply not make sense for a skilled person to make it into an even less water soluble prodrug.

Lehmann states that the relevant prodrug compounds are "readily soluble" (col 1, line 21) and refers to their "considerable solubility" (col 1, line 27). These prodrug compounds are said to be readily soluble in a wide range of vegetable oils and synthetic solvents (col 1, lines 23-26). In contrast, fulvestrant is significantly more soluble in castor oil (20 mg/ml) compared with other oils tested (see Table 2 of the specification). Lehman lists benzyl benzoate as a synthetic solvent in which the prodrugs are "readily soluble" whereas the solubility of fulvestrant in benzyl benzoate is only 6.15 mg/ml (again see Table 2 of the specification).

A specific example in the '286 patent uses 200 mg of prodrug (norethisterone oenanthate) in as little as 0.6 ml of castor oil/ benzyl benzoate (6:4) – see page 1, lines 27-29. This formulation would simply not work for fulvestrant.

Therefore a skilled person starting from Dukes would not turn to the injectable vehicles of Lehmann or GB '286 patent, or Riffkin, to improve upon the formulations disclosed in Dukes with respect to fulvestrant.

Finally, Remington simply teaches in the abstract, and unrelated to injectable oil vehicles for steroidal compounds, that “(e)thanol, as a solvent, is next in importance to water.” This reference provides no teaching specifically relevant to formulation of fulvestrant, and does not overcome the shortcomings of the combination of the other references as discussed above.

As discussed above, the primary Dukes references teaches antiestrogen agents, including fulvestrant, in a great variety of modes of administration and vehicles, including in a vehicle comprising castor oil and benzyl alcohol. However, as the Examiner notes at page 5 of the Action, Dukes does not teach the inclusion of benzyl benzoate in such vehicle. In fact, Dukes does not teach the inclusion of any “pharmaceutically-acceptable non-aqueous ester solvent miscible in a ricinoleate vehicle” in context of fulvestrant. Although other references cited by the Examiner and/or noted above teach various combinations of oil, alcohol and/or ester, these references would not suggest to persons skilled in the art the modification of the Dukes teaching by addition of such a “pharmaceutically-acceptable non-aqueous ester solvent miscible in a ricinoleate vehicle” in formulations of fulvestrant, for the reasons detailed above. In particular, there is no motivation in Dukes to modify the formulation of Example 3 by including an ester solvent, particularly as fulvestrant is less soluble in esters than in alcohols.

A person of ordinary skill would always measure solubility of fulvestrant in a vehicle component before using it. Example 3 of Dukes discloses a castor oil formulation for

intramuscular injection consisting of fulvestrant 50mg/ml, benzyl alcohol (40 %). Looking at Table 2 in the specification, the solubility of fulvestrant in benzyl alcohol is over 200mg/ml. A non-aqueous ester solvent such as benzyl benzoate gives a solubility of fulvestrant of only 6.15 mg/ml. Upon making such a determination, the observed low solubility of the ester would teach a person of ordinary skill not to use it further in the formulation. However, when the inventors included ester solvent in lieu of part of the alcohol component, they observed the following:

We have surprisingly found that the introduction of a non-aqueous ester solvent which is miscible in the castor oil and an alcohol surprisingly eases the solubilisation of fulvestrant into a concentration of at least 50 mgml^{-1} - see Table 3 below. The finding is surprising since the solubility of fulvestrant in non-aqueous ester solvents - see Table 2 above - is significantly lower than the solubility of fulvestrant in an alcohol. The solubility of fulvestrant is also lower in non-aqueous ester solvents than is the solubility of fulvestrant in castor oil.

(Specification page 7, lines 13-18).

In other words, looking at Table 3 of the specification and comparing the data in column pairs across the page, it is evident that inclusion of ester (benzyl benzoate) increases the solubility of fulvestrant in the formulation. For example, looking at columns 1 and 2, the addition of ester to the formulation increases the solubility of fulvestrant from 27 mg/ml to 36 mg/ml. This is unexpected because Table 2 shows us that non-aqueous ester solvent such as benzyl benzoate gives a solubility of fulvestrant of only 6.15 mg/ml.

Thus, persons of ordinary skill in this art, starting from the Dukes disclosure with respect to fulvestrant, would not be motivated to draw from the teachings of the secondary references, which teach or strongly favor the use of ester prodrugs of the steroidal compounds they employ, which are significantly more water soluble than fulvestrant. The particularly lipophilic fulvestrant is not amenable to such prodrug formulation, as discussed

above. Moreover, even if such skilled person were to explore the possibility of substituting an ester such as benzyl benzoate for a portion of the alcohol component of Dukes, they would have been put off from doing so when they appreciated the very low solubility of fulvestrant in such ester. Applicants' discovery of the surprising synergistic effect from the introduction of such a non-aqueous ester solvent which is miscible in the castor oil and an alcohol on easing the solubilization of fulvestrant in castor oil further heightens the unobviousness of the present claims.

Information Disclosure Statement


A further Information Disclosure Statement is submitted herewith, together with a form PTO-1449 formally citing the Mackey *et al.* article noted above and a copy of the cited article. Also, for clarification, it is assumed that the Examiner's statement at page 2 of the action that "the IDS received September 13, 2002 [has] been considered" refers to both Information Disclosure Statements submitted (received) on September 13, 2002, in that both are specifically referred to on page 6 of the Amendment and Response filed September 13, 2002, and a search of the PAIR database confirms that both were separately received and entered into the file by the US Patent and Trademark office on that date.

Conclusion

In view of the above amendments and the foregoing remarks, it is believed that all grounds for rejection have been addressed and overcome. Therefore, withdrawal of the rejections and allowance of all claims are believed to be in order and are respectfully requested.

Respectfully Submitted,
Morgan Lewis & Bockius LLP

By: _____


Donald J. Bird
Registration No. 25,323
Tel. No.: (202) 739-5320
Fax No.: (202) 739-3001

Date: June 3, 2003
Morgan Lewis & Bockius LLP
Customer No. **009629**
1111 Pennsylvania Avenue, N.W.
Washington, D.C. 20004
Tel. No.: 202-739-3000
DJB:mk



RECEIVED

JUN 03 2003

TECH CENTER 1600/2300

ATTORNEY DOCKET NO.: 056291-5004

IN THE UNITED STATES PATENT AND TRADEMARK OFFICE

#16
6/10/03

In re PATENT APPLICATION of:)
EVANS et al.)
Appln. No.: 09/756,291)
Filed: January 9, 2001)
FOR: FORMULATION)

) Group Art Unit: 1617
)
) Examiner: Hui, San Ming R.

Commissioner for Patents
U.S. Patent and Trademark Office
2011 South Clark Place
Customer Window, Mail Stop _____
Crystal Plaza Two, Lobby, Room 1B03
Arlington, VA 22202

Date: June 3, 2003

Sir:

FOURTH INFORMATION DISCLOSURE STATEMENT

Attached is a Form PTO-1449 listing the enclosed document.

This Information Disclosure Statement is intended to be in full compliance with the rules, but should the Examiner find any part of its required content to have been omitted, prompt notice to that effect is earnestly solicited, along with additional time under Rule 97(f), to enable Applicant to fully comply.


Please charge the Rule 17(p) official fee (\$180.00) required by Rule 97(c) to our Deposit Account No. 50-0310 under Order No. 056291-5004.

Consideration of the foregoing and enclosure plus the return of a copy of the herewith filed Form PTO-1449 with the Examiner's initials in the left column per MPEP 609 along with an early action on the merits of this application are earnestly solicited.

06/04/2003 HGUTEMH1 00000068 500310 09756291
01 FC:1806 180.00 CH

Except for issue fees payable under 37 C.F.R. §1.18, the Commissioner is hereby authorized by this paper to charge any additional fees during the entire pendency of this application including fees due under 37 C.F.R. §§1.16 and 1.17 which may be required, including any required extension of time fees, or credit any overpayment to Deposit Account No. 50-0310. This paragraph is intended to be a **CONSTRUCTIVE PETITION FOR EXTENSION OF TIME** -in accordance with 37 C.F.R. §1.136(a)(3).

Respectfully Submitted,
Morgan Lewis & Bockius LLP



Date: June 3, 2003
Morgan Lewis & Bockius LLP
Customer No. **009629**
1111 Pennsylvania Avenue, N.W.
Washington, D.C. 20004
Tel. No.: 202-739-3000
DJB:mk

By:

Donald J. Bird
Registration No. 25,323
Tel. No.: (202) 739-5320
Fax No.: (202) 739-3001



UNITED STATES PATENT AND TRADEMARK OFFICE

UNITED STATES DEPARTMENT OF COMMERCE
United States Patent and Trademark Office
Address: COMMISSIONER FOR PATENTS
P.O. Box 1450
Alexandria, Virginia 22313-1450
www.uspto.gov

APPLICATION NO.	FILING DATE	FIRST NAMED INVENTOR	ATTORNEY DOCKET NO.	CONFIRMATION NO.
09/756,291	01/09/2001	John R. Evans	PM 275507 PHM70635/US	5974

9629 7590 08/27/2003

MORGAN LEWIS & BOCKIUS LLP
1111 PENNSYLVANIA AVENUE NW
WASHINGTON, DC 20004

EXAMINER

HUI, SAN MING R

ART UNIT	PAPER NUMBER
----------	--------------

1617

DATE MAILED: 08/27/2003

17

Please find below and/or attached an Office communication concerning this application or proceeding.

Office Action Summary

Application No.

09/756,291

Applicant(s)

EVANS ET AL.

Examiner

San-ming Hui

Art Unit

1617

-- The MAILING DATE of this communication appears on the cover sheet with the correspondence address --

Period for Reply

A SHORTENED STATUTORY PERIOD FOR REPLY IS SET TO EXPIRE 3 MONTH(S) FROM THE MAILING DATE OF THIS COMMUNICATION.

- Extensions of time may be available under the provisions of 37 CFR 1.136(a). In no event, however, may a reply be timely filed after SIX (6) MONTHS from the mailing date of this communication.
- If the period for reply specified above is less than thirty (30) days, a reply within the statutory minimum of thirty (30) days will be considered timely.
- If NO period for reply is specified above, the maximum statutory period will apply and will expire SIX (6) MONTHS from the mailing date of this communication.
- Failure to reply within the set or extended period for reply will, by statute, cause the application to become ABANDONED (35 U.S.C. § 133).
- Any reply received by the Office later than three months after the mailing date of this communication, even if timely filed, may reduce any earned patent term adjustment. See 37 CFR 1.704(b).

Status

- 1) Responsive to communication(s) filed on 03 June 2003.
- 2a) This action is **FINAL**.
- 2b) This action is non-final.
- 3) Since this application is in condition for allowance except for formal matters, prosecution as to the merits is closed in accordance with the practice under *Ex parte Quayle*, 1935 C.D. 11, 453 O.G. 213.

Disposition of Claims

- 4) Claim(s) 24-50 is/are pending in the application.
 - 4a) Of the above claim(s) _____ is/are withdrawn from consideration.
- 5) Claim(s) _____ is/are allowed.
- 6) Claim(s) 24-47, 49 and 50 is/are rejected.
- 7) Claim(s) 48 is/are objected to.
- 8) Claim(s) _____ are subject to restriction and/or election requirement.

Application Papers

- 9) The specification is objected to by the Examiner.
- 10) The drawing(s) filed on _____ is/are: a) accepted or b) objected to by the Examiner.

Applicant may not request that any objection to the drawing(s) be held in abeyance. See 37 CFR 1.85(a).
- 11) The proposed drawing correction filed on _____ is: a) approved b) disapproved by the Examiner.

If approved, corrected drawings are required in reply to this Office action.
- 12) The oath or declaration is objected to by the Examiner.

Priority under 35 U.S.C. §§ 119 and 120

- 13) Acknowledgment is made of a claim for foreign priority under 35 U.S.C. § 119(a)-(d) or (f).
 - a) All b) Some * c) None of:
 - 1. Certified copies of the priority documents have been received.
 - 2. Certified copies of the priority documents have been received in Application No. _____.
 - 3. Copies of the certified copies of the priority documents have been received in this National Stage application from the International Bureau (PCT Rule 17.2(a)).
 - * See the attached detailed Office action for a list of the certified copies not received.
- 14) Acknowledgment is made of a claim for domestic priority under 35 U.S.C. § 119(e) (to a provisional application).
 - a) The translation of the foreign language provisional application has been received.
- 15) Acknowledgment is made of a claim for domestic priority under 35 U.S.C. §§ 120 and/or 121.

Attachment(s)

- 1) Notice of References Cited (PTO-892)
- 2) Notice of Draftsperson's Patent Drawing Review (PTO-948)
- 3) Information Disclosure Statement(s) (PTO-1449) Paper No(s) 16.
- 4) Interview Summary (PTO-413) Paper No(s). _____.
- 5) Notice of Informal Patent Application (PTO-152)
- 6) Other:

DETAILED ACTION

Applicant's amendments filed June 3, 2003 have been entered.

The outstanding rejections under 35 USC 112, first and second paragraph are withdrawn in view of the amendments filed June 3, 2003.

The outstanding objection of claim 32 is withdrawn in view of the amendments filed June 3, 2003.

Claims 24-50 are pending.

Claim Rejections - 35 USC § 103

The following is a quotation of 35 U.S.C. 103(a) which forms the basis for all obviousness rejections set forth in this Office action:

(a) A patent may not be obtained though the invention is not identically disclosed or described as set forth in section 102 of this title, if the differences between the subject matter sought to be patented and the prior art are such that the subject matter as a whole would have been obvious at the time the invention was made to a person having ordinary skill in the art to which said subject matter pertains. Patentability shall not be negated by the manner in which the invention was made.

The factual inquiries set forth in *Graham v. John Deere Co.*, 383 U.S. 1, 148 USPQ 459 (1966), that are applied for establishing a background for determining obviousness under 35 U.S.C. 103(a) are summarized as follows:

1. Determining the scope and contents of the prior art.
2. Ascertaining the differences between the prior art and the claims at issue.
3. Resolving the level of ordinary skill in the pertinent art.
4. Considering objective evidence present in the application indicating obviousness or nonobviousness.

Claims 24-47, and 49-50 are rejected under 35 U.S.C. 103(a) as being unpatentable over Dukes (EP 0 346 014 from the IDS received February 1, 2002) in view of Lehmann et al. (US Patent Re. 28,690), GB 1 569 286 from the IDS received

Art Unit: 1617

February 1, 2002 (herein after referred as '286), and Remington (Remington's Pharmaceutical Sciences, 18th ed., 1990, page 219).

Dukes teaches antiestrogen agents, including fulvestrant, are useful in treating postmenopausal symptoms such as urogenital atrophy affecting the vagina (See page 3, lines 56-page 4, line 1; also page 7, line 28-29). Dukes teaches that antiestrogen agent, including fulvestrant, may be used in a dosage of 50mg to 5g in vehicle comprising castor oil and benzyl alcohol (See page 7, line 20-24).

Dukes does not expressly teach the dosage of fulvestrant to be 45mg. Dukes does not expressly teach the employment of benzyl benzoate, in the percent amount of 60% w/v or less, or 50% w/v or less, or 45% w/v or less, 40% w/v or less, or 35% w/v or less, or 30% w/v or less, 25% w/v or less, or 10-25% w/v, or 12-18% w/v, as part of the vehicle herein. Dukes does not expressly teach the total amount of the fulvestrant-containing composition administered. Dukes does not expressly teach weight amount of castor oil and benzyl alcohol. Dukes does not expressly teach the employment of ethanol as part of the vehicle herein. Dukes does not expressly teach the dosage of fulvestrant to be 250mg. Dukes does not expressly teach the plasma concentration of fulvestrant herein.

Lehmann et al. teaches that benzyl benzoate and castor oil are well-known solvent useful as conventional carriers for steroids (See col. 1, line 21-26).

'286 teaches an intramuscular injection of testosterone derivative containing castor oil/benzoate in a ratio of 6:4 (See page 1, line 17).

Art Unit: 1617

Remington teaches that ethanol is one of the most commonly used solvents in pharmaceutical industry (See page 219).

It would have been obvious to one of ordinary skill in the art at the time the invention was made to employ benzyl benzoate, ethanol, castor oil, and benzyl alcohol, in the herein claimed weight percent, with fulvestrant in the dosage herein, in a method of treating postmenopausal symptoms such as urogenital atrophy in the vagina.

One of ordinary skill in the art would have been motivated to employ benzyl benzoate, ethanol, castor oil, and benzyl alcohol, in the herein claimed weight percent, with fulvestrant, in the dosage herein, in a method of treating postmenopausal symptoms such as urogenital atrophy because fulvestrant is known to be useful in treating urogenital atrophy, a benign disease of the female reproductive tract in the vagina. Castor oil and benzyl alcohol are known to be effective as vehicle for fulvestrant. Ethanol is a commonly used pharmaceutical solvent. Benzyl benzoate is known to be effective as solvent for steroidal compounds. Since fulvestrant is a estrogen derivative, benzyl benzoate would be reasonably expected to be useful as a solvent for fulvestrant. Therefore, combining one or more agents, which are known to be useful as commonly used solvents, such as benzyl benzoate, ethanol, castor oil, and benzyl alcohol, together and incorporated such combination with an estrogen derivatives, fulvestrant, would be reasonably expected to be useful in formulating a pharmaceutical composition. Furthermore, employing such fulvestrant-containing composition to treat urogenital atrophy in vagina would be reasonably expected to be effective. Moreover, the optimization of result effect parameters (e.g., amount of

Art Unit: 1617

excipients, dosage range, and dosing regimens) is obvious as being within the skill of the artisan, absent evidence to the contrary.

One of ordinary skill in the art would have been motivated to maintain the plasma concentration of fulvestrant herein because maintaining the therapeutic plasma level of the active compounds would be considered obvious as being within the purview of the skilled artisan, absent evidence to the contrary.

It is applicant's burden to demonstrate unexpected results over the prior art. See MPEP 716.02, also 716.02 (a) - (g). Furthermore, the unexpected results should be demonstrated with evidence that the differences in results are in fact unexpected and unobvious and of both statistical and practical significance. *Ex parte Gelles*, 22 USPQ2d 1318, 1319 (Bd. Pat. App. & Inter. 1992). Moreover, evidence as to any unexpected benefits must be "clear and convincing" *In re Lohr*, 137 USPQ 548 (CCPA 1963), and be of a scope reasonably commensurate with the scope of the subject matter claimed, *In re Linder*, 173 USPQ 356 (CCPA 1972). In the instant case, unexpected increase of solubility of fulvestrant by adding 15% of benzyl benzoate into the composition with ethanol, benzyl alcohol, and castor oil as carrier is seen (See Table 3). However, the unexpected result is not commensurate of the scope of the broadest claim herein.

Response to Arguments

Applicant's arguments filed June 3, 2003 averring the enhanced and superior solubility achieved by the herein claimed formulation have been fully considered but they are not persuasive. In *Dukes*, fulvestrant is an exemplified antiestrogen compound.

Art Unit: 1617

As the matter of fact, it is the preferred compound (See Dukes, pages 8 and 9, example 2-3). Furthermore, castor oil and benzyl alcohol are the preferred carriers (See page 7, 20-23). Especially in example 3, the concentration of fulvestrant in a benzyl alcohol/castor oil carrier is 50mg/ml (See page 9, lines 40-42).

Applicant's arguments filed June 3, 2003 with regard to Lehmann, '286, and Remington have been fully considered but they are not persuasive. These two references merely point out that benzyl benzoate, ethanol, castor oil, and benzyl alcohol as commonly used solvent for steroidal compounds. Employing these solvents together for formulating an steroidal composition containing fulvestrant (a steroidal compound) would have been reasonably expected to be useful, absent evidence to the contrary.

Applicant's arguments filed June 3, 2003 with regard to Mackey have been considered, but are not found persuasive. As discussed above, Dukes clearly teaches fulvestrant, which is not a prodrug, as useful in combining with castor oil/benzyl alcohol, incorporating other commonly used solvent would be obvious as being within the skill of artisan, absent evidence to the contrary. No such evidence is present herein.

Applicant's arguments filed June 3, 2003 with regard to the addition of benzyl benzoate should reduce the solubility of fulvestrant have been considered, but are not found persuasive (See the discussion above).

Allowable Subject Matter

Unexpected increase of solubility of fulvestrant by adding 15% of benzyl benzoate into the composition with ethanol, benzyl alcohol, and castor oil as carrier is

Art Unit: 1617

seen (See Table 3). Therefore, the composition with the specific disclosed ratio of the solvents recited in claim 48 is allowable.

Claim 48 is objected to as being dependent upon a rejected base claim, but would be allowable if rewritten in independent form including all of the limitations of the base claim and any intervening claims.

THIS ACTION IS MADE FINAL. Applicant is reminded of the extension of time policy as set forth in 37 CFR 1.136(a).

A shortened statutory period for reply to this final action is set to expire **THREE MONTHS** from the mailing date of this action. In the event a first reply is filed within **TWO MONTHS** of the mailing date of this final action and the advisory action is not mailed until after the end of the **THREE-MONTH** shortened statutory period, then the shortened statutory period will expire on the date the advisory action is mailed, and any extension fee pursuant to 37 CFR 1.136(a) will be calculated from the mailing date of the advisory action. In no event, however, will the statutory period for reply expire later than **SIX MONTHS** from the mailing date of this final action.

Any inquiry concerning this communication or earlier communications from the examiner should be directed to San-ming Hui whose telephone number is (703) 305-1002. The examiner can normally be reached on Mon 9:00 to 1:00, Tu - Fri from 9:00 to 6:00.

If attempts to reach the examiner by telephone are unsuccessful, the examiner's supervisor, Sreeni Padmanabhan, PhD., can be reached on (703) 305-1877. The fax

Application/Control Number: 09/756,291


Page 8

Art Unit: 1617


phone number for the organization where this application or proceeding is assigned is
(703) 872-9306.

Any inquiry of a general nature or relating to the status of this application or
proceeding should be directed to the receptionist whose telephone number is (703) 308-
1235.

San-ming Hui
August 22, 2003


SREENI PADMANABHAN
PRIMARY EXAMINER
8/25/03

FORM PTO-1449 (modified)
 To: U.S. Department of Commerce
 Patent and Trademark Office



Atty. Dkt. No.	M#	Client Ref.
	056291-5004	Z70635/US

INFORMATION DISCLOSURE STATEMENT BY APPLICANT

Applicant: Evans et al.
 Appln. No.: 09/756,291
 Filing Date: January 9, 2001
 Examiner: Hui, San Ming R. | Group Art Unit: 1617

Date: June 3, 2003 Page 1 of 1

U.S. PATENT DOCUMENTS

Examiner's Initials*	Document Number	Date MM/YYYY	Name (Family Name of First Inventor)	Class	Sub Class	Filing Date (if appropriate)
AR						
BR						
CR						
DR						
ER						
FR						
GR						
HR						
IR						

FOREIGN PATENT DOCUMENTS

	Document Number	Date MM/YYYY	Country	Inventor Name	English Abstract		Translation Readily Available	
					Enclosed	No	Enclose	No
JR								
KR								
LR								
MR								
NR								
OR								
PR								
QR								

OTHER (Including in this order Author, Title, Periodical Name, Date, Pertinent Pages, etc.)

SH	RR	Mackey et al, "Tolerability of intramuscular injections of testosterone ester in oil vehicle", Human Reproduction, vol. 10, no. 4, pp. 869-865, 1995
	SR	
	TR	
	UR	

Examiner: *[Signature]* Date Considered: 8/22/03

*EXAMINER: Initial if citation considered, whether or not citation is in conformance with MPEP § 609. Draw line through citation if not in conformance and not considered. Include copy of this form with next communication to Applicant.



PATENT
ATTORNEY DOCKET NO.: 056291-5004

IN THE UNITED STATES PATENT AND TRADEMARK OFFICE

In re PATENT APPLICATION of:)	
)	Group Art Unit: 1617
EVANS et al.)	
)	Examiner: Hui, San Ming R.
Appln. No.: 09/756,291)	
)	
Filed: January 9, 2001)	
)	
FOR: FORMULATION)	

Commissioner for Patents
U.S. Patent and Trademark Office
2011 South Clark Place
Customer Window, **Mail Stop AF**
Crystal Plaza Two, Lobby, Room 1B03
Arlington, VA 22202

Date: December 29, 2003
Dec. 27, 2003 = Saturday

Sir:

AMENDMENT AND RESPONSE AFTER FINAL

This is in response to the Final Office Action dated August 27, 2003, the time for responding to which has been extended to and including December 29, 2003 (December 27 being a Saturday), by the petition and authorization for fee payment submitted herewith.

Please amend the above-identified application as set forth below:

IN THE CLAIMS:

Claims 1-23 (cancelled)

Claim 24 (currently amended): A method of treating a hormonal dependent benign or malignant disease of the breast or reproductive tract by administration to a human in need of such treatment an intra-muscular injection of a pharmaceutical formulation comprising fulvestrant, a mixture of 10% weight of ethanol per volume of formulation, 10% weight of benzyl alcohol per volume of formulation and 15% weight of benzyl benzoate per volume of formulation ~~30% or less weight of a pharmaceutically acceptable alcohol per volume of formulation, at least 1% weight of a pharmaceutically acceptable non-aqueous ester solvent miscible in a ricinoleate vehicle per volume of formulation~~ and a sufficient amount of a castor oil ricinoleate vehicle, whereby a therapeutically significant blood plasma fulvestrant concentration of at least 2.5ngml^{-1} is attained for at least 2 weeks after injection.

Claim 25 (previously added): The method as claimed in claim 24 wherein the benign or malignant disease is breast cancer.

Claim 26 (previously added): The method as claimed in claim 24 wherein the blood plasma fulvestrant concentration is attained for at least 4 weeks after injection.

Claim 27 (previously added): The method as claimed in claim 24 wherein the blood plasma fulvestrant concentration is attained for 2 to 5 weeks after injection.

Claim 28 (currently amended): A method of treating a hormonal dependent benign or malignant disease of the breast or reproductive tract by administration to a human in need of such treatment an intra-muscular injection of a pharmaceutical formulation comprising fulvestrant, a mixture of 10% weight of ethanol per volume of formulation, 10% weight of benzyl alcohol per volume of formulation and 15% weight of benzyl benzoate per volume of formulation ~~30% or less weight of a pharmaceutically acceptable alcohol per volume of formulation, at least 1% weight of a pharmaceutically acceptable non-aqueous ester solvent~~

~~miscible in a ricinoleate vehicle per volume of formulation~~ and a sufficient amount of a ~~ricinoleate~~ castor oil vehicle whereby the formulation comprises at least 45mgml^{-1} of fulvestrant.

Claims 29 – 44 (cancelled).

Claim 45 (previously added): The method as claimed in claim 24 or 28 wherein the total volume of the formulation administered to said human is 6ml or less, and the concentration of fulvestrant in said formulation is at least 45mgml^{-1} .

Claim 46 (previously added): The method as claimed in claim 24 or 28 wherein the total volume of the formulation administered to said human is 6ml or less, and the total amount of fulvestrant in said volume of formulation is 250mg or more.

Claim 47 (currently amended): The method as claimed in claim 46 wherein the total volume of the formulation is from 5 to 5.25ml, and the total amount of fulvestrant in said volume of formulation is 250mg.

Claim 48 – 50 (cancelled).

REMARKS

All claims have been finally rejected except for claim 48, which the Examiner has noted would be allowable if put in independent form. In order to expedite the allowance of this application, now under Final Rejection, Applicants have put claim 48 in independent form as suggested by the Examiner, by inserting the limitations thereof into independent claims 24 and 28 upon which claim 48 was dependent. Amended claims 24 and 28 are therefore believed to now be in allowable form. Claims 25-27 and 45-49 are dependent on amended claims 24 and 28, and therefore should be allowable as well.¹ Rejected claims 29-44 and 48-50 have been cancelled.

Entry of the above amendments after Final Rejection is believed to be in order, in that they place this application in condition for allowance in the manner suggested by the Examiner. Following entry of these amendments, claims 24-28 and 45-47 remaining pending in this application.

Applicants remain of the belief that the previously claimed subject matter deleted by the above amendments is patentably distinct from the cited references. Therefore, these amendments are being made without abandonment or prejudice to Applicants' right to prosecute any subject matter thereby deleted in one or more continuing applications.


Conclusion

In view of the above amendments and the foregoing remarks, it is believed that this application and all claims are now in condition for allowance, and a Notice to that effect is respectfully requested.

¹ Dependent claim 47 has also been amended to correct a minor typographical error.

EXCEPT for issue fees payable under 37 C.F.R. § 1.18, the Director is hereby authorized by this paper to charge any additional fees during the entire pendency of this application including fees due under 37 C.F.R. §§ 1.16 and 1.17 which may be required, including any required extension of time fees, or credit any overpayment to Deposit Account 50-0310. This paragraph is intended to be a **CONSTRUCTIVE PETITION FOR EXTENSION OF TIME** in accordance with 37 C.F.R. § 1.136(a)(3).


Respectfully Submitted,
Morgan Lewis & Bockius LLP



Date: December 29, 2003
Morgan Lewis & Bockius LLP
Customer No. **09629**
1111 Pennsylvania Avenue, N.W.
Washington, D.C. 20004
Tel. No.: 202-739-3000
DJB:mk

By:

Donald J. Bird
Registration No. 25,323
Tel. No.: (202) 739-5320
Fax No.: (202) 739-3001



RECEIVED
JAN 03 2004
PATENT
TECH CENTER 1600/2900
1617 \$

ATTORNEY DOCKET NO.: 05629

IN THE UNITED STATES PATENT AND TRADEMARK OFFICE

In re PATENT APPLICATION of:)
) Group Art Unit: 1617
 EVANS et al.)
) Examiner: Hui, San Ming R.
 Appln. No.: 09/756,291)
)
 Filed: January 9, 2001)
)
 FOR: FORMULATION)

Commissioner for Patents
 U.S. Patent and Trademark Office
 2011 South Clark Place
 Customer Window, **Mail Stop AF**
 Crystal Plaza Two, Lobby, Room 1B03
 Arlington, VA 22202

Date: December 29, 2003
 Dec. 27, 2003 = Saturday

Sir:

AMENDMENT (FEE) TRANSMITTAL FORM

- Transmitted herewith is an Amendment responding to the Office Action dated August 27, 2003
- Additional papers enclosed:

- Information Disclosure Statement
- Form PTO-1449, copies of ___ references
- Citations
- Declaration of Biological Deposit
- Submission of "Sequence Listing", computer readable copy and/or amendment pertaining thereto for biotechnology invention containing nucleotide and/or amino acid sequence.
- Drawings: Formal Informal (Correction)

01/05/2004 KBETENA1 00000024 500310 09756291

01 FC:1251 110.00 DA

3. Extension of Time

The proceedings herein are for a patent application and the provisions of 37 C.F.R. § 1.136(a) apply.

- Applicant believes that no extension of time is required. However, this conditional petition is being made to provide for the possibility that applicant has inadvertently overlooked the need for a petition and fee for extension of time.
- Applicant petitions for an extension of time, the fees for which are set out in 37 C.F.R. § 1.17(a), for the total number of months checked below:

<u>Total Months Requested</u>	<u>Fee for Extension</u>	<u>[Fee for Small Entity]</u>
<input checked="" type="checkbox"/> one month	\$ 110.00	\$ 55.00
<input type="checkbox"/> two months	\$ 420.00	\$210.00
<input type="checkbox"/> three months	\$ 950.00	\$475.00
<input type="checkbox"/> four months	\$1,480.00	\$740.00
<input type="checkbox"/> five months	\$2,010.00	\$1,005.00

If an additional extension of time is required, please consider this a Petition therefor.

- An extension for _____ months has already been secured and the fee paid therefor of \$ _____ is deducted from the total fee due for the total months of extension now requested.

Extension of time fee due with this request: \$110.00

4. Constructive Petition

- EXCEPT for issue fees payable under 37 C.F.R. § 1.18, the Commissioner is hereby authorized by this paper to charge any additional fees during the entire pendency of this application including fees due under 37 C.F.R. §§ 1.16 and 1.17 which may be required, including any required extension of time fees, or credit any overpayment to Deposit Account 50-0310. This paragraph is intended to be a CONSTRUCTIVE PETITION FOR EXTENSION OF TIME in accordance with 37 C.F.R. § 1.136(a)(3).


5. Fee Calculation (37 C.F.R. §1.16)

CLAIMS AS AMENDED						
	Claims Remaining After Amendment		Highest No. Previously Paid	Present Extra	at Rate of	Total Fees
Total Claims (37 C.F.R. §1.16(c))	11	minus	47	0	x \$18/\$9 each=	\$ 0.00
Independent Claims (37 C.F.R. §1.16(b))	2	minus	4	0	x \$86/\$43 each=	\$ 0.00
First presentation of Multiple dependent claim(s): previously paid					\$290/\$145	\$ 0.00
SUB-TOTAL =						\$ 0.00
Fee for <u>1</u> Month Extension of Time						\$ 110.00
TOTAL FEE =						\$ 110.00

6. Fee Payment

- The Commissioner is hereby authorized to charge \$110.00 to Deposit Account No. 50-0310 for One-Month Extension of Time Fee.
- The Commissioner is hereby authorized to charge any additional fees which may be required, including fees due under 37 C.F.R. §§ 1.16 and 1.17, or credit any overpayment to Deposit Account 50-0310.

Respectfully Submitted,
Morgan Lewis & Bockius LLP



Date: December 29, 2003
 Morgan Lewis & Bockius LLP
 Customer No. 09629
 1111 Pennsylvania Avenue, N.W.
 Washington, D.C. 20004
 Tel. No.: 202-739-3000
 DJB:mk

By:

Donald J. Bird
 Registration No. 25,323
 Tel. No.: (202) 739-5320
 Fax No.: (202) 739-3001

JAN 30 2004 3:13 PM FR

TO 13950#562915004# P.01

Morgan, Lewis & Bockius LLP
1111 Pennsylvania Avenue, NW
Washington, DC 20004
Tel. 202.739.3000
Fax: 202.739.3001
www.morganlewis.com

Morgan Lewis
COUNSELORS AT LAW

**RECEIVED
CENTRAL FAX CENTER**

JAN 30 2004

OFFICIAL

FAX MESSAGE

Send To:

1. Name: **Examiner San Ming R. Hui** FAX Number: **703-872-9306**
Group 1617
Firm: **U.S. Patent and Trademark Office** Telephone Number: **703-305-1002**

From:

Name **Donald J. Bird** Floor: Operator Sending:
Telephone Number: **202-739-5320** Time Sent: Date Sent: **January 30, 2004**

Number of Pages (INCLUDING COVER PAGE): **9**

Note:

THE INFORMATION CONTAINED IN THIS FAX MESSAGE IS INTENDED ONLY FOR THE PERSONAL AND CONFIDENTIAL USE OF THE RECIPIENT(S) NAMED ABOVE. THIS MESSAGE MAY BE AN ATTORNEY-CLIENT COMMUNICATION AND AS SUCH IS PRIVILEGED AND CONFIDENTIAL. IF THE READER OF THIS MESSAGE IS NOT THE INTENDED RECIPIENT OR AN AGENT RESPONSIBLE FOR DELIVERING IT TO THE INTENDED RECIPIENT, YOU ARE HEREBY NOTIFIED THAT YOU HAVE RECEIVED THIS DOCUMENT IN ERROR AND THAT ANY REVIEW, DISSEMINATION, DISTRIBUTION, OR COPYING OF THIS MESSAGE IS STRICTLY PROHIBITED. IF YOU HAVE RECEIVED THIS COMMUNICATION IN ERROR, PLEASE NOTIFY US IMMEDIATELY BY TELEPHONE, AND RETURN THE ORIGINAL MESSAGE TO US BY MAIL. THANK YOU.

Re: **U.S. Patent Application of Evans et al.** Group Art Unit: **1617**
U.S. Serial No. 09/756,291
Filed: January 9, 2001 Examiner: **Hui, San Ming. R.**
For: FORMULATION

Attached: **1. AMENDMENT TRANSMITTAL FORM with authorization to charge \$840.00 to Deposit Account No. 50-0310 for Second and Third Month Extension of Time Fee (1st month already paid)**
2. SUPPLEMENTAL AMENDMENT AFTER FINAL

RECEIVED
CENTRAL FAX CENTER

PATENT JAN 30 2004
ATTORNEY DOCKET NO.: 056291-5004

IN THE UNITED STATES PATENT AND TRADEMARK OFFICE

OFFICIAL

In re PATENT APPLICATION of:

EVANS et al.

Appl. No.: 09/756,291

Filed: January 9, 2001

FOR: FORMULATION

)
) Group Art Unit: 1617
)
) Examiner: Hui, San Ming R.
)
)
)
)
)

Commissioner for Patents
U.S. Patent and Trademark Office
2011 South Clark Place
Customer Window, Mail Stop AF
Crystal Plaza Two, Lobby, Room 1B03
Arlington, VA 22202

Date: January 30, 2004

FILED VIA FACSIMILE

Sir:

AMENDMENT (FEE) TRANSMITTAL FORM

1. Transmitted herewith is an Amendment responding to the Office Action dated August 27, 2003.

2. Additional papers enclosed:

- Information Disclosure Statement
- Form PTO-1449, copies of ___ references
- Citations
- Declaration of Biological Deposit
- Submission of "Sequence Listing", computer readable copy and/or amendment pertaining thereto for biotechnology invention containing nucleotide and/or amino acid sequence.
- Drawings: Formal Informal (Correction)

ATTORNEY DOCKET NO. : 056291-5004
Application No.: 09/756,291
Page 2

3. Extension of Time

The proceedings herein are for a patent application and the provisions of 37 C.F.R. § 1.136(a) apply.

- Applicant believes that no extension of time is required. However, this conditional petition is being made to provide for the possibility that applicant has inadvertently overlooked the need for a petition and fee for extension of time.
- Applicant petitions for an extension of time, the fees for which are set out in 37 C.F.R. § 1.17(a), for the total number of months checked below:

<u>Total Months Requested</u>	<u>Fee for Extension</u>	<u>[Fee for Small Entity]</u>
<input type="checkbox"/> one month	\$ 110.00	\$ 55.00
<input type="checkbox"/> two months	\$ 420.00	\$210.00
<input checked="" type="checkbox"/> three months	\$ 950.00	\$475.00
<input type="checkbox"/> four months	\$1,480.00	\$740.00
<input type="checkbox"/> five months	\$2,010.00	\$1,005.00

If an additional extension of time is required, please consider this a Petition therefor.

- An extension for 1 month has already been secured and the fee paid therefor of \$110.00 is deducted from the total fee due for the total months of extension now requested.

Extension of time fee due with this request: \$840.00

4. Constructive Petition

- EXCEPT for issue fees payable under 37 C.F.R. § 1.18, the Commissioner is hereby authorized by this paper to charge any additional fees during the entire pendency of this application including fees due under 37 C.F.R. §§ 1.16 and 1.17 which may be required, including any required extension of time fees, or credit any overpayment to Deposit Account 50-0310. This paragraph is intended to be a CONSTRUCTIVE PETITION FOR EXTENSION OF TIME in accordance with 37 C.F.R. § 1.136(a)(3).

ATTORNEY DOCKET NO. : 056291-5004

Application No.: 09/756,291

Page 3


5. Fee Calculation (37 C.F.R. §1.16)

CLAIMS AS AMENDED						
	Claims Remaining After Amendment		Highest No. Previously Paid	Present Extra	at Rate of	Total Fees
Total Claims (37 C.F.R. §1.16(c))	12	minus	47	0	x \$18/\$9 each=	\$ 0.00
Independent Claims (37 C.F.R. §1.16(b))	2	minus	4	0	x \$86/\$43 each=	\$ 0.00
First presentation of Multiple dependent claim(s): previously paid					\$290/\$145	\$ 0.00
SUB-TOTAL =						\$ 0.00
Fcc for <u>3</u> Month Extension of Time minus fee previously paid (\$110.00)						\$ 840.00
TOTAL FEE =						\$ 840.00

6. Fee Payment

- The Commissioner is hereby authorized to charge \$840.00 to Deposit Account No. 50-0310 for Second Month Extension of Time Fee.
- The Commissioner is hereby authorized to charge any additional fees which may be required, including fees due under 37 C.F.R. §§ 1.16 and 1.17, or credit any overpayment to Deposit Account 50-0310.

Respectfully Submitted,
Morgan Lewis & Bockius LLP



By:

Donald J. Bird
Registration No. 25,323
Tel. No.: (202) 739-5320
Fax No.: (202) 739-3001

Date: January 30, 2004
Morgan Lewis & Bockius LLP
Customer No. 09629
1111 Pennsylvania Avenue, N.W.
Washington, D.C. 20004
Tel. No.: 202-739-3000
DJB:mk

RECEIVED
CENTRAL FAX CENTER

PATENT
ATTORNEY DOCKET NO.: 056291-5004 JAN 30 2004

IN THE UNITED STATES PATENT AND TRADEMARK OFFICE

OFFICIAL

In re PATENT APPLICATION of:

EVANS et al.

Appln. No.: 09/756,291

Filed: January 9, 2001

FOR: FORMULATION

)
) Group Art Unit: 1617
)
) Examiner: Hui, San Ming R.
)
)
)
)
)

Commissioner for Patents
U.S. Patent and Trademark Office
2011 South Clark Place
Customer Window, Mail Stop AF
Crystal Plaza Two, Lobby, Room 1B03
Arlington, VA 22202

Date: January 30, 2004

FILED VIA FACSIMILE

Sir:

SUPPLEMENTAL AMENDMENT AFTER FINAL

Supplemental to the Amendment and Response After Final filed on December 29, 2003, it is respectfully requested that the following further amendment be entered. This amendment adds new dependent claim 51, which is identical to existing claim 25 except dependent upon existing claim 28. As discussed in the Remarks below, the conditions of 37 CFR 1.116(c) and MPEP ¶ 714.13 have been met, and entry of claim 51 requires only a cursory review by the Examiner. Therefore, entry of this Supplemental Amendment After Final is believed to be in order and is respectfully requested.

Amendments to the Claims are reflected in the claim listing which begins at page 2.

Remarks/Arguments begin on page 4 of this paper.

ATTORNEY DOCKET NO. : 056291-5004

Application No.: 09/756,291

Page 2

Amendments to the Claims:

This listing of claims will replace all prior versions and listings of claims in this application:

Listing of Claims:

Claims 1-23 (cancelled)

Claim 24 (previously amended): A method of treating a hormonal dependent benign or malignant disease of the breast or reproductive tract by administration to a human in need of such treatment an intra-muscular injection of a pharmaceutical formulation comprising fulvestrant, a mixture of 10% weight of ethanol per volume of formulation, 10% weight of benzyl alcohol per volume of formulation and 15% weight of benzyl benzoate per volume of formulation and a sufficient amount of a castor oil vehicle, whereby a therapeutically significant blood plasma fulvestrant concentration of at least 2.5ngml^{-1} is attained for at least 2 weeks after injection.

Claim 25 (previously added): The method as claimed in claim 24 wherein the benign or malignant disease is breast cancer.

Claim 26 (previously added): The method as claimed in claim 24 wherein the blood plasma fulvestrant concentration is attained for at least 4 weeks after injection.

Claim 27 (previously added): The method as claimed in claim 24 wherein the blood plasma fulvestrant concentration is attained for 2 to 5 weeks after injection.

Claim 28 (previously amended): A method of treating a hormonal dependent benign or malignant disease of the breast or reproductive tract by administration to a human in need of such treatment an intra-muscular injection of a pharmaceutical formulation comprising fulvestrant, a mixture of 10% weight of ethanol per volume of formulation, 10% weight of benzyl alcohol per volume of formulation and 15% weight of benzyl benzoate per volume of formulation and a sufficient amount of a castor oil vehicle whereby the formulation comprises at least 45mgml^{-1} of fulvestrant.

ATTORNEY DOCKET NO.: 056291-5004

Application No.: 09/756,291

Page 3

Claims 29 – 44 (cancelled).

Claim 45 (previously added): The method as claimed in claim 24 or 28 wherein the total volume of the formulation administered to said human is 6ml or less, and the concentration of fulvestrant in said formulation is at least 45mgml⁻¹.

Claim 46 (previously added): The method as claimed in claim 24 or 28 wherein the total volume of the formulation administered to said human is 6ml or less, and the total amount of fulvestrant in said volume of formulation is 250mg or more.

Claim 47 (previously amended): The method as claimed in claim 46 wherein the total volume of the formulation is from 5 to 5.25ml, and the total amount of fulvestrant in said volume of formulation is 250mg.

Claim 48 – 50 (cancelled).

Claim 51 (new): The method as claimed in claim 28 wherein the benign or malignant disease is breast cancer.

ATTORNEY DOCKET NO. : 056291-5004

Application No.: 09/756,291

Page 4

REMARKS

The Amendment and Response After Final filed on December 29, 2003, inserted the limitations of 48 into independent method claims 24 and 28. Inasmuch as the Examiner had stated that claim 48 would be allowable if placed in independent form, it is believed that the December 29, 2003 Amendment placed claims 24 and 28 in condition for allowance. Since all other claims are dependent on claims 24 and 28, it is understood that the December 29, 2003 Amendment and Response placed all claims in condition for allowance.

Independent claims 24 and 28 are directed toward a method of treating a hormonal dependent benign or malignant disease of the breast or reproductive tract. Existing dependent claim 25 provides that the benign or malignant disease of independent claim 24 is breast cancer. However, upon a further review of the claims pending the anticipated allowance, applicant has just noted (and brought to the attention of the undersigned) that there is no parallel claim dependent on independent method claim 28. New dependent claim 51 added herein is intended to remedy this inadvertent oversight.

Specifically, newly added dependent claim 51 provides that the benign or malignant disease of independent claim 28 is breast cancer, in the same manner that existing claim 25 provides that the benign or malignant disease of existing independent claim 24 is breast cancer. Newly added claim 51 is clearly within the scope of claim 28, and support is found in the specification, *inter alia*, at page 16, lines 4-5, and in original claim 22.

Therefore, new dependent claim 51 is clearly within the scope of claim 28 upon which it is dependent, finds support in the original specification and claims, and entry of this amendment requires only a cursory review by the Examiner. While it is recognized that entry of this amendment after Final is not a matter of right, it is believed that the above showings

I-WA/2105603.1

ATTORNEY DOCKET NO. : 056291-5004


Application No.: 09/756,291

Page 5

meet all conditions of 37 CFR 1.116(c) and MPEP ¶ 714.13. Accordingly, entry of this amendment is believed to be in order and is respectfully requested.

EXCEPT for issue fees payable under 37 C.F.R. § 1.18, the Director is hereby authorized by this paper to charge any additional fees during the entire pendency of this application including fees due under 37 C.F.R. §§ 1.16 and 1.17 which may be required, including any required extension of time fees, or credit any overpayment to Deposit Account 50-0310. This paragraph is intended to be a **CONSTRUCTIVE PETITION FOR EXTENSION OF TIME** in accordance with 37 C.F.R. § 1.136(a)(3).

Respectfully Submitted,
Morgan Lewis & Bockius LLP



By:

Donald J. Bird
Registration No. 25,323
Tel. No.: (202) 739-5320
Fax No.: (202) 739-3001


Date: January 30, 2004
Morgan Lewis & Bockius LLP
Customer No. 09629
1111 Pennsylvania Avenue, N.W.
Washington, D.C. 20004
Tel. No.: 202-739-3000
DJB:

1-WA/2105603.1

5. The Commissioner is hereby authorized to charge \$330.00 to Deposit Account No. 50-0310 for Notice of Appeal Fee.

The Commissioner is hereby authorized to charge any additional fees which may be required, including fees due under 37 C.F.R. §§ 1.16 and 1.17, or credit any overpayment to Deposit Account 50-0310.


Respectfully Submitted,
Morgan Lewis & Bockius LLP



Date: February 24, 2004
Morgan Lewis & Bockius LLP
Customer No. **09629**
1111 Pennsylvania Avenue, N.W.
Washington, D.C. 20004
Tel. No.: 202-739-3000
DJB:mk

By:

Donald J. Bird
Registration No. 25,323
Tel. No.: (202) 739-5320
Fax No.: (202) 739-3001



Under the Paperwork Reduction Act of 1995, no persons are required to respond to a collection of information unless it displays a valid OMB control number.

<h1 style="margin: 0;">FEE TRANSMITTAL</h1> <h2 style="margin: 0;">for FY 2004</h2> <p style="font-size: small; margin: 5px 0;">Effective 10/01/2003. Patent fees are subject to annual revision.</p>	Complete if Known	
	Application Number	09/750,619
	Filing Date	November 30, 2000
	First Named Inventor	Afana
	Examiner Name	Nguyen, D.
	Art Unit	2643
<input type="checkbox"/> Applicant Claims small entity status. See 37 CFR 1.27		Attorney Docket No. 09710-1144
TOTAL AMOUNT OF PAYMENT		(\$) 330.00

<p>METHOD OF PAYMENT (check all that apply)</p> <p> <input type="checkbox"/> Check <input type="checkbox"/> Credit card <input type="checkbox"/> Money Order <input type="checkbox"/> Other <input type="checkbox"/> None </p> <p><input checked="" type="checkbox"/> Deposit Account</p> <p> Deposit Account Number: 13-2491 Deposit Account Name: WorldCom, Inc. </p> <p>The Commissioner is authorized to: (check all that apply)</p> <p> <input checked="" type="checkbox"/> Charge fee(s) indicated below <input type="checkbox"/> Credit any overpayments <input type="checkbox"/> Charge any additional fee(s) during the pendency of this application <input type="checkbox"/> Charge fee(s) indicated below, except for the filing fee to the above-identified deposit account. </p> <p style="text-align: center; font-weight: bold;">FEE CALCULATION</p> <p>1. BASIC FILING FEE</p> <table border="1" style="width:100%; border-collapse: collapse; font-size: x-small;"> <thead> <tr> <th colspan="2">Large Entity</th> <th colspan="2">Small Entity</th> <th rowspan="2">Fee Description</th> <th rowspan="2">Fee Paid</th> </tr> <tr> <th>Fee Code</th> <th>Fee (\$)</th> <th>Fee Code</th> <th>Fee (\$)</th> </tr> </thead> <tbody> <tr><td>1001</td><td>770</td><td>2001</td><td>385</td><td>Utility filing fee</td><td></td></tr> <tr><td>1002</td><td>340</td><td>2002</td><td>170</td><td>Design filing fee</td><td></td></tr> <tr><td>1003</td><td>530</td><td>2003</td><td>265</td><td>Plant filing fee</td><td></td></tr> <tr><td>1004</td><td>770</td><td>2004</td><td>385</td><td>Reissue filing fee</td><td></td></tr> <tr><td>1005</td><td>180</td><td>2005</td><td>80</td><td>Provisional filing fee</td><td></td></tr> <tr> <td colspan="4" style="text-align: right;">SUBTOTAL (1)</td> <td>(\$)</td> <td></td> </tr> </tbody> </table> <p>2. EXTRA CLAIM FEES FOR UTILITY AND REISSUE</p> <table style="width:100%; border-collapse: collapse; font-size: x-small;"> <tr> <td>Total Claims</td> <td>-20**=</td> <td>Extra Claims</td> <td>X</td> <td>Fee from below</td> <td>=</td> <td>Fee Paid</td> </tr> <tr> <td>Independent Claims</td> <td>-3**=</td> <td></td> <td>X</td> <td></td> <td>=</td> <td></td> </tr> <tr> <td>Multiple Dependent</td> <td></td> <td></td> <td></td> <td></td> <td>=</td> <td></td> </tr> </table> <table border="1" style="width:100%; border-collapse: collapse; font-size: x-small;"> <thead> <tr> <th colspan="2">Large Entity</th> <th colspan="2">Small Entity</th> <th rowspan="2">Fee Description</th> <th rowspan="2">Fee Paid</th> </tr> <tr> <th>Fee Code</th> <th>Fee (\$)</th> <th>Fee Code</th> <th>Fee (\$)</th> </tr> </thead> <tbody> <tr><td>1202</td><td>18</td><td>2202</td><td>9</td><td>Claims in excess of 20</td><td></td></tr> <tr><td>1201</td><td>86</td><td>2201</td><td>43</td><td>Independent claims in excess of 3</td><td></td></tr> <tr><td>1203</td><td>290</td><td>2203</td><td>145</td><td>Multiple dependent claim, if not paid</td><td></td></tr> <tr><td>1204</td><td>86</td><td>2204</td><td>43</td><td>**Reissue independent claims over original patent</td><td></td></tr> <tr><td>1205</td><td>18</td><td>2205</td><td>9</td><td>**Reissue claims in excess of 20 and over original patent</td><td></td></tr> <tr> <td colspan="4" style="text-align: right;">SUBTOTAL (2)</td> <td>(\$)</td> <td></td> </tr> </tbody> </table> <p style="font-size: x-small;">** or number previously paid, if greater; For Reissues, see above</p>	Large Entity		Small Entity		Fee Description	Fee Paid	Fee Code	Fee (\$)	Fee Code	Fee (\$)	1001	770	2001	385	Utility filing fee		1002	340	2002	170	Design filing fee		1003	530	2003	265	Plant filing fee		1004	770	2004	385	Reissue filing fee		1005	180	2005	80	Provisional filing fee		SUBTOTAL (1)				(\$)		Total Claims	-20**=	Extra Claims	X	Fee from below	=	Fee Paid	Independent Claims	-3**=		X		=		Multiple Dependent					=		Large Entity		Small Entity		Fee Description	Fee Paid	Fee Code	Fee (\$)	Fee Code	Fee (\$)	1202	18	2202	9	Claims in excess of 20		1201	86	2201	43	Independent claims in excess of 3		1203	290	2203	145	Multiple dependent claim, if not paid		1204	86	2204	43	**Reissue independent claims over original patent		1205	18	2205	9	**Reissue claims in excess of 20 and over original patent		SUBTOTAL (2)				(\$)		<p>3. ADDITIONAL FEES</p> <table border="1" style="width:100%; border-collapse: collapse; font-size: x-small;"> <thead> <tr> <th colspan="2">Large Entity</th> <th colspan="2">Small Entity</th> <th rowspan="2">Fee Description</th> <th rowspan="2">Fee Paid</th> </tr> <tr> <th>Fee Code</th> <th>Fee (\$)</th> <th>Fee Code</th> <th>Fee (\$)</th> </tr> </thead> <tbody> <tr><td>1051</td><td>130</td><td>2051</td><td>65</td><td>Surcharge - late filing fee or oath</td><td></td></tr> <tr><td>1052</td><td>50</td><td>2052</td><td>25</td><td>Surcharge - late provisional filing fee or cover sheet</td><td></td></tr> <tr><td>1053</td><td>130</td><td>1053</td><td></td><td>Non-English specification</td><td></td></tr> <tr><td>1812</td><td>2,520</td><td>1812</td><td></td><td>For filing a request for <i>ex parte</i> reexamination</td><td></td></tr> <tr><td>1804</td><td>920*</td><td>1804</td><td></td><td>Requesting publication of SIR prior to Examiner action</td><td></td></tr> <tr><td>1805</td><td>1,840*</td><td>1805</td><td></td><td>Requesting publication of SIR after Examiner action</td><td></td></tr> <tr><td>1251</td><td>110</td><td>2251</td><td>55</td><td>Extension for reply within first month</td><td></td></tr> <tr><td>1252</td><td>420</td><td>2252</td><td>210</td><td>Extension for reply within second month</td><td></td></tr> <tr><td>1253</td><td>950</td><td>2253</td><td>475</td><td>Extension for reply within third month</td><td></td></tr> <tr><td>1254</td><td>1,480</td><td>2254</td><td>740</td><td>Extension for reply within fourth month</td><td></td></tr> <tr><td>1255</td><td>2,010</td><td>2255</td><td>1,005</td><td>Extension for reply within fifth month</td><td></td></tr> <tr><td>1401</td><td>330</td><td>2401</td><td>165</td><td>Notice of Appeal</td><td>330.00</td></tr> <tr><td>1402</td><td>330</td><td>2402</td><td>165</td><td>Filing a brief in support of an appeal</td><td></td></tr> <tr><td>1403</td><td>290</td><td>2403</td><td>145</td><td>Request for oral hearing</td><td></td></tr> <tr><td>1451</td><td>1,510</td><td>1451</td><td></td><td>Petition to institute a public use proceeding</td><td></td></tr> <tr><td>1452</td><td>110</td><td>2452</td><td>55</td><td>Petition to revive - unavoidable</td><td></td></tr> <tr><td>1453</td><td>1,330</td><td>2453</td><td>665</td><td>Petition to revive - unintentional</td><td></td></tr> <tr><td>1501</td><td>1,330</td><td>2501</td><td>665</td><td>Utility issue fee (or reissue)</td><td></td></tr> <tr><td>1502</td><td>480</td><td>2502</td><td>240</td><td>Design issue fee</td><td></td></tr> <tr><td>1503</td><td>640</td><td>2503</td><td>320</td><td>Plant issue fee</td><td></td></tr> <tr><td>1460</td><td>130</td><td>1460</td><td></td><td>Petitions to the Commissioner</td><td></td></tr> <tr><td>1807</td><td>50</td><td>1807</td><td></td><td>Processing fee under 37 CFR 1.17(q)</td><td></td></tr> <tr><td>1806</td><td>180</td><td>1806</td><td></td><td>Submission of Information Disclosure Stmt</td><td></td></tr> <tr><td>8021</td><td>40</td><td>8021</td><td>40</td><td>Recording each patent assignment per property (times number of properties)</td><td></td></tr> <tr><td>1809</td><td>770</td><td>2809</td><td>385</td><td>Filing a submission after final rejection (37 CFR § 1.129(a))</td><td></td></tr> <tr><td>1810</td><td>770</td><td>2810</td><td>385</td><td>For each additional invention to be examined (37 CFR § 1.129(b))</td><td></td></tr> <tr><td>1801</td><td>770</td><td>2801</td><td>385</td><td>Request for Continued Examination (RCE)</td><td></td></tr> <tr><td>1802</td><td>900</td><td>1802</td><td></td><td>Request for expedited examination of a design application</td><td></td></tr> </tbody> </table> <p>Other fee (specify) _____</p> <p style="text-align: right; font-weight: bold;"> SUBTOTAL (3) (\$) 330.00 </p>	Large Entity		Small Entity		Fee Description	Fee Paid	Fee Code	Fee (\$)	Fee Code	Fee (\$)	1051	130	2051	65	Surcharge - late filing fee or oath		1052	50	2052	25	Surcharge - late provisional filing fee or cover sheet		1053	130	1053		Non-English specification		1812	2,520	1812		For filing a request for <i>ex parte</i> reexamination		1804	920*	1804		Requesting publication of SIR prior to Examiner action		1805	1,840*	1805		Requesting publication of SIR after Examiner action		1251	110	2251	55	Extension for reply within first month		1252	420	2252	210	Extension for reply within second month		1253	950	2253	475	Extension for reply within third month		1254	1,480	2254	740	Extension for reply within fourth month		1255	2,010	2255	1,005	Extension for reply within fifth month		1401	330	2401	165	Notice of Appeal	330.00	1402	330	2402	165	Filing a brief in support of an appeal		1403	290	2403	145	Request for oral hearing		1451	1,510	1451		Petition to institute a public use proceeding		1452	110	2452	55	Petition to revive - unavoidable		1453	1,330	2453	665	Petition to revive - unintentional		1501	1,330	2501	665	Utility issue fee (or reissue)		1502	480	2502	240	Design issue fee		1503	640	2503	320	Plant issue fee		1460	130	1460		Petitions to the Commissioner		1807	50	1807		Processing fee under 37 CFR 1.17(q)		1806	180	1806		Submission of Information Disclosure Stmt		8021	40	8021	40	Recording each patent assignment per property (times number of properties)		1809	770	2809	385	Filing a submission after final rejection (37 CFR § 1.129(a))		1810	770	2810	385	For each additional invention to be examined (37 CFR § 1.129(b))		1801	770	2801	385	Request for Continued Examination (RCE)		1802	900	1802		Request for expedited examination of a design application	
Large Entity		Small Entity		Fee Description			Fee Paid																																																																																																																																																																																																																																																																																													
Fee Code	Fee (\$)	Fee Code	Fee (\$)																																																																																																																																																																																																																																																																																																	
1001	770	2001	385	Utility filing fee																																																																																																																																																																																																																																																																																																
1002	340	2002	170	Design filing fee																																																																																																																																																																																																																																																																																																
1003	530	2003	265	Plant filing fee																																																																																																																																																																																																																																																																																																
1004	770	2004	385	Reissue filing fee																																																																																																																																																																																																																																																																																																
1005	180	2005	80	Provisional filing fee																																																																																																																																																																																																																																																																																																
SUBTOTAL (1)				(\$)																																																																																																																																																																																																																																																																																																
Total Claims	-20**=	Extra Claims	X	Fee from below	=	Fee Paid																																																																																																																																																																																																																																																																																														
Independent Claims	-3**=		X		=																																																																																																																																																																																																																																																																																															
Multiple Dependent					=																																																																																																																																																																																																																																																																																															
Large Entity		Small Entity		Fee Description	Fee Paid																																																																																																																																																																																																																																																																																															
Fee Code	Fee (\$)	Fee Code	Fee (\$)																																																																																																																																																																																																																																																																																																	
1202	18	2202	9	Claims in excess of 20																																																																																																																																																																																																																																																																																																
1201	86	2201	43	Independent claims in excess of 3																																																																																																																																																																																																																																																																																																
1203	290	2203	145	Multiple dependent claim, if not paid																																																																																																																																																																																																																																																																																																
1204	86	2204	43	**Reissue independent claims over original patent																																																																																																																																																																																																																																																																																																
1205	18	2205	9	**Reissue claims in excess of 20 and over original patent																																																																																																																																																																																																																																																																																																
SUBTOTAL (2)				(\$)																																																																																																																																																																																																																																																																																																
Large Entity		Small Entity		Fee Description	Fee Paid																																																																																																																																																																																																																																																																																															
Fee Code	Fee (\$)	Fee Code	Fee (\$)																																																																																																																																																																																																																																																																																																	
1051	130	2051	65	Surcharge - late filing fee or oath																																																																																																																																																																																																																																																																																																
1052	50	2052	25	Surcharge - late provisional filing fee or cover sheet																																																																																																																																																																																																																																																																																																
1053	130	1053		Non-English specification																																																																																																																																																																																																																																																																																																
1812	2,520	1812		For filing a request for <i>ex parte</i> reexamination																																																																																																																																																																																																																																																																																																
1804	920*	1804		Requesting publication of SIR prior to Examiner action																																																																																																																																																																																																																																																																																																
1805	1,840*	1805		Requesting publication of SIR after Examiner action																																																																																																																																																																																																																																																																																																
1251	110	2251	55	Extension for reply within first month																																																																																																																																																																																																																																																																																																
1252	420	2252	210	Extension for reply within second month																																																																																																																																																																																																																																																																																																
1253	950	2253	475	Extension for reply within third month																																																																																																																																																																																																																																																																																																
1254	1,480	2254	740	Extension for reply within fourth month																																																																																																																																																																																																																																																																																																
1255	2,010	2255	1,005	Extension for reply within fifth month																																																																																																																																																																																																																																																																																																
1401	330	2401	165	Notice of Appeal	330.00																																																																																																																																																																																																																																																																																															
1402	330	2402	165	Filing a brief in support of an appeal																																																																																																																																																																																																																																																																																																
1403	290	2403	145	Request for oral hearing																																																																																																																																																																																																																																																																																																
1451	1,510	1451		Petition to institute a public use proceeding																																																																																																																																																																																																																																																																																																
1452	110	2452	55	Petition to revive - unavoidable																																																																																																																																																																																																																																																																																																
1453	1,330	2453	665	Petition to revive - unintentional																																																																																																																																																																																																																																																																																																
1501	1,330	2501	665	Utility issue fee (or reissue)																																																																																																																																																																																																																																																																																																
1502	480	2502	240	Design issue fee																																																																																																																																																																																																																																																																																																
1503	640	2503	320	Plant issue fee																																																																																																																																																																																																																																																																																																
1460	130	1460		Petitions to the Commissioner																																																																																																																																																																																																																																																																																																
1807	50	1807		Processing fee under 37 CFR 1.17(q)																																																																																																																																																																																																																																																																																																
1806	180	1806		Submission of Information Disclosure Stmt																																																																																																																																																																																																																																																																																																
8021	40	8021	40	Recording each patent assignment per property (times number of properties)																																																																																																																																																																																																																																																																																																
1809	770	2809	385	Filing a submission after final rejection (37 CFR § 1.129(a))																																																																																																																																																																																																																																																																																																
1810	770	2810	385	For each additional invention to be examined (37 CFR § 1.129(b))																																																																																																																																																																																																																																																																																																
1801	770	2801	385	Request for Continued Examination (RCE)																																																																																																																																																																																																																																																																																																
1802	900	1802		Request for expedited examination of a design application																																																																																																																																																																																																																																																																																																

SUBMITTED BY		Complete (if applicable)	
Name (Print/Type)	Phouphanomketh Ditthavong	Registration No. (Attorney/Agent)	44658
Signature		Telephone	(703) 425-8508
		Date	February 23, 2004

WARNING: Information on this form may become public. Credit card information should not be included on this form. Provide credit card information and authorization on PTO-2038.

This collection of information is required by 37 CFR 1.17 and 1.27. The information is required to obtain or retain a benefit by the public which is to file (and by the USPTO to process) an application. Confidentiality is governed by 37 U.S.C. 122 and 37 CFR 1.14. This collection is estimated to take 12 minutes to complete, including gathering, preparing, and submitting the completed application form to the USPTO. Time will vary depending upon the individual case. Any comments on the amount of time you require to complete this form and/or suggestions for reducing this burden, should be sent to the Chief Information Officer, U.S. Patent and Trademark Office, U.S. Department of Commerce, Washington, DC 20231. DO NOT SEND FEES OR COMPLETED FORMS TO THIS ADDRESS. SEND TO: Commissioner for Patents, Washington, DC 20231.

If you need assistance in completing the form, call 1-800-PTO-9199 (1-800-786-9199) and select option 2.

PATENT APPLICATION FEE DETERMINATION RECORD
Effective October 1, 2003

Application or Docket Number

09/756,291

CLAIMS AS FILED - PART I

	(Column 1)	(Column 2)
TOTAL CLAIMS		
FOR	NUMBER FILED	NUMBER EXTRA
TOTAL CHARGEABLE CLAIMS	minus 20=	*
INDEPENDENT CLAIMS	minus 3 =	*
MULTIPLE DEPENDENT CLAIM PRESENT <input type="checkbox"/>		

SMALL ENTITY TYPE <input type="checkbox"/>		OR	OTHER THAN SMALL ENTITY	
RATE	FEE		RATE	FEE
BASIC FEE	385.00	OR	BASIC FEE	770.00
X\$ 9=		OR	X\$18=	
X43=		OR	X86=	
+145=		OR	+290=	
TOTAL		OR	TOTAL	

* If the difference in column 1 is less than zero, enter "0" in column 2

CLAIMS AS AMENDED - PART II

	(Column 1)	(Column 2)	(Column 3)
AMENDMENT A	CLAIMS REMAINING AFTER AMENDMENT	HIGHEST NUMBER PREVIOUSLY PAID FOR	PRESENT EXTRA
	Total *	Minus **	=
	Independent *	Minus ***	=
FIRST PRESENTATION OF MULTIPLE DEPENDENT CLAIM <input type="checkbox"/>			

SMALL ENTITY		OR	OTHER THAN SMALL ENTITY	
RATE	ADDITIONAL FEE		RATE	ADDITIONAL FEE
X\$ 9=		OR	X\$18=	
X43=		OR	X86=	
+145=		OR	+290=	
TOTAL ADDIT. FEE		OR	TOTAL ADDIT. FEE	

	(Column 1)	(Column 2)	(Column 3)
AMENDMENT B	CLAIMS REMAINING AFTER AMENDMENT	HIGHEST NUMBER PREVIOUSLY PAID FOR	PRESENT EXTRA
	Total *	Minus **	=
	Independent *	Minus ***	=
FIRST PRESENTATION OF MULTIPLE DEPENDENT CLAIM <input type="checkbox"/>			

SMALL ENTITY		OR	OTHER THAN SMALL ENTITY	
RATE	ADDITIONAL FEE		RATE	ADDITIONAL FEE
X\$ 9=		OR	X\$18=	
X43=		OR	X86=	
+145=		OR	+290=	
TOTAL ADDIT. FEE		OR	TOTAL ADDIT. FEE	

01-30-04

	(Column 1)	(Column 2)	(Column 3)
AMENDMENT C	CLAIMS REMAINING AFTER AMENDMENT	HIGHEST NUMBER PREVIOUSLY PAID FOR	PRESENT EXTRA
	Total * 12	Minus ** 45	=
	Independent * 2	Minus *** 3	=
FIRST PRESENTATION OF MULTIPLE DEPENDENT CLAIM <input type="checkbox"/>			

SMALL ENTITY		OR	OTHER THAN SMALL ENTITY	
RATE	ADDITIONAL FEE		RATE	ADDITIONAL FEE
X\$ 9=		OR	X\$18=	
X43=		OR	X86=	
+145=		OR	+290=	
TOTAL ADDIT. FEE		OR	TOTAL ADDIT. FEE	

* If the entry in column 1 is less than the entry in column 2, write "0" in column 3.
 ** If the "Highest Number Previously Paid For" IN THIS SPACE is less than 20, enter "20."
 *** If the "Highest Number Previously Paid For" IN THIS SPACE is less than 3, enter "3."
 The "Highest Number Previously Paid For" (Total or Independent) is the highest number found in the appropriate box in column 1.

CLAIMS

09/15/06, 291

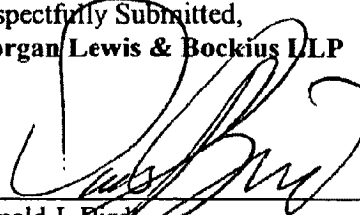
	AS FILED		AFTER 1st AMENDMENT		AFTER 2nd AMENDMENT	
	IND.	DEP.	IND.	DEP.	IND.	DEP.
1						
2						
3						
4						
5						
6						
7						
8						
9						
10						
11						
12						
13						
14						
15						
16						
17						
18						
19						
20						
21						
22						
23			✓			
24			1		1	
25				1		1
26				1		1
27				1		1
28			1		1	
29						
30						
31						
32						
33						
34						
35						
36						
37						
38						
39						
40						
41						
42						
43						
44			+	+		
45				2		2
46				2		2
47				2		2
48			1		1	
49						
50						
TOTAL IND.		↓	2	↓	2	↓
TOTAL DEP.		←	9	←	10	←

	*		*		*	
	IND.	DEP.	IND.	DEP.	IND.	DEP.
51						1
52						
53						
54						
55						
56						
57						
58						
59						
60						
61						
62						
63						
64						
65						
66						
67						
68						
69						
70						
71						
72						
73						
74						
75						
76						
77						
78						
79						
80						
81						
82						
83						
84						
85						
86						
87						
88						
89						
90						
91						
92						
93						
94						
95						
96						
97						
98						
99						
100						
TOTAL IND.		↓		↓		↓
TOTAL DEP.		←		←		←

5. The Commissioner is hereby authorized to charge \$330.00 to Deposit Account No. 50-0310 for Notice of Appeal Fee.

The Commissioner is hereby authorized to charge any additional fees which may be required, including fees due under 37 C.F.R. §§ 1.16 and 1.17, or credit any overpayment to Deposit Account 50-0310.

Respectfully Submitted,
Morgan Lewis & Bockius LLP



Date: February 24, 2004
Morgan Lewis & Bockius LLP
Customer No. 09629
1111 Pennsylvania Avenue, N.W.
Washington, D.C. 20004
Tel. No.: 202-739-3000
DJB:mk

By:

Donald I. Bird
Registration No. 25,323
Tel. No.: (202) 739-5320
Fax No.: (202) 739-3001



UNITED STATES PATENT AND TRADEMARK OFFICE

UNITED STATES DEPARTMENT OF COMMERCE
United States Patent and Trademark Office
Address: COMMISSIONER FOR PATENTS
P.O. Box 1450
Alexandria, Virginia 22313-1450
www.uspto.gov

NOTICE OF ALLOWANCE AND FEE(S) DUE

09629 7590 03/24/2004
MORGAN LEWIS & BOCKIUS LLP
1111 PENNSYLVANIA AVENUE NW
WASHINGTON, DC 20004

EXAMINER
HUI, SAN MING R

ART UNIT PAPER NUMBER

1617

DATE MAILED: 03/24/2004

Table with 5 columns: APPLICATION NO., FILING DATE, FIRST NAMED INVENTOR, ATTORNEY DOCKET NO., CONFIRMATION NO.
09/756,291 01/09/2001 John R. Evans PM 275507 PHM70635/US 5974

TITLE OF INVENTION: FORMULATION

Table with 6 columns: APPLN. TYPE, SMALL ENTITY, ISSUE FEE, PUBLICATION FEE, TOTAL FEE(S) DUE, DATE DUE
nonprovisional NO \$1330 \$300 \$1630 06/24/2004

THE APPLICATION IDENTIFIED ABOVE HAS BEEN EXAMINED AND IS ALLOWED FOR ISSUANCE AS A PATENT. PROSECUTION ON THE MERITS IS CLOSED. THIS NOTICE OF ALLOWANCE IS NOT A GRANT OF PATENT RIGHTS. THIS APPLICATION IS SUBJECT TO WITHDRAWAL FROM ISSUE AT THE INITIATIVE OF THE OFFICE OR UPON PETITION BY THE APPLICANT. SEE 37 CFR 1.313 AND MPEP 1308.

THE ISSUE FEE AND PUBLICATION FEE (IF REQUIRED) MUST BE PAID WITHIN THREE MONTHS FROM THE MAILING DATE OF THIS NOTICE OR THIS APPLICATION SHALL BE REGARDED AS ABANDONED. THIS STATUTORY PERIOD CANNOT BE EXTENDED. SEE 35 U.S.C. 151. THE ISSUE FEE DUE INDICATED ABOVE REFLECTS A CREDIT FOR ANY PREVIOUSLY PAID ISSUE FEE APPLIED IN THIS APPLICATION. THE PTOL-85B (OR AN EQUIVALENT) MUST BE RETURNED WITHIN THIS PERIOD EVEN IF NO FEE IS DUE OR THE APPLICATION WILL BE REGARDED AS ABANDONED.

HOW TO REPLY TO THIS NOTICE:

I. Review the SMALL ENTITY status shown above.

If the SMALL ENTITY is shown as YES, verify your current SMALL ENTITY status:

A. If the status is the same, pay the TOTAL FEE(S) DUE shown above.

B. If the status is changed, pay the PUBLICATION FEE (if required) and twice the amount of the ISSUE FEE shown above and notify the United States Patent and Trademark Office of the change in status, or

If the SMALL ENTITY is shown as NO:

A. Pay TOTAL FEE(S) DUE shown above, or

B. If applicant claimed SMALL ENTITY status before, or is now claiming SMALL ENTITY status, check the box below and enclose the PUBLICATION FEE and 1/2 the ISSUE FEE shown above.

[] Applicant claims SMALL ENTITY status. See 37 CFR 1.27.

II. PART B - FEE(S) TRANSMITTAL should be completed and returned to the United States Patent and Trademark Office (USPTO) with your ISSUE FEE and PUBLICATION FEE (if required). Even if the fee(s) have already been paid, Part B - Fee(s) Transmittal should be completed and returned. If you are charging the fee(s) to your deposit account, section "4b" of Part B - Fee(s) Transmittal should be completed and an extra copy of the form should be submitted.

III. All communications regarding this application must give the application number. Please direct all communications prior to issuance to Mail Stop ISSUE FEE unless advised to the contrary.

IMPORTANT REMINDER: Utility patents issuing on applications filed on or after Dec. 12, 1980 may require payment of maintenance fees. It is patentee's responsibility to ensure timely payment of maintenance fees when due.

PART B - FEE(S) TRANSMITTAL

**Complete and send this form, together with applicable fee(s), to: Mail Mail Stop ISSUE FEE
 Commissioner for Patents
 P.O. Box 1450
 Alexandria, Virginia 22313-1450**

or Fax (703) 746-4000

INSTRUCTIONS: This form should be used for transmitting the ISSUE FEE and PUBLICATION FEE (if required). Blocks 1 through 4 should be completed where appropriate. All further correspondence including the Patent, advance orders and notification of maintenance fees will be mailed to the current correspondence address as indicated unless corrected below or directed otherwise in Block 1, by (a) specifying a new correspondence address; and/or (b) indicating a separate "FEE ADDRESS" for maintenance fee notifications.

CURRENT CORRESPONDENCE ADDRESS (Note: Legibly mark-up with any corrections or use Block 1)

Note: A certificate of mailing can only be used for domestic mailings of the Fee(s) Transmittal. This certificate cannot be used for any other accompanying papers. Each additional paper, such as an assignment or formal drawing, must have its own certificate of mailing or transmission.

09629 7590 03/24/2004
MORGAN LEWIS & BOCKIUS LLP
 1111 PENNSYLVANIA AVENUE NW
 WASHINGTON, DC 20004

Certificate of Mailing or Transmission

I hereby certify that this Fee(s) Transmittal is being deposited with the United States Postal Service with sufficient postage for first class mail in an envelope addressed to the Mail Stop ISSUE FEE address above, or being facsimile transmitted to the USPTO, on the date indicated below.

(Depositor's name)
(Signature)
(Date)

APPLICATION NO.	FILING DATE	FIRST NAMED INVENTOR	ATTORNEY DOCKET NO.	CONFIRMATION NO.
09/756,291	01/09/2001	John R. Evans	PM 275507 PHM70635/US	5974

TITLE OF INVENTION: FORMULATION

APPLN. TYPE	SMALL ENTITY	ISSUE FEE	PUBLICATION FEE	TOTAL FEE(S) DUE	DATE DUE
nonprovisional	NO	\$1330	\$300	\$1630	06/24/2004

EXAMINER	ART UNIT	CLASS-SUBCLASS
HUI, SAN MING R	1617	514-177000

1. Change of correspondence address or indication of "Fee Address" (37 CFR 1.363). <input type="checkbox"/> Change of correspondence address (or Change of Correspondence Address form PTO/SB/122) attached. <input type="checkbox"/> "Fee Address" indication (or "Fee Address" Indication form PTO/SB/47; Rev 03-02 or more recent) attached. Use of a Customer Number is required.	2. For printing on the patent front page, list (1) the names of up to 3 registered patent attorneys or agents OR, alternatively, (2) the name of a single firm (having as a member a registered attorney or agent) and the names of up to 2 registered patent attorneys or agents. If no name is listed, no name will be printed. <table style="width:100%; margin-top: 10px;"> <tr><td style="width:5%;">1</td><td>_____</td></tr> <tr><td>2</td><td>_____</td></tr> <tr><td>3</td><td>_____</td></tr> </table>	1	_____	2	_____	3	_____
1	_____						
2	_____						
3	_____						

3. ASSIGNEE NAME AND RESIDENCE DATA TO BE PRINTED ON THE PATENT (print or type)

PLEASE NOTE: Unless an assignee is identified below, no assignee data will appear on the patent. Inclusion of assignee data is only appropriate when an assignment has been previously submitted to the USPTO or is being submitted under separate cover. Completion of this form is NOT a substitute for filing an assignment.
 (A) NAME OF ASSIGNEE (B) RESIDENCE: (CITY and STATE OR COUNTRY)

Please check the appropriate assignee category or categories (will not be printed on the patent); individual corporation or other private group entity government

4a. The following fee(s) are enclosed: <input type="checkbox"/> Issue Fee <input type="checkbox"/> Publication Fee <input type="checkbox"/> Advance Order - # of Copies _____	4b. Payment of Fee(s): <input type="checkbox"/> A check in the amount of the fee(s) is enclosed. <input type="checkbox"/> Payment by credit card. Form PTO-2038 is attached. <input type="checkbox"/> The Director is hereby authorized by charge the required fee(s), or credit any overpayment, to Deposit Account Number _____ (enclose an extra copy of this form).
--	--

Director for Patents is requested to apply the Issue Fee and Publication Fee (if any) or to re-apply any previously paid issue fee to the application identified above.

(Authorized Signature) _____	(Date) _____
NOTE: The Issue Fee and Publication Fee (if required) will not be accepted from anyone other than the applicant; a registered attorney or agent; or the assignee or other party in interest as shown by the records of the United States Patent and Trademark Office.	
This collection of information is required by 37 CFR 1.311. The information is required to obtain or retain a benefit by the public which is to file (and by the USPTO to process) an application. Confidentiality is governed by 35 U.S.C. 122 and 37 CFR 1.14. This collection is estimated to take 12 minutes to complete, including gathering, preparing, and submitting the completed application form to the USPTO. Time will vary depending upon the individual case. Any comments on the amount of time you require to complete this form and/or suggestions for reducing this burden, should be sent to the Chief Information Officer, U.S. Patent and Trademark Office, U.S. Department of Commerce, Alexandria, Virginia 22313-1450. DO NOT SEND FEES OR COMPLETED FORMS TO THIS ADDRESS. SEND TO: Commissioner for Patents, Alexandria, Virginia 22313-1450.	
Under the Paperwork Reduction Act of 1995, no persons are required to respond to a collection of information unless it displays a valid OMB control number.	

TRANSMIT THIS FORM WITH FEE(S)



UNITED STATES PATENT AND TRADEMARK OFFICE

UNITED STATES DEPARTMENT OF COMMERCE
United States Patent and Trademark Office
Address: COMMISSIONER FOR PATENTS
P.O. Box 1450
Alexandria, Virginia 22313-1450
www.uspto.gov

Table with 5 columns: APPLICATION NO., FILING DATE, FIRST NAMED INVENTOR, ATTORNEY DOCKET NO., CONFIRMATION NO.
09/756,291 01/09/2001 John R. Evans PM 275507 PHM70635/US 5974

09629 7590 03/24/2004
MORGAN LEWIS & BOCKIUS LLP
1111 PENNSYLVANIA AVENUE NW
WASHINGTON, DC 20004

EXAMINER

HUI, SAN MING R

ART UNIT PAPER NUMBER

1617

DATE MAILED: 03/24/2004

Determination of Patent Term Adjustment under 35 U.S.C. 154 (b)
(application filed on or after May 29, 2000)

The Patent Term Adjustment to date is 0 day(s). If the issue fee is paid on the date that is three months after the mailing date of this notice and the patent issues on the Tuesday before the date that is 28 weeks (six and a half months) after the mailing date of this notice, the Patent Term Adjustment will be 0 day(s).

If a Continued Prosecution Application (CPA) was filed in the above-identified application, the filing date that determines Patent Term Adjustment is the filing date of the most recent CPA.

Applicant will be able to obtain more detailed information by accessing the Patent Application Information Retrieval (PAIR) system (http://pair.uspto.gov).

Any questions regarding the Patent Term Extension or Adjustment determination should be directed to the Office of Patent Legal Administration at (703) 305-1383. Questions relating to issue and publication fee payments should be directed to the Customer Service Center of the Office of Patent Publication at (703) 305-8283.

Notice of Allowability

Application No. 09/756,291	Applicant(s) EVANS ET AL.	
Examiner San-ming Hui	Art Unit 1617	

-- The MAILING DATE of this communication appears on the cover sheet with the correspondence address--

All claims being allowable, PROSECUTION ON THE MERITS IS (OR REMAINS) CLOSED in this application. If not included herewith (or previously mailed), a Notice of Allowance (PTOL-85) or other appropriate communication will be mailed in due course. **THIS NOTICE OF ALLOWABILITY IS NOT A GRANT OF PATENT RIGHTS.** This application is subject to withdrawal from issue at the initiative of the Office or upon petition by the applicant. See 37 CFR 1.313 and MPEP 1308.

- 1. This communication is responsive to _____.
- 2. The allowed claim(s) is/are 24-28,45-47 and 51.
- 3. The drawings filed on _____ are accepted by the Examiner.
- 4. Acknowledgment is made of a claim for foreign priority under 35 U.S.C. § 119(a)-(d) or (f).
 - a) All b) Some* c) None of the:
 - 1. Certified copies of the priority documents have been received.
 - 2. Certified copies of the priority documents have been received in Application No. _____.
 - 3. Copies of the certified copies of the priority documents have been received in this national stage application from the International Bureau (PCT Rule 17.2(a)).

* Certified copies not received: _____.

Applicant has THREE MONTHS FROM THE "MAILING DATE" of this communication to file a reply complying with the requirements noted below. Failure to timely comply will result in ABANDONMENT of this application.
THIS THREE-MONTH PERIOD IS NOT EXTENDABLE.

- 5. A SUBSTITUTE OATH OR DECLARATION must be submitted. Note the attached EXAMINER'S AMENDMENT or NOTICE OF INFORMAL PATENT APPLICATION (PTO-152) which gives reason(s) why the oath or declaration is deficient.
 - 6. CORRECTED DRAWINGS (as "replacement sheets") must be submitted.
 - (a) including changes required by the Notice of Draftsperson's Patent Drawing Review (PTO-948) attached
 - 1) hereto or 2) to Paper No./Mail Date _____.
 - (b) including changes required by the attached Examiner's Amendment / Comment or in the Office action of Paper No./Mail Date _____.
- Identifying indicia such as the application number (see 37 CFR 1.84(c)) should be written on the drawings in the front (not the back) of each sheet. Replacement sheet(s) should be labeled as such in the header according to 37 CFR 1.121(d).
- 7. DEPOSIT OF and/or INFORMATION about the deposit of BIOLOGICAL MATERIAL must be submitted. Note the attached Examiner's comment regarding REQUIREMENT FOR THE DEPOSIT OF BIOLOGICAL MATERIAL.

Attachment(s)

- 1. Notice of References Cited (PTO-892)
- 2. Notice of Draftsperson's Patent Drawing Review (PTO-948)
- 3. Information Disclosure Statements (PTO-1449 or PTO/SB/08), Paper No./Mail Date _____
- 4. Examiner's Comment Regarding Requirement for Deposit of Biological Material
- 5. Notice of Informal Patent Application (PTO-152)
- 6. Interview Summary (PTO-413), Paper No./Mail Date _____
- 7. Examiner's Amendment/Comment
- 8. Examiner's Statement of Reasons for Allowance
- 9. Other _____

REASONS FOR ALLOWANCE

The following is an examiner's statement of reasons for allowance: Applicant's amendments filed January 30, 2004 have been entered. The addition of claim 51 is acknowledged. The amendments limit the claims to the specific ratio of ethanol, benzyl alcohol, and benzyl benzoate. The herein recited ratio of ethanol, benzyl alcohol, and benzyl benzoate is demonstrated to have unexpected increase of solubility of fluvestrant. Therefore, the rejection under 35 USC 103 is withdrawn.

Claims 24-28, 45-47, and 51 are allowed.

Any comments considered necessary by applicant must be submitted no later than the payment of the issue fee and, to avoid processing delays, should preferably accompany the issue fee. Such submissions should be clearly labeled "Comments on Statement of Reasons for Allowance."

Any inquiry concerning this communication or earlier communications from the examiner should be directed to San-ming Hui whose telephone number is (703) 305-1002. The examiner can normally be reached on Mon 9:00 to 1:00, Tu - Fri from 9:00 to 6:00.


If attempts to reach the examiner by telephone are unsuccessful, the examiner's supervisor, Sreeni Padmanabhan, PhD., can be reached on (571) 272-0629. The fax phone number for the organization where this application or proceeding is assigned is 703-872-9306.


Application/Control Number: 09/756,291
Art Unit: 1617

Page 3



Information regarding the status of an application may be obtained from the Patent Application Information Retrieval (PAIR) system. Status information for published applications may be obtained from either Private PAIR or Public PAIR. Status information for unpublished applications is available through Private PAIR only. For more information about the PAIR system, see <http://pair-direct.uspto.gov>. Should you have questions on access to the Private PAIR system, contact the Electronic Business Center (EBC) at 866-217-9197 (toll-free).

San-ming Hui
Patent Examiner
Art Unit 1617


SREENI PADMANABHAN
SUPERVISORY PATENT EXAMINER

Issue Classification 	Application No. 09/756,291	Applicant(s) EVANS ET AL.
	Examiner San-ming Hui	Art Unit 1617

ISSUE CLASSIFICATION										
ORIGINAL					CROSS REFERENCE(S)					
CLASS		SUBCLASS			CLASS	SUBCLASS (ONE SUBCLASS PER BLOCK)				
514		177			514	178				
INTERNATIONAL CLASSIFICATION										
A	6	1	K	31/56						
				/						
				/						
				/						
				/						

 (Assistant Examiner) (Date) 3/15/04	 SREENI PADMANABHAN SUPERVISORY PATENT EXAMINER (Primary Examiner) (Date)	Total Claims Allowed: 9 <table border="1" style="width: 100%;"> <tr> <td>O.G. Print Claim(s)</td> <td>O.G. Print Fig.</td> </tr> <tr> <td style="text-align: center;">1</td> <td style="text-align: center;">1</td> </tr> </table>	O.G. Print Claim(s)	O.G. Print Fig.	1	1
O.G. Print Claim(s)	O.G. Print Fig.					
1	1					
(Legal Instruments Examiner) (Date)						

<input type="checkbox"/> Claims renumbered in the same order as presented by applicant		<input type="checkbox"/> CPA		<input type="checkbox"/> T.D.		<input type="checkbox"/> R.1.47	
Final	Original	Final	Original	Final	Original	Final	Original
	1		31		61		121
	2		32		62		122
	3		33		63		123
	4		34		64		124
	5		35		65		125
	6		36		66		126
	7		37		67		127
	8		38		68		128
	9		39		69		129
	10		40		70		130
	11		41		71		131
	12		42		72		132
	13		43		73		133
	14		44		74		134
	15	6	45		75		135
	16	7	46		76		136
	17	8	47		77		137
	18		48		78		138
	19		49		79		139
	20		50		80		140
	21	9	51		81		141
	22		52		82		142
	23		53		83		143
1	24		54		84		144
2	25		55		85		145
3	26		56		86		146
4	27		57		87		147
5	28		58		88		148
	29		59		89		149
	30		60		90		150
							151
							152
							153
							154
							155
							156
							157
							158
							159
							160
							161
							162
							163
							164
							165
							166
							167
							168
							169
							170
							171
							172
							173
							174
							175
							176
							177
							178
							179
							180
							181
							182
							183
							184
							185
							186
							187
							188
							189
							190
							191
							192
							193
							194
							195
							196
							197
							198
							199
							200
							201
							202
							203
							204
							205
							206
							207
							208
							209
							210

Search Notes



Application No.

09/756,291

Examiner

San-ming Hui

Applicant(s)

EVANS ET AL.

Art Unit

1617

SEARCHED

Class	Subclass	Date	Examiner
514	177	3/15/2004	SH
514	178	3/15/2004	SH

INTERFERENCE SEARCHED

Class	Subclass	Date	Examiner
514	177	3/15/2004	SH
514	178	3/15/2004	SH

**SEARCH NOTES
(INCLUDING SEARCH STRATEGY)**

	DATE	EXMR
Medline, Biosis, USPatfull	3/15/2004	SH
Inventor search	3/15/2004	SH

ATTORNEY DOCKET NO.: 056291-5004
Application No.: 09/756,291
Page 2

Amendments to the Claims:

This listing of claims will replace all prior versions and listings of claims in this application:

Listing of Claims:

Claims 1-23 (cancelled)

11 Claim ~~24~~ (previously amended): A method of treating a hormonal dependent benign or malignant disease of the breast or reproductive tract by administration to a human in need of such treatment an intra-muscular injection of a pharmaceutical formulation comprising fulvestrant, a mixture of 10% weight of ethanol per volume of formulation, 10% weight of benzyl alcohol per volume of formulation and 15% weight of benzyl benzoate per volume of formulation and a sufficient amount of a castor oil vehicle, whereby a therapeutically significant blood plasma fulvestrant concentration of at least 2.5ngml^{-1} is attained for at least 2 weeks after injection.

2 Claim ~~25~~ (previously added): The method as claimed in claim ~~24~~ wherein the benign or malignant disease is breast cancer.

3 Claim ~~26~~ (previously added): The method as claimed in claim ~~24~~ wherein the blood plasma fulvestrant concentration is attained for at least 4 weeks after injection.

4 Claim ~~27~~ (previously added): The method as claimed in claim ~~24~~ wherein the blood plasma fulvestrant concentration is attained for 2 to 5 weeks after injection.

5 Claim ~~28~~ (previously amended): A method of treating a hormonal dependent benign or malignant disease of the breast or reproductive tract by administration to a human in need of such treatment an intra-muscular injection of a pharmaceutical formulation comprising fulvestrant, a mixture of 10% weight of ethanol per volume of formulation, 10% weight of benzyl alcohol per volume of formulation and 15% weight of benzyl benzoate per volume of formulation and a sufficient amount of a castor oil vehicle whereby the formulation comprises at least 45mgml^{-1} of fulvestrant.

ATTORNEY DOCKET NO.: 056291-5004
Application No.: 09/756,291
Page 3

Claims 29 - 44 (cancelled).

66 Claim ~~45~~ (previously added): The method as claimed in claim ~~24~~¹⁵ or ~~28~~⁵ wherein the total volume of the formulation administered to said human is 6ml or less, and the concentration of fulvestrant in said formulation is at least 45mgml⁻¹.

77 Claim ~~46~~ (previously added): The method as claimed in claim ~~24~~¹⁵ or ~~28~~⁵ wherein the total volume of the formulation administered to said human is 6ml or less, and the total amount of fulvestrant in said volume of formulation is 250mg or more.

88 Claim ~~47~~ (previously amended): The method as claimed in claim ~~26~~⁷ wherein the total volume of the formulation is from 5 to 5.25ml, and the total amount of fulvestrant in said volume of formulation is 250mg.

Claim 48 - 50 (cancelled).

99 Claim ~~51~~ (new): The method as claimed in claim ~~26~~⁵ wherein the benign or malignant disease is breast cancer.

Index of Claims



Application No.

09/756,291

Examiner

San-ming Hui

Applicant(s)

EVANS ET AL.

Art Unit

1617

√	Rejected
=	Allowed

-	(Through numeral) Cancelled
+	Restricted

N	Non-Elected
I	Interference

A	Appeal
O	Objected

Claim		Date	
Final	Original		
	1		
	2		
	3		
	4		
	5		
	6		
	7		
	8		
	9		
	10		
	11		
	12		
	13		
	14		
	15		
	16		
	17		
	18		
	19		
	20		
	21		
	22		
	23		
1	24	=	
2	25	=	
3	26	=	
4	27	=	
5	28	=	
	29		
	30		
	31		
	32		
	33		
	34		
	35		
	36		
	37		
	38		
	39		
	40		
	41		
	42		
	43		
	44		
6	45	=	
7	46	=	
8	47	=	
	48		
	49		
	50		

Claim		Date	
Final	Original		
9	51	=	
	52		
	53		
	54		
	55		
	56		
	57		
	58		
	59		
	60		
	61		
	62		
	63		
	64		
	65		
	66		
	67		
	68		
	69		
	70		
	71		
	72		
	73		
	74		
	75		
	76		
	77		
	78		
	79		
	80		
	81		
	82		
	83		
	84		
	85		
	86		
	87		
	88		
	89		
	90		
	91		
	92		
	93		
	94		
	95		
	96		
	97		
	98		
	99		
	100		

Claim		Date	
Final	Original		
	101		
	102		
	103		
	104		
	105		
	106		
	107		
	108		
	109		
	110		
	111		
	112		
	113		
	114		
	115		
	116		
	117		
	118		
	119		
	120		
	121		
	122		
	123		
	124		
	125		
	126		
	127		
	128		
	129		
	130		
	131		
	132		
	133		
	134		
	135		
	136		
	137		
	138		
	139		
	140		
	141		
	142		
	143		
	144		
	145		
	146		
	147		
	148		
	149		
	150		

PART B - FEE(S) TRANSMITTAL

Complete and send this form, together with applicable fee(s), to: **Mail**

**Mail Stop ISSUE FEE
Commissioner for Patents
P.O. Box 1450
Alexandria, Virginia 22313-1450
or Fax (703) 746-4000**

INSTRUCTIONS: This form should be used for transmitting the ISSUE FEE and PUBLICATION FEE (if required). Blocks 1 through 4 should be completed where appropriate. All further correspondence including the Patent, advance orders and notification of maintenance fees will be mailed to the current correspondence address as indicated unless corrected below or directed otherwise in Block I, by (a) specifying a new correspondence address; and/or (b) indicating a separate "FEE ADDRESS" for maintenance fee notifications.

CURRENT CORRESPONDENCE ADDRESS (Note: Legibly mark-up with any corrections or use Block I)

09629 7590 03/24/2004

MORGAN LEWIS & BOCKIUS LLP
1111 PENNSYLVANIA AVENUE NW
WASHINGTON, DC 20004



Note: A certificate of mailing can only be used for domestic mailings of the Fee(s) Transmittal. This certificate cannot be used for any other accompanying papers. Each additional paper, such as an assignment or formal drawing, must have its own certificate of mailing or transmission.

Certificate of Mailing or Transmission

I hereby certify that this Fee(s) Transmittal is being deposited with the United States Postal Service with sufficient postage for first class mail in an envelope addressed to the Mail Stop ISSUE FEE address above, or being facsimile transmitted to the USPTO, on the date indicated below.

(Depositor's name)
(Signature)
(Date)

APPLICATION NO.	FILING DATE	FIRST NAMED INVENTOR	ATTORNEY DOCKET NO.	CONFIRMATION NO.
09/756,291	01/09/2001	John R. Evans	PM 275507 PHM70635/US	5974

TITLE OF INVENTION: FORMULATION

APPLN. TYPE	SMALL ENTITY	ISSUE FEE	PUBLICATION FEE	TOTAL FEE(S) DUE	DATE DUE
nonprovisional	NO	\$1330	\$300	\$1630	06/24/2004

EXAMINER	ART UNIT	CLASS-SUBCLASS
HUI, SAN MING R	1617	514-177000

1. Change of correspondence address or indication of "Fee Address" (37 CFR 1.363).

- Change of correspondence address (or Change of Correspondence Address form PTO/SB/122) attached.
- "Fee Address" indication (or "Fee Address" Indication form PTO/SB/47; Rev 03-02 or more recent) attached. Use of a Customer Number is required.

2. For printing on the patent front page, list (1) the names of up to 3 registered patent attorneys or agents OR, alternatively, (2) the name of a single firm (having as a member a registered attorney or agent) and the names of up to 2 registered patent attorneys or agents. If no name is listed, no name will be printed.

- 1 MORGAN, LEWIS &
- 2 BOCKIUS LLP
- 3 _____

3. ASSIGNEE NAME AND RESIDENCE DATA TO BE PRINTED ON THE PATENT (print or type)

PLEASE NOTE: Unless an assignee is identified below, no assignee data will appear on the patent. Inclusion of assignee data is only appropriate when an assignment has been previously submitted to the USPTO or is being submitted under separate cover. Completion of this form is NOT a substitute for filing an assignment.

(A) NAME OF ASSIGNEE: **AstraZeneca AB**
(B) RESIDENCE: (CITY and STATE OR COUNTRY): **Sodertalje, Sweden**

Please check the appropriate assignee category or categories (will not be printed on the patent); individual corporation or other private group entity government

4a. The following fee(s) are enclosed:

- Issue Fee
- Publication Fee
- Advance Order - # of Copies 4

4b. Payment of Fee(s):

- A check in the amount of the fee(s) is enclosed.
- Payment by credit card. Form PTO-2038 is attached.
- The Director is hereby authorized by charge the required fee(s), or credit any overpayment, to Deposit Account Number 50-0310 (enclose an extra copy of this form). **Any**

Director for Patents is requested to apply the Issue Fee and Publication Fee (if any) or to re-apply any previously paid issue fee to the application identified above. **deficiencies**

(Authorized Signature) Donald J. Bird (Date) June 22, 2004
Donald J. Bird Reg. No. 25,323

06/25/2004 HBERHE1 0000035 500310 09756291
01 FC:1501 1330.00 DA
02 FC:1504 300.00 DA
03 FC:8001 12.00 DA

NOTE: The Issue Fee and Publication Fee (if required) will not be accepted from anyone other than the applicant; a registered attorney or agent; or the assignee or other party in interest as shown by the records of the United States Patent and Trademark Office.

This collection of information is required by 37 CFR 1.311. The information is required to obtain or retain a benefit by the public which is to file (and by the USPTO to process) an application. Confidentiality is governed by 35 U.S.C. 122 and 37 CFR 1.14. This collection is estimated to take 12 minutes to complete, including gathering, preparing, and submitting the completed application form to the USPTO. Time will vary depending upon the individual case. Any comments on the amount of time you require to complete this form and/or suggestions for reducing this burden, should be sent to the Chief Information Officer, U.S. Patent and Trademark Office, U.S. Department of Commerce, Alexandria, Virginia 22313-1450. DO NOT SEND FEES OR COMPLETED FORMS TO THIS ADDRESS. SEND TO: Commissioner for Patents, Alexandria, Virginia 22313-1450.

Under the Paperwork Reduction Act of 1995, no persons are required to respond to a collection of information unless it displays a valid OMB control number.

TRANSMIT THIS FORM WITH FEE(S)



UNITED STATES PATENT AND TRADEMARK OFFICE

UNITED STATES DEPARTMENT OF COMMERCE
United States Patent and Trademark Office
Address: COMMISSIONER FOR PATENTS
P.O. Box 1450
Alexandria, Virginia 22313-1450
www.uspto.gov

APPLICATION NUMBER	PATENT NUMBER	GROUP ART UNIT	FILE WRAPPER LOCATION
09/756,291	6774122	1617	04B0

Change of Address/Power of Attorney

The following fields have been set to Customer Number 09629 on

- Correspondence Address
- Maintenance Fee Address

The address of record for Customer Number 09629 is:

MORGAN LEWIS & BOCKIUS LLP
1111 PENNSYLVANIA AVENUE NW
WASHINGTON, DC 20004

The Practitioners of record for Customer Number 09629 are:

PTO INSTRUCTIONS:

Please take the following action when the correspondence address has been changed to a customer number:

- 1) Add 'ADDRESS CHANGE TO CUSTOMER NUMBER' on the next available content line of the File Jacket.
- 2) Put a line through the old address on the File Jacket and enter the Customer Number as the new address.
- 3) File this Notice in the File Jacket.

Please take the following action when the correspondence address has NOT been changed:

- 1) File this Notice in the File Jacket

co/c



PATENT
ATTORNEY DOCKET NO.: 056291-5004

IN THE UNITED STATES PATENT AND TRADEMARK OFFICE

In re Patent No.	6,774,122)	Confirmation No.	5974
Granted:	August 10, 2004)		
Patentees:	John R. Evans et al.)		
Application No.	09/756,291)		
Filed:	January 9, 2001)		
FOR:	FORMULATION)		

Attention Certificate of Corrections Branch
Commissioner for Patents,
P.O. Box 1450,
Alexandria, VA 22313-1450

Date **August 6, 2007**

REQUEST FOR CERTIFICATE OF CORRECTION
UNDER 37 CFR § 1.322

This is a request for the issuance of a Certificate of Correction under 37 C.F.R. 1.322 in the above-referenced patent. Two (2) copies of form PTO-1050 are enclosed. The complete Certificate of Correction involves one (1) page.

It is requested that the above patent be corrected as shown in the attached proposed Certificate of Correction to correct printing errors that occur in claims 5 and 6. In claim 5, line 2 (column 13, line 8) "brass" should be corrected to read --breast--; and in claim 5, line 10 (column 13, line 16) "mgml" should be corrected to read --mgml¹--. In claim 6, line 4 (column 14, line 4) "mgm¹" should be corrected to read --mgml¹--.


These errors in claims 5 and 6 occurred in the printing of the patent. This is clear from a comparison of claims 28 and 45 presented with the Supplemental Amendment After Final filed January 30, 2004, against corresponding granted patent claims 5 and 6. A copy of the claims from this Supplemental Amendment from PAIR (showing the corresponding patent numbers) is attached for the Examiner's convenience.

As the errors identified in the above-referenced U.S. Patent occurred through the fault of the U.S. Patent and Trademark Office, correction under 37 C.F.R. 1.322 is respectfully corrected, and no fee is enclosed. However, if there are any additional fees due in connection with the

AUG 8 2007

filing of this Request, the Commissioner is hereby authorized to charge any fees due to Deposit Account No. 50-0310.

Respectfully Submitted,
Morgan Lewis & Bockius LLP




Date: August 6, 2007
Morgan Lewis & Bockius LLP
Customer No. 09629
1111 Pennsylvania Avenue, N.W.
Washington, D.C. 20004
Tel. No.: 202-739-3000
DJB:

By:

Donald J. Bird
Registration No. 25,323
Tel. No.: (202) 739-5320
Fax No.: (202) 739-3001

AUG 8 2007



JAN 30 2004 3:15 PM FR

TO 13950#562915004# P.06

ATTORNEY DOCKET NO.: 056291-5004

Application No.: 09/756,291

Page 2

Amendments to the Claims:

This listing of claims will replace all prior versions and listings of claims in this application:

Listing of Claims:

Claims 1-23 (cancelled)

11 Claim ~~24~~ (previously amended): A method of treating a hormonal dependent benign or malignant disease of the breast or reproductive tract by administration to a human in need of such treatment an intra-muscular injection of a pharmaceutical formulation comprising fulvestrant, a mixture of 10% weight of ethanol per volume of formulation, 10% weight of benzyl alcohol per volume of formulation and 15% weight of benzyl benzoate per volume of formulation and a sufficient amount of a castor oil vehicle, whereby a therapeutically significant blood plasma fulvestrant concentration of at least 2.5ngml^{-1} is attained for at least 2 weeks after injection.

2 Claim ~~25~~ (previously added): The method as claimed in claim ~~24~~ wherein the benign or malignant disease is breast cancer.

3 Claim ~~26~~ (previously added): The method as claimed in claim ~~24~~ wherein the blood plasma fulvestrant concentration is attained for at least 4 weeks after injection.

4 Claim ~~27~~ (previously added): The method as claimed in claim ~~24~~ wherein the blood plasma fulvestrant concentration is attained for 2 to 5 weeks after injection.

5 Claim ~~28~~ (previously amended): A method of treating a hormonal dependent benign or malignant disease of the breast or reproductive tract by administration to a human in need of such treatment an intra-muscular injection of a pharmaceutical formulation comprising fulvestrant, a mixture of 10% weight of ethanol per volume of formulation, 10% weight of benzyl alcohol per volume of formulation and 15% weight of benzyl benzoate per volume of formulation and a sufficient amount of a castor oil vehicle whereby the formulation comprises at least 45mgml^{-1} of fulvestrant.

1-WA/2105603.1

PAGE 6/9 * RCVD AT 1/30/2004 3:20:45 PM [Eastern Standard Time] * SVR:USPTO-EFXXRF-1/2 * DNIS:8729306 * CSID: * DURATION (mm-ss):03-40

AUG 8 2007

JAN 30 2004 3:16 PM FR

TO 139504562915004# P.07

ATTORNEY DOCKET NO.: 056291-5004
Application No.: 09/756,291
Page 3

Claims 29 - 44 (cancelled).

~~6~~ Claim ~~25~~ (previously added): The method as claimed in claim ~~24~~ or ~~28~~ wherein the total volume of the formulation administered to said human is 6ml or less, and the concentration of fulvestrant in said formulation is at least 45mgml⁻¹.

~~7~~ Claim ~~26~~ (previously added): The method as claimed in claim ~~24~~ or ~~28~~ wherein the total volume of the formulation administered to said human is 6ml or less, and the total amount of fulvestrant in said volume of formulation is 250mg or more.

~~8~~ Claim ~~27~~ (previously amended): The method as claimed in claim ~~26~~ wherein the total volume of the formulation is from 5 to 5.25ml, and the total amount of fulvestrant in said volume of formulation is 250mg.

Claim 48 - 50 (cancelled).

~~9~~ Claim ~~31~~ (new): The method as claimed in claim ~~28~~ wherein the benign or malignant disease is breast cancer.

1-WA/2103603.1

PAGE 7/9 * RCVD AT 1/30/2004 3:20:45 PM [Eastern Standard Time] * SVR:USPTO-EFXXRF-1/2 * DNIS:8729306 * CSID: * DURATION (mm:ss):03:40

AUG 8 2007

**UNITED STATES PATENT AND TRADEMARK OFFICE
CERTIFICATE OF CORRECTION**Page 1 of 1

PATENT NO. : 6,774,122
APPLICATION NO. : 09/756,291
ISSUE DATE : August 10, 2004
INVENTOR(S) : John R Evans, Rosalind U. Grundy

It is certified that an error appears or errors appear in the above-identified patent and that said Letters Patent is hereby corrected as shown below:

Column 13, line 8, "brass" should read --breast--; and line 16, "mgml" should read --mgml¹--.

Column 14, line 4, "mgm⁻¹" should read --mgml⁻¹--.

MAILING ADDRESS OF SENDER (Please do not use customer number below):

Morgan, Lewis & Bockius LLP
1111 Pennsylvania Avenue, N.W.
Washington, D.C. 20004

This collection of information is required by 37 CFR 1.322, 1.323, and 1.324. The information is required to obtain or retain a benefit by the public which is to file (and by the USPTO to process) an application. Confidentiality is governed by 35 U.S.C. 122 and 37 CFR 1.14. This collection is estimated to take 1.0 hour to complete, including gathering, preparing, and submitting the completed application form to the USPTO. Time will vary depending upon the individual case. Any comments on the amount of time you require to complete this form and/or suggestions for reducing this burden, should be sent to the Chief Information Officer, U.S. Patent and Trademark Office, U.S. Department of Commerce, P.O. Box 1450, Alexandria, 22313-1450. PLEASE DO NOT SEND FEES OR COMPLETED FORMS TO THIS ADDRESS. SEND TO: Attention Certificate of Corrections Branch, Commissioner for Patents, P.O. Box 1450, Alexandria, VA 22313-1450.

UNITED STATES PATENT AND TRADEMARK OFFICE
CERTIFICATE OF CORRECTIONPage 1 of 1

PATENT NO. : 6,774,122
APPLICATION NO. : 09/756,291
ISSUE DATE : August 10, 2004
INVENTOR(S) : John R Evans, Rosalind U. Grundy

It is certified that an error appears or errors appear in the above-identified patent and that said Letters Patent is hereby corrected as shown below:

Column 13, line 8, "brass" should read --breast--; and line 16, "mgml" should read --mgml⁻¹--.

Column 14, line 4, "mgm⁻¹" should read --mgml⁻¹--.

MAILING ADDRESS OF SENDER (Please do not use customer number below):

Morgan, Lewis & Bockius LLP
1111 Pennsylvania Avenue, N.W.
Washington, D.C. 20004

This collection of information is required by 37 CFR 1.322, 1.323, and 1.324. The information is required to obtain or retain a benefit by the public which is to file (and by the USPTO to process) an application. Confidentiality is governed by 35 U.S.C. 122 and 37 CFR 1.14. This collection is estimated to take 1.0 hour to complete, including gathering, preparing, and submitting the completed application form to the USPTO. Time will vary depending upon the individual case. Any comments on the amount of time you require to complete this form and/or suggestions for reducing this burden, should be sent to the Chief Information Officer, U.S. Patent and Trademark Office, U.S. Department of Commerce, P.O. Box 1450, Alexandria, 22313-1450. PLEASE DO NOT SEND FEES OR COMPLETED FORMS TO THIS ADDRESS. SEND TO: Attention Certificate of Corrections Branch, Commissioner for Patents, P.O. Box 1450, Alexandria, VA 22313-1450.

AUG 8 2007

UNITED STATES PATENT AND TRADEMARK OFFICE
CERTIFICATE OF CORRECTION

PATENT NO. : 6,774,122 B2
APPLICATION NO. : 09/756291
DATED : August 10, 2004
INVENTOR(S) : John R. Evans and Rosalind U. Grundy

Page 1 of 1

It is certified that error appears in the above-identified patent and that said Letters Patent is hereby corrected as shown below:

Column 13, line 8, "brass" should read --breast--; and line 16, "mgml" should read --mgml¹--.

Column 14, line 4, "mgm¹" should read --mgml¹--.

Signed and Sealed this

Sixteenth Day of October, 2007



JON W. DUDAS
Director of the United States Patent and Trademark Office

AO 120 (Rev. 3/04)

TO: Mail Stop 8 Director of the U.S. Patent and Trademark Office P.O. Box 1450 Alexandria, VA 22313-1450	REPORT ON THE FILING OR DETERMINATION OF AN ACTION REGARDING A PATENT OR TRADEMARK
--	---

In Compliance with 35 U.S.C. § 290 and/or 15 U.S.C. § 1116 you are hereby advised that a court action has been filed in the U.S. District Court Delaware on the following Patents or Trademarks:

DOCKET NO. 10cv18	DATE FILED 1/7/2010	U.S. DISTRICT COURT DISTRICT OF DELAWARE
PLAINTIFF AstraZeneca Pharmaceuticals LP, et al		DEFENDANT Teva Parenteral Medicines, Inc., et al
PATENT OR TRADEMARK NO.	DATE OF PATENT OR TRADEMARK	HOLDER OF PATENT OR TRADEMARK
1 6,774,122 B2	8/10/2004	AstraZeneca AB
2 7,456,160 B2	11/25/2008	AstraZeneca AB
3		
4		
5		

In the above—entitled case, the following patent(s)/ trademark(s) have been included:

DATE INCLUDED	INCLUDED BY <input type="checkbox"/> Amendment <input type="checkbox"/> Answer <input type="checkbox"/> Cross Bill <input type="checkbox"/> Other Pleading		
PATENT OR TRADEMARK NO.	DATE OF PATENT OR TRADEMARK	HOLDER OF PATENT OR TRADEMARK	
1			
2			
3			
4			
5			

In the above—entitled case, the following decision has been rendered or judgement issued:

DECISION/JUDGEMENT

CLERK PETER T. DALLEO, CLERK OF COURT	(BY) DEPUTY CLERK	DATE 11/8/2010
--	-------------------	-------------------

Copy 1—Upon initiation of action, mail this copy to Director Copy 3—Upon termination of action, mail this copy to Director
 Copy 2—Upon filing document adding patent(s), mail this copy to Director Copy 4—Case file copy

AO 120 (Rev. 3/04)

TO: Mail Stop 8 Director of the U.S. Patent and Trademark Office P.O. Box 1450 Alexandria, VA 22313-1450	REPORT ON THE FILING OR DETERMINATION OF AN ACTION REGARDING A PATENT OR TRADEMARK
--	---

In Compliance with 35 U.S.C. § 290 and/or 15 U.S.C. § 1116 you are hereby advised that a court action has been filed in the U.S. District Court Delaware on the following Patents or Trademarks:

DOCKET NO. 10cv18	DATE FILED 1/7/2010	U.S. DISTRICT COURT DISTRICT OF DELAWARE
PLAINTIFF AstraZeneca Pharmaceuticals LP, et al		DEFENDANT Teva Parenteral Medicines, Inc., et al
PATENT OR TRADEMARK NO.	DATE OF PATENT OR TRADEMARK	HOLDER OF PATENT OR TRADEMARK
1	6,774,122 B2	8/10/2004 AstraZeneca AB
2	7,456,160 B2	11/25/2008 AstraZeneca AB
3		
4		
5		

In the above—entitled case, the following patent(s)/ trademark(s) have been included:

DATE INCLUDED	INCLUDED BY	
	<input type="checkbox"/> Amendment <input type="checkbox"/> Answer <input type="checkbox"/> Cross Bill <input type="checkbox"/> Other Pleading	
PATENT OR TRADEMARK NO.	DATE OF PATENT OR TRADEMARK	HOLDER OF PATENT OR TRADEMARK
1		
2		
3		
4		
5		

In the above—entitled case, the following decision has been rendered or judgement issued:

DECISION/JUDGEMENT <i>Stipulation of Dismissal filed and so ordered 6/15/2011.</i>
--

CLERK PETER T. DALLEO, CLERK OF COURT	(BY) DEPUTY CLERK 	DATE 11/8/2010 6/16/2011
---	------------------------------	---

Copy 1—Upon initiation of action, mail this copy to Director Copy 3—Upon termination of action, mail this copy to Director
 Copy 2—Upon filing document adding patent(s), mail this copy to Director Copy 4—Case file copy

TO:	Mail Stop 8 Director of the U.S. Patent and Trademark Office P.O. Box 1450 Alexandria, VA 22313-1450	REPORT ON THE FILING OR DETERMINATION OF AN ACTION REGARDING A PATENT OR TRADEMARK
-----	---	---

In Compliance with 35 U.S.C. § 290 and/or 15 U.S.C. § 1116 you are hereby advised that a court action has been filed in the U.S. District Court for the District of New Jersey on the following:
 ___ Trademarks or Patents. (___ the patent action involves 35 U.S.C. § 292.)

DOCKET NO. 3:14-cv-03547-FLW-LHG	DATE FILED 6/3/2014	U.S. DISTRICT COURT TRENTON, NJ
PLAINTIFF ASTRAZENECA PHARMACEUTICALS LP		DEFENDANT SANDOZ INC.

PATENT OR TRADEMARK NO.	DATE OF PATENT OR TRADEMARK	HOLDER OF PATENT OR TRADEMARK
1 US 6,774,122 B2	August 10, 2004	AstraZeneca AB
2 US 7,456,160 B2	November 25, 2008	AstraZeneca AB
3 US 8,329,680 B2	December 11, 2012	AstraZeneca AB
4 US 8,466,139 B2	June 18, 2013	AstraZeneca AB
5		

In the above—entitled case, the following patent(s)/ trademark(s) have been included:		
DATE INCLUDED	INCLUDED BY ___ Amendment ___ Answer ___ Cross Bill ___ Other Pleading	
PATENT OR TRADEMARK NO.	DATE OF PATENT OR TRADEMARK	HOLDER OF PATENT OR TRADEMARK
1		
2		
3		
4		
5		

In the above—entitled case, the following decision has been rendered or judgement issued:	
DECISION/JUDGEMENT	

CLERK William T. Walsh	(BY) DEPUTY CLERK s/ Marlene Kalbach	DATE 6/3/2014
---------------------------	---	------------------

Copy 1—Upon initiation of action, mail this copy to Director Copy 3—Upon termination of action, mail this copy to Director
 Copy 2—Upon filing document adding patent(s), mail this copy to Director Copy 4—Case file copy

AO 120 (Rev. 08/10)

TO: Mail Stop 8 Director of the U.S. Patent and Trademark Office P.O. Box 1450 Alexandria, VA 22313-1450	REPORT ON THE FILING OR DETERMINATION OF AN ACTION REGARDING A PATENT OR TRADEMARK
---	---

In Compliance with 35 U.S.C. § 290 and/or 15 U.S.C. § 1116 you are hereby advised that a court action has been filed in the U.S. District Court Northern District of Illinois on the following

Trademarks or Patents. (the patent action involves 35 U.S.C. § 292.):

DOCKET NO. 14-cv-7358	DATE FILED 9/22/2014	U.S. DISTRICT COURT Northern District of Illinois
PLAINTIFF AstraZeneca Pharmaceuticals LP, AstraZeneca UK Limited, AstraZeneca AB		DEFENDANT Sagent Pharmaceuticals, Inc.
PATENT OR TRADEMARK NO.	DATE OF PATENT OR TRADEMARK	HOLDER OF PATENT OR TRADEMARK
1 6,774,122	8/10/2004	AstraZeneca AB
2 7,456,160	11/25/2008	AstraZeneca AB
3 8,329,680	12/11/2012	AstraZeneca AB
4 8,466,139	6/18/2013	AstraZeneca AB
5		

In the above—entitled case, the following patent(s)/ trademark(s) have been included:

DATE INCLUDED	INCLUDED BY <input type="checkbox"/> Amendment <input type="checkbox"/> Answer <input type="checkbox"/> Cross Bill <input type="checkbox"/> Other Pleading		
PATENT OR TRADEMARK NO.	DATE OF PATENT OR TRADEMARK	HOLDER OF PATENT OR TRADEMARK	
1			
2			
3			
4			
5			

In the above—entitled case, the following decision has been rendered or judgement issued:

DECISION/JUDGEMENT

CLERK Thomas G. Bruton	(BY) DEPUTY CLERK Melissa Rivera	DATE 9/23/14
---------------------------	-------------------------------------	-----------------

Copy 1—Upon initiation of action, mail this copy to Director Copy 3—Upon termination of action, mail this copy to Director
Copy 2—Upon filing document adding patent(s), mail this copy to Director Copy 4—Case file copy

<i>AO 120 (Rev. 08/10)</i>		
TO:	Mail Stop 8 Director of the U.S. Patent and Trademark Office P.O. Box 1450 Alexandria, VA 22313-1450	REPORT ON THE FILING OR DETERMINATION OF AN ACTION REGARDING A PATENT OR TRADEMARK

In Compliance with 35 U.S.C. § 290 and/or 15 U.S.C. § 1116 you are hereby advised that a court action has been filed in the **U.S. District Court for the District of New Jersey** on the following:
 ___ Trademarks or **X** Patents. (___ the patent action involves 35 U.S.C. § 292.)

DOCKET NO. 1:15-cv-00615-RMB-KMW	DATE FILED 1/29/2015	U.S. DISTRICT COURT CAMDEN, NJ
PLAINTIFF ASTRAZENECA PHARMACEUTICALS LP		DEFENDANT GLENMARK PHARMACEUTICALS LTD.

PATENT OR TRADEMARK NO.	DATE OF PATENT OR TRADEMARK	HOLDER OF PATENT OR TRADEMARK
1 6,774,122	8/10/2004	AstraZeneca AB
2 7,456,160	11/25/2008	AstraZeneca AB
3 8,329,680	12/11/2012	AstraZeneca AB
4 8,466,139	6/18/2013	AstraZeneca AB
5		

<u>In the above—entitled case, the following patent(s)/ trademark(s) have been included:</u>		
DATE INCLUDED	INCLUDED BY ___ Amendment ___ Answer ___ Cross Bill ___ Other Pleading	
PATENT OR TRADEMARK NO.	DATE OF PATENT OR TRADEMARK	HOLDER OF PATENT OR TRADEMARK
1		
2		
3		
4		
5		

<u>In the above—entitled case, the following decision has been rendered or judgement issued:</u>	
DECISION/JUDGEMENT	

CLERK William T. Walsh	(BY) DEPUTY CLERK s/ Nicholas Zotti	DATE 1/29/2015
---------------------------	--	-------------------

Copy 1—Upon initiation of action, mail this copy to Director Copy 3—Upon termination of action, mail this copy to Director
 Copy 2—Upon filing document adding patent(s), mail this copy to Director Copy 4—Case file copy

<i>AO 120 (Rev. 08/10)</i>		
TO:	Mail Stop 8 Director of the U.S. Patent and Trademark Office P.O. Box 1450 Alexandria, VA 22313-1450	REPORT ON THE FILING OR DETERMINATION OF AN ACTION REGARDING A PATENT OR TRADEMARK

In Compliance with 35 U.S.C. § 290 and/or 15 U.S.C. § 1116 you are hereby advised that a court action has been filed in the U.S. District Court for the District of New Jersey on the following:
 ___ Trademarks or Patents. (___ the patent action involves 35 U.S.C. § 292.)

DOCKET NO. 1:15-cv-07009-RMB-KMW	DATE FILED 9/21/2015	U.S. DISTRICT COURT CAMDEN, NJ
PLAINTIFF ASTRAZENECA PHARMACEUTICALS LP		DEFENDANT MYLAN PHARMACEUTICALS INC.

PATENT OR TRADEMARK NO.	DATE OF PATENT OR TRADEMARK	HOLDER OF PATENT OR TRADEMARK
1 US 6,774,122 B2	Aug. 10, 2004	AstraZeneca AB,
2 US 7,456,160 B2	Nov. 25, 2008	AstraZeneca AB,
3 US 8,329,680 B2	Dec. 11, 2012	AstraZeneca AB
4 US 8,466,139 B2	Jun. 18, 2013	AstraZeneca AB
5		

In the above--entitled case, the following patent(s)/ trademark(s) have been included:		
DATE INCLUDED	INCLUDED BY ___ Amendment ___ Answer ___ Cross Bill ___ Other Pleading	
PATENT OR TRADEMARK NO.	DATE OF PATENT OR TRADEMARK	HOLDER OF PATENT OR TRADEMARK
1		
2		
3		
4		
5		

In the above--entitled case, the following decision has been rendered or judgement issued:	
DECISION/JUDGEMENT	

CLERK William T. Walsh	(BY) DEPUTY CLERK s/ JAIME KASSELMAN	DATE 9/21/2015
---------------------------	---	-------------------

Copy 1—Upon initiation of action, mail this copy to Director Copy 3—Upon termination of action, mail this copy to Director
 Copy 2—Upon filing document adding patent(s), mail this copy to Director Copy 4—Case file copy

AO 120 (Rev. 08/10)

TO:	Mail Stop 8 Director of the U.S. Patent and Trademark Office P.O. Box 1450 Alexandria, VA 22313-1450	REPORT ON THE FILING OR DETERMINATION OF AN ACTION REGARDING A PATENT OR TRADEMARK
-----	---	---

In Compliance with 35 U.S.C. § 290 and/or 15 U.S.C. § 1116 you are hereby advised that a court action has been filed in the **U.S. District Court for the District of New Jersey** on the following:
 ___ Trademarks or **X** Patents. (___ the patent action involves 35 U.S.C. § 292.)

DOCKET NO. 1:15-cv-06990-NLH-AMD	DATE FILED 9/22/2015	U.S. DISTRICT COURT CAMDEN, NJ
PLAINTIFF HORIZON PHARMA IRELAND LIMITED		DEFENDANT AMNEAL PHARMACEUTICALS LLC

PATENT OR TRADEMARK NO.	DATE OF PATENT OR TRADEMARK	HOLDER OF PATENT OR TRADEMARK
1 US 9,132,110 B2	9/15/2015	HZNP LIMITED
2		
3		
4		
5		

In the above--entitled case, the following patent(s)/ trademark(s) have been included:

DATE INCLUDED	INCLUDED BY	
	___ Amendment ___ Answer ___ Cross Bill ___ Other Pleading	
PATENT OR TRADEMARK NO.	DATE OF PATENT OR TRADEMARK	HOLDER OF PATENT OR TRADEMARK
1		
2		
3		
4		
5		

In the above--entitled case, the following decision has been rendered or judgement issued:

DECISION/JUDGEMENT

CLERK William T. Walsh	(BY) DEPUTY CLERK s/ Brian D. Kemner	DATE 9/22/2015
---------------------------	---	-------------------

Copy 1—Upon initiation of action, mail this copy to Director Copy 3—Upon termination of action, mail this copy to Director
 Copy 2—Upon filing document adding patent(s), mail this copy to Director Copy 4—Case file copy

TO: Mail Stop 8 Director of the U.S. Patent and Trademark Office P.O. Box 1450 Alexandria, VA 22313-1450	REPORT ON THE FILING OR DETERMINATION OF AN ACTION REGARDING A PATENT OR TRADEMARK
---	---

In Compliance with 35 U.S.C. § 290 and/or 15 U.S.C. § 1116 you are hereby advised that a court action has been filed in the U.S. District Court Northern District of Texas, Dallas Division on the following

Trademarks or Patents. (the patent action involves 35 U.S.C. § 292.);

DOCKET NO. 3:15-cv-2607-M	DATE FILED 8/7/2015	U.S. DISTRICT COURT Northern District of Texas, Dallas Division
PLAINTIFF Pathway Senior Living LLC		DEFENDANT Pathways Senior Living LLC
PATENT OR TRADEMARK NO.	DATE OF PATENT OR TRADEMARK	HOLDER OF PATENT OR TRADEMARK
1 3,432,946	5/20/2008	Pathway Senior Living LLC
2		
3		
4		
5		

In the above—entitled case, the following patent(s)/ trademark(s) have been included:

DATE INCLUDED	INCLUDED BY <input type="checkbox"/> Amendment <input type="checkbox"/> Answer <input type="checkbox"/> Cross Bill <input type="checkbox"/> Other Pleading		
PATENT OR TRADEMARK NO.	DATE OF PATENT OR TRADEMARK	HOLDER OF PATENT OR TRADEMARK	
1			
2			
3			
4			
5			

In the above—entitled case, the following decision has been rendered or judgement issued:

DECISION/JUDGEMENT

CLERK Karen Mitchell	(BY) DEPUTY CLERK s/A. Lowe	DATE 8/10/2015
-------------------------	--------------------------------	-------------------

Copy 1—Upon initiation of action, mail this copy to Director Copy 3—Upon termination of action, mail this copy to Director
 Copy 2—Upon filing document adding patent(s), mail this copy to Director Copy 4—Case file copy

TO:	Mail Stop 8 Director of the U.S. Patent and Trademark Office P.O. Box 1450 Alexandria, VA 22313-1450	REPORT ON THE FILING OR DETERMINATION OF AN ACTION REGARDING A PATENT OR TRADEMARK
-----	---	---

In Compliance with 35 U.S.C. § 290 and/or 15 U.S.C. § 1116 you are hereby advised that a court action has been filed in the **U.S. District Court for the District of New Jersey** on the following:
 ___ Trademarks or Patents. (___ the patent action involves 35 U.S.C. § 292.)

DOCKET NO. 3:15-cv-06075-PGS-DEA	DATE FILED 8/6/2015	U.S. DISTRICT COURT TRENTON, NJ
PLAINTIFF MERCK SHARP & DOHME CORP.		DEFENDANT ACTAVIS LABORATORIES FL, INC.

PATENT OR TRADEMARK NO.	DATE OF PATENT OR TRADEMARK	HOLDER OF PATENT OR TRADEMARK
1 5,661,151	8/26/1997	Schering Corporation
2		
3		
4		
5		

In the above—entitled case, the following patent(s)/ trademark(s) have been included:		
DATE INCLUDED	INCLUDED BY ___ Amendment ___ Answer ___ Cross Bill ___ Other Pleading	
PATENT OR TRADEMARK NO.	DATE OF PATENT OR TRADEMARK	HOLDER OF PATENT OR TRADEMARK
1		
2		
3		
4		
5		

In the above—entitled case, the following decision has been rendered or judgement issued:	
DECISION/JUDGEMENT	

CLERK William T. Walsh	(BY) DEPUTY CLERK s/ Karen McGonigle	DATE 8/6/2015
---------------------------	---	------------------

Copy 1—Upon initiation of action, mail this copy to Director Copy 3—Upon termination of action, mail this copy to Director
 Copy 2—Upon filing document adding patent(s), mail this copy to Director Copy 4—Case file copy

AO 120 (Rev. 08/10)

TO:	Mail Stop 8 Director of the U.S. Patent and Trademark Office P.O. Box 1450 Alexandria, VA 22313-1450	REPORT ON THE FILING OR DETERMINATION OF AN ACTION REGARDING A PATENT OR TRADEMARK
-----	---	---

In Compliance with 35 U.S.C. § 290 and/or 15 U.S.C. § 1116 you are hereby advised that a court action has been filed in the **U.S. District Court for the District of New Jersey** on the following:
 ___ Trademarks or Patents. (___ the patent action involves 35 U.S.C. § 292.)

DOCKET NO. 1:15-cv-06039-RMB-KMW	DATE FILED 8/7/2015	U.S. DISTRICT COURT CAMDEN, NJ
PLAINTIFF ASTRAZENECA PHARMACEUTICALS LP		DEFENDANT AGILA SPECIALTIES, INC

PATENT OR TRADEMARK NO.	DATE OF PATENT OR TRADEMARK	HOLDER OF PATENT OR TRADEMARK
1 6,774,122 B2	08/10/2004	ASTRAZENECA AB
2 7,456,160 B2	11/25/2008	ASTRAZENECA AB
3 8,329,680 B2	12/11/2012	ASTRAZENECA AB
4 8,466,139 B2	06/18/2013	AstraZeneca AB
5		

In the above--entitled case, the following patent(s)/ trademark(s) have been included:

DATE INCLUDED	INCLUDED BY	
	___ Amendment ___ Answer ___ Cross Bill ___ Other Pleading	
PATENT OR TRADEMARK NO.	DATE OF PATENT OR TRADEMARK	HOLDER OF PATENT OR TRADEMARK
1		
2		
3		
4		
5		

In the above--entitled case, the following decision has been rendered or judgement issued:

DECISION/JUDGEMENT

CLERK William T. Walsh	(BY) DEPUTY CLERK s/ JAIME KASSELMAN	DATE 8/7/2015
---------------------------	---	------------------

Copy 1—Upon initiation of action, mail this copy to Director Copy 3—Upon termination of action, mail this copy to Director
 Copy 2—Upon filing document adding patent(s), mail this copy to Director Copy 4—Case file copy

AO 120 (Rev. 08/10)

TO:	Mail Stop 8 Director of the U.S. Patent and Trademark Office P.O. Box 1450 Alexandria, VA 22313-1450	REPORT ON THE FILING OR DETERMINATION OF AN ACTION REGARDING A PATENT OR TRADEMARK
-----	---	---

In Compliance with 35 U.S.C. § 290 and/or 15 U.S.C. § 1116 you are hereby advised that a court action has been filed in the **U.S. District Court for the District of New Jersey** on the following:
 ___ Trademarks or **X** Patents. (___ the patent action involves 35 U.S.C. § 292.)

DOCKET NO. 1:16-cv-01962-RMB-KMW	DATE FILED 4/7/2016	U.S. DISTRICT COURT CAMDEN, NJ
PLAINTIFF ASTRAZENECA PHARMACEUTICALS LP		DEFENDANT INNOPHARMA LICENSING LLC

PATENT OR TRADEMARK NO.	DATE OF PATENT OR TRADEMARK	HOLDER OF PATENT OR TRADEMARK
1 US 6,774,122 B2	Aug. 10, 2004	AstraZeneca AB,
2 US 7,456,160 B2	Nov. 25, 2008	AstraZeneca AB,
3 US 8,329,680 B2	Dec. 11, 2012	AstraZeneca AB,
4 US 8,466,139 B2	Jun. 18, 2013	AstraZeneca AB
5		

In the above—entitled case, the following patent(s)/ trademark(s) have been included:

DATE INCLUDED	INCLUDED BY ___ Amendment ___ Answer ___ Cross Bill ___ Other Pleading	
PATENT OR TRADEMARK NO.	DATE OF PATENT OR TRADEMARK	HOLDER OF PATENT OR TRADEMARK
1		
2		
3		
4		
5		

In the above—entitled case, the following decision has been rendered or judgement issued:

DECISION/JUDGEMENT

CLERK William T. Walsh	(BY) DEPUTY CLERK s/ Ryan Merrigan	DATE 4/7/2016
---------------------------	---------------------------------------	------------------

Copy 1—Upon initiation of action, mail this copy to Director Copy 3—Upon termination of action, mail this copy to Director
 Copy 2—Upon filing document adding patent(s), mail this copy to Director Copy 4—Case file copy