



US 20100008859A1

(19) **United States**

(12) **Patent Application Publication**
SCHARSCHMIDT

(10) **Pub. No.: US 2010/0008859 A1**

(43) **Pub. Date: Jan. 14, 2010**

(54) **METHODS OF TREATMENT USING AMMONIA-SCAVENGING DRUGS**

(76) **Inventor: Bruce SCHARSCHMIDT, South San Francisco, CA (US)**

Correspondence Address:
MORRISON & FOERSTER LLP
12531 HIGH BLUFF DRIVE, SUITE 100
SAN DIEGO, CA 92130-2040 (US)

(21) **Appl. No.: 12/350,111**

(22) **Filed: Jan. 7, 2009**

Related U.S. Application Data

(60) **Provisional application No. 61/093,234, filed on Aug. 29, 2008, provisional application No. 61/048,830, filed on Apr. 29, 2008.**

Publication Classification

(51) **Int. Cl.**
A61K 49/00 (2006.01)
A61K 31/192 (2006.01)
A61P 13/00 (2006.01)

(52) **U.S. Cl. 424/9.2; 514/568**

(57) **ABSTRACT**

The invention provides a method for determining a dose and schedule and making dose adjustments of PBA prodrugs used to treat nitrogen retention states, or ammonia accumulation disorders, by measuring urinary excretion of phenylacetylglutamine and/or total urinary nitrogen. The invention provides methods to select an appropriate dosage of a PBA prodrug based on the patient's dietary protein intake, or based on previous treatments administered to the patient. The methods are applicable to selecting or modifying a dosing regimen for a subject receiving an orally administered ammonia scavenging drug.

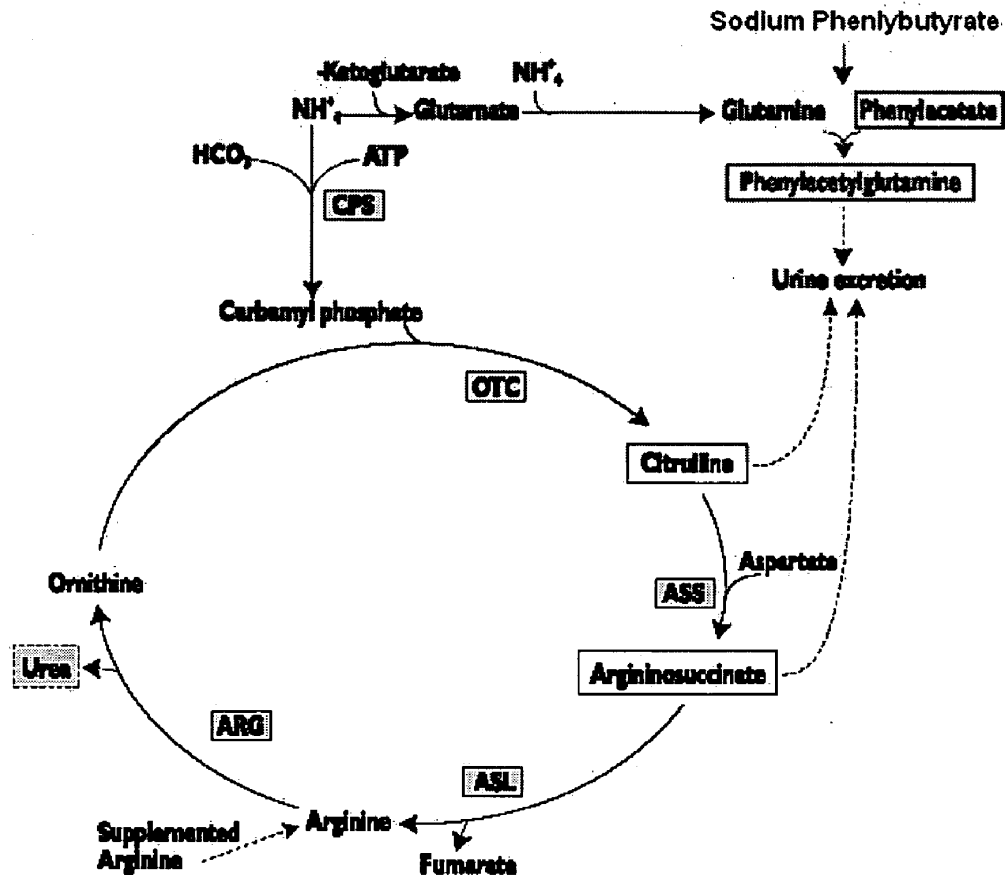


Figure 1

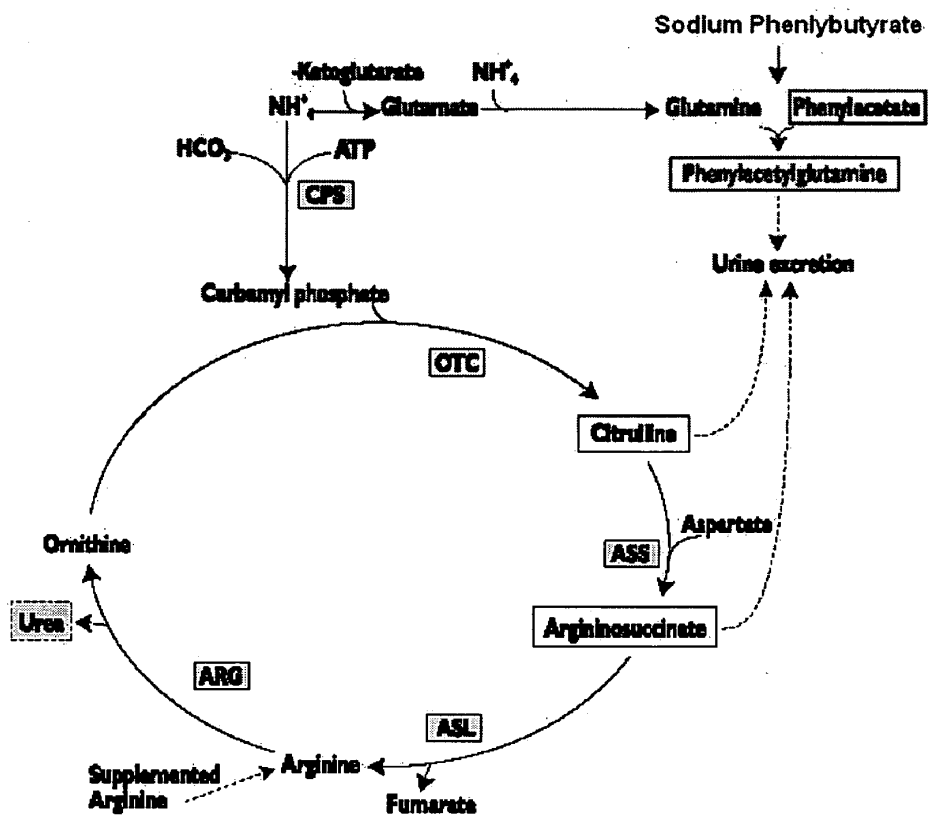


Figure 2

A conventional clinical pharmacology model in which only drug reaching the central (systemic) circulation is assumed to be active.

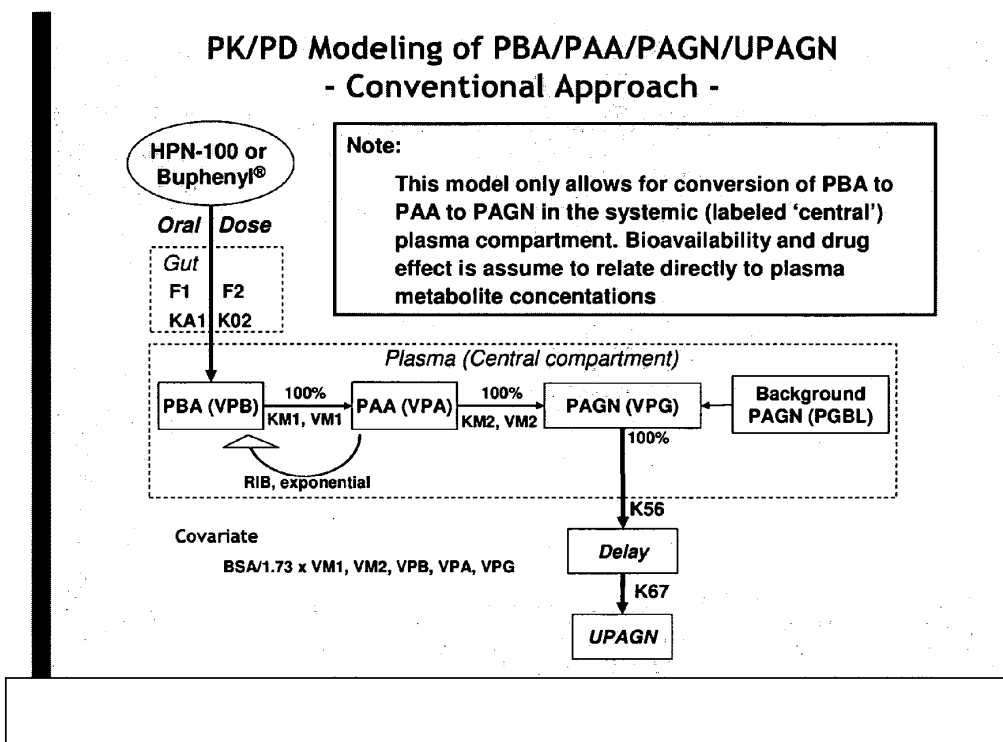


Figure 3

A modified clinical pharmacology model as described in this application in which an ammonia scavenging agent converted into PAGN prior to reaching the systemic circulation is fully active with respect to excretion of waste nitrogen. As a corollary, concentrations of metabolites in the systemic circulation do not correlate consistently with drug effect.

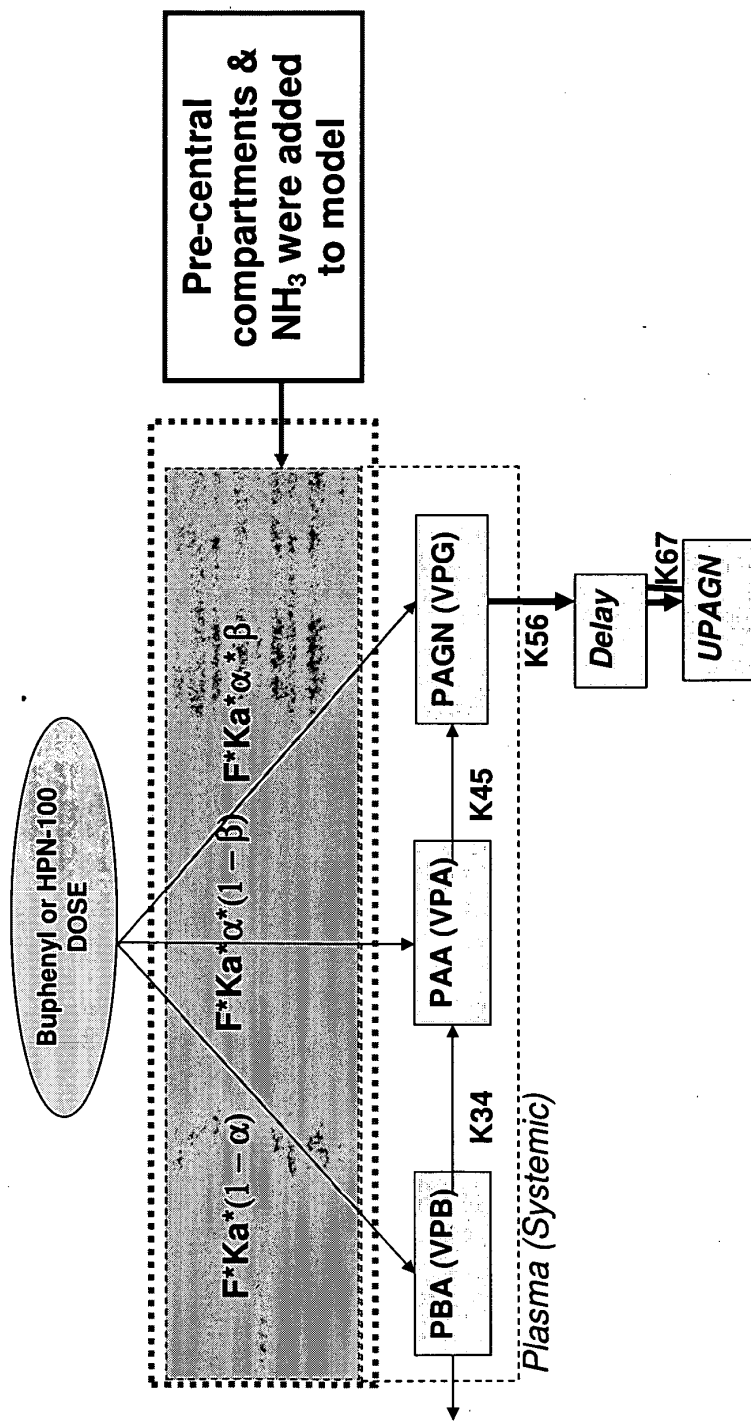
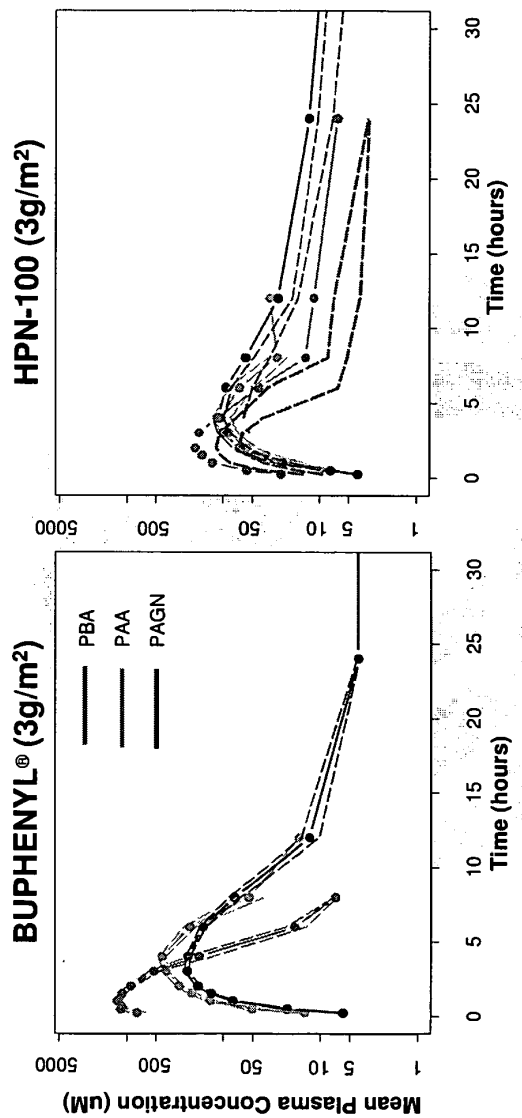


FIGURE 4



In each panel, the curves represent measured levels of PBA, PAA or PAGN in subjects receiving BUPHENYL® (sodium phenylbutyrate) (sodium PBA) at 3g/m² dosage, or HPN-100 in an amount calculated to provide an equimolar amount of PBA to that provided by the sodium PBA dosage. Three curves for each material are for three subjects who received the specified dosages of sodium PBA or HPN-100. In the left panel, the upper curve represents PBA levels; the intermediate one represents PAA levels; and the lowest of the three sets of lines represents PAGN levels. In the right panel, the three lowest curves at the 10-15 hour time span are all for PBA; and the highest three curves at 15-25 hours represent PAGN levels. PAA levels were not determined after approximately 12 hours, and fall generally close to the PAGN curves up to that time.

Explore Litigation Insights

Docket Alarm provides insights to develop a more informed litigation strategy and the peace of mind of knowing you're on top of things.

Real-Time Litigation Alerts



Keep your litigation team up-to-date with **real-time alerts** and advanced team management tools built for the enterprise, all while greatly reducing PACER spend.

Our comprehensive service means we can handle Federal, State, and Administrative courts across the country.

Advanced Docket Research



With over 230 million records, Docket Alarm's cloud-native docket research platform finds what other services can't. Coverage includes Federal, State, plus PTAB, TTAB, ITC and NLRB decisions, all in one place.

Identify arguments that have been successful in the past with full text, pinpoint searching. Link to case law cited within any court document via Fastcase.

Analytics At Your Fingertips



Learn what happened the last time a particular judge, opposing counsel or company faced cases similar to yours.

Advanced out-of-the-box PTAB and TTAB analytics are always at your fingertips.

API

Docket Alarm offers a powerful API (application programming interface) to developers that want to integrate case filings into their apps.

LAW FIRMS

Build custom dashboards for your attorneys and clients with live data direct from the court.

Automate many repetitive legal tasks like conflict checks, document management, and marketing.

FINANCIAL INSTITUTIONS

Litigation and bankruptcy checks for companies and debtors.

E-DISCOVERY AND LEGAL VENDORS

Sync your system to PACER to automate legal marketing.