



US005453157A

United States Patent [19]

[11] **Patent Number:** **5,453,157**

Jeng

[45] **Date of Patent:** **Sep. 26, 1995**

[54] **LOW TEMPERATURE ANISOTROPIC ASHING OF RESIST FOR SEMICONDUCTOR FABRICATION**

OTHER PUBLICATIONS

"Electron Cyclotron Resonance Plasma Etching of Photoresist at Cryogenic Temperatures", J. Appl. Phys., vol. 72, No. 7, pp. 3050-3057; Oct.-1992-Varhue et al.

[75] Inventor: **Shin-puu Jeng**, Plano, Tex.

Primary Examiner—R. Bruce Breneman
Assistant Examiner—George A. Goudreau
Attorney, Agent, or Firm—Kay Houston; James C. Kesterson; Richard L. Donaldson

[73] Assignee: **Texas Instruments Incorporated**, Dallas, Tex.

[21] Appl. No.: **242,922**

[57] **ABSTRACT**

[22] Filed: **May 16, 1994**

This invention encompasses using anisotropic plasma at a low temperature to strip resist from a semiconductor wafer. A semiconductor wafer **10** is placed in a reactor **26** which contains an oxygen plasma source **28**. The oxygen plasma source **28** emits oxygen plasma **32** which is drawn towards the biased wafer **10**, exposing the resist layer **22** of the wafer to anisotropic oxygen plasma. A sensor **30** detects when the ashing of the resist is complete, and then the plasma source is turned off.

[51] **Int. Cl.⁶** **H01L 21/00**

[52] **U.S. Cl.** **156/659.11**

[58] **Field of Search** 156/626, 627, 156/643, 659.1, 661.1, 345

Advantages of the invention include the ability to remove resist from wafers without damaging polymeric dielectric layers, which are sensitive to the harsh effects of traditional resist removal methods. With the present invention, very little damage occurs to the material on the sidewalls of vias.

[56] **References Cited**

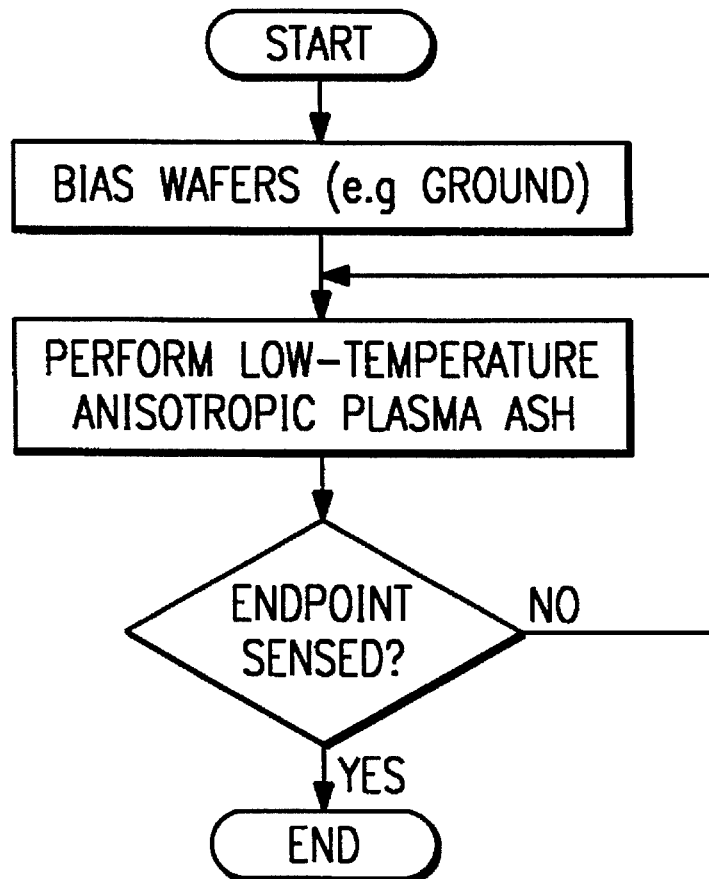
U.S. PATENT DOCUMENTS

4,464,460 8/1984 Hiraoka et al. 156/643
5,312,717 5/1994 Sachder et al. 156/643

FOREIGN PATENT DOCUMENTS

394739 10/1990 European Pat. Off. .
59-222929 12/1984 Japan .
60-262151 12/1985 Japan .
63-160227 7/1988 Japan .

4 Claims, 3 Drawing Sheets



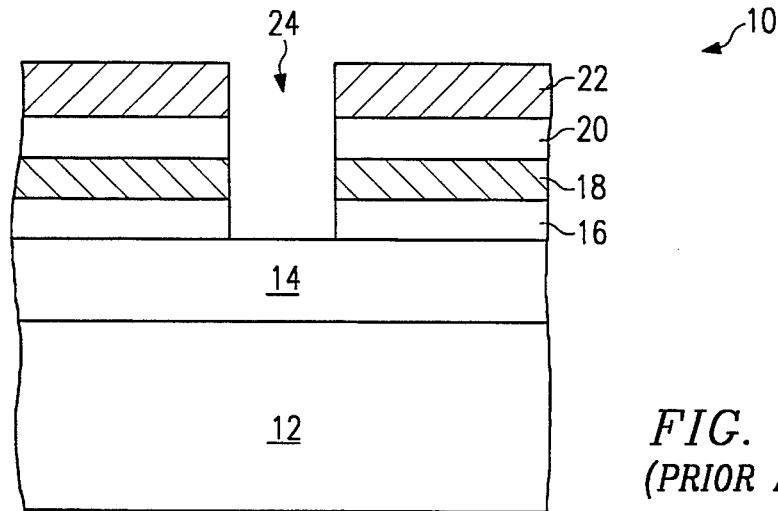


FIG. 1A
(PRIOR ART)

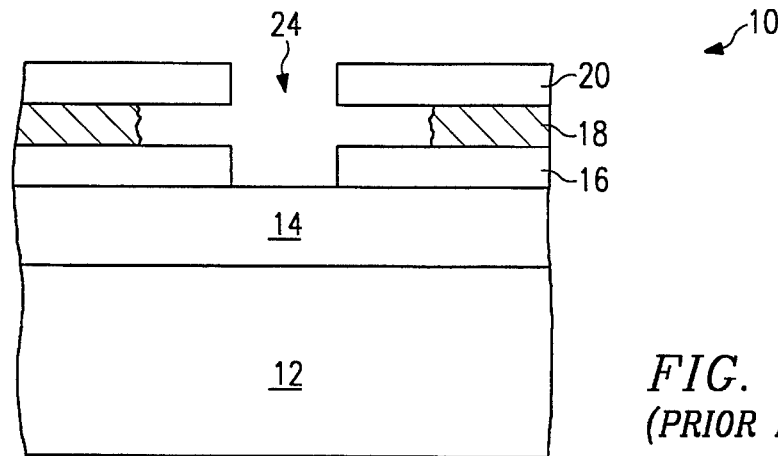


FIG. 1B
(PRIOR ART)

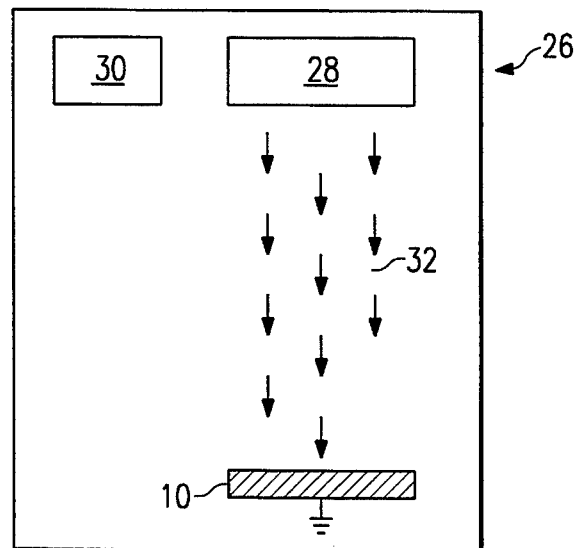


FIG. 2

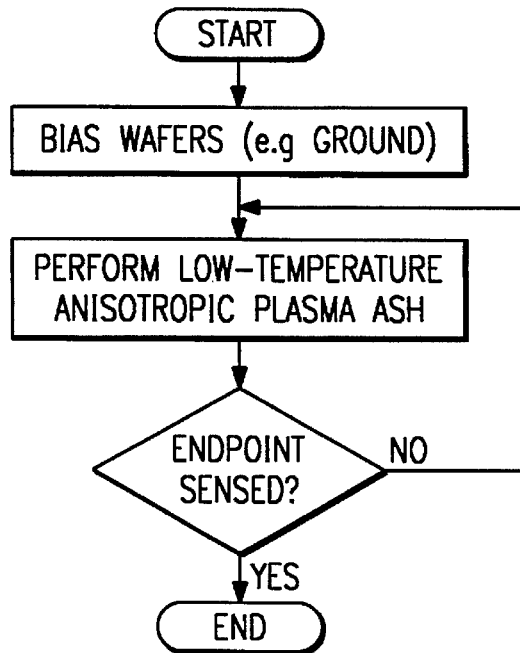


FIG. 3

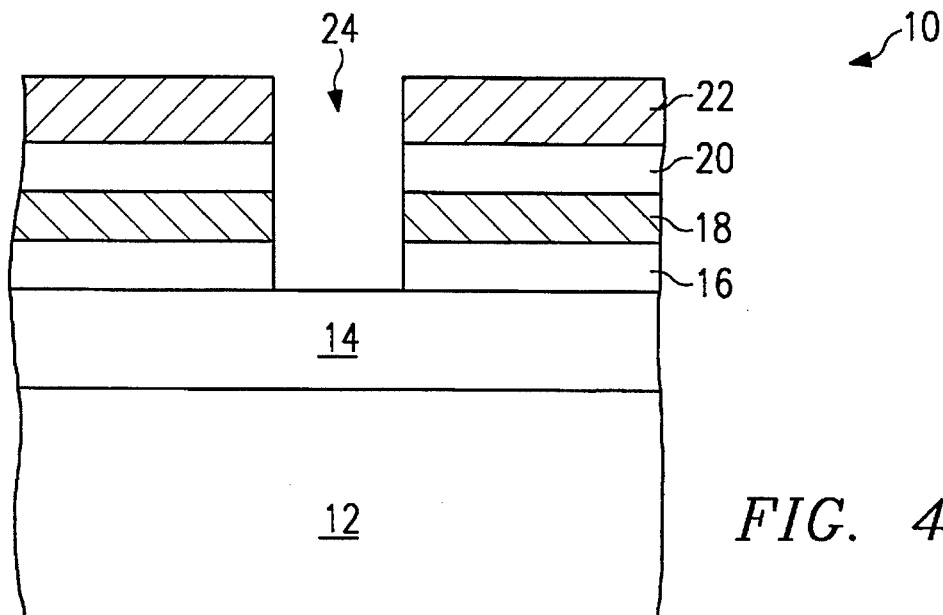


FIG. 4A

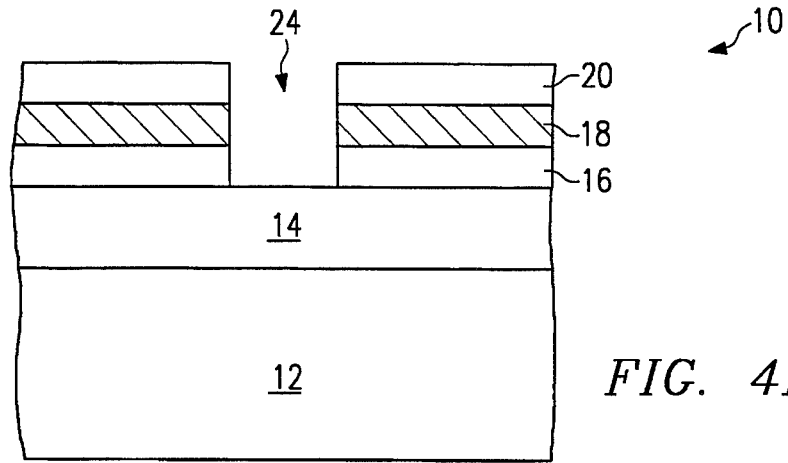


FIG. 4B

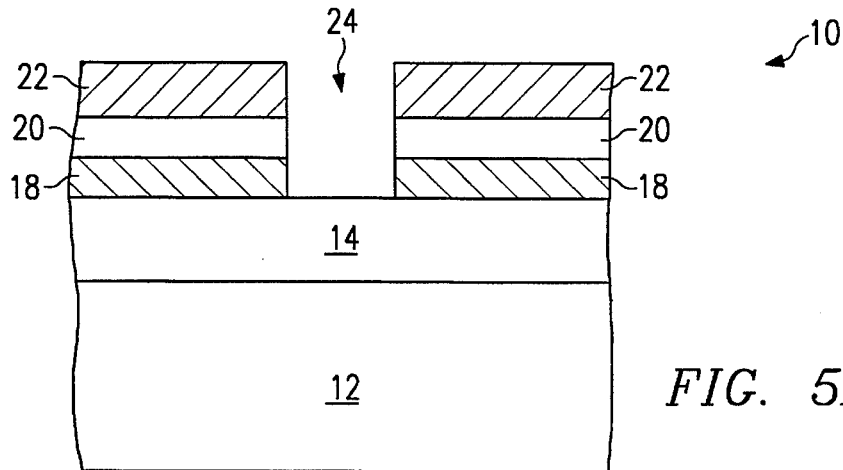


FIG. 5A

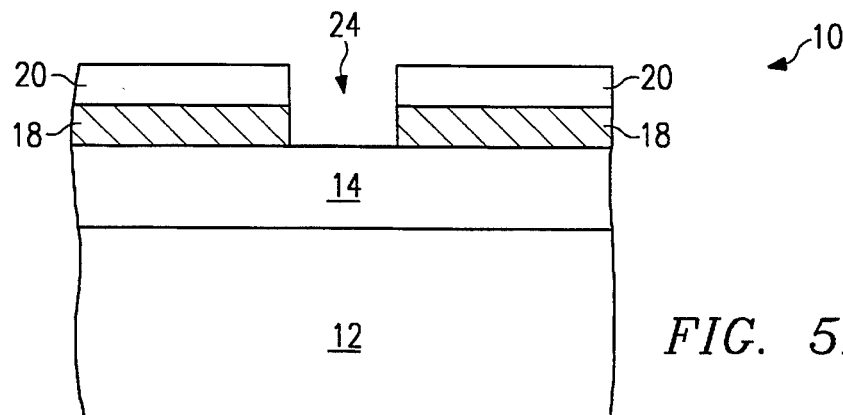


FIG. 5B

**LOW TEMPERATURE ANISOTROPIC
ASHING OF RESIST FOR
SEMICONDUCTOR FABRICATION**

FIELD OF THE INVENTION

This invention relates generally to the fabrication of semiconductor devices, and more specifically to resist strip processes.

BACKGROUND OF THE INVENTION

Semiconductors are widely used in integrated circuits for electronic applications, including radios and televisions. Such integrated circuits typically use multiple transistors fabricated in single crystal silicon. Many integrated circuits now contain multiple levels of metallization for interconnections. As geometries shrink and functional density increases, it becomes imperative to reduce the RC time constant within multi-level metallization systems.

Although the dielectric typically used in the past to isolate metal lines from each other was silicon dioxide, recent trends have been towards using materials with low-dielectric constants in order to reduce the RC time constant. Many low-dielectric insulators are either pure polymers (e.g. parylene, BCB, teflon, polyimide) or organic spin-on glass (OSOG, e.g. silsequioxane and siloxane glass). The oxidation resistance of these low-dielectric materials is generally poorer than the oxidation resistance of silicon dioxide.

Conventional ash processes are available for high-aspect-ratio contacts and vias; however, such processes are damaging to dielectric materials, especially low-dielectric materials. Oxygen plasma (ash) is commonly used to remove photoresist from wafer surfaces. The conventional ash process is performed in barrel and down-stream reactors, and is carried out at a high temperature (approximately 250° C.) for a long period of time to assure that all photoresist is completely cleared. Unfortunately, high temperature ash processes not only clear photoresist from the surface of the wafer, but also remove polymer contents from low-dielectric materials, resulting in problems such as shrinking, cracking, moisture absorption, via poisoning, undercutting, and general degradation of the dielectric property of low-dielectric materials. Via integration has presented a problem in the use of low-dielectric materials.

Thus, the use of low-dielectric constant materials in the semiconductor industry has resulted in the need for an ash process that does not damage polymeric dielectric materials while removing the photoresist.

SUMMARY OF THE INVENTION

This invention encompasses using anisotropic plasma at a low temperature to strip resist from a semiconductor wafer. A semiconductor wafer is placed in reactor which contains an oxygen plasma source and an optional sensor. The oxygen plasma source emits oxygen plasma which is drawn towards the wafer by an electric field, exposing the surface of the wafer to anisotropic oxygen plasma. A sensor detects when the ashing of the photoresist of the wafer is complete,

and then the plasma source is turned off.

One embodiment is a method for removing resist from a semiconductor wafer, including the steps of coating a substrate with a polymeric dielectric layer, applying an inorganic layer over the polymeric dielectric layer, applying a resist layer over the inorganic layer, patterning the resist layer, etching the inorganic layer, and ashing the resist with an anisotropic oxygen plasma.

Another embodiment is a system for removing resist from a semiconductor wafer, comprising a reactor, a wafer having a polymeric dielectric layer positioned within the reactor, and an oxygen plasma generator located inside the reactor.

An advantage of the invention is the ability to remove resist from wafers with low-dielectric materials, which are sensitive to the harsh effects of traditional resist removal methods. The decomposition of low-dielectric constant materials, which may activate the oxidation reaction, is minimized by lowering the wafer (substrate) temperature. With the present invention, very little damage occurs to the material on the sidewall of the vias.

BRIEF DESCRIPTION OF THE DRAWINGS

In the drawings, which form an integral part of the specification and are to be read in conjunction therewith, and in which like numerals and symbols are employed to designate similar components in various views unless otherwise indicated:

FIG. 1 is a prior art drawing showing the effects of a conventional ash process on a cross-sectional view of a semiconductor via;

FIG. 2 shows a typical environment in which the present invention may be performed;

FIG. 3 is a flow chart of the process steps of the invention;

FIG. 4 is a cross-sectional view showing the effects of the present invention on a semiconductor via; and

FIG. 5 is a cross-sectional view of an example of an alternate semiconductor circuit.

**DETAILED DESCRIPTION OF PREFERRED
EMBODIMENTS**

The making and use of the presently preferred embodiments are discussed below in detail. However, it should be appreciated that the present invention provides many applicable inventive concepts which can be embodied in a wide variety of specific contexts. The specific embodiments discussed are merely illustrative of specific ways to make and use the invention, and do not delimit the scope of the invention.

The following is a description of several preferred embodiments and alternative embodiments, including manufacturing methods. Corresponding numerals and symbols in the different figures refer to corresponding parts unless otherwise indicated. Table 1 below provides an overview of the elements of the embodiments and the drawings.

Explore Litigation Insights

Docket Alarm provides insights to develop a more informed litigation strategy and the peace of mind of knowing you're on top of things.

Real-Time Litigation Alerts



Keep your litigation team up-to-date with **real-time alerts** and advanced team management tools built for the enterprise, all while greatly reducing PACER spend.

Our comprehensive service means we can handle Federal, State, and Administrative courts across the country.

Advanced Docket Research



With over 230 million records, Docket Alarm's cloud-native docket research platform finds what other services can't. Coverage includes Federal, State, plus PTAB, TTAB, ITC and NLRB decisions, all in one place.

Identify arguments that have been successful in the past with full text, pinpoint searching. Link to case law cited within any court document via Fastcase.

Analytics At Your Fingertips



Learn what happened the last time a particular judge, opposing counsel or company faced cases similar to yours.

Advanced out-of-the-box PTAB and TTAB analytics are always at your fingertips.

API

Docket Alarm offers a powerful API (application programming interface) to developers that want to integrate case filings into their apps.

LAW FIRMS

Build custom dashboards for your attorneys and clients with live data direct from the court.

Automate many repetitive legal tasks like conflict checks, document management, and marketing.

FINANCIAL INSTITUTIONS

Litigation and bankruptcy checks for companies and debtors.

E-DISCOVERY AND LEGAL VENDORS

Sync your system to PACER to automate legal marketing.