


Welcome! Log In Premium Company Site Company News

[Morningstar Premium Membership](#)

Morningstar Premium [Start a Free 14-Day Trial](#)




Morningstar Premium
Start your free
14-day trial now [»](#)

[Membership](#) | [Home](#) | [Portfolio](#) | [Stocks](#) | [Bonds](#) | [Funds](#) | [ETFs](#) | [CEF](#) | [Markets](#) | [Tools](#) | [Real Life Finance](#) | [Discuss](#)

Nasdaq 5897.55 **22.41(0.38%)**
DJIA 20659.32 **-42.18(-0.20%)**
1 Ameritrade

United Therapeutics Corp UTHR |



Open an account today.

[Add to Portfolio](#) | [Get E-mail Alerts](#) | [Print This Page](#) | [PDF Report](#) | [Data Question](#)

[Quote](#) | [Chart](#) | [Stock Analysis](#) | **Performance** | [Key Ratios](#) | [Financials](#) | [Valuation](#) | [Insiders](#) | [Ownership](#) | [Filings](#) | [Bonds](#)


[Total Returns](#) | [Price History](#) | [Dividends & Splits](#)

Last Price	Day Change	Open Price	Day Range	1-Month Range	52-Week Range	5-Year Range
\$138.76	-2.43 -1.72%	\$141.13	138.61-141.77	137.07-153.58	97.52-169.89	40.34-190.29
After Hours: 138.76 0.00 0.00%		% Below 52-Week High		% Below 5-Year High		
As of Wed 03/29/2017 4:00 PM EST USD		18.32		27.08		
BATS BZX Real-Time Price						

Collapsed View | Expanded View
Compare

Growth of 10,000 UTHR

UTHR Biotechnology S&P 500 TR USD




History (02/28/2017)	2007	2008	2009	2010	2011	2012	2013	2014	2015	2016	YTD
UTHR	79.60	-35.94	68.35	20.08	-25.26	13.06	111.68	14.51	20.94	-8.42	2.99
Biotechnology	-8.14	-5.91	9.57	18.90	11.60	34.11	58.84	29.93	10.59	-20.39	9.94
S&P 500 TR USD	5.49	-37.00	26.46	15.06	2.11	16.00	32.39	13.69	1.38	11.96	5.94
+/- Biotechnology	87.75	-30.04	58.78	1.18	-36.86	-21.05	52.84	-15.42	10.35	11.97	-6.95
+/- S&P 500 TR USD	74.11	1.05	41.88	5.01	-27.37	-2.95	79.29	0.82	19.56	-20.38	-2.95
Dividend Yield %											
Market Cap USD Mil	2,172	1,453	2,855	3,639	2,533	2,680	5,698	6,100	7,167	6,084	6,642

Trailing Total Returns UTHR

UTHR Biotechnology S&P 500 TR USD

Daily | Monthly | Quarterly



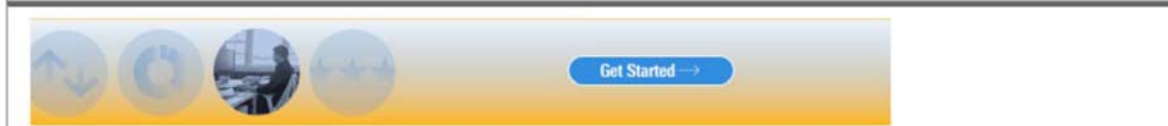
Total Return % (03/29/2017)	1-Day	1-Week	1-Month	3-Month	YTD	1-Year	3-Year	5-Year	10-Year	15-Year
UTHR										
Biotechnology										
S&P 500 TR USD										

<http://performance.morningstar.com/stock/performance-return.action?t=UTHR®ion=usa&culture...>

Total Return % (03/29/2017)	1-Day	1-Week	1-Month	3-Month	YTD	1-Year	3-Year	5-Year	10-Year	15-Year
UTHR	-1.72	-0.44	-6.07	-3.60	-3.26	26.58	15.24	23.94	17.84	22.35
Biotechnology	-0.37	1.07	-1.88	6.98	7.88	5.19	6.29	17.56	13.68	9.89
S&P 500 TR USD	0.73	0.63	-0.08	5.34	5.85	18.28	10.59	13.30	7.52	7.08
+/- Biotechnology	-1.35	-1.50	-4.19	-10.58	-11.14	21.39	8.95	6.38	4.16	12.46
+/- S&P 500 TR USD	-2.45	-1.06	-5.98	-8.94	-9.11	8.30	4.65	10.64	10.32	15.27

S&P 500 index data: S&P 500 Copyright © 2017
 Currency is displayed in USD.

We value your [feedback](#). Let us know what you think.



Site Directory	Site Map	Our Products	<input type="text"/>	<input type="text"/>	<input type="text"/>	<input type="text"/>		
Corrections	Help	Advertising Opportunities	Licensing Opportunities	Glossary	RSS	Mobile Portfolio	Affiliate	Careers
International Sites: Australia Canada China France Germany Hong Kong Italy The Netherlands Norway Spain U.K. Switzerland								

Stocks by: Name | Ticker | Star Rating | Market Cap | Stock Type | Sector | Industry
Mutual Funds by: Star Rating | Investment Style | Total Assets | Category | Top Holdings | Top Sectors | Symbol / Ticker | Name
ETFs by: Star Rating | Category | Total Assets | Symbol / Ticker | Name **Articles by:** Title | Date | Author | Collection | Interest | Popularity
Investment Categories by: Topic | Sector | Key Indicators | User Interest | Market Cap | Industry
Premium Stocks by: Name | Ticker | Star Rating | Market Cap | Stock Type | Sector | Industry
Premium Mutual Funds by: Star Rating | Investment Style | Total Assets | Category | Top Holdings | Top Sectors | Symbol / Ticker | Name
Premium ETFs by: Star Rating | Category | Total Assets | Symbol / Ticker | Name **Popular Articles by:** Title | Date | Author | Collection | Interest | Popularity
Popular Investment Categories by: Topic | Sector | Key Indicators | User Interest | Market Cap | Industry

Independent. Insightful. Trusted. Morningstar provides stock market analysis; equity, mutual fund, and ETF research, ratings, and picks; portfolio tools; and option, hedge fund, IRA, 401k, and 529 plan research. Our reliable data and analysis can help both experienced enthusiasts and newcomers.

© Copyright 2017 Morningstar, Inc. All rights reserved. Please read our [Terms of Use](#) and [Privacy Policy](#). Dow Jones Industrial Average, S&P 500, Nasdaq, and Morningstar Index (Market Barometer) quotes are real-time. Russell 2000 quote is 10 minutes delayed.

<http://performance.morningstar.com/stock/performance-return.action?t=UTHR®ion=usa&culture...>