

nature

INTERNATIONAL WEEKLY JOURNAL OF SCIENCE

Volume 321 No 6069 29 May-4 June 1986 \$4.75

NI
NA772
321
p.6069
.2

NND3950619DEC86 60109910P08 22
BIOMED LIBRY C 0758
SERIALS LIFE SCI COPY 1
UNIV CALIF SAN DIEGO
LA JOLLA CA 92093
CTR



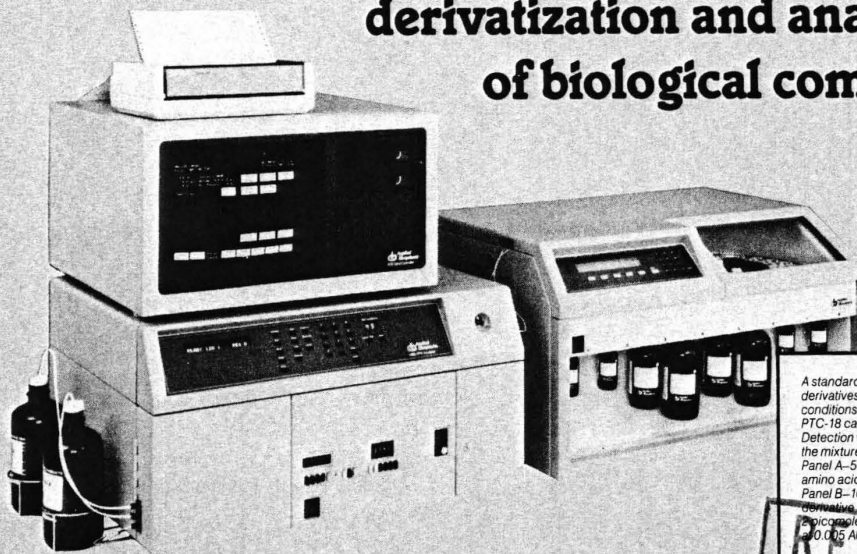
SEGMENTATION
GENE CLONED

RESERVE COPY
RETURN TO
CIRCULATION DESK

ASBC
special issue

BIOSYSTEMS UPDATE

A new, multi-method system for the derivatization and analysis of biological compounds



The 420A System is the first multi-functional, fully automated microanalyzer to eliminate sample contamination, degradation and loss associated with manual techniques. Thus, it delivers the highest sample-to-sample reproducibility, sensitivity and accuracy for the analysis of PTC amino acids and other derivatized biological compounds.

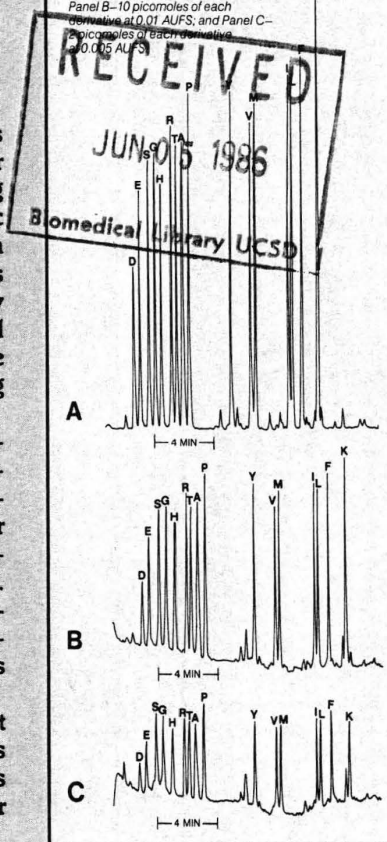
The System has three integrated components: the Model 420A Derivatizer, the Model 120A Analyzer and the Model 900A Data Module. Together they execute every step of a protocol to provide unattended operation from sample preparation and derivatization, through chromatographic analysis, data integration and reporting. The result is a system with the flexibility to implement differing chemistry and separation protocols for optimized microanalyses.

Analysis of PTC amino acids from hydrolyzed proteins or peptides is the first of a growing library of applications-specific packages. The 420A System performs amino acid analysis with the precision and accuracy of dedicated instruments and delivers sensitivities comparable to current microsequencing techniques.

With the 420A System, samples are immobilized on a porous, glass fiber support. Temperature, chemical and other conditions are precisely controlled in an inert environment. The prepared sample is automatically transferred to the on-line analyzer; resulting data is integrated, reported and stored.

For more information, contact your local Applied Biosystems representative, one of the offices listed below, or indicate reader service number 136.

A standard mixture of PTC-amino acid derivatives were under identical conditions at 45°C on a 2.1 x 220 mm PTC-18 cartridge column at 300 μ L/min. Detection was at 254 nm. Quantity of the mixture separated is as follows: Panel A—50 picomoles of each amino acid derivative at 0.05 AUFS; Panel B—10 picomoles of each derivative at 0.01 AUFS; and Panel C—1 picomole of each derivative at 0.005 AUFS.



 **Applied Biosystems**

APPLIED BIOSYSTEMS, INC., 850 Lincoln Centre Dr., Foster City, CA 94404 • (415) 570-6667 • (800) 874-9868 • In California (800) 831-3582 • Telex 470052


APPLIED BIOSYSTEMS, LTD., Birchwood Science Park, Warrington, Cheshire, United Kingdom • 0925-825650 • Telex 629611

**DOCKET
ALARM**

Find authenticated court documents without watermarks at docketalarm.com.

nature

NATURE VOL. 321 29 MAY 1986



Expression of the *Drosophila* pair-rule gene *paired* in blastoderm (lower) and gastrulation (upper) stage embryos. As explained on page 493 of this issue, although *paired* has been classed as a pair-rule gene on the basis of the two-segment periodicity in the pattern elements deleted in *paired* mutants, in its final form the striped pattern of *paired* gene expression has twice this periodicity. This and related work is reviewed in News and Views on page 472.

OPINION

The changing of the old guard 457
What yellow rain?

NEWS

Genetic regulations 458
Chernobyl
British universities 459
Yellow rain
US research control 460
Ethiopia
Japan 461
Synchrotron sources
French reactors 462
Biotechnology companies
East European nuclear power 463
Chernobyl

CORRESPONDENCE

SERC failing astronomers?/Ageism/
Paranormal theories/Nuclear risks/
Sexist ads/etc. 464

NEWS AND VIEWS

A child's guide to radiobiology 467
The flight of the dipteran fly
H C Bennet-Clark 468

Protein structure determination
by nuclear magnetic
resonance 469
Wolfgang Kabsch and Paul Rösch
Luminous phenomena and
relationship to rock fracture
John S Derr 470
Segmentation genes and distributions
of transcripts 472
Douglas Coulter and Eric Wieschaus
Mathematics: The class number
problem 474
Ian Stewart

—SCIENTIFIC CORRESPONDENCE—

Evolution — the struggle continues
C D Millar, N R Phillips
& D M Lambert; 475
H Nakahara, T Sagawa & T Fuke
Kenyan finds not early
Miocene *Sivapithecus*
J Kelley & D Pilbeam 475
Quantum behaviour of
superconducting rings
T P Spiller & T D Clark 476
The stability of zoological
nomenclature
P K Tubbs 476
In the eye of the beholder
G Westheimer 476
Error rates in prenatal
cystic fibrosis diagnosis
D J H Brock & V van Heyningen 477
Homology of trichosanthin
and ricin A chain
Z Xuejun & W Yiahuai 477
Putting a charge on a quark
L Motz 478

BOOK REVIEWS

National Styles of Regulation:
Environmental Policy in Great Britain
and the United States
by David Vogel 479
Eric Ashby
Leviathan and the Air-Pump:
Hobbes, Boyle, and the
Experimental Life
by Steven Shapin and Simon Schaffer 480
W D Hackmann
Normal Aging, Alzheimer's Disease
and Senile Dementia: Aspects on
Etiology, Pathogenesis,
Diagnosis and Treatment
C G Gottries, ed. 481
T J Crow
The Caledonide Orogen —
Scandinavia and
Related Areas
D G Gee and B A Sturt, eds 482
Chris Stillman

COMMENTARY

Ecological consequences of
nuclear war
S J McNaughton, R W Ruess
& M B Coughenour 483

ARTICLES

Laboratory investigation of the
electrodynamics of rock fracture
B T Brady & G A Rowell 488

Isolation of the *paired* gene of
Drosophila and its spatial
expression during early
embryogenesis
F Kilchherr, S Baumgartner,
D Bopp, E Frei & M Noll 493

LETTERS TO NATURE

Latitude and depth variation
of solar rotation
T L Duvall Jr, J W Harvey
& M A Pomerantz 500

Superparamagnetic component in the
Orgueil meteorite and Mössbauer
spectroscopy studies in applied
magnetic fields
M B Madsen, S Mørup,
T V V Costa, J M Knudsen
& M Olsen 501

Gaseous ammonia and ammonium
ions in the free troposphere
H Ziereis & F Arnold 503

Acetone measurements in the upper
troposphere and lower stratosphere—
implications for hydroxyl
radical abundances
F Arnold, G Knop & H Ziereis 505

Precipitation scavenging of aerosol
particles over remote marine regions
P Buat-Ménard & R A Duce 508

Calcium-free pumpellyite, a new
synthetic hydrous Mg–Al-silicate
formed at high pressures
W Schreyer, W V Maresch,
O Medenbach & T Baller 510

A new ³⁶Cl hydrological model and
³⁶Cl systematics in the Jordan
River/Dead Sea system
M Paul, A Kaufman, M Magaritz,
D Fink, W Henning, R Kaim,
W Kutschera & O Meirav 511

Phosphate pumps and
shuttles in the Black Sea
G Shaffer 515

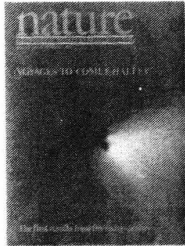
Contents continued overleaf

Nature® (ISSN 0028-0836) is published weekly on Thursday, except the last week in December, by Macmillan Journals Ltd and includes the Annual Index (mailed in February). Annual subscription for USA and Canada US \$240. USA and Canadian orders to: Nature, Subscription Dept, PO Box 1501, Neptune, NJ 07753, USA. Other orders to Nature, Brunel Road, Basingstoke, Hants RG21 2XS, UK. Second class postage paid at New York, NY 10012 and additional mailing offices. Authorization to photocopy material for internal or personal use, or internal or personal use of specific clients, is granted by Nature to libraries and others registered with the Copyright Clearance Center (CCC) Transactional Reporting Service, provided the base fee of \$1.00 a copy plus \$0.10 a page is paid directly to CCC, 21 Congress Street, Salem, Massachusetts 01970, USA. Identification code for Nature: 0028-0836/86 \$1.00 + \$0.10. US Postmaster send address changes to: Nature, 65 Bleeker Street, New York, NY 10012. Published in Japan by Macmillan Shuppan K.K., Eikow Building, 1-10-9 Hongo, Bunkyo-ku, Tokyo, Japan. © 1986 Macmillan Journals Ltd.

HALLEY'S COMET

DOUBLE FEATURE ISSUE

AVAILABLE NOW – Nature's double feature issue on Halley's Comet containing results of missions carried out from Russia, Europe and Japan.



COPIES AVAILABLE WHILE STOCKS LAST AT US\$9.00 EACH FROM:
 Nature,
 65 Bleecker Street,
 New York,
 NY 10012.

Annual Subscription Rates (including Index)
 USA & Canada US\$240
Orders (with remittance), subscription inquiries and change of address to:
 Nature
 Order Department
 PO Box 1501
 Neptune
 NJ 07753
 USA
 Call toll-free (USA only): (800) 524-0384
 Please allow 6-8 weeks for your subscription to start.
Personal subscription rates
 These are available in the USA and Canada to subscribers paying by personal check or credit card. For details contact the New York Circulation Offices (address below).
Back issues
 US\$6.00
Binders
 Single binder US\$11.50; set of four binders US\$32.00
Annual indexes (1971-1985)
 US\$10.00
Nature first issue facsimile
 US\$4.00
Orders (with remittance) to:
 Circulation Offices
 Nature
 65 Bleecker Street
 New York
 NY 10012
 USA
 Tel: (212) 477-9628
 Details of subscription rates in all other countries are available from this address
Nature in microform
 For information contact:
 University Microfilms International
 300 North Zeeb Road
 Ann Arbor
 MI 48106
 USA
Washington Editorial Office
 Nature
 1134 National Press Building
 DC 20045
 USA
 Tel: (202) 737-2355

Mechanosensitivity of mammalian auditory hair cells *in vitro*
 I J Russell, G P Richardson & A R Cody 517

NMDA-receptor activation increases cytoplasmic calcium concentration in cultured spinal cord neurones
 A B MacDermott, M L Mayer, G L Westbrook, S J Smith & J L Barker 519

Replacing the complementarity-determining regions in a human antibody with those from a mouse
 P T Jones, P H Dear, J Foote, M S Neuberger & G Winter 522

Regulation of human insulin gene expression in transgenic mice
 R F Selden, M J Skokkiewicz, K B Howie, P S Russell & H M Goodman 525

Genetic recombination between RNA components of a multipartite plant virus
 J J Bujarski & P Kaesberg 528

A tobacco mosaic virus-induced tobacco protein is homologous to the sweet-tasting protein thaumatin
 B J C Cornelissen, R A M Hooft van Huijsduijnen & J F Bol 531

MATTERS ARISING

Was there 26-Myr periodicity of extinctions?
 J J Sepkoski Jr & D M Raup;
 N L Gilinsky;
 J A Kitchell & G Estabrook
 Reply: A Hoffman 533

Endocast morphology of Hadar hominid AL 162-28
 R L Holloway & W H Kimbel
 Reply: D Falk 536

Maternal investment in mammals
 S I Zeveloff & M S Boyce
 Reply: R D Martin
 & A M MacLarnon 537

PRODUCT REVIEW

Molecular dynamics resolved 539
Biochemists converge at the capital 540

MISCELLANY

Books received 546

NATURE CLASSIFIED

**Professional appointments —
 Research posts — Studentships —
 Fellowships — Conferences —
 Courses — Seminars — Symposia:**
 Back Pages

Next week in Nature:

- Galactic mock gravity
- Multiple quasar
- Altamira cave paintings
- Chernobyl fallout
- Oceanic East African Rift
- Seafloor sediment subduction
- Microtubules visualized
- Muscle cell replication
- Interleukin-2 stimulates glial cells
- DNase I structure
- Modular striate cortex

GUIDE TO AUTHORS

Authors should be aware of the diversity of *Nature's* readership and should strive to be as widely understood as possible.

Review articles should be accessible to the whole readership. Most are commissioned, but unsolicited reviews are welcome (in which case prior consultation with the office is desirable).

Scientific articles are research reports whose conclusions are of general interest or which represent substantial advances of understanding. The text should not exceed 3,000 words and six displayed items (figures plus tables). The article should include an italic heading of about 50 words.

Letters to Nature are ordinarily 1,000 words long with no more than four displayed items. The first paragraph (not exceeding 150 words) should say what the letter is about, why the study it reports was undertaken and what the conclusions are.

Matters arising are brief comments (up to 500 words) on articles and letters recently published in *Nature*. The originator of a Matters Arising contribution should initially send his manuscript to the author of the original paper and both parties should, wherever possible, agree on what is to be submitted.

Manuscripts may be submitted either to London or Washington. Manuscripts should be typed (double spacing) on one side of the paper only. Four copies are required, each accompanied by copies of lettered artwork. No title should exceed 80 characters in length. Reference lists, figure legends, etc. should be on separate sheets, all of which should be numbered. Abbreviations, symbols, units, etc. should be identified on one copy of the manuscript at their first appearance.

References should appear sequentially indicated by superscripts, in the text and should be abbreviated according to the *World List of Scientific Periodicals*, fourth edition (Butterworth 1963-65). The first and last page numbers of each reference should be cited. Reference to books should clearly indicate the publisher and the date and place of publication. Unpublished articles should not be formally referred to unless accepted or submitted for publication, but may be mentioned in the text.

Each piece of artwork should be clearly marked with the author's name and the figure number. Original artwork should be unlettered. Suggestions for cover illustrations are welcome. Original artwork (and one copy of the manuscript) will be returned when manuscripts cannot be published.

Important: Manuscripts or proofs sent by air courier should be declared as "manuscripts" and "value \$5" to prevent the imposition of Customs duty and Value Added Tax in the United Kingdom.

Requests for permission to reproduce material from Nature should be accompanied by a self-addressed (and, in the case of the United Kingdom and United States, stamped) envelope.

differed between NMDA and KA (Fig. 3c, d), and in individual spinal cord neurones KA-evoked increases in $[Ca^{2+}]_i$ were always much smaller than those evoked by NMDA. These experiments suggest that Na^+ is a poor trigger for inducing an increase in $[Ca^{2+}]_i$, since in several neurones the inward (Na^+) current activated by KA produced no detectable arsenazo III signal. However, our results do not exclude the possibility that Ca^{2+} influx through ion channels activated by NMDA triggers release of Ca^{2+} from intracellular stores²⁷, contributing further to the NMDA-evoked arsenazo III signals reported here. Although the present results suggest a high Ca^{2+} permeability of NMDA-receptor-activated channels (Fig. 3), the net flux of monovalent cations (that is, conductance) decreases in the presence of Ca^{2+} . This reflects interactions between permeant ions within the channel with Ca^{2+} acting as both a permeant ion and as a blocker of monovalent cation flux^{25,26,28}.

The experiments reported here provide evidence for an agonist-triggered increase in $[Ca^{2+}]_i$ in mammalian spinal cord neurones. Previously, ion-sensitive microelectrodes were used to measure changes in intracellular ionic activity triggered by excitatory amino acids in frog motoneurons⁹. The latter experiments suggested an increase in both $[Na^+]_i$ and $[Ca^{2+}]_i$ during perfusion with L-glutamate but the results were difficult to interpret clearly as (1) neurones were not voltage-clamped and thus it is difficult to separate the relative contributions of Ca^{2+} influx via voltage-dependent calcium channels and agonist-activated channels, and (2) L-glutamate is a mixed agonist that acts at multiple subtypes of excitatory amino-acid receptor^{2,6,7}.

The response to NMDA-receptor activation thus provides a second source of calcium flux, distinct from that resulting from conventional voltage-dependent calcium channels, which may have important long-term effects on excitability. Our finding that the ion channels linked to the NMDA receptor subtype are more permeable to Ca^{2+} than those linked to KA receptors, has implications for the role of excitatory amino-acid receptors in CNS function. It is possible that Ca^{2+} influx activated by NMDA receptors underlies the synaptic plasticity generating long-term potentiation, as the latter is prevented by intracellular injection of EGTA to chelate Ca^{2+} (ref. 29), or by blocking NMDA receptors with selective antagonists³⁰. For example, Ca^{2+} influx localized at transmitter-operated ion channels could have a role in organizing and regulating postsynaptic structures in an appropriate spatial relation to transmitter-releasing presynaptic terminal boutons, and it is important to consider that Ca^{2+} influx occurring at NMDA receptors located on dendritic spines might produce an especially large but localized elevation in intracellular Ca^{2+} concentration, due to restriction of Ca^{2+} diffusion along the narrow shaft of the spine. In addition, our results have some bearing on the mechanisms of desensitization of NMDA receptors, as the link that has been demonstrated between $[Ca^{2+}]_i$ and desensitization of nicotinic receptors at the neuromuscular junction^{31,32} may occur also for other receptor-ionophore complexes. Thus our results may help to explain the similar desensitization evoked by either large doses of NMDA or depolarizing voltage jumps⁷, which trigger Ca^{2+} entry through NMDA channels and voltage-dependent calcium channels, respectively.

Received 3 January; accepted 1 April 1986.

- Krogsgaard-Larsen, P., Honoré, T., Hansen, J. J., Curtis, D. R. & Lodge, D. *Nature* **284**, 64-66 (1980).
- Watkins, J. C. & Evans, R. H. *A. Rev. Pharmac. Tox.* **21**, 165-205 (1981).
- McLennan, H. *Prog. Neurobiol.* **20**, 251-271 (1983).
- Nowak, L., Bregestovskij, P., Ascher, P., Herbet, A. & Prochiantz, A. *Nature* **307**, 462-465 (1984).
- Mayer, M. L., Westbrook, G. L. & Guthrie, P. B. *Nature* **309**, 261-263 (1984).
- Mayer, M. L. & Westbrook, G. L. *J. Physiol., Lond.* **354**, 29-53 (1984).
- Mayer, M. L. & Westbrook, G. L. *J. Physiol., Lond.* **361**, 65-90 (1985).
- Dingledine, R. *J. Physiol., Lond.* **343**, 385-405 (1983).
- Bührle, C. P. & Sonnhof, U. *Pflügers Arch. ges. Physiol.* **396**, 154-162 (1983).
- Zanotto, L. & Heinemann, U. *Neurosci. Lett.* **35**, 79-84 (1983).
- Pumain, R. & Heinemann, U. *J. Neurophysiol.* **53**, 1-16 (1985).
- Lansman, J. B., Hess, P. & Tsien, R. W. *J. gen. Physiol.* (in the press).

- Ault, B., Evans, R. H., Francis, A. S., Oakes, D. J. & Watkins, J. C. *J. Physiol., Lond.* **307**, 413-428 (1980).
- Crunelli, V. & Mayer, M. L. *Brain Res.* **311**, 392-396 (1984).
- Hamil, O. P., Marty, A., Neher, E., Sakmann, B. & Sigworth, F. *Pflügers Arch. ges. Physiol.* **391**, 85-100 (1981).
- Cull-Candy, S. G. & Ogden, D. C. *Proc. R. Soc. B224*, 367-373 (1985).
- Hagiwara, S. & Bylerly, L. A. *Rev. Neurosci.* **4**, 69-125 (1981).
- Smith, S. J., MacDermott, A. B. & Weight, F. F. *Nature* **304**, 350-352 (1983).
- Gorman, A. L. F. & Thomas, M. V. *J. Physiol., Lond.* **308**, 259-285 (1980).
- Berridge, M. J. & Irvine, R. F. *Nature* **312**, 315-321 (1984).
- Sladeczek, F., Pin, J. P., Récasens, M., Bockaert, J. & Weiss, S. *Nature* **317**, 717-719 (1985).
- Schoffeleer, A. M. N. & Mulder, A. H. *J. Neurochem.* **40**, 615-621 (1983).
- Evans, R. H. & Watkins, J. C. *J. Physiol., Lond.* **277**, 57P (1977).
- Nowak, L. M. & Ascher, P. *Soc. Neurosci. Abstr.* **10**, 23 (1984).
- Mayer, M. L. & Westbrook, G. L. *Soc. Neurosci. Abstr.* **11**, 785 (1985).
- Ascher, P. & Nowak, L. *J. Physiol., Lond. Proc.* (in the press).
- Fabiato, A. & Fabiato, F. *Ann. N.Y. Acad. Sci.* **307**, 491-522 (1978).
- Nowak, L. M. & Ascher, P. *Soc. Neurosci. Abstr.* **11**, 953 (1985).
- Lynch, G., Larson, J., Kelso, S., Barrinuevo, G. & Schottler, F. *Nature* **305**, 719-721 (1983).
- Collingridge, G. L., Kehl, S. J. & McLennan, H. *J. Physiol., Lond.* **334**, 33-46 (1983).
- Parsons, R. L. in *Calcium in Drug Action* (ed. Weiss, G. B.) 289-314 (Plenum, New York, 1978).
- Miledi, R. *Proc. R. Soc. B209*, 447-452 (1980).
- Adams, D. J., Dwyer, T. M. & Hille, B. *J. gen. Physiol.* **75**, 493-510 (1980).
- Edwards, C. *Neuroscience* **7**, 1335-1366 (1982).

Replacing the complementarity-determining regions in a human antibody with those from a mouse

Peter T. Jones, Paul H. Dear, Jefferson Foote, Michael S. Neuberger & Greg Winter

Laboratory of Molecular Biology, Medical Research Council, Hills Road, Cambridge CB2 2QH, UK

The variable domains of an antibody consist of a β -sheet framework with hypervariable regions (or complementarity-determining regions—CDRs) which fashion the antigen-binding site. Here we attempted to determine whether the antigen-binding site could be transplanted from one framework to another by grafting the CDRs. We substituted the CDRs from the heavy-chain variable region of mouse antibody B1-8, which binds the hapten NP-cap (4-hydroxy-3-nitrophenacetyl caproic acid; $K_{NP-cap} = 1.2 \mu M$), for the corresponding CDRs of a human myeloma protein. We report that in combination with the B1-8 mouse light chain, the new antibody has acquired the hapten affinity of the B1-8 antibody ($K_{NP-cap} = 1.9 \mu M$). Such 'CDR replacement' may offer a means of constructing human monoclonal antibodies from the corresponding mouse monoclonal antibodies.

The three-dimensional structures of several immunoglobulins show that the variable domains consist of two β -sheets pinned together by a disulphide bridge, with their hydrophobic faces packed together¹⁻³. The individual β -strands are linked by loops which at one tip of the β -sheet may fashion a binding pocket for small haptens^{1,2}. Sequence comparisons among heavy- and light-chain variable domains (V_H and V_L respectively) reveal that each domain has three CDRs flanked by four relatively conserved regions (framework regions—FRs)⁴. As seen in the structure of the human myeloma protein NEWM (Fig. 1), the CDRs include each of the three main loops. Often the CDRs also include the ends of the β -strands, suggesting that side chains at the ends of the β -strands may help to fix the conformation or orientation of the loops. The framework regions form the bulk of the β -sheet, although for example in the V_H domain of NEWM, FR1 includes part of the loop between the two β -sheets and CDR2 not only forms a loop but a complete β -strand (Fig. 1). The structure of the β -sheet framework is similar in different antibodies, as the packing of different side chains is accommodated by slight shifts between the two β -strands⁵. Furthermore, the packing together of V_L and V_H FRs is conserved⁶, therefore the orientation of V_L with respect to V_H is fixed. We wondered whether the FRs represent a simple β -sheet scaffold on which new binding sites may be built, and

Explore Litigation Insights

Docket Alarm provides insights to develop a more informed litigation strategy and the peace of mind of knowing you're on top of things.

Real-Time Litigation Alerts



Keep your litigation team up-to-date with **real-time alerts** and advanced team management tools built for the enterprise, all while greatly reducing PACER spend.

Our comprehensive service means we can handle Federal, State, and Administrative courts across the country.

Advanced Docket Research



With over 230 million records, Docket Alarm's cloud-native docket research platform finds what other services can't. Coverage includes Federal, State, plus PTAB, TTAB, ITC and NLRB decisions, all in one place.

Identify arguments that have been successful in the past with full text, pinpoint searching. Link to case law cited within any court document via Fastcase.

Analytics At Your Fingertips



Learn what happened the last time a particular judge, opposing counsel or company faced cases similar to yours.

Advanced out-of-the-box PTAB and TTAB analytics are always at your fingertips.

API

Docket Alarm offers a powerful API (application programming interface) to developers that want to integrate case filings into their apps.

LAW FIRMS

Build custom dashboards for your attorneys and clients with live data direct from the court.

Automate many repetitive legal tasks like conflict checks, document management, and marketing.

FINANCIAL INSTITUTIONS

Litigation and bankruptcy checks for companies and debtors.

E-DISCOVERY AND LEGAL VENDORS

Sync your system to PACER to automate legal marketing.