



European Patent Office
80298 MUNICH
GERMANY

Questions about this communication ?
Contact Customer Services at www.epo.org/contact



Finnie, Peter John
Gill Jennings & Every LLP
The Broadgate Tower
20 Primrose Street
London EC2A 2ES
ROYAUME UNI

Date	19.01.16
------	----------

Reference PJF11074EP1	Application No./Patent No. 06125884.4 - 1972 / 1768359
Applicant/Proprietor BlackBerry Limited	

Refund of fees

The following fee(s) was (were) paid in respect of the application 06125884.4:

Fee	Reference	Voucher No	Date	Currency	Amount
Renewal fee	042	01347510	30.11.15	EUR	1 560,00

The fee(s) was (were) paid by Computer Packages, Inc..

According to the present state of the file the refund will be made by:

CREDITING THE DEPOSIT ACCOUNT 28050014 Gill Jennings & Every LLP.

Amount refundable:	Reference	Currency	Amount	Voucher No
	042	EUR	1.560,00	01432417

Reason for refund: Application withdrawn on

The Authorising Officer
Tschubel
(49)(89)23995894



Closure of the procedure in respect of application No. 06125884.4 - 1972

04.01.16

1. The procedure in respect of the above application is closed for the following reason:

- REFU 2/13.04.11 The time limit under Art.108 EPC has expired.
 No notice of appeal under Article 108 and Rule 99 EPC has been filed. No request for a decision under Rule 112(2), or for further processing under Article 121 EPC or for re-establishment of rights under Article 122 EPC has been filed.

2. The EPASYS situation has been verified in respect of item 1:

DFIL: 09.11.04

NOAP: REFUAPPR/21.06.11/23.08.11/21.06.11/

RDEC: ///

RFPR: //

REES: ///

REFU 3/ADVI 3 and DEAD 1 coded. Date of legal effect 20.10.2015

3. Position regarding fees:

FFEE01	001	00760944	12.12.06	EUR	95,00
FEFS01	002	00760944	12.12.06	EUR	1 000,00
DEST03	005	00760944	12.12.06	EUR	560,00
EXAM02	006	00760944	12.12.06	EUR	1 335,00
NOAP04	011	00766286	21.06.11	EUR	1 180,00
CLMS(2)	015	00760944	12.12.06	EUR	855,00
RFEE 03	033	00760944	12.12.06	EUR	400,00
RFEE 04	034	00756284	28.11.07	EUR	425,00
RFEE 05	035	00340207	28.03.08	EUR	450,00
RFEE 06	036	00468825	14.10.09	EUR	900,00
RFEE 07	037	00927721	12.11.10	EUR	1 050,00
RFEE 08	038	01004042	14.11.11	EUR	1 155,00
RFEE 09	039	01040191	13.11.12	EUR	1 325,00
RFEE 10	040	01115719	18.11.13	EUR	1 495,00
RFEE 11	041	01263577	26.11.14	EUR	1 560,00
RFEE 12	042	01347510	30.11.15	EUR	1 560,00
EXPT02	402	00131456	18.01.07	EUR	102,00
EXPT02	402	00008231	12.04.07	EUR	76,69
EXPT02	403	00120103	12.12.06	EUR	102,00
EXPT02	403	00008231	12.04.07	EUR	76,69
EXPT02	404	00760944	12.12.06	EUR	102,00
EXPT02	404	00002116	08.01.07	EUR	76,69
EXPT02	406	00760944	12.12.06	EUR	102,00
EXPT02	406	00002116	08.01.07	EUR	76,69
EXPT02	407	00760944	12.12.06	EUR	102,00
EXPT02	407	00002116	08.01.07	EUR	76,50
EXPT02	408	00760944	12.12.06	EUR	102,00
EXPT02	408	00120103	12.12.06	EUR	102,00 S
EXPT02	408	00002116	08.01.07	EUR	76,50
EXPT02	408	00008231	12.04.07	EUR	76,50
EXPT02	409	00760944	12.12.06	EUR	102,00
EXPT02	409	00002116	08.01.07	EUR	76,50

Examination started on _____ (EXDS51).

Refund(s) ordered:

75% EXAM fee DEST fee* RFEE(s): _____ Other fees: _____

Note: Attention is to be paid to potential automated refund proposal(s).

*Refund of DEST fee if date of legal effect is before/on SEPU or PACT6 date.

4. Mark "DEAD" on the paper file and:

Check whether a divisional application is pending and if so attach the DEAD file to it.

Any **models** still in the Office's possession were returned on _____
(for dealing with models, please refer to Fil d'Ariane).

Keep paper file in file store (separate place) until next action for file destruction.

04.01.2016

Date

Touysserkani, Tanja

Formalities Officer



**Beschwerdekammern
Boards of Appeal
Chambre d'appel**

European Patent Office
80298 MUNICH
GERMANY
Tel. +49 (0)89 2399-0
Fax +49 (0)89 2399-4465

RXW ✓

Finnie, Peter John
Gill Jennings & Every LLP
The Broadgate Tower
20 Primrose Street
London EC2A 2ES
ROYAUME UNI

23 DEC 2015
GILL JENNINGS & EVERY LLP

RECEIVED
Kind reminder
No advice of delivery has been received.
Please acknowledge the receipt of the
mentioned document.
Date: 23.12.15
Fax No. +44 20 7655 8501

Boards of Appeal

The Registry

Name: M. H. A. Patin
Tel.: 089 / 2399 - 3531

Date: 24.11.15

Zeichen/Reference/Référence PJF11074EP1	APPR	Anmeldung Nr./Application No./Demande n°/Patent Nr./Patent No./Brevet n° 06125884 / 1768369
Anmelder/Applicant/Demandeur/Patentinhaber/Proprietor/Titulaire BlackBerry Limited		

Appeal number:

T2036/11-3.5.03

EPA/EPO/OEB Formblatt/Form/Formulaire: 3032

**Empfangsbescheinigung über den Zugang des vorstehend bezeichneten Schriftstücks
Acknowledgement of receipt of the document specified above
Récépissé du document spécifié ci-dessus**

Unter Bezugnahme auf die Mitteilung im ABI. EPA 7/2010, 377 wird gebeten, die Empfangsbescheinigung mit Empfangsdatum und Unterschrift zu versehen und umgehend an das EPA zurückzusenden:

With reference to the Notice in OJ EPO 7/2010, 377, you are requested to date and sign the acknowledgement of receipt and return it to the EPO immediately:

Conformément au communiqué paru au JO OEB 7/2010, 377, vous êtes prié d'indiquer sur le récépissé la date de réception du document, de signer le récépissé et de le renvoyer sans délai à l'OEB:

- über die Online-Dienste des EPA (als Anlage zu EPA Form 1038) / through EPO Online Services (as annex to EPO Form 1038) / par les services en ligne de l'OEB (en tant que pièce jointe au formulaire OEB 1038),
- per Fax / by fax / par téléfax (+49 (0) 89 2399-4465 or +31 (0)70 340-3016)
- oder per Post / or by post / ou par courrier

Empfangen am / Received on / Reçu le:

24/12/2015

Unterschrift / Signature:

[Handwritten Signature]

Empfangsberechtigter/authorised recipient/
le destinataire ou la personne dûment mandatée

Rücksende-Adresse / Return address / Adresse de retour
(Umschlag / envelope / enveloppe ISO C4 / DL / C6/CS / C6)

DEUTSCHLAND
80298 MÜNCHEN
Europäisches Patentamt

Rücksende-Adresse / Return address / Adresse de retour

Sendungsnummer

No de l'envoi / Item number

RB 00 633 914 5DE

AIRMAIL

24.11.15

Royal Mail

Art der Sendung / Nature de l'envoi / Type

UK

Brief / Letter / Lettre - Einschreiben / Registered
 Paket / Colis / Parçak / Für Vertragskunden

A

Europe

20g

Finnie Peter John
Gill Jennings & Every LLP
The Broadgate Tower
20 Finsbury Street
London EC2A 2ES
ROYAUME UNI

+2536/11-3553
06125884.9

O.g. Sendung wurde ordnungsgemäß ausgeliefert /
L'envoi mentionné ci-dessus a été dûment livré /
The article mentioned above was duly delivered

Datum und Unterschrift* / Date et signature* / date and signature*

01/12/15

Am Bestimmungsort auszufüllen /
A remplir par le bureau de destination /
To be completed by office of destination

- * Dieser Rückschein kann vom Empfänger oder wenn die Vorschriften des Bestimmungslandes dies vorsehen, von einem Beauftragten oder Mitarbeiter des Postunternehmens im Bestimmungsland unterschrieben werden.
 - * Cet avis pourra être signé par le destinataire ou, si les règlements du pays de destination le prévoient, par une autre personne autorisée au par l'agent du bureau de destination.
 - * This receipt must be signed by the addressee or a person authorized to sign under the regulations of the country of destination or if those regulations so provide, by the employee of the office of destination.
- Name in Großbuchstaben (oder andere eindeutige Identifikation)
Nom du destinataire en lettres majuscules (ou autre moyen clair d'identification)
Name of recipient in capital letters (or other clear identification)

Deutsche Post AG

Entreprise des Postes allemandes S.A.

RÜCKSCHEIN / Avis de réception / Advice of delivery

CN 207 | UPU - RL 137.2.2


Postsache

Service des Postes

Postal service

10.10

PRIORITAIRE
By Airmail
Par avion



Stempel der Post, die den
Schein zurücksendet.
Timbre di bureau renvoyant
l'avis.
Postmark of the office returning
the receipt.

Zurücksenden an / Renvoyer à / return to

Europäisches Patentamt
80298 MÜNCHEN
DEUTSCHLAND / ALLEMAGNE / GERMANY

AIR

RECEIVED FROM DPMA

EPO - Munich

22. Dez. 2015

Mailroom ISAR 2

Deutsches Patent- und Markenamt

21. DEZ. 2015

30

Anlagen

915-005-000

Internal distribution code:

- (A) [-] Publication in OJ
(B) [-] To Chairmen and Members
(C) [-] To Chairmen
(D) [X] No distribution

**Datasheet for the decision
of 20 October 2015**

Case Number: T 2036/11 - 3.5.03

Application Number: 06125884.4

Publication Number: 1768359

IPC: H04M1/247, G06F3/048

Language of the proceedings: EN

Title of invention:

Dynamic bar oriented user interface for a device having a status bar displaying status information concerning the device

Applicant:

BlackBerry Limited

Headword:

User interface/BLACKBERRY

Relevant legal provisions:

EPC Art. 84, 113(1)

EPC R. 115(2)

RPBA Art. 15(3)

Keyword:

Claims - clarity (no)

Oral proceedings - non-attendance of party

Decisions cited:

Catchword:



**Beschwerdekammern
Boards of Appeal
Chambres de recours**

European Patent Office
D-80298 MUNICH
GERMANY
Tel. +49 (0) 89 2399-0
Fax +49 (0) 89 2399-4465

Case Number: T 2036/11 - 3.5.03

**D E C I S I O N
of Technical Board of Appeal 3.5.03
of 20 October 2015**

Appellant: BlackBerry Limited
(Applicant) 2200 University Avenue East
Waterloo, ON N2K 0A7 (CA)

Representative: Finnie, Peter John
Gill Jennings & Every LLP
The Broadgate Tower
20 Primrose Street
London EC2A 2ES (GB)

Decision under appeal: Decision of the Examining Division of the
European Patent Office posted on 13 April 2011
refusing European patent application
No. 06125884.4 pursuant to Article 97(2) EPC.

Composition of the Board:

Chairman F. van der Voort
Members: B. Noll
P. Guntz

Summary of Facts and Submissions

- I. This appeal is against the decision of the examining division refusing European patent application No. 06125884.4 (publication No. EP 1 768 359 A2).
- II. With the statement of grounds of appeal, the appellant filed a single set of claims and implicitly requested that the decision under appeal be set aside and that a patent be granted on the basis of this set of claims. Oral proceedings were conditionally requested.
- III. In a communication accompanying a summons to oral proceedings, the board drew the appellant's attention to issues to be discussed at the oral proceedings, in particular inventive step of the subject-matter of claim 1 (Articles 52(1) and 56 EPC). The board further drew the appellant's attention to the fact that if amended claims were filed in response to the communication, *inter alia* the question of whether or not they complied with the requirements of Article 84 EPC would have to be discussed in the oral proceedings.
- IV. With a letter dated 18 September 2015, the appellant filed, by way of replacement, sets of claims of a main request and a first auxiliary request.

With a further submission dated 16 October 2015, the appellant informed the board that it would not be attending the oral proceedings. Further, it asked "for a Decision in accordance with the current state of the file".
- V. Oral proceedings were held on 20 October 2015 in the absence of the appellant.

The board understood from the appellant's submissions in writing that it was requesting that the decision under appeal be set aside and that a patent be granted on the basis of the set of claims of a main request or, in the alternative, on the basis of the set of claims of an auxiliary request ("first auxiliary request"), both requests as submitted with the letter dated 18 September 2015.

At the end of the oral proceedings, after deliberation, the board's decision was announced.

VI. Claim 1 of the main request reads as follows:

"A method of controlling a mobile station (202) using a graphical user interface, 'GUI', (302) displayed on a display screen (222) of the mobile station (202), the method comprising:

displaying on the display screen (222):

a main screen (300) of the GUI (302), the main screen (300) comprising an application portion (302) occupying a major portion of the main screen (300),

a mobile station status portion (306) for displaying status information concerning the mobile station (202), and

a plurality of dynamic bars (304), each of said plurality of dynamic bars (304) being associated with one or more applications on the mobile station (202) and being configured to expand and collapse via respectively displaying and removing a drop down or pop-up interface (407) in response to respective user input, at least one of the plurality of dynamic bars being associated with a plurality of applications on the mobile station;

managing information concerning events of said applications;

displaying in each drop down or pop-up interface (407) dynamic preview information concerning one or more new events in the one or more applications, the dynamic preview information being determined dynamically from the information managed by the one or more applications and/or information determined from the managed information;

providing, in the dynamic preview information, an invokable link for invoking a respective application of the one or more applications in response to user input received from input means of the mobile station (202); and

continuously updating the dynamic preview information to be displayed in each drop down or pop-up interface (407) in response to a change in the respective one or more new events in the respective one or more applications."

Claim 1 of the auxiliary request differs from claim 1 of the main request in that in the fifth paragraph the following text is inserted after "being associated with a plurality of applications on the mobile station":

", wherein the one or more applications are associated with their respective dynamic bars (304) according to predetermined logical relationships between the one or more applications, said predetermined logical relationships being contextual relationships based on a manner in which a user of the mobile station may use the one or more applications and/or functional relationships based on functions that may be performed by the one or more applications".

Reasons for the Decision

1. *Procedural matters*
 - 1.1 For the reasons set out in point 2 below, the board concluded that claim 1 of each request did not meet the requirement of Article 84 EPC due to a lack of clarity caused by the amendments to the claims made in response to objections raised in the board's communication.
 - 1.2 The appellant, which was duly summoned, had informed the board that it would not be attending the oral proceedings, and was indeed absent. The oral proceedings were therefore held in the absence of the appellant (Rule 115(2) EPC, Article 15(3) RPBA). In deciding not to attend the oral proceedings, the appellant chose not to make use of the opportunity to comment at them on any of the issues to be discussed (see point III above), but instead chose to rely on the arguments set out in the statement of grounds of appeal and in the letter dated 18 September 2015, which the board duly considered below.
 - 1.3 Under these circumstances, the board was in a position to give a decision which complied with Article 113(1) EPC.
2. *Main request - claim 1 - clarity (Article 84 EPC)*
 - 2.1 Compared to claim 1 filed with the statement of grounds of appeal, claim 1 of the main request has been amended *inter alia* in that, in the fifth paragraph, "displaying ... at least one dynamic bar" has been replaced by "displaying ... a plurality of dynamic bars" and in that "the at least one dynamic bar (304) being associated with one or more applications on the

mobile station (202)" has been replaced by "each of said plurality of dynamic bars (304) being associated with one or more applications on the mobile station (202)". Further, again in the fifth paragraph, the following feature "at least one of the plurality of dynamic bars being associated with a plurality of applications on the mobile station" has been added, whilst in the sixth paragraph, the feature "managing information concerning events of the one or more applications associated with the at least one dynamic bar (304)" has been replaced by "managing information concerning events of said applications" (underlinings added by the board).

In other words, according to the present claim, a plurality of dynamic bars is associated with one or more applications and at least one of the plurality of dynamic bars is associated with a plurality of applications.

2.2 Consequently, in the next paragraph ("managing information concerning events of said applications"), the term "said" in "said applications" may refer either to the "one or more applications" or to the "plurality of applications" referred to in the fifth paragraph. This ambiguity was not present in the previous version of the claim and was introduced by the amendments referred to in point 2.1 above. However, due to this ambiguity, the scope for which protection is sought by the claim is now unclear, as may be illustrated as follows:

2.3 If "said applications" is assumed to refer to the "one or more applications", claim 1 would seek protection inter alia for an embodiment in which a dynamic bar is displayed which is associated with a plurality of

applications, and in which in one of these applications events may occur for which dynamic preview information concerning these events is displayed in the respective drop-down or pop-up interface (cf. claim 1, seventh paragraph). Hence, for the remaining applications associated with this dynamic bar, there need not be any dynamic preview information.

An example of such a dynamic bar is shown in Fig. 10 of the present application, namely the "Entertain" bar 1012, in which only one application ("download") generates events for which dynamic preview information ("5 new games") is displayed in the drop-down or pop-up interface 1014.

- 2.4 If, however, "said applications" is assumed to refer to the "plurality of applications", the above-mentioned embodiment would be excluded, since the claim would require that for the dynamic bar which is associated with the plurality of applications, events in the plurality of the associated applications may occur for which dynamic preview information is displayed.

An example of such a dynamic bar is also given in Fig. 10 of the present application, namely the "Communicate" bar 1004, in which each of the applications generates events for which dynamic preview information is displayed in the drop-down or pop-up interface 1006.

The board therefore concludes that the claim does not clearly define the matter for which protection is sought.

- 2.5 For the above reasons, claim 1 is not clear and, hence, does not meet the requirements of Article 84 EPC.

- 2.6 The main request is therefore not allowable.
3. *Auxiliary request - claim 1 - clarity (Article 84 EPC)*
- 3.1 The additional feature of claim 1 of the auxiliary request (see point VI above) further defines the "one or more applications" but does not overcome the ambiguity caused by the wording "said applications" in the sixth paragraph in connection with "a plurality of applications". Consequently, the reasons set out above in respect of claim 1 of the main request apply, *mutatis mutandis*, to claim 1 of the auxiliary request.
- 3.2 Claim 1 of the auxiliary request thus lacks clarity and, hence, does not meet the requirements of Article 84 EPC.
- 3.3 The auxiliary request is therefore not allowable either.
4. There being no allowable request, it follows that the appeal must be dismissed.

Order

For these reasons it is decided that:

The appeal is dismissed.

The Registrar:

The Chairman:

G. Rauh

F. van der Voort

Internal distribution code:

- (A) [-] Publication in OJ
(B) [-] To Chairmen and Members
(C) [-] To Chairmen
(D) [X] No distribution

**Datasheet for the decision
of 20 October 2015**

Case Number: T 2036/11 - 3.5.03

Application Number: 06125884.4

Publication Number: 1768359

IPC: H04M1/247, G06F3/048

Language of the proceedings: EN

Title of invention:

Dynamic bar oriented user interface for a device having a status bar displaying status information concerning the device

Applicant:

BlackBerry Limited

Headword:

User interface/BLACKBERRY

Relevant legal provisions:

EPC Art. 84, 113(1)

EPC R. 115(2)

RPBA Art. 15(3)

Keyword:

Claims - clarity (no)

Oral proceedings - non-attendance of party

Decisions cited:

Catchword:



**Beschwerdekammern
Boards of Appeal
Chambres de recours**

European Patent Office
D-80298 MUNICH
GERMANY
Tel. +49 (0) 89 2399-0
Fax +49 (0) 89 2399-4465

Case Number: T 2036/11 - 3.5.03

D E C I S I O N
of Technical Board of Appeal 3.5.03
of 20 October 2015

Appellant: BlackBerry Limited
(Applicant) 2200 University Avenue East
Waterloo, ON N2K 0A7 (CA)

Representative: Finnie, Peter John
Gill Jennings & Every LLP
The Broadgate Tower
20 Primrose Street
London EC2A 2ES (GB)

Decision under appeal: Decision of the Examining Division of the
European Patent Office posted on 13 April 2011
refusing European patent application
No. 06125884.4 pursuant to Article 97(2) EPC.

Composition of the Board:

Chairman F. van der Voort
Members: B. Noll
P. Guntz

Summary of Facts and Submissions

- I. This appeal is against the decision of the examining division refusing European patent application No. 06125884.4 (publication No. EP 1 768 359 A2).
- II. With the statement of grounds of appeal, the appellant filed a single set of claims and implicitly requested that the decision under appeal be set aside and that a patent be granted on the basis of this set of claims. Oral proceedings were conditionally requested.
- III. In a communication accompanying a summons to oral proceedings, the board drew the appellant's attention to issues to be discussed at the oral proceedings, in particular inventive step of the subject-matter of claim 1 (Articles 52(1) and 56 EPC). The board further drew the appellant's attention to the fact that if amended claims were filed in response to the communication, *inter alia* the question of whether or not they complied with the requirements of Article 84 EPC would have to be discussed in the oral proceedings.
- IV. With a letter dated 18 September 2015, the appellant filed, by way of replacement, sets of claims of a main request and a first auxiliary request.

With a further submission dated 16 October 2015, the appellant informed the board that it would not be attending the oral proceedings. Further, it asked "for a Decision in accordance with the current state of the file".
- V. Oral proceedings were held on 20 October 2015 in the absence of the appellant.

The board understood from the appellant's submissions in writing that it was requesting that the decision under appeal be set aside and that a patent be granted on the basis of the set of claims of a main request or, in the alternative, on the basis of the set of claims of an auxiliary request ("first auxiliary request"), both requests as submitted with the letter dated 18 September 2015.

At the end of the oral proceedings, after deliberation, the board's decision was announced.

VI. Claim 1 of the main request reads as follows:

"A method of controlling a mobile station (202) using a graphical user interface, 'GUI', (302) displayed on a display screen (222) of the mobile station (202), the method comprising:

displaying on the display screen (222):

a main screen (300) of the GUI (302), the main screen (300) comprising an application portion (302) occupying a major portion of the main screen (300),

a mobile station status portion (306) for displaying status information concerning the mobile station (202), and

a plurality of dynamic bars (304), each of said plurality of dynamic bars (304) being associated with one or more applications on the mobile station (202) and being configured to expand and collapse via respectively displaying and removing a drop down or pop-up interface (407) in response to respective user input, at least one of the plurality of dynamic bars being associated with a plurality of applications on the mobile station;

managing information concerning events of said applications;

displaying in each drop down or pop-up interface (407) dynamic preview information concerning one or more new events in the one or more applications, the dynamic preview information being determined dynamically from the information managed by the one or more applications and/or information determined from the managed information;

providing, in the dynamic preview information, an invokable link for invoking a respective application of the one or more applications in response to user input received from input means of the mobile station (202); and

continuously updating the dynamic preview information to be displayed in each drop down or pop-up interface (407) in response to a change in the respective one or more new events in the respective one or more applications."

Claim 1 of the auxiliary request differs from claim 1 of the main request in that in the fifth paragraph the following text is inserted after "being associated with a plurality of applications on the mobile station":

", wherein the one or more applications are associated with their respective dynamic bars (304) according to predetermined logical relationships between the one or more applications, said predetermined logical relationships being contextual relationships based on a manner in which a user of the mobile station may use the one or more applications and/or functional relationships based on functions that may be performed by the one or more applications".

Reasons for the Decision

1. *Procedural matters*
 - 1.1 For the reasons set out in point 2 below, the board concluded that claim 1 of each request did not meet the requirement of Article 84 EPC due to a lack of clarity caused by the amendments to the claims made in response to objections raised in the board's communication.
 - 1.2 The appellant, which was duly summoned, had informed the board that it would not be attending the oral proceedings, and was indeed absent. The oral proceedings were therefore held in the absence of the appellant (Rule 115(2) EPC, Article 15(3) RPBA). In deciding not to attend the oral proceedings, the appellant chose not to make use of the opportunity to comment at them on any of the issues to be discussed (see point III above), but instead chose to rely on the arguments set out in the statement of grounds of appeal and in the letter dated 18 September 2015, which the board duly considered below.
 - 1.3 Under these circumstances, the board was in a position to give a decision which complied with Article 113(1) EPC.
2. *Main request - claim 1 - clarity (Article 84 EPC)*
 - 2.1 Compared to claim 1 filed with the statement of grounds of appeal, claim 1 of the main request has been amended *inter alia* in that, in the fifth paragraph, "displaying ... at least one dynamic bar" has been replaced by "displaying ... a plurality of dynamic bars" and in that "the at least one dynamic bar (304) being associated with one or more applications on the

mobile station (202)" has been replaced by "each of said plurality of dynamic bars (304) being associated with one or more applications on the mobile station (202)". Further, again in the fifth paragraph, the following feature "at least one of the plurality of dynamic bars being associated with a plurality of applications on the mobile station" has been added, whilst in the sixth paragraph, the feature "managing information concerning events of the one or more applications associated with the at least one dynamic bar (304)" has been replaced by "managing information concerning events of said applications" (underlinings added by the board).

In other words, according to the present claim, a plurality of dynamic bars is associated with one or more applications and at least one of the plurality of dynamic bars is associated with a plurality of applications.

2.2 Consequently, in the next paragraph ("managing information concerning events of said applications"), the term "said" in "said applications" may refer either to the "one or more applications" or to the "plurality of applications" referred to in the fifth paragraph. This ambiguity was not present in the previous version of the claim and was introduced by the amendments referred to in point 2.1 above. However, due to this ambiguity, the scope for which protection is sought by the claim is now unclear, as may be illustrated as follows:

2.3 If "said applications" is assumed to refer to the "one or more applications", claim 1 would seek protection inter alia for an embodiment in which a dynamic bar is displayed which is associated with a plurality of

applications, and in which in one of these applications events may occur for which dynamic preview information concerning these events is displayed in the respective drop-down or pop-up interface (cf. claim 1, seventh paragraph). Hence, for the remaining applications associated with this dynamic bar, there need not be any dynamic preview information.

An example of such a dynamic bar is shown in Fig. 10 of the present application, namely the "Entertain" bar 1012, in which only one application ("download") generates events for which dynamic preview information ("5 new games") is displayed in the drop-down or pop-up interface 1014.

- 2.4 If, however, "said applications" is assumed to refer to the "plurality of applications", the above-mentioned embodiment would be excluded, since the claim would require that for the dynamic bar which is associated with the plurality of applications, events in the plurality of the associated applications may occur for which dynamic preview information is displayed.

An example of such a dynamic bar is also given in Fig. 10 of the present application, namely the "Communicate" bar 1004, in which each of the applications generates events for which dynamic preview information is displayed in the drop-down or pop-up interface 1006.

The board therefore concludes that the claim does not clearly define the matter for which protection is sought.

- 2.5 For the above reasons, claim 1 is not clear and, hence, does not meet the requirements of Article 84 EPC.

- 2.6 The main request is therefore not allowable.
3. *Auxiliary request - claim 1 - clarity (Article 84 EPC)*
- 3.1 The additional feature of claim 1 of the auxiliary request (see point VI above) further defines the "one or more applications" but does not overcome the ambiguity caused by the wording "said applications" in the sixth paragraph in connection with "a plurality of applications". Consequently, the reasons set out above in respect of claim 1 of the main request apply, *mutatis mutandis*, to claim 1 of the auxiliary request.
- 3.2 Claim 1 of the auxiliary request thus lacks clarity and, hence, does not meet the requirements of Article 84 EPC.
- 3.3 The auxiliary request is therefore not allowable either.
4. There being no allowable request, it follows that the appeal must be dismissed.

Order

For these reasons it is decided that:

The appeal is dismissed.

The Registrar:

The Chairman:

G. Rauh

F. van der Voort



Beschwerdekammern
Boards of Appeal
Chambres de recours

European Patent Office
80298 MUNICH
GERMANY
Tel. +49 (0)89 2399-0
Fax +49 (0)89 2399-4465



Finnie, Peter John
Gill Jennings & Every LLP
The Broadgate Tower
20 Primrose Street
London EC2A 2ES
ROYAUME UNI

Datum/Date
24.11.15

Zeichen/Reference/Référence PJF11074EP1	APPR	Anmeldung Nr./Application No./Demande n°/Patent Nr./Patent No./Brevet n° 06125884 / 1768359
Anmelder/Applicant/Demandeur//Patentinhaber/Proprietor/Titulaire BlackBerry Limited		

Appeal number: **T2036/11-3.5.03**

Please find enclosed a copy of the decision dated 20.10.15.

The Registrar M. H. A. Patin
Tel.: 089 / 2399 - 3531



Annex(es): Acknowledgement of receipt - EPO Form 3936

Registered letter with advice of delivery



Europäisches
Patentamt
European
Patent Office
Office européen
des brevets

Beschwerdekammern
Boards of Appeal
Chambres de recours

European Patent Office
80298 MUNICH
GERMANY
Tel. +49 (0)89 2399-0
Fax +49 (0)89 2399-4465



Finnie, Peter John
Gill Jennings & Every LLP
The Broadgate Tower
20 Primrose Street
London EC2A 2ES
ROYAUME UNI

Datum/Date
24.11.15

Zeichen/Reference/Référence PJF11074EP1	APPR	Anmeldung Nr./Application No./Demande n°/Patent Nr./Patent No./Brevet n° 06125884 / 1768359
Anmelder/Applicant/Demandeur//Patentinhaber/Proprietor/Titulaire BlackBerry Limited		

Appeal number: **T2036/11-3.5.03**

Please find enclosed a copy of the decision dated 20.10.15.

The Registrar M. H. A. Patin
Tel.: 089 / 2399 - 3531



Annex(es): Acknowledgement of receipt - EPO Form 3936

Registered letter with advice of delivery



Europäisches
Patentamt
European
Patent Office
Office européen
des brevets

**Beschwerdekammern
Boards of Appeal
Chambres de recours**

European Patent Office
80298 MUNICH
GERMANY
Tel. +49 (0)89 2399-0
Fax +49 (0)89 2399-4465



Finnie, Peter John
Gill Jennings & Every LLP
The Broadgate Tower
20 Primrose Street
London EC2A 2ES
ROYAUME UNI

Datum/Date
26.10.15

Zeichen/Reference/Référence PJF11074EP1	APPR	Anmeldung Nr./Application No./Demande n°//Patent Nr./Patent No./Brevet n° 06125884 / 1768359
Anmelder/Applicant/Demandeur//Patentinhaber/Proprietor/Titulaire BlackBerry Limited		

Appeal number:

T2036/11-3.5.03

Please find enclosed a copy of the minutes of the oral proceedings
of 20.10.15.

The Registrar G. Rauh
Tel.: 089 / 2399 - 3531



Annex(es):

Registered letter



**Beschwerdekammern
Boards of Appeal
Chambres de recours**

European Patent
Office
D-80298 MUNICH
GERMANY
Tel. +49 (0) 89 2399-0
Fax +49 (0) 89
2399-4465

Appeal number

T2036/11-3.5.03

Application No.: 06125884.4
Applicant: BlackBerry Limited

Minutes of the oral proceedings

of 20 October 2015

Composition of the Board:

Chairman: F. van der Voort
Members: B. Noll
P. Guntz

Start of oral proceedings:

09:20 hours

End of oral proceedings:

10:20 hours

Present on behalf of the appellant: no one, as announced by letter dated 16 October 2015.

The Chairman declared the oral proceedings open.
He summarised the relevant facts as appearing from the file.

The appellant had requested in writing that the decision under appeal be set aside and that a patent be granted on the basis of the main request or, in the alternative, of the ("first") auxiliary request, submitted under cover of the letter dated 18 September 2015.



Beschwerdekammern
Boards of Appeal
Chambres de recours

European Patent
Office
D-80298 MUNICH
GERMANY
Tel. +49 (0) 89 2399-0
Fax +49 (0) 89
2399-4465

Appeal number

T2036/11-3.5.03

After deliberation by the Board, the following decision was given:

The appeal is dismissed.

The Chairman then closed the oral proceedings.

The Minute Writer:


P. Guntz

The Chairman:


F. van der Voort





Acknowledgement of receipt

We hereby acknowledge receipt of the following subsequently filed document(s):

Submission number	3843943	
Application number	EP06125884.4	
Date of receipt	16 October 2015	
Receiving Office	European Patent Office, The Hague	
Your reference	PJF11074EP1	
Applicant	All applicants as on file	
Documents submitted	package-data.xml epf1038.pdf (1 p.)	ep-sfd-request.xml ORAL-1.pdf\PJF11074EP1 - Letter.pdf (1 p.)
Submitted by	CN=Ruth Walker 36693	
Method of submission	Online	
Date and time receipt generated	16 October 2015, 12:42 (CEST)	
Message Digest	0C:63:F8:ED:18:CB:B2:50:70:54:EB:0F:62:11:6B:77:97:5E:A7:06	

Correction by the EPO of errors in debit instructions filed by eOLF

Errors in debit instructions filed by eOLF that are caused by the editing of Form 1038E entries or the continued use of outdated software (all forms) may be corrected automatically by the EPO, leaving the payment date unchanged (see decision T 152/82, OJ EPO 1984, 301 and point 6.3 ff ADA, Supplement to OJ EPO 10/2007).

/European Patent Office/



Letter accompanying subsequently filed items

Representative:

Ms. Ruth WALKER
Gill Jennings & Every LLP
The Broadgate Tower
20 Primrose Street
London EC2A 2ES
United Kingdom

Phone: +44 20 7655 8500
Fax: +44 20 7655 8501
E-mail: ruth.walker@gje.com

80298 Munich
Germany
Tel. +49(0)89 2399-0 | Fax -4465

P.O. Box 5818
NL-2280 HV Rijswijk
Netherlands
Tel. +31(0)70 340-2040 | Fax -3016

10958 Berlin
Germany
Tel. +49(0)30 25901-0 | Fax -840

The document(s) listed below is (are) subsequently filed documents pertaining to the following application:

Application number

06125884.4

Applicant's or representative's reference

PJF11074EP1

	Description of document	Original file name	Assigned file name
1	Letter dealing with Oral proceedings	PJF11074EP1 - Letter.pdf	ORAL-1.pdf

Signatures

Place: London, UK
Date: 16 October 2015
Signed by: Ruth Walker 36693
Representative name: Ruth WALKER
Capacity: (Representative)

PJF11074EP1



Gill Jennings & Every LLP
INTELLECTUAL PROPERTY

European Patent Attorneys
European Trade Mark Attorneys

Gill Jennings & Every LLP
The Broadgate Tower
20 Primrose Street
London
EC2A 2ES

16 October 2015

European Patent Office
Bob-van-Bentham-Platz 1
80469 München
Germany

T +44 (0)20 7655 8500
F +44 (0)20 7655 8501
www.gje.com
gje@gje.com

Also at Munich

BY ELECTRONIC FILING

Dear Sirs

European Patent Application No. 06125884.4
BlackBerry Limited
GJE Ref: PJF11074EP1

We are writing to advise that we have been instructed not to attend the Oral Proceedings scheduled for 20 October 2015. We are therefore withdrawing our request for a Hearing in respect of this matter and ask for a Decision in accordance with the current state of the file.

Yours faithfully
GILL JENNINGS & EVERY LLP
Ruth WALKER

PJF/RXW

Gill Jennings & Every LLP is registered in England and Wales as a Limited Liability Partnership of European patent and trade mark attorneys.
A list of partners is available from our registered office. Registered No. OC313165. Regulated by IPReg.
Registered Office: The Broadgate Tower, 20 Primrose Street, London EC2A 2ES, UK



**Beschwerdekammern
Boards of Appeal
Chambres de recours**

European Patent Office
80298 MUNICH
GERMANY
Tel. +49 (0)89 2399-0
Fax +49 (0)89 2399-4465



Finnie, Peter John
Gill Jennings & Every LLP
The Broadgate Tower
20 Primrose Street
London EC2A 2ES
ROYAUME UNI

Date
06.10.15

Zeichen/Reference/Référence	Anmeldung Nr./Application No./Demande n°/Patent Nr./Patent No./Brevet n°
PJF11074EP1 APPR	06125884 / 1768359
Anmelder/Applicant/Demandeur//Patentinhaber/Proprietor/Titulaire	
BlackBerry Limited	

Appeal number:

T2036/11-3.5.03

Change of oral proceedings

1. The oral proceedings appointed for have been cancelled.

2. The oral proceedings appointed for 20.10.15
 have been rescheduled to: 20.10.15 at 09:20.
 will now be in Room No. 0119

The other provisions in the summons of 10.07.15 remain unchanged.

The Registrar G. Rauh
Tel.: 089 / 2399 - 3531

Annex(es): Acknowledgement of receipt - EPO Form 3936

Registered letter ~~with acknowledgment of receipt~~





Europäisches
Patentamt
European
Patent Office
Office européen
des brevets

**Beschwerdekammern
Boards of Appeal
Chambres de recours**

European Patent Office
80298 MUNICH
GERMANY
Tel. +49 (0)89 2399-0
Fax +49 (0)89 2399-4465

Appeal number: T2036/11-3.5.03

Order

Oral proceedings to be held on 20.10.15

are cancelled.

are rescheduled for 20.10.15 at 09:20 hours

Room N° 0119

Munich, 01.10.15

The Chairman F. van der Voort





Acknowledgement of receipt

We hereby acknowledge receipt of the following subsequently filed document(s):

Submission number	3778543	
Application number	EP06125884.4	
Date of receipt	18 September 2015	
Receiving Office	European Patent Office, The Hague	
Your reference	PJF11074EP1	
Applicant	All applicants as on file	
Documents submitted	package-data.xml epf1038.pdf (1 p.) DESC-HWA-1.pdf\PJF11074EP1 - Marked-Up - Description.pdf (2 p.) CLMS-HWA-1.pdf\PJF11074EP1 - Marked-Up - Main Request Claims.pdf (7 p.) CLMS-HWA-2.pdf\PJF11074EP1 - Marked-Up - First Aux Claims.pdf (5 p.)	ep-sfd-request.xml EPLETT-1.pdf\PJF11074EP1 - Letter.pdf (5 p.) DESC-1.pdf\PJF11074EP1 - Clean - Description.pdf (1 p.) CLMS-1.pdf\PJF11074EP1 - Clean - Main Request Claims .pdf (4 p.) CLMS-2.pdf\PJF11074EP1 - Clean - First Aux Request.pdf (4 p.)
Submitted by	CN=Ruth Walker 36693	
Method of submission	Online	
Date and time receipt generated	18 September 2015, 18:58 (CEST)	
Message Digest	1F:B4:7B:B6:9F:B9:B9:52:E8:B5:7A:DD:42:09:D3:E6:05:37:60:16	

Correction by the EPO of errors in debit instructions filed by eOLF

Errors in debit instructions filed by eOLF that are caused by the editing of Form 1038E entries or the continued use of outdated software (all forms) may be corrected automatically by the EPO, leaving the payment date unchanged (see decision T 152/82, OJ EPO 1984, 301 and point 6.3 ff ADA, Supplement to OJ EPO 10/2007).

/European Patent Office/

CLAIMS

1. A method of controlling a mobile station (202) using a graphical user interface, 'GUI', (302) displayed on a display screen (222) of the mobile station (202), the method comprising:
- 5 displaying on the display screen (222):
- a main screen (300) of the GUI (302), the main screen (300) comprising an application portion (302) occupying a major portion of the main screen (300),
 - 10 a mobile station status portion (306) for displaying status information concerning the mobile station (202), and
 - a plurality of dynamic bars (304), each of said plurality of dynamic bars (304) being associated with one or more applications on the mobile station (202) and being configured to expand and collapse via
 - 15 respectively displaying and removing a drop down or pop-up interface (407) in response to respective user input, at least one of the plurality of dynamic bars being associated with a plurality of applications on the mobile station, wherein the one or more applications are associated with their respective dynamic bars (304) according to predetermined logical relationships between the one or more applications, said predetermined logical relationships being contextual relationships based on a manner in which a user of the mobile station may use the one or more applications and/or functional relationships based on functions that may be performed by the one or more applications;
 - 20 managing information concerning events of said applications;
 - displaying in each drop down or pop-up interface (407) dynamic preview information concerning one or more new events in the one or more applications, the dynamic preview information being determined dynamically from the information managed by the one or more applications and/or information
 - 25 determined from the managed information;
 - 30 providing, in the dynamic preview information, an invokable link for invoking a respective application of the one or more applications in response to user input received from input means of the mobile station (202); and

| MAIN-FIRST AUXILIARY REQUEST (MAR1)

2

continuously updating the dynamic preview information to be displayed in each drop down or pop-up interface (407) in response to a change in the respective one or more new events in the respective one or more applications.

5 2. The method of claim 1, wherein at least one of the dynamic bars (304) comprises a label portion (308) and limited dynamic preview information selected from available dynamic preview information concerning the one or more applications.

10 3. The method of claim 2, wherein said at least one of the dynamic bars (304) further comprises one or more application icons, each application icon having displayed adjacent thereto limited dynamic preview information concerning the respective application.

15 4. The method of any one of claims 1 to 3, wherein the limited dynamic preview information comprises one or both of a count of new events and details concerning the one or more new events.

20 5. The method of any one of claims 1 to 4, wherein the dynamic preview information in the drop down or pop-up interface (407) comprises a list of entries concerning at least some of the one or more new events in the one or more applications, at least one of the entries providing the invokable link for invoking the respective one or more applications in response to user input selecting one of the entries in the list.

25

6. The method of 5, wherein the drop down or pop-up interface (407) is configured to display a new event on the main screen (300) in response to user input selecting one of the entries in the list.

30 7. The method of any one of claims 1 to 4, wherein the dynamic preview information in the drop down or pop-up interface (407) comprises a listing of services (604) associated with the at least one dynamic bar (304), each entry in the listing (604) comprising a count (608) of one or more new events associated

MAIN FIRST AUXILIARY REQUEST (MAR1)

3

with the respective service and each service having an invocable link (610) to invoke the associated application user interface for the respective service in response to user input.

5 8. The method of any one of claims 1 to 6, wherein the application portion (302) comprises a plurality of application icons (312) or a list of bars (702), individual icons (312) or bars (702) in the application portion (302) being selectable by the user to invoke the respective application.

10 9. The method of any one of claims 2 to 7, wherein the label portion (308) represents a filter date used as a criterion by a filter applied in dynamically determining the dynamic preview information, wherein the filter date is capable of being changed by the user, wherein in response to a new filter date being provided by the user, the filter is re-applied for the new filter date to dynamically
15 re-determine and update the dynamic preview information, and wherein the label portion (308) is re-displayed in the dynamic bar (304) with a label corresponding to the new filter date.

~~10. The method of any one of claims 1 to 9, wherein the one or more applications are associated with their respective dynamic bars (304) according to predetermined logical relationships between the one or more applications.~~

140. The method of claim ~~10~~ or any of claims 3 to 9 as dependent directly or indirectly on claim 2, wherein the label portion (308) is based on at least one of
25 the predetermined logical relationships.

~~12. The method of claim 10 or 11, wherein the predetermined logical relationships are contextual relationships based on a manner in which a user of the mobile station may use the one or more applications and/or functional relationships based on functions that may be performed by the one or more applications.~~

MAIN-FIRST AUXILIARY REQUEST (MAR1)

4

131. The method of any one of claims 1 to 120, wherein the one or more applications associated with at least one of the dynamic bars (304) are configurable by the user of the mobile station.

5 142. A mobile station (202), comprising:

a display screen (222) for displaying thereon a graphical user interface, 'GUI', (302);

input means for receiving input from a user of the mobile station (202);

means for displaying on the display screen (222) a main screen (300) of

10 the GUI (302), the main screen (300) comprising:

an application portion (302) occupying a major portion of the main screen (300),

a mobile station status portion (306) for displaying status information concerning the mobile station (202), and

15 a plurality of dynamic bars (304) for controlling the operation of the mobile station (202), each of said plurality of dynamic bars (304) being associated with one or more applications on the mobile station (202), and being configured to expand and collapse via respectively displaying and removing a drop down or pop-up interface (407) in response to respective user input, at least one of the plurality of dynamic bars being associated with a plurality of applications on the mobile station;

means for managing information concerning events of said applications;

means for displaying in each drop down or pop-up interface (407)

25 dynamic preview information concerning one or more new events in the one or more applications, the dynamic preview information being determined dynamically from the information managed by the one or more applications and/or information determined from the managed information;

means for providing, in the dynamic preview information, an invokable link for invoking a respective application of the one or more applications in response to user input received from the input means;

30 means for invoking the respective application in response to the user input; and

| MAIN-FIRST AUXILIARY REQUEST (MAR1)

5

means for continuously updating the dynamic preview information to be displayed in each drop down or pop-up interface (407) in response to a change in the respective one or more new events in the respective one or more applications.

5

| 153. A machine-readable medium embodying program code executable by a processor of the mobile station (202) of claims 142 for implementing the method of any one of claims 1 to 131.

MAIN REQUEST (MR)

1

CLAIMS

1. A method of controlling a mobile station (202) using a graphical user interface (GUI) (302) displayed on a display screen (222) of the mobile station (202), the method comprising:
- 5 displaying on the display screen (222):
- _____ a main screen (300) of the GUI (302), the main screen (300) comprising an application portion (302) occupying a major portion of the main screen (300),
 - 10 _____ a mobile station status portion (306) for displaying status information concerning the mobile station (202), and
 - _____ ~~at least one~~ plurality of dynamic bars (304), ~~the at least one~~ each of said plurality of dynamic bars (304) being associated with one or more applications on the mobile station (202); ~~the at least one dynamic bar (304) and~~ being configured to expand and collapse via respectively
 - 15 displaying and removing a drop down or pop-up interface (407) in response to respective user input, at least one of the plurality of dynamic bars being associated with a plurality of applications on the mobile station ~~the drop down or pop-up interface (407) being configured to invoke an application of the one or more applications in response to user input received from input means of the mobile station (202);~~
 - _____ ~~managing information concerning events of the one or more~~ said applications associated with the at least one dynamic bar (304);
 - _____ displaying in ~~the each~~ drop down or pop-up interface (407) dynamic
 - 25 preview information concerning one or more new events in the one or more applications, the dynamic preview information being determined dynamically from the information managed by the one or more applications and/or information determined from the managed information;
 - _____ providing, in the dynamic preview information, an invokable link for
 - 30 invoking a respective application of the one or more applications in response to user input received from input means of the mobile station (202); and

MAIN REQUEST (MR)

2

continuously updating the dynamic preview information to be displayed in ~~the each~~ drop down or pop-up interface (407) in response to a change in the respective one or more new events in the respective one or more applications.

5 | 2. The method of claim 1, wherein ~~the at least one~~ of the dynamic bars (304) comprises a label portion (308) and limited dynamic preview information selected from available dynamic preview information concerning the one or more applications.

10 | 3. The method of claim 2, wherein ~~the said at least one~~ of the dynamic bars (304) further comprises one or more application icons, each application icon having displayed adjacent thereto limited dynamic preview information concerning the respective application.

15 | 4. The method of any one of claims 1 to 3, wherein the limited dynamic preview information ~~in the at least one dynamic bar (304)~~ comprises one or both of a count of new events and details concerning the one or more new events.

20 | 5. The method of any one of claims 1 to 4, wherein the dynamic preview information in the drop down or pop-up interface (407) comprises a list of entries concerning at least some of the one or more new events in the one or more applications, ~~the at least one dynamic bar (304)~~ of the entries providing the invokable link for being configured to invoke the respective one or more applications in response to user input selecting one of the entries in the list.

25 | 6. The method of 5, wherein the drop down or pop-up interface (407) is configured to display a new event on the main screen (300) in response to user input selecting one of the entries in the list.

30 | 7. The method of any one of claims 1 to 4, wherein the dynamic preview information in the drop down or pop-up interface (407) comprises a listing of services (604) associated with the at least one dynamic bar (304), each entry in the listing (604) comprising a count (608) of one or more new events associated

MAIN REQUEST (MR)

3

with the respective service and each service having an invocable link (610) to invoke the associated application user interface for the respective service in response to user input.

5 8. The method of any one of claims 1 to 6, wherein the application portion (302) comprises a plurality of application icons (312) or a list of bars (702), individual icons (312) or bars (702) in the application portion (302) being selectable by the user to invoke the respective application.

10 9. The method of any one of claims 2 to 7, wherein the label portion (308) represents a filter date used as a criterion by a filter applied in dynamically determining the dynamic preview information, wherein the filter date is capable of being changed by the user, wherein in response to a new filter date being provided by the user, the filter is re-applied for the new filter date to dynamically
15 re-determine and update the dynamic preview information, and wherein the label portion (308) is re-displayed in the dynamic bar (304) with a label corresponding to the new filter date.

20 10. The method of any one of claims 1 to 9, wherein the one or more applications are associated with their at least one respective dynamic bars (304) according to predetermined logical relationships between the one or more applications.

25 11. The method of claim 10 as dependent directly or indirectly on claim 2, wherein the label portion (308) is based on at least one of the predetermined logical relationships.

30 12. The method of claim 10 or 11, wherein the predetermined logical relationships are contextual relationships based on a manner in which a user of the mobile station may use the one or more applications and/or functional relationships based on functions that may be performed by the one or more applications.

MAIN REQUEST (MR)

4

13. The method of any one of claims 1 to 12, wherein the one or more applications associated with ~~the~~ at least one of the dynamic bars (304) are configurable by the user of the mobile station.

5 ~~14. The method of any one of claims 1 to 13, wherein the main screen (300) comprises a plurality of dynamic bars (304), each dynamic bar (304) having associated with it respective ones of said one or more applications.~~

10 ~~154. A mobile station (202), comprising:~~
a display screen (222) for displaying thereon a graphical user interface, ~~(GUI)~~ (302);
input means for receiving input from a user of the mobile station (202);
means for displaying on the display screen (222) a main screen (300) of the GUI (302), the main screen (300) comprising:
15 _____an application portion (302) occupying a major portion of the main screen (300),
_____a mobile station status portion (306) for displaying status information concerning the mobile station (202), and
_____at least ~~one~~ plurality of dynamic bars (304) for controlling the
20 operation of the mobile station (202), ~~the at least one~~ each of said plurality of dynamic bars (304) being associated with one or more applications on the mobile station (202), ~~the at least one dynamic bar (304) and~~ being configured to expand and collapse via respectively displaying and removing a drop down or pop-up interface (407) in response to respective
25 user input, at least one of the plurality of dynamic bars being associated with a plurality of applications on the mobile station~~the drop down or pop-up interface (407) being configured to invoke an application of the one or more applications in response to user input received by the input means;~~
means for managing information concerning events of ~~the one or more~~ said applications associated with the at least one dynamic bar (304);
30 means for displaying in ~~the~~ each drop down or pop-up interface (407) dynamic preview information concerning one or more new events in the one or more applications, the dynamic preview information being determined

MAIN REQUEST (MR)

5

dynamically from the information managed by the one or more applications and/or information determined from the managed information;

means for providing, in the dynamic preview information, an invokable link for invoking a respective application of the one or more applications in response to user input received from the input means;

5

_____ means for invoking an ~~the~~ respective application in response to the user input; and

means for continuously updating the dynamic preview information to be displayed in the ~~each~~ drop down or pop-up interface (407) in response to a change in the respective one or more new events in the respective one or more applications.

10

~~16. The mobile station (202) of claim 15, wherein the at least one dynamic bar (304) comprises a label portion (308) and limited dynamic preview information selected from available dynamic preview information concerning the one or more applications.~~

15

~~17. The mobile station (202) of claim 16, wherein the at least one dynamic bar (304) further comprises one or more application icons, each application icon having displayed adjacent thereto limited dynamic preview information concerning the respective application.~~

20

~~18. The mobile station (202) of any one of claims 15 to 17, wherein the dynamic preview information in the at least one dynamic bar (304) comprises one or both of a count of new events and details concerning the one or more new events.~~

25

~~19. The mobile station (202) of any one of claims 15 to 18, wherein the dynamic preview information in the drop down or pop-up interface (407) comprises a list of entries concerning at least some of the one or more new events in the one or more applications, the at least one dynamic bar (304) being configured to invoke the respective one or more applications in response to user input selecting one of the entries in the list.~~

30

MAIN REQUEST (MR)

6

20. The mobile station (202) of 19, wherein the drop-down or pop-up interface (407) is configured to display a new event on the main screen (300) in response to user input selecting one of the entries in the list.

5

21. The mobile station (202) of any one of claims 15 to 18, wherein the dynamic preview information in the drop-down or pop-up interface (407) comprises a listing of services (604) associated with the at least one dynamic bar (304), each entry in the listing (604) comprising a count (608) of one or more new events associated with the respective service and a link (610) to invoke the respective service in response to user input.

10

22. The mobile station (202) of any one of claims 15 to 21, wherein the application portion (302) comprises a plurality of application icons (312) or a list of bars (702), individual icons (312) or bars (702) in the application portion (302) being selectable by the user to invoke the respective application.

15

23. The mobile station (202) of any one of claims 16 to 21, wherein the label portion (308) represents a filter date used as a criterion by a filter applied in dynamically determining the dynamic preview information, wherein the filter date is capable of being changed by the user, wherein in response to a new filter date being provided by the user, the filter is re-applied for the new filter date to dynamically re-determine and update the dynamic preview information, and wherein the label portion (308) is re-displayed in the at least one dynamic bar (304) with a label corresponding to the new filter date.

20

25

24. The mobile station (202) of any one of claims 15 to 23, wherein the one or more applications are associated with the at least one dynamic bar (304) according to predetermined logical relationships between the one or more applications.

30

25. The mobile station (202) of claim 24, wherein label portion (308) is based on at least one of the predetermined logical relationships.

MAIN REQUEST (MR)

7

5 26. ~~The mobile station (202) of claim 24 or 25, wherein the predetermined logical relationships are contextual relationships based on a manner in which a user of the mobile station may use the one or more applications and/or functional relationships based on functions that may be performed by the one or more application.~~

10 27. ~~The mobile station (202) of any one of claims 15 to 26, wherein the one or more applications associated with the at least one dynamic bar (304) are configurable by the user of the mobile station.~~

15 28. ~~The mobile station (202) of any one of claims 15 to 27, wherein the main screen (300) comprises a plurality of dynamic bars (304), each of said dynamic bars (304) being associated with respective ones of said one or more applications.~~

2915. A machine-readable medium embodying program code executable by a processor of the mobile station (202) of any one of claims 15 to 284 for implementing the method of any one of claims 1 to 143.

[0005] There is a demand to have information made available to a user quicker than previously available in order to optimize the control of the wireless device. An application icon or information or text (e.g. name or title) describing the application is generally static and as such is not particularly useful for representing changing information associated with the application activated by the icon. Representing current information to a user via a predominantly iconic GUI is difficult. Further, organizing such information in a useful manner to permit a user to better control the device is also problematic.

[0005a] US2003/142125 discloses a method for displaying a plurality of icons on the display of a mobile terminal. The icons are grouped and sorted according to size, with the groupings and sizes being determined according to context category values determined from compared characteristics.

[0005b] EP1265157 discloses a peripheral interface for displaying information to a user, the interface commanding a significant amount of screen space on a handheld device where the interface obscures the entire screen so that there is no application portion.

[0006] Accordingly, there is a resulting need for a method and apparatus that addresses one or more of these shortcomings.

[0007] Aspects of the invention are set out in the appended claims~~The invention relates to a method, graphical user interface and apparatus for controlling an apparatus.~~

~~**[0008]** In accordance with a first aspect of the invention, there is provided a method of controlling a mobile station using a graphical user interface (GUI) displayed on a display screen of the mobile station, the method comprising: displaying on the display screen a main screen of the GUI, the main screen comprising an application portion occupying a major portion of the main screen, a mobile station status portion for displaying status information concerning the mobile station, and at least one dynamic bar, the at least one dynamic bar being associated with one or more applications on the mobile station, the at least one dynamic bar being configured to expand and collapse via respectively displaying and removing a drop down or pop up interface in response to respective user input; managing information concerning events of the one or more applications associated with the at least one dynamic bar; displaying in the drop down or pop up interface dynamic preview information concerning one or more new events in the one or more applications, the dynamic preview information being determined dynamically from the information managed by the one or more applications and/or information~~

determined from the managed information; providing, in the dynamic preview information an invocable link for invoking a respective application of the one or more applications in response to user input received from input means of the mobile station; and continuously updating the dynamic preview information to be displayed in the drop down or pop up interface in response to a change in the one or more new events in the one or more applications.

[0009] ——— In accordance with a second aspect of the invention, there is provided a mobile station, comprising: a display screen for displaying thereon a graphical user interface (GUI); input means for receiving input from a user of the mobile station; means for displaying on the display screen a main screen of the GUI, the main screen comprising an application portion occupying a major portion of the main screen, a mobile station status portion for displaying status information concerning the mobile station, and at least one dynamic bar for controlling the operation of the mobile station, the at least one dynamic bar being associated with one or more applications on the mobile station, the at least one dynamic bar being configured to expand and collapse via respectively displaying and removing a drop down or pop up interface in response to respective user input; means for managing information concerning events of the one or more applications associated with the at least one dynamic bar; means for displaying in the drop down or pop up interface dynamic preview information concerning one or more new events in the one or more applications, the dynamic preview information being determined dynamically from the information managed by the one or more applications and/or information determined from the managed information; means for providing, in the dynamic preview information, an invocable link for invoking a respective application of the one or more applications in response to user input received from the input means; means for invoking the respective application in response to the user input; and means for continuously updating the dynamic preview information to be displayed in the drop down or pop up interface in response to a change in the one or more new events in the one or more applications.

[0010] ——— These and other aspects will be apparent to persons of ordinary skill in the art including a computer program product such as a machine readable medium storing computer program code executable to perform a method aspect of the invention.

CLAIMS

1. A method of controlling a mobile station (202) using a graphical user interface, 'GUI', (302) displayed on a display screen (222) of the mobile station (202), the method comprising:
- 5 displaying on the display screen (222):
- a main screen (300) of the GUI (302), the main screen (300) comprising an application portion (302) occupying a major portion of the main screen (300),
 - 10 a mobile station status portion (306) for displaying status information concerning the mobile station (202), and
 - a plurality of dynamic bars (304), each of said plurality of dynamic bars (304) being associated with one or more applications on the mobile station (202) and being configured to expand and collapse via
 - 15 respectively displaying and removing a drop down or pop-up interface (407) in response to respective user input, at least one of the plurality of dynamic bars being associated with a plurality of applications on the mobile station, wherein the one or more applications are associated with their respective dynamic bars (304) according to predetermined logical
 - 20 relationships between the one or more applications, said predetermined logical relationships being contextual relationships based on a manner in which a user of the mobile station may use the one or more applications and/or functional relationships based on functions that may be performed by the one or more applications;
 - 25 managing information concerning events of said applications;
 - displaying in each drop down or pop-up interface (407) dynamic preview information concerning one or more new events in the one or more applications, the dynamic preview information being determined dynamically from the information managed by the one or more applications and/or information
 - 30 determined from the managed information;
 - providing, in the dynamic preview information, an invokable link for invoking a respective application of the one or more applications in response to user input received from input means of the mobile station (202); and

FIRST AUXILIARY REQUEST (AR1)

2

continuously updating the dynamic preview information to be displayed in each drop down or pop-up interface (407) in response to a change in the respective one or more new events in the respective one or more applications.

5 2. The method of claim 1, wherein at least one of the dynamic bars (304) comprises a label portion (308) and limited dynamic preview information selected from available dynamic preview information concerning the one or more applications.

10 3. The method of claim 2, wherein said at least one of the dynamic bars (304) further comprises one or more application icons, each application icon having displayed adjacent thereto limited dynamic preview information concerning the respective application.

15 4. The method of any one of claims 1 to 3, wherein the limited dynamic preview information comprises one or both of a count of new events and details concerning the one or more new events.

20 5. The method of any one of claims 1 to 4, wherein the dynamic preview information in the drop down or pop-up interface (407) comprises a list of entries concerning at least some of the one or more new events in the one or more applications, at least one of the entries providing the invokable link for invoking the respective one or more applications in response to user input selecting one of the entries in the list.

25

6. The method of 5, wherein the drop down or pop-up interface (407) is configured to display a new event on the main screen (300) in response to user input selecting one of the entries in the list.

30 7. The method of any one of claims 1 to 4, wherein the dynamic preview information in the drop down or pop-up interface (407) comprises a listing of services (604) associated with the at least one dynamic bar (304), each entry in the listing (604) comprising a count (608) of one or more new events associated

FIRST AUXILIARY REQUEST (AR1)

3

with the respective service and each service having an invocable link (610) to invoke the associated application user interface for the respective service in response to user input.

5 8. The method of any one of claims 1 to 6, wherein the application portion (302) comprises a plurality of application icons (312) or a list of bars (702), individual icons (312) or bars (702) in the application portion (302) being selectable by the user to invoke the respective application.

10 9. The method of any one of claims 2 to 7, wherein the label portion (308) represents a filter date used as a criterion by a filter applied in dynamically determining the dynamic preview information, wherein the filter date is capable of being changed by the user, wherein in response to a new filter date being provided by the user, the filter is re-applied for the new filter date to dynamically
15 re-determine and update the dynamic preview information, and wherein the label portion (308) is re-displayed in the dynamic bar (304) with a label corresponding to the new filter date.

20 10. The method of claim 2 or any of claims 3 to 9 as dependent directly or indirectly on claim 2, wherein the label portion (308) is based on at least one of the predetermined logical relationships.

25 11. The method of any one of claims 1 to 10, wherein the one or more applications associated with at least one of the dynamic bars (304) are configurable by the user of the mobile station.

30 12. A mobile station (202), comprising:
a display screen (222) for displaying thereon a graphical user interface, 'GUI', (302);
input means for receiving input from a user of the mobile station (202);
means for displaying on the display screen (222) a main screen (300) of the GUI (302), the main screen (300) comprising:

FIRST AUXILIARY REQUEST (AR1)

4

an application portion (302) occupying a major portion of the main screen (300),

a mobile station status portion (306) for displaying status information concerning the mobile station (202), and

5 a plurality of dynamic bars (304) for controlling the operation of the mobile station (202), each of said plurality of dynamic bars (304) being associated with one or more applications on the mobile station (202), and being configured to expand and collapse via respectively displaying and removing a drop down or pop-up interface (407) in response to respective user input, at least one of the plurality of dynamic bars being associated with a plurality of applications on the mobile station;

10 means for managing information concerning events of said applications;
means for displaying in each drop down or pop-up interface (407) dynamic preview information concerning one or more new events in the one or more applications, the dynamic preview information being determined dynamically from the information managed by the one or more applications and/or information determined from the managed information;

15 means for providing, in the dynamic preview information, an invokable link for invoking a respective application of the one or more applications in response to user input received from the input means;

20 means for invoking the respective application in response to the user input; and

25 means for continuously updating the dynamic preview information to be displayed in each drop down or pop-up interface (407) in response to a change in the respective one or more new events in the respective one or more applications.

13. A machine-readable medium embodying program code executable by a processor of the mobile station (202) of claims 12 for implementing the method of any one of claims 1 to 11.

MAIN REQUEST (MR)

1

CLAIMS

1. A method of controlling a mobile station (202) using a graphical user interface, 'GUI', (302) displayed on a display screen (222) of the mobile station (202), the method comprising:
- 5 displaying on the display screen (222):
- a main screen (300) of the GUI (302), the main screen (300) comprising an application portion (302) occupying a major portion of the main screen (300),
 - 10 a mobile station status portion (306) for displaying status information concerning the mobile station (202), and
 - a plurality of dynamic bars (304), each of said plurality of dynamic bars (304) being associated with one or more applications on the mobile station (202) and being configured to expand and collapse via
 - 15 respectively displaying and removing a drop down or pop-up interface (407) in response to respective user input, at least one of the plurality of dynamic bars being associated with a plurality of applications on the mobile station;
 - managing information concerning events of said applications;
 - 20 displaying in each drop down or pop-up interface (407) dynamic preview information concerning one or more new events in the one or more applications, the dynamic preview information being determined dynamically from the information managed by the one or more applications and/or information determined from the managed information;
 - 25 providing, in the dynamic preview information, an invokable link for invoking a respective application of the one or more applications in response to user input received from input means of the mobile station (202); and
 - continuously updating the dynamic preview information to be displayed in each drop down or pop-up interface (407) in response to a change in the
 - 30 respective one or more new events in the respective one or more applications.
2. The method of claim 1, wherein at least one of the dynamic bars (304) comprises a label portion (308) and limited dynamic preview information

MAIN REQUEST (MR)

2

selected from available dynamic preview information concerning the one or more applications.

3. The method of claim 2, wherein said at least one of the dynamic bars
5 (304) further comprises one or more application icons, each application icon having displayed adjacent thereto limited dynamic preview information concerning the respective application.

4. The method of any one of claims 1 to 3, wherein the limited dynamic
10 preview information comprises one or both of a count of new events and details concerning the one or more new events.

5. The method of any one of claims 1 to 4, wherein the dynamic preview
15 information in the drop down or pop-up interface (407) comprises a list of entries concerning at least some of the one or more new events in the one or more applications, at least one of the entries providing the invocable link for invoking the respective one or more applications in response to user input selecting one of the entries in the list.

20 6. The method of 5, wherein the drop down or pop-up interface (407) is configured to display a new event on the main screen (300) in response to user input selecting one of the entries in the list.

7. The method of any one of claims 1 to 4, wherein the dynamic preview
25 information in the drop down or pop-up interface (407) comprises a listing of services (604) associated with the at least one dynamic bar (304), each entry in the listing (604) comprising a count (608) of one or more new events associated with the respective service and each service having an invocable link (610) to invoke the associated application user interface for the respective service in
30 response to user input.

8. The method of any one of claims 1 to 6, wherein the application portion (302) comprises a plurality of application icons (312) or a list of bars (702),

MAIN REQUEST (MR)

3

individual icons (312) or bars (702) in the application portion (302) being selectable by the user to invoke the respective application.

9. The method of any one of claims 2 to 7, wherein the label portion (308)
5 represents a filter date used as a criterion by a filter applied in dynamically determining the dynamic preview information, wherein the filter date is capable of being changed by the user, wherein in response to a new filter date being provided by the user, the filter is re-applied for the new filter date to dynamically re-determine and update the dynamic preview information, and wherein the label
10 portion (308) is re-displayed in the dynamic bar (304) with a label corresponding to the new filter date.

10. The method of any one of claims 1 to 9, wherein the one or more applications are associated with their respective dynamic bars (304) according to
15 predetermined logical relationships between the one or more applications.

11. The method of claim 10 as dependent directly or indirectly on claim 2, wherein the label portion (308) is based on at least one of the predetermined logical relationships.
20

12. The method of claim 10 or 11, wherein the predetermined logical relationships are contextual relationships based on a manner in which a user of the mobile station may use the one or more applications and/or functional relationships based on functions that may be performed by the one or more
25 applications.

13. The method of any one of claims 1 to 12, wherein the one or more applications associated with at least one of the dynamic bars (304) are configurable by the user of the mobile station.
30

14. A mobile station (202), comprising:
a display screen (222) for displaying thereon a graphical user interface, 'GUI', (302);

MAIN REQUEST (MR)

4

input means for receiving input from a user of the mobile station (202);

means for displaying on the display screen (222) a main screen (300) of the GUI (302), the main screen (300) comprising:

5 an application portion (302) occupying a major portion of the main screen (300),

a mobile station status portion (306) for displaying status information concerning the mobile station (202), and

10 a plurality of dynamic bars (304) for controlling the operation of the mobile station (202), each of said plurality of dynamic bars (304) being associated with one or more applications on the mobile station (202), and being configured to expand and collapse via respectively displaying and removing a drop down or pop-up interface (407) in response to respective user input, at least one of the plurality of dynamic bars being associated with a plurality of applications on the mobile station;

15 means for managing information concerning events of said applications;

means for displaying in each drop down or pop-up interface (407) dynamic preview information concerning one or more new events in the one or more applications, the dynamic preview information being determined dynamically from the information managed by the one or more applications and/or information determined from the managed information;

20 means for providing, in the dynamic preview information, an invokable link for invoking a respective application of the one or more applications in response to user input received from the input means;

25 means for invoking the respective application in response to the user input; and

means for continuously updating the dynamic preview information to be displayed in each drop down or pop-up interface (407) in response to a change in the respective one or more new events in the respective one or more applications.

30

15. A machine-readable medium embodying program code executable by a processor of the mobile station (202) of claims 14 for implementing the method of any one of claims 1 to 13.

[0005] There is a demand to have information made available to a user quicker than previously available in order to optimize the control of the wireless device. An application icon or information or text (e.g. name or title) describing the application is generally static and as such is not particularly useful for representing changing
5 information associated with the application activated by the icon. Representing current information to a user via a predominantly iconic GUI is difficult. Further, organizing such information in a useful manner to permit a user to better control the device is also problematic.

[0005a] US2003/142125 discloses a method for displaying a plurality of icons on
10 the display of a mobile terminal. The icons are grouped and sorted according to size, with the groupings and sizes being determined according to context category values determined from compared characteristics.

[0005b] EP1265157 discloses a peripheral interface for displaying information to a user, the interface commanding a significant amount of screen space on a handheld device
15 where the interface obscures the entire screen so that there is no application portion.

[0006] Accordingly, there is a resulting need for a method and apparatus that addresses one or more of these shortcomings.

[0007] Aspects of the invention are set out in the appended claims.



Letter accompanying subsequently filed items

Representative:

Ms. Ruth WALKER
Gill Jennings & Every LLP
The Broadgate Tower
20 Primrose Street
London EC2A 2ES
United Kingdom

Phone: +44 20 7655 8500
Fax: +44 20 7655 8501
E-mail: ruth.walker@gje.com

80298 Munich
 Germany
 Tel. +49(0)89 2399-0 | Fax -4465

P.O. Box 5818
 NL-2280 HV Rijswijk
 Netherlands
 Tel. +31(0)70 340-2040 | Fax -3016

10958 Berlin
 Germany
 Tel. +49(0)30 25901-0 | Fax -840

The document(s) listed below is (are) subsequently filed documents pertaining to the following application:

Application number	06125884.4
Applicant's or representative's reference	PJF11074EP1

	Description of document	Original file name	Assigned file name
1	Letter relating to the search and examination procedure	PJF11074EP1 - Letter.pdf	EPLETT-1.pdf
2	Amended description with annotations	PJF11074EP1 - Marked-Up - Description.pdf	DESC-HWA-1.pdf
3	Amended description (clean copy)	PJF11074EP1 - Clean - Description.pdf	DESC-1.pdf
4	Amended claims with annotations	PJF11074EP1 - Marked-Up - Main Request Claims.pdf	CLMS-HWA-1.pdf
5	Amended claims (clean copy)	PJF11074EP1 - Clean - Main Request Claims .pdf	CLMS-1.pdf
6	Amended claims with annotations	PJF11074EP1 - Marked-Up - First Aux Claims.pdf	CLMS-HWA-2.pdf
7	Amended claims (clean copy)	PJF11074EP1 - Clean - First Aux Request.pdf	CLMS-2.pdf

Signatures

Place: **London, UK**
 Date: **18 September 2015**
 Signed by: **Ruth Walker 36693**
 Representative name: **Ruth WALKER**
 Capacity: **(Representative)**

PJF11074EP1



18 September 2015

European Patent Office
Bob-van-Bentham-Platz 1
80469 München
Germany

T +44 (0)20 7655 8500
F +44 (0)20 7655 8501
www.gje.com
gje@gje.com

Also at Munich

BY ELECTRONIC FILING

Dear Sirs

European Patent Application No. 06125884.4
BlackBerry Limited
GJE Ref: PJF11074EP1

Further to the summons dated 10 July 2015, we file amended main request claims 1 to 15 to replace claims 1 to 29 currently on file and amended page 2 to replace pages 2 to 3 currently on file, page 3 being deleted herewith. The amended main request claims are provided both in clean format and showing changes tracked from the claims as originally filed. Amended page 2 is provided both in clean format and showing changes tracked from pages 2 to 3 currently on file.

We also file first auxiliary request claims 1 to 13 to be considered should the Board not be minded to grant the main request. These are provided both in clean format and showing changes tracked from the amended main request claims filed herewith.

MAIN REQUEST

Amendments with respect to the claims as originally filed

Independent method claim 1 of the main request is amended with respect to claim 1 as originally filed to incorporate the subject matter of claim 14 as originally filed, namely that there are a plurality of dynamic bars. Claim 14 as originally filed is deleted and the following claims renumbered accordingly. See also e.g. Figures 10 and 14 as originally filed.

At least one of said plurality of dynamic bars is also now recited to be associated with a plurality of applications on the mobile station. Basis for this amendment is found in e.g. Figures 10 and 14 as originally filed.

Amended claim 1 of the main request further recites providing, in the dynamic preview information, an invokable link. Basis for this amendment is found in e.g. Figure 12 of the application as originally filed.

Independent mobile station claim 14 of the main request (originally 15) is amended to correspond to amended independent method claim 1 of the main request.

Claims 16 to 28 as originally filed are deleted and the following claim of the main request renumbered accordingly.

The dependent claims of the main request are amended according to the amendments made to the independent claims.

The statement of invention is amended in line with the amendments made to the claims.

Inventive Step

Distinguishing technical features of amended claim 1 of the main request with respect to D5 include

*“displaying on the display screen...a plurality of dynamic bars, each of said plurality of dynamic bars being associated with one or more applications on the mobile station and being configured to expand and collapse via respectively displaying and removing a drop down or pop-up interface in response to respective user input, at least one of the plurality of dynamic bars being associated with a plurality of applications on the mobile station;
...displaying in each drop down or pop-up interface (407) dynamic preview information concerning one or more new events in the one or more applications”.*

That is, at least one dynamic bar expands to a drop down or pop-up interface which displays dynamic preview information concerning one or more new events in a plurality of applications.

If, as suggested in the annex to the summons, container/sidebar 1000 of D5 corresponds to a dynamic bar according to claim 1, and enhanced tooltip email window 1020 corresponds to a drop down or pop-up interface according to claim 1, then there is no disclosure in D5 of any enhanced tooltip window displaying dynamic preview information concerning one or more new events in a plurality of applications.

Paragraph 83 of D1 states

“the user interface module 310 provides for user interaction with items 200 hosted in containers 250 displayed on the display device 260. Such interaction serves to call up actionable expanded information or contact windows, namely “enhanced tooltip windows,” that provide further levels of detail beyond that provided by the iconized ticket thumbnail represented by the item 200 hosted in the container 250”.

Each ticket provides information relating to only a single application; see paragraphs 57:

“Exemplary ticket 210 types include, for example, communications contact tickets (i.e., person tickets) as described in further detail below in Section 5.0, email tickets, calendar or scheduling tickets, file system or file folder tickets for watching particular directories or files, stock tickets for watching information relative to particular stocks, database tickets for watching particular databases or parts or summaries of such databases, web page tickets for watching Internet or network web pages or portions thereof, weather tickets for watching or tracking weather information, traffic tickets for watching traffic information for particular locations, etc.”

and 68:

“As noted above, each ticket 210 includes instructions as to which viewer is to be used for displaying the communications contact or information represented by the ticket. For example, one viewer type is capable of displaying contact information, i.e. a “person ticket” as described herein, another is capable of displaying specific email information, such as, for example, a number of messages received, or a number of messages from a particular source or contact, another viewer is designed to interact with a database to provide a summary of particular information from the database in the thumbnail. Further examples of viewer types include viewers capable of displaying still images or video, of processing and displaying the results of a database query, of displaying and interacting with email, extracting and displaying particular elements of a web page, etc. Thus, in one embodiment, the viewer 220 is actually one of a set or library of specialized viewers that are each designed to display particular types of data, contacts, or information”.

A technical effect of at least one dynamic bar expanding to a drop down or pop-up interface which displays dynamic preview information concerning one or more new events in a plurality of applications is that dynamic preview information for a plurality of applications is made accessible to a user from a single dynamic bar.

An objective technical problem solved by the distinguishing technical features noted above is how to improve the efficiency of use of space of a graphical user interface (GUI) of a mobile device when providing access to dynamic preview information concerning one or more new events in a plurality of applications.

This is an important consideration for mobile devices where GUI real estate tends to be extremely limited. As explained previously, claim 1 provides a user with access to multiple levels of information that provide increasing levels of detail such that a small display screen is not cluttered with unimportant detailed information, the user does not need to navigate copious amounts of irrelevant information, and input/output tasks required for accessing applications and information are kept to a minimum.

Since D5 is not primarily concerned with GUIs of mobile devices, it provides no hint to the abovementioned objective technical problem. Further, the ticket viewers and enhanced tooltip windows provided in D5 are specialised for particular applications. The skilled person, starting from D5 with the objective technical problem noted above in mind, would therefore see no hint as to the claimed solution. Accordingly, amended independent method claim 1 of the main request has an inventive step with respect to D5.

Amended independent mobile station claim 14 of the main request has an inventive step with respect to D5 for similar reasons to corresponding amended independent method claim 1 of the main request.

Amended dependent claims 2 to 13 and 15 of the main request have an inventive step with respect to D5 at least by virtue of their dependencies.

FIRST AUXILIARY REQUEST

Amendments with respect to the claims of the main request

Claim 1 of the first auxiliary request is amended to incorporate the subject matter of claim 12 of the main request (as dependent on claim 10 of the main request), namely to specify that *“the one or more applications are associated with their respective dynamic bars according to predetermined logical relationships between the one or more applications, said predetermined logical relationships being contextual relationships based on a manner in which a user of the mobile station may use the one or more applications and/or functional relationships based on functions that may be performed by the one or more applications”*. Claims 10 and 12 of the main request are deleted and the remaining claims of the first auxiliary request renumbered accordingly.

Inventive Step

A further distinguishing technical feature of amended claim 1 of the first auxiliary request with respect to D5 is

“wherein the one or more applications are associated with their respective dynamic bars according to predetermined logical relationships between the one or more applications, said predetermined logical relationships being contextual relationships based on a manner in which a user of the mobile station may use the one or more applications and/or functional relationships based on functions that may be performed by the one or more applications”.

A technical effect of this distinguishing technical feature is that dynamic preview information for a group of applications which the user understands to be logically associated with one another is made accessible to a user from a single dynamic bar.

The distinguishing technical feature noted above contributes further to the solution of the objective technical problem solved by the distinguishing technical features of amended claim 1 of the main request noted above, namely how to improve the efficiency of use of space of a GUI of a mobile device when providing access to dynamic preview information concerning one or more new events in a plurality of applications.

As explained above, this is not a significant problem for the desktop devices D5 focusses on. D5 does not disclose or suggest the problem or its claimed solution. The skilled person, starting from D5 with the objective technical problem noted above in mind, would therefore see no hint as to the claimed solution. Accordingly, amended independent method claim 1 of the first auxiliary request has an inventive step with respect to D5.

Amended independent mobile station claim 12 of the first auxiliary request has an inventive step with respect to D5 for similar reasons to corresponding amended independent method claim 1 of the first auxiliary request.

Amended dependent claims 2 to 11 and 13 of the first auxiliary request have an inventive step with respect to D5 at least by virtue of their dependencies.

Conclusion

All amendments are made without the abandonment of subject-matter and reserving the right to file divisional applications directed to any matter in the application as filed.

Yours faithfully
GILL JENNINGS & EVERY LLP
Ruth WALKER



AIRMAIL Bericht van ontvangst/Handtekening Retour
 Advice of receipt

Designated operator of the Netherlands
 Op kantoor van verzending in te vullen / To complete at office of posting

Kantoor van verzending
 Office of posting

Datum
 Date
 10.07.2015



Geadresseerde van de zending
 Addressee of the item
~~Fleming Peter John~~
~~Giff Jennings & Evely LLP~~
~~The Broadgate Tower~~
~~20 Broadgate Street~~
~~London EC2A 2ES~~
 ROYAL MAIL UNIT

Aard van de zending / Nature of the item

Aangetekend nr. :
 Registered No. of item
 Evt. bedrag en valuta Waarde-
 aangifte/Verzekerd Vervoer
 Opt. insured amount and currency

PD 114769094 NL

Op plaats van bestemming in te vullen / To sign on place of destination

Naam, datum en handtekening
 Name, date and signature

[Signature] SHANNON 16/07/15

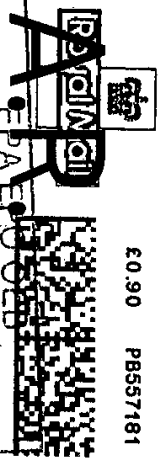
* Afhankelijk van de voorschriften in het land van bestemming wordt het bericht getekend door de geadresseerde of zijn gemachtigde of door de postmedewerker

06125884

UK

16-07-15

€0.90 PB557181



tel: (070)3403060

22-07-2015

Priority/By Airmail
 Mailroom 11

Teruzendenden aan (in te vullen door de afz.) / Return to

Naam of firma
 Name

Straat en huisnummer
 Street and No.

Europäisches Patentamt
 European Patent Office
 Office Européen des Brevets
 PB 5818 - Patentlaan 2
 2280 HV Rijswijk (ZH)

Land
 Country

Niederlande / Netherlands / Pays-Bas

CN-07
 Stempel van kantoor van terugzending
 Stamp office return advice
 20/07



Beschwerdekammern
Boards of Appeal
Chambres de recours

European Patent Office
 80298 MUNICH
 GERMANY
 Tel. +49 (0)89 2399-0
 Fax +49 (0)89 2399-4465



Finnie, Peter John
 Gill Jennings & Every LLP
 The Broadgate Tower
 20 Primrose Street
 London EC2A 2ES
 ROYAUME UNI

Boards of Appeal

The Registry

Name: G. Rauh
 Tel.: 089 / 2399 - 3531

Date: 10.07.15

Zeichen/Reference/Référence PJF11074EP1	APPR	Anmeldung Nr./Application No./Demande n°/Patent Nr./Patent No./Brevet n° 06125884 / 1768359
Anmelder/Applicant/Demandeur/Patentinhaber/Proprietor/Titulaire BlackBerry Limited		

Appeal number:

T2036/11-3.5.03

EPA/EPO/OEB Formblatt/Form/Formulaire: 3011.1 + 3350

Empfangsbescheinigung über den Zugang des vorstehend bezeichneten Schriftstücks
Acknowledgement of receipt of the document specified above
Récépissé du document spécifié ci-dessus

Unter Bezugnahme auf die Mitteilung im ABI. EPA 7/2010, 377 wird gebeten, die Empfangsbescheinigung mit Empfangsdatum und Unterschrift zu versehen und **umgehend** an das EPA zurückzusenden:

With reference to the Notice in OJ EPO 7/2010, 377, you are requested to date and sign the acknowledgement of receipt and return it to the EPO **immediately**:

Conformément au communiqué paru au JO OEB 7/2010, 377, vous êtes prié d'indiquer sur le récépissé la date de réception du document, de signer le récépissé et de le renvoyer **sans délai** à l' OEB:

- über die **Online-Dienste des EPA** (als Anlage zu EPA Form 1038) / **through EPO Online Services** (as annex to EPO Form 1038) / **par les services en ligne de l'OEB** (en tant que pièce jointe au formulaire OEB 1038),
- **per Fax / by fax / par télécopie (+49 (0) 89 2399-4465 or +31 (0)70 340-3016)**
- oder per Post / or by post / ou par courrier

Empfangen am / Received on / Reçu le:

17/07/15

Unterschrift / Signature:

Empfangsberechtigter/authorised recipient/
 le destinataire ou la personne dûment mandatée

Rücksende-Adresse / Return address / Adresse de retour
 (Umschlag / envelope / enveloppe ISO C4 / DL / C6/C5 / C6)

DEUTSCHLAND
 80298 MÜNCHEN
 Europäisches Patentamt

Rücksende-Adresse / Return address / Adresse de retour



FACSIMILE

Date : 17 July 2015
Total pages : 10 [Please advise if not all fully received]
From : Peter Finnie
GJE Ref : PJF11074EP1

To : 00498923994465
Ridout & Maybee

Fax no. : 00 1 416 362 0823

Gill Jennings & Every LLP

European Patent Attorneys
European Trade Mark Attorneys

The Broadgate Tower
20 Primrose Street
London
EC2A 2ES

Tel: +44 (0)20 7655 8500

Fax: +44 (0)20 7655 8501

www.gje.com

European Patent Application No. 06125884.4
BlackBerry Limited
Your Ref: 42783-4431 (BB Ref: 12694-EP-EPD)

The information in this facsimile transmission is intended for the addressee only and may contain confidential information. If you are not the addressee of this fax transmission, please destroy it and notify us as soon as possible.

Gill Jennings & Every LLP is registered in England and Wales as a Limited Liability Partnership. Registered No. 06311165. Regulated by IPReg. Registered Office: The Broadgate Tower, 20 Primrose Street, London EC2A 2ES



Beschwerdekammern
Boards of Appeal
Chambres de recours

European Patent Office
 80298 MUNICH
 GERMANY
 Tel: +49 (0)89 2399-0
 Fax: +49 (0)89 2399-4465



Finnie, Peter John
 Gill Jennings & Every LLP
 The Broadgate Tower
 20 Primrose Street
 London EC2A 2ES
 ROYAUME UNI

Date
 10.07.15

Zeichen/Reference/Référence PJF11074EP1	APPR	Anmeldung Nr./Application No./Demande n°/Patent Nr./Patent No./Brevet n° 06125884 / 1768359
Anmelder/Applicant/Demandeur//Patentinhaber/Proprietor/Titulaire BlackBerry Limited		

Appeal number: **T2036/11-3.5.03**

Summons to oral proceedings pursuant to Rule 115(1) EPC

You are hereby summoned to the oral proceedings concerning the above appeal.
 The proceedings are scheduled to take place

on 20.10.15 at 09:15 hrs in Room 0212

Bob-van-Benthem-Platz 1, 80469 Munich (DE)

The proceedings will be public.

Room 115 is available as a waiting-room.

You are requested to attend outside the appointed room **10 minutes** before the hearing.

Registered letter with advice of delivery



Beschwerdekammern
Boards of Appeal
Chambres de recours

European Patent Office
 80298 MUNICH
 GERMANY
 Tel: +49 (0)89 2399-0
 Fax: +49 (0)89 2399-4465

Appeal number:

T2036/11-3.5.03

You are reminded that

- if a party who has been duly summoned to oral proceedings does not appear, the proceedings may continue without that party (Rule 115(2) EPC).
- oral proceedings will only be postponed at the request of a party for serious reasons (see Notice in Special edition No. 3 OJ EPO 2007, 115).
- as regards filing authorisations for representatives or company employees, see Decision of the President of the EPO dated 12.7.2007 on the filing of authorisations in Special edition No. 3 OJ EPO 2007, 128.
- concerning the language of the proceedings, attention is drawn to Rule 4 EPC. Notice given pursuant to Rule 4(1) EPC before the first instance is not valid in proceedings before the Boards of Appeal.
- According to Rule 103(2) EPC it is possible to obtain a 50% reimbursement of the appeal fee if the appeal is withdrawn under certain circumstances (OJ EPO 2014, A3).

Composition of the Board

Chairman: F. van der Voort
 Member: B. Noll
 Member: P. Guntz

For all urgent communications in connection with the oral proceedings please use only fax No. + 49 (0) 89 2399 3014.

If you are planning not to attend the oral proceedings or if you are aware of any matter that could have a bearing on the appointment of interpreters, you are requested to inform the Board of this, preferably in writing, at the earliest possible opportunity.

The Registrar G. Rauh
 Tel.: 089 / 2399 - 3531

- Annex(es): Confirmation of receipt Form 3936
 Communication pursuant to Article 15(1) of the Rules of Procedure of the Boards of Appeal

Registered letter with advice of delivery





Beschwerdekammern
Boards of Appeal
Chambres de recours

European Patent Office
 D-80298 MUNICH
 GERMANY
 Tel. +49 (0) 89 2399-0
 Fax +49 (0) 89 2399-4465

Appeal number:

T2036/11-3.5.03

Communication of the Board of Appeal pursuant to Article 15(1) of the Rules of Procedure of the Boards of Appeal

The Rapporteur B. Noll



This document: 6 page(s) including this page

Annex(es):

Communication text

A preliminary study of the present appeal has been carried out. The following observations are made without prejudice to the board's final decision.

1. The board understands the appellant to be requesting that the decision under appeal be set aside and that a patent be granted on the basis of a set of claims entitled "Main Request" which was filed together with the statement of grounds of appeal.
2. In the following, reference is made to EP 1 265 157 A2 (D5) as prior art.
3. *Claim 1 - inventive step (Articles 52(1) and 56 EPC)*
 - 3.1 D5 relates to a method of, and system for, providing dynamic access of the user of a mobile device to

T2036/11-3.5.03

information relating to a number of applications executed on a computer device.

The board is at present not convinced by the appellant's argument that D5 is not relevant to the present case solely for the reason that the application is about controlling a mobile station having a relatively small display, whereas D5 is not. D5 refers to various categories of devices including, inter alia, laptop or mobile computer devices, pocket PCs and PDAs (cf. paragraph 28). Further, the size of the screens shown in Figs. 9 or 10 of D5 and the font size of text in these screens are comparable with the screen and font sizes shown in Figs. 6 or 10 of the present application. Therefore, the board is of the preliminary view that the skilled person would consider D5 as relevant prior art as regards problems relating to managing information to be shown on the display of a mobile device.

D5 describes various examples of applications for which information to be displayed on the screen is to be managed: personal communication with a single person (610 in Fig. 6B), services such as on-line weather information (Fig. 7A), and calendar or e-mail services (Figs. 9 and 10). The board considers Figs. 9 and 10 as relating to a single embodiment and will restrict its further considerations to this embodiment.

Access to the dynamic information is provided by so-called "tickets" which are understood by the board as being the icons arranged in container/sidebar 1000 in Fig. 10. The container/sidebar 1000 corresponds to the dynamic bar in claim 1. Further, Fig. 10 of D5 shows a portion (right from the side bar) including icons, which is the application portion in the language of claim 1.

T2036/11-3.5.03

In response to selecting the icon 1010, the container/sidebar 1000 is expanded to an "enhanced tooltip email window" 1020. This window is a drop down or pop up interface in the language of claim 1, since the window 1020 appears on the screen by expanding the container/sidebar 1000 as describe above and disappears from the screen by the user selecting the "x"-button in the right-upper corner so that the expanded container/sidebar collapses to its original size. Further, the information shown in the window 1020 is understood by the board as being "on time", i.e. information relating to e-mail messages is managed such that an up-to-date list of received mails is shown. Also, the information shown in the window 1020 relates to "preview information" to the extent that the originator, subject and receiving date/time of an e-mail is shown. As stated above, this preview information is dynamically determined from the information managed by the corresponding application, i.e. e-mail application such that the preview information is up-to-date. This implies that the dynamic preview information is continuously updated in response to new e-mail messages being received.

Further, the window 1020 in Fig. 10 includes buttons which relate to e-mail functions "reply to sender", "reply to all" and "forward to". These functions are commonly known in conventional e-mail applications. Each of these buttons is therefore a link for invoking an associated application to reply, reply-to-all or to forward a highlighted e-mail. These associated applications are not necessarily the "one or more applications" in the wording of claim 1; rather it is the e-mail application present on the mobile station, which is a respective application of the "one or more applications" in the wording of claim 1. However, these associated applications provide functionalities

T2036/11-3.5.03

implicitly present in the e-mail application to the user when having expanded the container/sidebar 1000.

- 3.2 The method according to claim 1 differs from the embodiment shown in Figs. 9 and 10 of D5 in that (a) the display screen further comprises a mobile station status portion for displaying status information of the mobile device, and (b) that the link provided in the dynamic preview information is for invoking a respective application of the "one or more applications".
- 3.3 The department of first instance disregarded feature (a) from the assessment of inventive step as not being "essential for the claimed invention" and further argued that "formulating a reasonable technical problem is not possible" as regards feature (b) (see points 2.2.1 and 2.2.2 of the reasons of the decision).
- 3.4 However, the board is of the preliminary view that the distinguishing features identified above contribute to solutions of respective partial problems, namely (a) of providing the user of the mobile station with information about the mobile station itself in an appropriate way, and (b) of providing an appropriate application for carrying out the "reply", "reply-to-all" and "forward" functions.
- 3.5 These partial problems do not mutually interrelate and may therefore be considered separately for assessing inventive step.

Regarding the first partial problem (a), the skilled person using common general knowledge in the field of mobile communication devices, would provide visual indicators on certain statuses of the mobile device e.g. the residual battery charge or the instantaneous field strength of the cellular radio communication

T2036/11-3.5.03

system to which the mobile device is registered. These indicators were routinely present on the display of mobile communication devices commercially available before the filing date, and the skilled person would therefore consider including such indicators in the display of D5 without the exercise of inventive skill.

Regarding the second partial problem, the skilled person would consider invoking the e-mail application available on the mobile device itself in response to selecting any of the "reply", "reply-to-all" or "forward" buttons, since the e-mail application provides for an implementation for each of these functionalities. Hence, the skilled person would add feature (b) to the method known from D5 without the exercise of inventive skill.

3.6 As regards the appellant's arguments submitted in the statement of grounds of appeal, the board is presently not convinced that D5 is not concerned with the challenges of (small-size) mobile stations. As stated above (see point 3.1), the board is of the provisional view that D5 encompasses the management of information to be displayed on mobile computer device for devices having a small size screen. Therefore, D5 is a suitable starting point for assessing inventive step of the method of claim 1. Further, the board considers that the features identified in point 3.1 above are disclosed in D5 in relation to a single embodiment, namely the embodiment relating to Figs. 9 and 10.

3.7 The board is therefore of the preliminary view that the skilled person, starting out from D5 and confronted with the partial problems identified above, would arrive at the claimed method without the exercise of inventive skill (Article 52(1) and 56 EPC).

T2036/11-3.5.03

- 3.8 The above considerations apply, *mutatis mutandis*, to independent claims 15 and 19.
4. Regarding further written submissions, the appellant's attention is drawn to Article 13 of the Rules of Procedure of the Boards of Appeal (RPBA) (Supplementary publication - Official Journal EPO 1/2015, p. 40-50).
5. If amended claims are filed, it will be necessary at the oral proceedings to discuss their admissibility, giving due regard to, *inter alia*, Article 13(1) and 13(3) RPBA, and, if the claims are held admissible, the question of whether or not they comply with the requirements of the EPC, in particular Articles 84 and 123(2) EPC and Article 52(1) EPC in combination with Article 56 EPC.
6. Further, the appellant's attention is drawn to Rule 103(2) (a) EPC (OJ EPO 2014, A3) which entered into force on 1 April 2014 and which provides for the possibility of a reimbursement of half of the appeal fee where an appeal is withdrawn at least four weeks before the date of the oral proceedings.



Europäisches
Patentamt
European
Patent Office
Office européen
des brevets

**Beschwerdekammern
Boards of Appeal
Chambres de recours**

European Patent Office
80298 MUNICH
GERMANY
Tel. +49 (0)89 2399-0
Fax +49 (0)89 2399-4465



Finnie, Peter John
Gill Jennings & Every LLP
The Broadgate Tower
20 Primrose Street
London EC2A 2ES
ROYAUME UNI

Date
10.07.15

Zeichen/Reference/Référence PJF11074EP1	APPR	Anmeldung Nr./Application No./Demande n°/Patent Nr./Patent No./Brevet n° 06125884 / 1768359
Anmelder/Applicant/Demandeur//Patentinhaber/Proprietor/Titulaire BlackBerry Limited		

Appeal number: **T2036/11-3.5.03**

Summons to oral proceedings pursuant to Rule 115(1) EPC

You are hereby summoned to the oral proceedings concerning the above appeal.
The proceedings are scheduled to take place

on 20.10.15 at 09:15 hrs in Room 0212

Bob-van-Benthem-Platz 1, 80469 Munich (DE)

The proceedings will be public.

Room 115 is available as a waiting-room.

You are requested to attend outside the appointed room **10 minutes** before the hearing.

Registered letter with advice of delivery



Beschwerdekammern
Boards of Appeal
Chambres de recours

European Patent Office
80298 MUNICH
GERMANY
Tel. +49 (0)89 2399-0
Fax +49 (0)89 2399-4465

Appeal number:

T2036/11-3.5.03

You are reminded that

- if a party who has been duly summoned to oral proceedings does not appear, the proceedings may continue without that party (Rule 115(2) EPC).
- oral proceedings will only be postponed at the request of a party for serious reasons (see Notice in Special edition No. 3 OJ EPO 2007, 115).
- as regards filing authorisations for representatives or company employees, see Decision of the President of the EPO dated 12.7.2007 on the filing of authorisations in Special edition No. 3 OJ EPO 2007, 128.
- concerning the language of the proceedings, attention is drawn to Rule 4 EPC. Notice given pursuant to Rule 4(1) EPC before the first instance is not valid in proceedings before the Boards of Appeal.
- According to Rule 103(2) EPC it is possible to obtain a 50% reimbursement of the appeal fee if the appeal is withdrawn under certain circumstances (OJ EPO 2014, A3).

Composition of the Board

Chairman: F. van der Voort
Member: B. Noll
Member: P. Guntz

For all urgent communications in connection with the oral proceedings please use only fax No. + 49 (0) 89 2399 3014.

If you are planning not to attend the oral proceedings or if you are aware of any matter that could have a bearing on the appointment of interpreters, you are requested to inform the Board of this, preferably in writing, at the earliest possible opportunity.

The Registrar G. Rauh
Tel.: 089 / 2399 - 3531



- Annex(es): Confirmation of receipt Form 3936
 Communication pursuant to Article 15(1) of the Rules of Procedure of the Boards of Appeal

Registered letter with advice of delivery



Beschwerdekammern
Boards of Appeal
Chambres de recours

European Patent Office
D-80298 MUNICH
GERMANY
Tel. +49 (0) 89 2399-0
Fax +49 (0) 89 2399-4465

Appeal number:

T2036/11-3.5.03

Communication of the Board of Appeal pursuant to Article 15(1) of the Rules of Procedure of the Boards of Appeal

The Rapporteur B. Noll



This document: 6 page(s) including this page

Annex(es):

Communication text

A preliminary study of the present appeal has been carried out. The following observations are made without prejudice to the board's final decision.

1. The board understands the appellant to be requesting that the decision under appeal be set aside and that a patent be granted on the basis of a set of claims entitled "Main Request" which was filed together with the statement of grounds of appeal.
2. In the following, reference is made to EP 1 265 157 A2 (D5) as prior art.
3. *Claim 1 - inventive step (Articles 52(1) and 56 EPC)*
 - 3.1 D5 relates to a method of, and system for, providing dynamic access of the user of a mobile device to

information relating to a number of applications executed on a computer device.

The board is at present not convinced by the appellant's argument that D5 is not relevant to the present case solely for the reason that the application is about controlling a mobile station having a relatively small display, whereas D5 is not. D5 refers to various categories of devices including, inter alia, laptop or mobile computer devices, pocket PCs and PDAs (cf. paragraph 28). Further, the size of the screens shown in Figs. 9 or 10 of D5 and the font size of text in these screens are comparable with the screen and font sizes shown in Figs. 6 or 10 of the present application. Therefore, the board is of the preliminary view that the skilled person would consider D5 as relevant prior art as regards problems relating to managing information to be shown on the display of a mobile device.

D5 describes various examples of applications for which information to be displayed on the screen is to be managed: personal communication with a single person (610 in Fig. 6B), services such as on-line weather information (Fig. 7A), and calendar or e-mail services (Figs. 9 and 10). The board considers Figs. 9 and 10 as relating to a single embodiment and will restrict its further considerations to this embodiment.

Access to the dynamic information is provided by so-called "tickets" which are understood by the board as being the icons arranged in container/sidebar 1000 in Fig. 10. The container/sidebar 1000 corresponds to the dynamic bar in claim 1. Further, Fig. 10 of D5 shows a portion (right from the side bar) including icons, which is the application portion in the language of claim 1.

In response to selecting the icon 1010, the container/sidebar 1000 is expanded to an "enhanced tooltip email window" 1020. This window is a drop-down or pop-up interface in the language of claim 1, since the window 1020 appears on the screen by expanding the container/sidebar 1000 as describe above and disappears from the screen by the user selecting the "x"-button in the right-upper corner so that the expanded container/sidebar collapses to its original size. Further, the information shown in the window 1020 is understood by the board as being "on time", i.e. information relating to e-mail messages is managed such that an up-to-date list of received mails is shown. Also, the information shown in the window 1020 relates to "preview information" to the extent that the originator, subject and receiving date/time of an e-mail is shown. As stated above, this preview information is dynamically determined from the information managed by the corresponding application, i.e. e-mail application such that the preview information is up-to-date. This implies that the dynamic preview information is continuously updated in response to new e-mail messages being received.

Further, the window 1020 in Fig. 10 includes buttons which relate to e-mail functions "reply to sender", "reply to all" and "forward to". These functions are commonly known in conventional e-mail applications. Each of these buttons is therefore a link for invoking an associated application to reply, reply-to-all or to forward a highlighted e-mail. These associated applications are not necessarily the "one or more applications" in the wording of claim 1; rather it is the e-mail application present on the mobile station, which is a respective application of the "one or more applications" in the wording of claim 1. However, these associated applications provide functionalities

implicitly present in the e-mail application to the user when having expanded the container/sidebar 1000.

- 3.2 The method according to claim 1 differs from the embodiment shown in Figs. 9 and 10 of D5 in that (a) the display screen further comprises a mobile station status portion for displaying status information of the mobile device, and (b) that the link provided in the dynamic preview information is for invoking a respective application of the "one or more applications".
- 3.3 The department of first instance disregarded feature (a) from the assessment of inventive step as not being "essential for the claimed invention" and further argued that "formulating a reasonable technical problem is not possible" as regards feature (b) (see points 2.2.1 and 2.2.2 of the reasons of the decision).
- 3.4 However, the board is of the preliminary view that the distinguishing features identified above contribute to solutions of respective partial problems, namely (a) of providing the user of the mobile station with information about the mobile station itself in an appropriate way, and (b) of providing an appropriate application for carrying out the "reply", "reply-to-all" and "forward" functions.
- 3.5 These partial problems do not mutually interrelate and may therefore be considered separately for assessing inventive step.

Regarding the first partial problem (a), the skilled person using common general knowledge in the field of mobile communication devices, would provide visual indicators on certain statuses of the mobile device e.g. the residual battery charge or the instantaneous field strength of the cellular radio communication

system to which the mobile device is registered. These indicators were routinely present on the display of mobile communication devices commercially available before the filing date, and the skilled person would therefore consider including such indicators in the display of D5 without the exercise of inventive skill.

Regarding the second partial problem, the skilled person would consider invoking the e-mail application available on the mobile device itself in response to selecting any of the "reply", "reply-to-all" or "forward" buttons, since the e-mail application provides for an implementation for each of these functionalities. Hence, the skilled person would add feature (b) to the method known from D5 without the exercise of inventive skill.

3.6 As regards the appellant's arguments submitted in the statement of grounds of appeal, the board is presently not convinced that D5 is not concerned with the challenges of (small-size) mobile stations. As stated above (see point 3.1), the board is of the provisional view that D5 encompasses the management of information to be displayed on mobile computer device for devices having a small size screen. Therefore, D5 is a suitable starting point for assessing inventive step of the method of claim 1. Further, the board considers that the features identified in point 3.1 above are disclosed in D5 in relation to a single embodiment, namely the embodiment relating to Figs. 9 and 10.

3.7 The board is therefore of the preliminary view that the skilled person, starting out from D5 and confronted with the partial problems identified above, would arrive at the claimed method without the exercise of inventive skill (Article 52(1) and 56 EPC).

- 3.8 The above considerations apply, *mutatis mutandis*, to independent claims 15 and 19.
4. Regarding further written submissions, the appellant's attention is drawn to Article 13 of the Rules of Procedure of the Boards of Appeal (RPBA) (Supplementary publication - Official Journal EPO 1/2015, p. 40-50).
5. If amended claims are filed, it will be necessary at the oral proceedings to discuss their admissibility, giving due regard to, *inter alia*, Article 13(1) and 13(3) RPBA, and, if the claims are held admissible, the question of whether or not they comply with the requirements of the EPC, in particular Articles 84 and 123(2) EPC and Article 52(1) EPC in combination with Article 56 EPC.
6. Further, the appellant's attention is drawn to Rule 103(2) (a) EPC (OJ EPO 2014, A3) which entered into force on 1 April 2014 and which provides for the possibility of a reimbursement of half of the appeal fee where an appeal is withdrawn at least four weeks before the date of the oral proceedings.



Europäisches
Patentamt
European
Patent Office
Office européen
des brevets

Beschwerdekammern
Boards of Appeal
Chambres de recours

European Patent Office
80298 MUNICH
GERMANY
Tel. +49 (0)89 2399-0
Fax +49 (0)89 2399-4465

Appeal number:

T2036/11-3.5.03

Order

Oral proceedings are to be held

on 20.10.15

at 09:15 hours

Room N° 0212

Munich 03.07.15



The Chairman F. van der Voort



European Patent Office
80298 MUNICH
GERMANY

Questions about this communication ?
Contact Customer Services at www.epo.org/contact



Finnie, Peter John
Gill Jennings & Every LLP
The Broadgate Tower
20 Primrose Street
London EC2A 2ES
ROYAUME UNI

Date
24.04.15

Reference PJF11074EP1	Application No./Patent No. 06125884.4 - 1972 / 1768359
Applicant/Proprietor BlackBerry Limited	

Communication of amended entries concerning the representative (R. 143(1)(h) EPC)

As requested, for the above-mentioned European patent application / European patent the entries concerning the representative have been amended as follows:

Finnie, Peter John
Gill Jennings & Every LLP
The Broadgate Tower
20 Primrose Street
London EC2A 2ES
GB

The amendment will be recorded in the Register of European Patents.

For the Examining Division





European Patent Office
80298 MUNICH
GERMANY

Questions about this communication ?
Contact Customer Services at www.epo.org/contact



Finnie, Peter John
Gill Jennings & Every LLP
The Broadgate Tower
20 Primrose Street
London EC2A 2ES
ROYAUME UNI

Date
24.04.15

Reference 12694-EP-EPD	Application No./Patent No. 06125884.4 - 1972 / 1768359
Applicant/Proprietor BlackBerry Limited	

Communication of amended entries concerning the representative (R. 143(1)(h) EPC)

As requested, for the above-mentioned European patent application / European patent the entries concerning the representative have been amended as follows:

Finnie, Peter John
Gill Jennings & Every LLP
The Broadgate Tower
20 Primrose Street
London EC2A 2ES
GB

The amendment will be recorded in the Register of European Patents.

For the Examining Division





BARKER BRETTCELL

PATENTS TRADE MARKS COPYRIGHT DESIGNS

Please reply to Birmingham Office
Contact: Mr Binesh Patel
Email: binesh.patel@barkerbrettell.co.uk

European Patent Office
D-80298 München
Germany

BY FAX

Your ref:

Our ref:

10 April 2015

Dear Sir/Madam

Transfer of representation

Effective immediately, we resign representation for the applications listed in the attached schedule.

Please update the register so that Barker Brettell is no longer listed as the professional representative for these applications. The newly appointed representative is:

Peter Finnie
Gill Jennings & Every LLP
The Broadgate Tower
20 Primrose Street
London EC2A 2ES
GB

We request that all further correspondence is sent to the newly appointed representative.

We look forward to confirmation that the register has been updated.

Yours faithfully

**Binesh Patel – Professional Representative
for and on behalf of Barker Brettell LLP**

FILE1-BHAMbbdCase Storage\Miscellaneous\M_36001-M_37000\M_36715_GETransfer_april2015\LTR_EPO_resign_rep_GJE.doc RA

100 HAGLEY ROAD EDGBASTON BIRMINGHAM B16 8QQ ENGLAND TEL: +44 (0)121 456 0000 FAX: +44 (0)121 456 1368
Email: bham@barkerbrettell.co.uk URL: www.barkerbrettell.co.uk
London Southampton Cambridge Malvern Science Park
Barker Brettell LLP is a limited liability partnership registered in England and Wales, registered number OC334393
Registered address: 100 Hagley Road Edgbaston Birmingham B16 8QQ England, where a list of members may be inspected
Regulated by the Intellectual Property Regulation Board
A reference to a partner means a member of Barker Brettell LLP or an employee or consultant of Barker Brettell LLP with equivalent standing and qualifications

Duration: 10.04.2015 12:59:30 - 10.04.2015 13:00:34. This page 2 of 5 was completed at 10.04.2015 12:59:50

Received at the EPO on Apr 10, 2015 13:00:34. Page 2 of 5

2

Application Number	Barker Brettell Reference	New Representative	BlackBerry Reference
04105426.3	BP50943P.EPA	Gill Jennings	12471-EP-EPA
04251091.7	BP50921P.EPA	Gill Jennings	11530-EP-EPA
04253288.7	BP50688P.EPA	Gill Jennings	11975-EP-EPA
05105409.6	BP50879P.EPA	Gill Jennings	30158-EP-EPA
05108546.2	BP51040P.EPA	Gill Jennings	21541-EP-EPA
05109556.0	BP50799P.EPA	Gill Jennings	30247-EP-EPA
05110389.3	BP51241P.EPA	Gill Jennings	21400-EP-EPA
05113104.3	BP51260P.EPA	Gill Jennings	30491-EP-EPA
05772129.2	BP41565P.EPP	Gill Jennings	21628-EP-EPT
06113422.7	BP51226P.EPA	Gill Jennings	30495-EP-EPA
06115278.1	BP51001P.EPA	Gill Jennings	30537-EP-EPA
06117635.0	BP51002P.EPA	Gill Jennings	30267-EP-EPA
06119261.3	BP50782P.EPA	Gill Jennings	31156-EP-EPA
06120154.7	BP51270P.EPA	Gill Jennings	31224-EP-EPA
06121698.2	BP50795P.EPA	Gill Jennings	30249-EP-EPA
06125884.4	BP50853P.EPAD1	Gill Jennings	12694-EP-EPD
06127139.1	BP51157P.EPA	Gill Jennings	30514-EP-EPA
06721845.3	BP41575P.EPP	Gill Jennings	21411-EP-EPT
07102939.1	BP38231P.EPA	Gill Jennings	30560-EP-EPA
07103461.5	BP50723P.EPP	Gill Jennings	31605-EP-EPA
07104303.8	BP51065P.EPA	Gill Jennings	31584-EP-EPA
07106194.9	BP50600P-EPA	Gill Jennings	32087-EP-EPA
07109225.8	BP50711P.EPAD1	Gill Jennings	21013-EP-EPD
07111406.0	BP40089P.EPA	Gill Jennings	31866-EP-EPA
07111873.1	BP40161P.EPA	Gill Jennings	31129-EP-EPA
07113650.1	BP51141P.EPA	Gill Jennings	31969-EP-EPA
07113775.6	BP51144P.EPA	Gill Jennings	31067-EP-EPA
07120520.7	BP51137P.EPA	Gill Jennings	31919-EP-EPA
07719786.1	BP43105P.EPP	Gill Jennings	31082-EP-EPT
08101639.6	BP43074P.EPA	Gill Jennings	33004-EP-EPA
08155746.4	BP43952P.EPA	Gill Jennings	32132-EP-EPA
08163223.4	BP51053P.EPAD1	Gill Jennings	21519-EP-EPD
08164631.7	BP51295P.EPA	Gill Jennings	30811-EP-EPA
08165116.8	BP51146P.EPAD1	Gill Jennings	21283-EP-EPD
08165207.5	BP51297P.EPA	Gill Jennings	31693-EP-EPA
08165298.4	BP51303P.EPA	Gill Jennings	32926-EP-EPA
08167341.0	BP51105P.EPA	Gill Jennings	33696-EP-EPA
08170375.3	BP51106P.EPA	Gill Jennings	32830-EP-EPA



08170378.7	BP51110P.EPA	Gill Jennings	32834-EP-EPA
08170405.8	BP51111P.EPA	Gill Jennings	33172-EP-EPA
08170407.4	BP51112P.EPA	Gill Jennings	33647-EP-EPA
08171651.6	BP5131SP.EPA	Gill Jennings	33440-EP-EPA
08748306.1	BP52344P.EPP	Gill Jennings	32741-3-EP-EPT
08748313.7	BP52343P.EPP	Gill Jennings	32741-2-EP-EPT
08757084.2	BP52348P.EPP	Gill Jennings	32741-7-EP-EPT
08841685.4	BP555960P.EPP	Gill Jennings	32693-EP-EPT
09151849.8	BP48767P.EPP	Gill Jennings	33697-EP-EPA
09152314.2	BP48815P.EPA	Gill Jennings	33144-EP-EPA
09152853.9	BP51368P.EPA	Gill Jennings	34288-EP-EPA
09153366.1	BP48967P.EPA	Gill Jennings	32220-EP-EPA
09153698.7	BP49013P.EPA	Gill Jennings	33558-EP-EPA
09153990.8	BP49033P.EPA	Gill Jennings	33147-EP-EPA
09153998.1	BP49034P.EPA	Gill Jennings	33148-EP-EPA
09154053.4	BP50738P.EPA	Gill Jennings	31550-EP-EPA
09155414.7	BP49327P.EPA	Gill Jennings	34282-EP-EPA
09166894.7	BP50676P.EPP	Gill Jennings	33978-EP-EPA
09169190.7	BP51389P.EPA	Gill Jennings	31018-EP-EPA
09169303.6	BP51397P.EPA	Gill Jennings	31610-EP-EPA
09171332.1	BP51701P.EPP	Gill Jennings	34021-EP-EPA
09172726.3	BP51872P.EPA	Gill Jennings	33804-EP-EPA
09173456.6	BP51963P.EPA	Gill Jennings	34388-EP-EPA
09174565.3	BP52144P.EPA	Gill Jennings	33117-EP-EPA
09177267.3	BP52452P.EPA	Gill Jennings	32783-EP-EPA
09177648.4	BP52488P.EPP	Gill Jennings	33657-EP-EPA
09745342.7	BP54538P.EPP	Gill Jennings	33423-EP-EPT
09761071.1	BP59581P.EPP	Gill Jennings	34374-EP-EPT
09789462.0	BP58611P.EPP	Gill Jennings	34082-EP-EPT
09812585.9	BP45588P.EPP	Gill Jennings	33286-EP-EPT
09820131.2	BP58614P.EPP	Gill Jennings	34131-EP-EPT
09820134.6	BP58800P.EPP	Gill Jennings	34127-EP-EPT
09821456.2	BP59097P.EPP	Gill Jennings	34266-EP-EPT
10153024.4	BP53240P.EPA	Gill Jennings	33919-EP-EPA
10153370.1	BP51001P.EPAD1	Gill Jennings	30537-EP-EPD
10161666.2	BP54745P.EPP	Gill Jennings	32477-EP-EPA
10162222.3	BP54796P.EPA	Gill Jennings	33576-EP-EPA
10162434.4	BP48815P.EPAD1	Gill Jennings	33144-EP-EPD
10165524.9	BP55131P.EPA	Gill Jennings	34031-EP-EPA
10176964.4	BP56678P.EPA	Gill Jennings	33894-EP-EPA



10181395.4	BP50879P.EPAD1	Gill Jennings	30158-EP-EPD
10183277.2	BP50711P.EPAD2	Gill Jennings	21013-EP-EPD[2]
10183277.2	BP50711P.EPAD2	Gill Jennings	21013-EP-EPD[2]
10183597.3	BP50924P.EPAD1	Gill Jennings	11536-EP-EPD
10184983.4	BP51167P.EPPD1	Gill Jennings	30305-EP-EPD
10745759.0	BP57111P.EPP	Gill Jennings	33194-EP-EPT
11155674.2	BP58441P.EPA	Gill Jennings	33963-EP-EPA
11157500.7	BP49626P.EPPD1	Gill Jennings	31933-EP-ETD
11168598.8	BP50261P.EPAD1	Gill Jennings	34056-EP-EPD
11173361.4	BP50880P.EPAD1	Gill Jennings	30157-EP-EPD
11183577.3	BP60883P.EPA	Gill Jennings	34624-EP-EPA
11193107.7	BP48046P.EPPD1	Gill Jennings	30787-EP-ETD
11193823.9	BP51204P.EPAD3	Gill Jennings	32818-EP-EPD[3]
11194905.3	BP51299P.EPAD1	Gill Jennings	32327-EP-EPD
12179062.0	BP45588P.EPPD1	Gill Jennings	33286-EP-ETD
12184642.2	BP50261P.EPAD2	Gill Jennings	34056-EP-EPD[2]
12193195.0	BP51389P.EPAD1	Gill Jennings	31018-EP-EPD
12193256.0	BP51106P.EPAD1	Gill Jennings	32830-EP-EPD
12194378.1	BP41565P.EPPD1	Gill Jennings	21628-EP-ETD
12199768.8	BP51111P.EPAD1	Gill Jennings	33172-EP-EPD
13152648.5	BP51112P.EPAD1	Gill Jennings	33647-EP-EPD
13152924.0	BP51110P.EPAD1	Gill Jennings	32834-EP-EPD
13153281.4	BP51113P.EPAD1	Gill Jennings	32832-EP-EPD
13154299.5	BP51108P.EPAD1	Gill Jennings	33646-EP-EPD
14189051.7	BP51399P.EPPD2	Gill Jennings	32028-EP-ETD[2]



EUROPEAN PATENT CONVENTION

General Authorisation

Attorney's Reference: PJF10163QQ

*I/We
BlackBerry Limited
2200 University Avenue East
Waterloo
N2K 0A7
Canada

hereby authorise

SKONE JAMES, Robert Edmund; JONES, Helen Marjorie Meredith; HALEY, Stephen;
SAMUELS, Lucy Alice; FINNIE, Peter John; JAPPY, John William Graham;
LORD, Michael; CLARKE, Lionel Paul; STEVENS, Fiona

of GILL JENNINGS & EVERY LLP, European Patent Attorneys, of The Broadgate Tower, 20 Primrose Street, London EC2A 2ES, UK (Telephone: +44 (0)20 7655 8500; Fax: +44 (0)20 7655 8501) or their substitute (i.e. sub-authorisation may be given) to represent me/us in all proceedings established by the European Patent Convention and the Patent Cooperation Treaty and to act for me/us in patent transactions and to receive payments on my/our behalf.

Place: Waterloo, ON, Canada

Date: April 8, 2015



Steve Rai
Authorized Signing Officer

* When the Authorisation is given by a natural person, the family name should be indicated before the given name(s)
** When the Authorisation is given by a company, the name and status of the signatory should be typed under the signature
© GJE 2015

Legal OK 



FACSIMILE

Date : 09 April 2015
Total pages : 6 [Please advise if not all fully received]
From : Peter J Finnie
GJE Ref : PJF10163QQ

To : European Patent Office Munich
Fax no. : F:00498923994465

Gill Jennings & Every LLP

European Patent Attorneys
European Trade Mark Attorneys

The Broadgate Tower
20 Primrose Street
London
EC2A 2ES

Tel: +44 (0)20 7655 8500

Fax: +44 (0)20 7655 8501

www.gje.com

European Patent Applications in the name of BlackBerry Limited

The information in this facsimile transmission is intended for the addressee only and may contain confidential information. If you are not the addressee of this fax transmission, please destroy it and notify us as soon as possible.

Gill Jennings & Every LLP is registered in England and Wales as a Limited Liability Partnership. Registered No. 0C313165. Regulated by IPReg. Registered Office: The Broadgate Tower, 20 Primrose Street, London EC2A 2ES



Gill Jennings & Every LLP
INTELLECTUAL PROPERTY

European Patent Attorneys
European Trade Mark Attorneys

9 April 2015

European Patent Office
Bob-van-Bentham-Platz 1
80469 München
Germany

Gill Jennings & Every LLP
The Broadgate Tower
20 Primrose Street
London
EC2A 2ES

T +44 (0)20 7655 8500
F +44 (0)20 7655 8501
www.gje.com
gje@gje.com

Also at Munich

BY FACSIMILE ONLY

Dear Sirs

European Patent Applications in the name of BlackBerry Limited

Please be advised that the representative for the applications on the schedule attached has now been changed to:

FINNIE, Peter John
Gill Jennings & Every LLP
The Broadgate Tower
20 Primrose Street
London
EC2A 2ES (GB)

Telephone No: 020 7655 8500
Facsimile No: 020 7655 8501

Accordingly, we would be grateful if you could update the Register to reflect this change. We would also be grateful if the corresponding references are quoted in all future correspondence in connection with these applications.

A General Authorisation in our favour signed by the Applicant is attached.

Yours faithfully
GILL JENNINGS & EVERY LLP

Peter Finnie

PJF/js

Gill Jennings & Every LLP is registered in England and Wales as a Limited Liability Partnership of European patent and trade mark attorneys.
A list of partners is available from our registered office. Registered No. OC313165. Regulated by IPReg.
Registered Office: The Broadgate Tower, 20 Primrose Street, London EC2A 2ES, UK

Duration: 09.04.2015 21:46:22 - 09.04.2015 21:47:01. This page 2 of 6 was completed at 09.04.2015 21:46:35

Received at the EPO on Apr 09, 2015 21:47:01. Page 2 of 6

IRN	Application No.
PJF11055EP	04251091.7
PJF11071EP1	10183597.3
PJF11072EP	04253288.7
PJF11073EP	04105426.3
PJF11074EP1	06125884.4
PJF11067EP1	07109225.8
PJF11067EP2	10183277.2
PJF11075EP1	08165116.8
PJF11077EP	05110389.3
PJF11076EP	06721845.3
PJF11078EP1	08163223.4
PJF11079EP	05108546.2
PJF11080EP	05772129.2
PJF11080EP1	12194378.1
PJF11081EP1	11173361.4
PJF11082EP	05105409.6
PJF11082EP1	10181395.4
PJF11083EP	05109556.0
PJF11084EP	06121698.2
PJF11085EP	06117635.0
PJF11086EP1	10184983.4
PJF11087EP	05113104.3
PJF11088EP	06113422.7
PJF11089EP	06127139.1
PJF11090EP	06115278.1
PJF11090EP1	10153370.1
PJF11092EP	07102939.1
PJF11093EP1	11193107.7
PJF11094EP	09169190.7
PJF11094EP1	12193195.0
PJF11095EP	07113775.6
PJF11096EP	07719786.1
PJF11097EP	07111873.1
PJF11098EP	06119261.3
PJF11099EP	06120154.7
PJF11100EP	09154053.4
PJF11101EP	07104303.8
PJF11102EP	07103461.5
PJF11103EP	09169303.6
PJF11104EP	07103256.9
PJF11105EP	08165207.5
PJF11106EP	07111406.0
PJF11107EP	07120520.7
PJF11108EP1	11157500.7

IRN	Application No.
PJF11109EP	07113650.1
PJF11110EP	07105496.9
PJF11068EP3	14189051.7
PJF11111EP	07106194.9
PJF11112EP	08155746.4
PJF11113EP	09153366.1
PJF11070EP1	11194905.3
PJF11114EP	10161666.2
PJF11115EP	08841685.4
PJF11116EP	07117683.8
PJF11117EP	08748313.7
PJF11118EP	08748306.1
PJF11119EP	08757084.2
PJF11120EP	09177267.3
PJF11058EP3	11193823.9
PJF11121EP	08170375.3
PJF11121EP1	12193256.0
PJF11122EP1	13153281.4
PJF11123EP	08170378.7
PJF11123EP1	13152924.0
PJF11124EP	08165298.4
PJF11125EP	08101639.6
PJF11126EP	09174565.3
PJF11127EP	09152314.2
PJF11127EP1	10162434.4
PJF11128EP	09153990.8
PJF11129EP	09153998.1
PJF11066EP1	12199768.8
PJF11130EP	10745759.0
PJF11131EP	09710255.2
PJF11132EP	09812585.9
PJF11132EP1	12179062.0
PJF11133EP	09745342.7
PJF11134EP	08171651.6
PJF11059EP	09153698.7
PJF11135EP	10162222.3
PJF11136EP1	13154299.5
PJF11137EP	08170407.4
PJF11137EP1	13152648.5
PJF11138EP	09177648.4
PJF11060EP	08167341.0
PJF11139EP	09151849.8
PJF11140EP	09172726.3

IRN	Application No.
PJF11141EP	10176964.4
PJF11142EP	10153024.4
PJF11143EP	11155674.2
PJF11144EP	09166894.7
PJF11145EP	09171332.1
PJF11146EP	10165524.9
PJF11185EP1	11168598.8
PJF11185EP2	12184642.2
PJF11186EP	09789462.0
PJF11187EP	09820134.6
PJF11188EP	09820131.2
PJF11147EP	09821456.2
PJF11148EP	09155414.7
PJF11149EP	09152853.9
PJF11189EP	09761071.1
PJF11150EP	09173456.6
PJF11151EP	11183577.3
PJF11152EP	12191110.1
PJF11153EP	12191143.2
PJF11154EP	11871478.1
PJF11155EP	12702150.9
PJF11156EP	12178749.3
PJF11157EP	12178754.3
PJF11158EP	12704307.3
PJF11159EP	12735322.5
PJF11160EP	12156964.4
PJF11161EP	12166239.9
PJF11162EP	12196158.5
PJF11190EP	12198759.8
PJF11163EP	12197897.7
PJF11191EP	13153342.4
PJF11164EP	13156474.2
PJF11165EP	13170110.4
PJF11166EP	13168336.9
PJF11168EP	13170136.9
PJF11169EP	13156475.9
PJF11170EP	13156472.6
PJF11173EP	13156473.4
PJF11177EP	14184078.5
PJF11192EP	14182529.9
PJF11179EP	13167947.4
PJF11183EP	14188480.9

Appeal number:

T2036/11-3.5.03

Order

Change of the composition of the Board

compare to order of 21.05.13

1.

Chairman:

F. van der Voort

technically qualified member:

B. Noll

technically qualified member:

legally qualified member:

P. Guntz

legally qualified member:

2. The rapporteur shall be:

B. Noll

3. The additional rapporteur shall be:

4. Reasons:

Change in the business distribution scheme of the board for the current year.

5. Back to the Registry for further action.

Munich,

12.01.15

The Chairman F. van der Voort





European Patent Office
80298 MUNICH
GERMANY
Tel. +49 (0)89 2399 - 0
Fax +49 (0)89 2399 - 4465



Patel, Binesh
Barker Brettell LLP
100 Hagley Road
Edgbaston
Birmingham
B16 8QQ
ROYAUME UNI

**For any questions about
this communication:**
Tel.: +31 (0)70 340 45 00

Date
24.10.13

Reference 1082-0866	Application No./Patent No. 06125884.4 - 1858 / 1768359
Applicant/Proprietor BlackBerry Limited	

Communication

concerning the registration of amendments relating to

- a transfer (R. 22 and 85 EPC)
- entries pertaining to the applicant / the proprietor (R. 143(1)(f) EPC)

As requested, the entries pertaining to the applicant of the above-mentioned European patent application / to the proprietor of the above-mentioned European patent have been amended to the following:

AT BE BG CH CY CZ DE DK EE ES FI FR GB GR HU IE IS IT LI LU MC NL PL
PT RO SE SI SK TR
BlackBerry Limited
2200 University Avenue East
Waterloo, ON N2K 0A7/CA

The registration of the changes has taken effect on 17.10.13.

In the case of a published application / a patent, the change will be recorded in the Register of European Patents and published in the European Patent Bulletin (Section I.12 / II.12).

Your attention is drawn to the fact that, in the case of the registration of a transfer, any automatic debit order only ceases to be effective from the date of its express revocation (cf. point 14(c) of the Arrangements for the automatic debiting procedure, Supplement to OJ EPO 3/2009).

For the Examining Division



**HANNA
MOORE
CURLEY**
EUROPEAN PATENT AND
TRADE MARK ATTORNEYS

13 LOWER LAD LANE, DUBLIN 2, IRELAND

Voice: + 353 1 661 3930

Fax: + 353 1 661 3453

Email: mail@hmc-ip.com

www.hmc-ip.com

HIGH TECHNOLOGY * SOFTWARE

European Patent Office
27 Erhardstrasse
D – 80298 Munich
Germany

By Facsimile – 004989 23994465

17 October 2013

Re: Change of Address of BlackBerry Limited

Dear Sirs,

We hereby request that the address of BlackBerry Limited be changed on ALL of their European Patents and Patent Applications as follows:-

From:
295 Phillip Street
Waterloo, Ontario N2L 3W8
Canada

To:
2200 University Avenue East,
Waterloo, Ontario N2K 0A7
Canada

I look forward to receiving confirmation that this Change of Address has been updated on the European Patent Office Register.

Yours faithfully,



Barry Moore
Professional Representative

Directors: Peter W.D. Hanna BA (Mod), EPA, CPA, RTMA; Barry Moore BSc, MSc, CPhys, EPA, CPA, RTMA; Donnacha Curley BSc (Eng), MSc, EPA, RTMA
Associates: Catherine Hanratty BSc, MSc, EPA, RTMA; Sinead Lucy BSc MSc EPA CPA, RTMA; Conor Boyce, BEng, MEng, CEng, EPA, RTMA; Richard Gillespie, BAI, MSc, EPA;
Technical Assistants: Alan Casey BEng, RTMA; John O'Flaherty BEng
Paralegal Services: Tina Doherty, Dip. Legal Studies; Allison Breen; Barbara Farrell; Derek Healy; Grace Muldowney BSc DipIP;
Accounts: Di (Kitty) Wu, BA, MSc; Mary Doyle; Martina Conneely BComm ACCA; China Office: Yan (Amber) Guo, BA, MSc, ACCA,
A Limited Company Registered in Ireland No. 332738 VAT No: IE 635 2738 A



European Patent Office
80298 MUNICH
GERMANY
Tel. +49 (0)89 2399 - 0
Fax +49 (0)89 2399 - 4465



Patel, Binesh
Barker Brettell LLP
100 Hagley Road
Edgbaston
Birmingham
B16 8QQ
ROYAUME UNI

**For any questions about
this communication:**
Tel.: +31 (0)70 340 45 00

Date	06.08.13
------	----------

Reference 1082-0866	Application No./Patent No. 06125884.4 - 1858 / 1768359
Applicant/Proprietor BlackBerry Limited	

Communication

concerning the registration of amendments relating to

- a transfer (R. 22 and 85 EPC)
- entries pertaining to the applicant / the proprietor (R. 143(1)(f) EPC)

As requested, the entries pertaining to the applicant of the above-mentioned European patent application / to the proprietor of the above-mentioned European patent have been amended to the following:

AT BE BG CH CY CZ DE DK EE ES FI FR GB GR HU IE IS IT LI LU MC NL PL
PT RO SE SI SK TR
BlackBerry Limited
295 Phillip Street
Waterloo ON N2L 3W8/CA

The registration of the changes has taken effect on 19.07.13.

In the case of a published application / a patent, the change will be recorded in the Register of European Patents and published in the European Patent Bulletin (Section I.12 / II.12).

Your attention is drawn to the fact that, in the case of the registration of a transfer, any automatic debit order only ceases to be effective from the date of its express revocation (cf. point 14(c) of the Arrangements for the automatic debiting procedure, Supplement to OJ EPO 3/2009).

For the Examining Division



Client Data Registration Tel.: +49 (0)89 2399 2780
--

HANNA MOORE CURLEY

EUROPEAN PATENT AND
TRADE MARK ATTORNEYS

13 LOWER LAD LANE, DUBLIN 2, IRELAND

Voice: + 353 1 661 3930

Fax: + 353 1 661 3453

Email: mail@hmc-ip.com

www.hmc-ip.com

HIGH TECHNOLOGY • SOFTWARE

European Patent Office
27 Erhardstrasse
D-80298 Munich
Germany

19th July 2013

By fax: 00 49 89 2399 4465 (4 pages)

**Re. CHANGE OF NAME of
Research In Motion Limited
To
BlackBerry Limited**

Dear Sirs,

We hereby request that the name of the Applicant:

Research In Motion Limited

a Canadian company, be changed on **ALL** of their European Applications and Patents to reflect their new name of:

BlackBerry Limited


As evidence of the name change, we enclose a copy of the certificate confirming the effective change issued by the Ministry of Government Services of Ontario, Canada. Please record the name with 2 capital B's namely **BlackBerry Limited.**

We also include a copy of our general authorisation (No. 529060.6) to act on behalf of the Applicant. The named representative currently recorded on each application\patent is not to be changed. We understand that a notice will issue separately on each case confirming that the change has taken place.

If you have any queries or require further clarification please do not hesitate to contact me.

Thank you for your assistance in this matter.

Yours sincerely,



Donnacha Curley
Professional Representative

Directors: Peter W.D. Hanna, BA (Mod), EPA, CPA; Barry Moore, BSc(Hons), MSc, Cplhys. EPA, CPA; Donnacha Curley, BSc (Eng), MSc, EPA
Associate: Catherine Hanratty, BSc, MSc, EPA; Paul Keane, BEng, HDipMicro, EPA; Technical Assistant: Alan Casey, BEng
Paralegal Services: Tina Doherty, Dip. Legal Studies; Amber Guo, BA; Allison Breen; Barbara Farrell
A Limited Company Registered in Ireland No. 332738 VAT No: IE 635 2738 A

- 6. The amendment has been duly authorized as required by sections 168 and 170 (as applicable) of the *Business Corporations Act*.
La modification a été dûment autorisée conformément aux articles 168 et 170 (selon le cas) de la *Loi sur les sociétés par actions*.
- 7. The resolution authorizing the amendment was approved by the shareholders/directors (as applicable) of the corporation on
Les actionnaires ou les administrateurs (selon le cas) de la société ont approuvé la résolution autorisant la modification le

2013, 07, 09

(Year, Month, Day)
(année, mois, jour)

These articles are signed in duplicate.
Les présents statuts sont signés en double exemplaire.

RESEARCH IN MOTION LIMITED

(Print name of corporation from Article 1 on page 1)
(Veuillez écrire le nom de la société de l'article un à la page une).

By/
Par :



ASSISTANT CORPORATE SECRETARY

(Signature)
(Signature)

(Description of Office)
(Fonction)



EPO - Munich
34
1.2. Okt. 2007

1 General authorisation

529060,6

General authorisation No.
(For official use only)

Please forward the original direct to the EPO, Legal Division (Dir. 5.2.4) in Munich.
Please read the attached notes before completing the form.

2 I (We)

Research In Motion Limited
295 Phillip Street
Waterloo, Ontario, Canada
N2L 3W8

Full name
and address
of authoriser(s)

3 do hereby authorise

HANNA, Peter W.D. (72340.3)
MOORE, Barry (126140.3)
CURLEY, Donnachá J. (97812.2)
all of
Hanna, Moore & Curley
13 Lower Lad Lane
Dublin 2
IE

Full name
and address
of authorisee:
professional representative,
legal practitioner, employee,
association of representatives.
Please specify

4 to represent me (us) in all proceedings established by the European Patent Convention and to act for me (us) in all patent transactions.

This authorisation includes the power to receive payments on my (our) behalf.

This authorisation shall also apply to the same extent to any proceedings established by the Patent Cooperation Treaty.

5

Sub-authorisation may be given.

Additional representatives indicated on supplementary sheet.

6

Please return a copy, supplemented by the general authorisation number, to the authoriser.

Place

Jim Batsillie

Name (printed)

09/21/07

Date

CO-CEO

Position within the company

Jim Batsillie

Signature*

7 * The form must bear the personal signature(s) of the authoriser(s). In the case of legal persons, the signature must be that of the person empowered to sign on behalf of the company. If possible, please sign in blue.

LEGAL OK
Dor

EPA/EPO/OEB 1004 07.08 1

Associates: Catherine Hainbury, BSC, MSc, Patent Services, Ltd, Dublin 4, Ireland. Tel: 01 454 5111 Fax: 01 454 5112
A Limited Company Registered in Ireland No. 32 155 914 RSC IE 12 655 2738 A

Appeal number:

T2036/11-3.5.03

Order

Change of the composition of the Board

compare to order of 22.11.11

1.

Chairman:

F. van der Voort

technically qualified member:

B. Noll

technically qualified member:

legally qualified member:

M. Tardo-Dino

legally qualified member:

2. The rapporteur shall be:

B. Noll

3. The additional rapporteur shall be:

4. Reasons:

Change in the business distribution scheme of the board for the current year as from 01.05.13.

5. Back to the Registry for further action.

Munich,

21.05.13

Chairman

F. van der Voort





06125884.4 - 2414 / 1768359

18.04.12

Client Database System (CDS) - clean up.

Application Nr.: 06125884.4

Following clean up action in CDS the entries concerning the **Applicant (01)** have been amended and are now as follows:

AT-BE-BG-CH-CY-CZ-DE-DK-EE-ES-FI-FR-GB-GR-HU-IE-IS-IT-LI-LU-MC-NL-PL-PT-RO-S
E-SI-SK-TR
Research In Motion Limited
295 Phillip Street
Waterloo, ON N2L 3W8/CA

Where appropriate, the Register of European Patents will be updated to show the amended details.

For questions please contact the Client Data Registration department of the European Patent Office in Munich, telephone +49 (0)89 2399 2780.

**HANNA
MOORE
CURLEY**
EUROPEAN PATENT AND
TRADE MARK ATTORNEYS

13 LOWER LAD LANE, DUBLIN 2, IRELAND

Voice: + 353 1 661 3930

Fax: + 353 1 661 3453

Email: mail@hmc-ip.com

www.hmc-ip.com

HIGH TECHNOLOGY • SOFTWARE

M. 17.04.2012

Attention Eric Bihl
European Patent Office
27 Erhardstrasse
D-80298 Munich
Germany

Via facsimile – 0049 89 23994465

17 April 2012

RE: Applications of Research In Motion

Dear Mr Bihl

I write in respect of applications on the EP register in the name of the above applicant. We have noticed discrepancies in the way that the name is recorded on the register. We would be grateful if the Register could be updated to reflect the correct name of the Applicant which is

|| “Research In Motion Limited” as opposed to “Research in Motion Limited”

Please contact the undersigned with any query.

Yours sincerely,

Yours faithfully,

Barry Moore
Professional Representative

Directors: Peter W.D. Hanna, BA (Mod), EPA, CPA; Barry Moore, BSc(Hons), MSc, Cphys, EPA, CPA; Donnacha Curley, BSc (Eng), MSc, EPA
Associate: Catherine Hanratty, BSc, MSc, EPA; Paul Keane, BEng, HDipMicro, EPA; Technical Assistant: Alan Casey, BEng
Patent Legal Services: Fina Doherty, Dip. Legal Studies; Amber Guo, BA; Allison Breen; Barbara Papp
A Limited Company Registered in Ireland No. 332738 VAT No: IE 635 2738 A



EPA / EPO / OEB
D-80298 München
Tel. +49 89 / 2399-0

Europäisches
Patentamt

European
Patent Office

Office européen
des brevets

Fax +49 89 / 2399 - 4465

Beschwerdekammern

Boards of Appeal

Chambres de recours

Appeal number:

T2036/11-3.5.03

Order

1. In accordance with the business distribution scheme of the Technical Boards of Appeal, the following shall hear the above appeal:

Chairman: A. Gelland

technically qualified member: B. Noll

legally qualified member: M. Tardo-Dino

In the case of an extended Board:

technically qualified member: _____

legally qualified member: _____

2. The rapporteur shall be: B. Noll

3. The additional rapporteur shall be: _____

4. Back to the Registry for further action.

PROC

Munich, 22.11.11

Chairman A. S. Gelland





EPA / EPO / OEB
D-80298 München
Tel. +49 89 / 2399-0

Europäisches
Patentamt

European
Patent Office

Office européen
des brevets

Fax +49 89 / 2399 - 4465

Beschwerdekammern

Boards of Appeal

Chambres de recours



Patel, Binesh
Barker Brettell LLP
100 Hagley Road
Edgbaston
Birmingham
B16 8QQ
ROYAUME UNI

Datum/Date

26.09.11

P2500 12 07 / 09/11/09/11

Zeichen/Ref./Réf.
1082-0866

Anmeldung Nr./Application No./Demande n°/Patent Nr./Patent No./Brevet n°.
06125884.4 - 2414 / 1768359

Anmelder/Applicant/Demandeur/Patentinhaber/Proprietor/Titulaire
RESEARCH IN MOTION LIMITED

File number:

T 2036/11-3503

Commencement of Proceedings before the Board of Appeal

The letter dated 17.06.2011 filed by the Applicant against the decision of the European Patent Office of 13.04.2011 has been referred to Board of Appeal 3.5.03 .

The reference number is mentioned above.

Any further communications should be addressed to Directorate-General 3 of the European Patent Office and should quote this reference number.

PROC OPAC

The Registrar Gaby Rauh
Tel.: 089 / 2399 - 3531

Annex:
Registered letter

European patent application No. **06125884.4**

**Appeal - for
immediate attention**

I. Findings

1. Appeal in which **more than one party** is involved (opposition procedure, except when all oppositions have been withdrawn). Refer the case to the Board of Appeal without delay using EPO Form 2703.
2. Appeal in which **only one party** is involved (examination procedure and opposition procedure if all oppositions have been withdrawn).

2.1 Requirements of Article 108 EPC

The **notice of appeal** has been filed within the time limit. yes 21.06.11 no

The **appeal fee** has been paid within the time limit. yes 21.06.11 no

The **statement of grounds** has been filed within the time limit. yes 23.08.11 no

If one of the answers set out above is "no", refer the case to the Board of Appeal without delay using EPO Form 2703. The Board of Appeal decides on the admissibility of the appeal.

2.2 Special cases which have to be referred to the Board of Appeal without delay using EPO Form 2703

- Request for re-establishment of rights into the appeal period (Art. 122 EPC)
- Withdrawal of the appeal
- Expiry of the three-month time limit for Interlocutory revision (Art. 109(2) EPC)
- Request for correction of the appeal (R. 139 EPC)

24-08-2011 Hingel, Wolfgang
 Date Formalities Officer Director/SCAPE (for information)

II. Appeal against the decision of the Formalities Officer

- The appeal is allowable and well-founded. The decision under appeal is rectified (Art. 109(1) EPC). EPO Form 2710 is to be dispatched.
- No request for reimbursement of the appeal fee has been filed.
- A request for reimbursement of the appeal fee has been filed.
- Reimbursement of the appeal fee is ordered (R. 103 EPC).
- The request for reimbursement of the appeal fee cannot be allowed. **Refer the case to the Board of Appeal without delay using Form 2703 (R. 103(2) EPC).**
- The decision under appeal is not rectified. Refer the case to the Board of Appeal without delay using EPO Form 2703 (Art. 109(2) EPC).

.....
 Date Formalities Officer SCAPE (for information)

III. Appeal against the decision of the Examining/Opposition Division

- To the Examining Division To the Opposition Division

24-08-2011 Hingel, Wolfgang
 Date Formalities Officer

To the Formalities Officer

- The appeal is allowable and well-founded. The decision under appeal is rectified (Art. 109(1) EPC). EPO Form 2710 is to be dispatched.
 - No request for reimbursement of the appeal fee has been filed.
 - A request for reimbursement of the appeal fee has been filed.
 - Reimbursement of the appeal fee is ordered (R. 103 EPC).
 - The request for reimbursement of the appeal fee cannot be allowed. **Refer the case to the Board of Appeal without delay using EPO Form 2703 (R. 103(2) EPC).**
- The decision under appeal is not rectified. Refer the case to the Board of Appeal without delay using EPO Form 2703 (Art. 109(2) EPC).

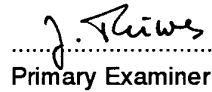
6.9.2011
Date

Examining Division

Opposition Division


Chairman


2nd Examiner


Primary Examiner

Legal Member



Acknowledgement of receipt

We hereby acknowledge receipt of the following subsequently filed document(s):

Submission number	1307192	
Application number	EP06125884.4	
Date of receipt	23 August 2011	
Receiving Office	European Patent Office, The Hague	
Your reference	BP50853P.EPAD1	
Applicant	All applicants as on file	
Documents submitted	package-data.xml epf1038.pdf (1 p.) APPEAL-LETT-1.pdfBP50853P.EPA D1_Grounds of Appeal_230811.pdf (9 p.)	ep-sfd-request.xml CLMS-1.pdfBP50853P.EPAD1_Main Request_230811.pdf (6 p.)
Submitted by	CN=B. Lincoln 16529,O=Barker Brettell LLP,C=GB	
Method of submission	Online	
Date and time receipt generated	23 August 2011, 16:33 (CEST)	
Message Digest	79:A2:FE:78:57:69:31:77:A3:A0:4E:D0:17:33:87:A7:3D:5E:07:FB	

Correction by the EPO of errors in debit instructions filed by eOLF

Errors in debit instructions filed by eOLF that are caused by the editing of Form 1038E entries or the continued use of outdated software (all forms) may be corrected automatically by the EPO, leaving the payment date unchanged (see decision T 152/82, OJ EPO 1984, 301 and point 6.3 ff ADA, Supplement to OJ EPO 10/2007).

/European Patent Office/

Main Request

1. A method of controlling a mobile station (202) using a graphical user interface, GUI, displayed on a display screen (222) of the mobile station (202), the method comprising:

displaying on the display screen (222) a main screen (300) of the GUI, the main screen (300) comprising an application portion (302) occupying a major portion of the main screen (300), a mobile station status portion (306) for displaying status information concerning the mobile station (202), and at least one dynamic bar (304), the at least one dynamic bar (304) being associated with one or more applications on the mobile station (202), the at least one dynamic bar (304) being configured to expand and collapse via respectively displaying and removing a drop down or pop-up interface (407) in response to respective user input;

managing information concerning events of the one or more applications associated with the at least one dynamic bar (304);

displaying in the drop down or pop-up interface (407) dynamic preview information concerning one or more new events in the one or more applications, the dynamic preview information being determined dynamically from the information managed by the one or more applications and/or information determined from the managed information;

providing, in the dynamic preview information an invokable link for invoking a respective application of the one or more applications in response to user input received from input means of the mobile station (202);

and

continuously updating the dynamic preview information to be displayed in the drop down or pop-up interface (407) in response to a change in the one or more new events in the one or more applications.

2. The method of claim 1, wherein the at least one dynamic bar (304) comprises a label portion (308) and limited dynamic preview information selected from available dynamic preview information concerning the one or more applications.
3. The method of claim 2, wherein the at least one dynamic bar (304) further comprises one or more application icons, each application icon having displayed adjacent thereto limited dynamic preview information concerning the respective application.
4. The method of any one of claims 1 to 3, wherein the dynamic preview information in the at least one dynamic bar (304) comprises one or both of a count of new events and details concerning the one or more new events.
5. The method of any one of claims 1 to 4, wherein the dynamic preview information in the drop down or pop-up interface (407) comprises a list of entries concerning at least some of the one or more new events in the one or more applications, at least one of the entries providing the invokable link for invoking the respective one or more applications in response to user input selecting one of the entries in the list.
6. The method of 5, wherein the drop down or pop-up interface (407) is configured to display a new event on the main screen (300) in response to user input selecting one of the entries in the list.
7. The method of any one of claims 1 to 4, wherein the dynamic preview information in the drop down or pop-up interface (407) comprises a listing of services (604) associated with the at least one dynamic bar (304), each entry in the listing (604) comprising a count (608) of one or more new events associated with the respective service and each service having an invokable link (610) to invoke the associated application user interface for the respective service in response to user input.
8. The method of any one of claims 1 to 6, wherein the application portion (302) comprises a plurality of application icons (312) or a list of bars (702), individual icons (312) or bars (702) in the application portion (302) being selectable by the user to invoke the respective application.

9. The method of any one of claims 2 to 7, wherein the label portion (308) represents a filter date used as a criterion by a filter applied in dynamically determining the dynamic preview information, wherein the filter date is capable of being changed by the user, wherein in response to a new filter date being provided by the user, the filter is re-applied for the new filter date to dynamically re-determine and update the dynamic preview information, and wherein the label portion (308) is re-displayed in the dynamic bar (304) with a label corresponding to the new filter date.
10. The method of any one of claims 1 to 9, wherein the one or more applications are associated with the at least one dynamic bar (304) according to predetermined logical relationships between the one or more applications.
11. The method of claim 10, wherein the label portion (308) is based on at least one of the predetermined logical relationships.
12. The method of claim 10 or 11, wherein the predetermined logical relationships are contextual relationships based on a manner in which a user of the mobile station may use the one or more applications and/or functional relationships based on functions that may be performed by the one or more application.
13. The method of any one of claims 1 to 12, wherein the one or more applications associated with the at least one dynamic bar (304) are configurable by the user of the mobile station.
14. The method of any one of claims 1 to 13, wherein the main screen (300) comprises a plurality of dynamic bars (304), each dynamic bar (304) having associated with it respective ones of said one or more applications.
15. A mobile station (202), comprising:
 - a display screen (222) for displaying thereon a graphical user interface, GUI;
 - input means for receiving input from a user of the mobile station (202);

means for displaying on the display screen (222) a main screen (300) of the GUI, the main screen (300) comprising an application portion (302) occupying a major portion of the main screen (300), a mobile station status portion (306) for displaying status information concerning the mobile station (202), and at least one dynamic bar (304) for controlling the operation of the mobile station (202), the at least one dynamic bar (304) being associated with one or more applications on the mobile station (202), the at least one dynamic bar (304) being configured to expand and collapse via respectively displaying and removing a drop down or pop-up interface (407) in response to respective user input,

means for managing information concerning events of the one or more applications associated with the at least one dynamic bar (304);

means for displaying in the drop down or pop-up interface (407) dynamic preview information concerning one or more new events in the one or more applications, the dynamic preview information being determined dynamically from the information managed by the one or more applications and/or information determined from the managed information;

means for providing, in the dynamic preview information, an invokable link for invoking a respective application of the one or more applications in response to user input received from the input means;

means for invoking the respective application in response to the user input; and

means for continuously updating the dynamic preview information to be displayed in the drop down or pop-up interface (407) in response to a change in the one or more new events in the one or more applications.

16. The mobile station (202) of claim 15, wherein the at least one dynamic bar (304) comprises a label portion (308) and limited dynamic preview information selected from available dynamic preview information concerning the one or more applications.

17. The mobile station (202) of claim 16, wherein the at least one dynamic bar (304) further comprises one or more application icons, each application icon having displayed adjacent thereto limited dynamic preview information concerning the respective application.

18. The mobile station (202) of any one of claims 15 to 17, wherein the dynamic preview information in the at least one dynamic bar (304) comprises one or both of a count of new events and details concerning the one or more new events.

19. The mobile station (202) of any one of claims 15 to 18, wherein the dynamic preview information in the drop down or pop-up interface (407) comprises a list of entries concerning at least some of the one or more new events in the one or more applications, at least one of the entries providing the invokable link for invoking the respective one or more applications in response to user input selecting one of the entries in the list.

20. The mobile station (202) of 19, wherein the drop down or pop-up interface (407) is configured to display a new event on the main screen (300) in response to user input selecting one of the entries in the list.

21. The mobile station (202) of any one of claims 15 to 18, wherein the dynamic preview information in the drop down or pop-up interface (407) comprises a listing of services (604) associated with the at least one dynamic bar (304), each entry in the listing (604) comprising a count (608) of one or more new events associated with the respective service and each service having an invokable link (610) to invoke the associated application user interface for the respective service in response to user input.

22. The mobile station (202) of any one of claims 15 to 21, wherein the application portion (302) comprises a plurality of application icons (312) or a list of bars (702), individual icons (312) or bars (702) in the application portion (302) being selectable by the user to invoke the respective application.

23. The mobile station (202) of any one of claims 16 to 21, wherein the label portion (308) represents a filter date used as a criterion by a filter applied in dynamically

determining the dynamic preview information, wherein the filter date is capable of being changed by the user, wherein in response to a new filter date being provided by the user, the filter is re-applied for the new filter date to dynamically re-determine and update the dynamic preview information, and wherein the label portion (308) is re-displayed in the at least one dynamic bar (304) with a label corresponding to the new filter date.

24. The mobile station (202) of any one of claims 15 to 23, wherein the one or more applications are associated with the at least one dynamic bar (304) according to predetermined logical relationships between the one or more applications.

25. The mobile station (202) of claim 24, wherein label portion (308) is based on at least one of the predetermined logical relationships.

26. The mobile station (202) of claim 24 or 25, wherein the predetermined logical relationships are contextual relationships based on a manner in which a user of the mobile station may use the one or more applications and/or functional relationships based on functions that may be performed by the one or more application.

27. The mobile station (202) of any one of claims 15 to 26, wherein the one or more applications associated with the at least one dynamic bar (304) are configurable by the user of the mobile station.

28. The mobile station (202) of any one of claims 15 to 27, wherein the main screen (300) comprises a plurality of dynamic bars (304), each of said dynamic bars (304) being associated with respective ones of said one or more applications.

29. A machine-readable medium embodying program code executable by a processor of the mobile station (202) of any one of claims 15 to 28 for implementing the method of any one of claims 1 to 14.



Letter accompanying subsequently filed items

Sender:

Mr Binesh PATEL
Barker Brettell LLP
100 Hagley Road
Edgbaston
Birmingham West Midlands B16 8QQ
United Kingdom

Phone: +44 121 456 0000
Fax: +44 121 456 1368
E-mail: binesh.patel@barkerbrettell.co.uk

80298 Munich
 Germany
 Tel. +49(0)89 2399-0 | Fax -4465

P.O. Box 5818
 NL-2280 HV Rijswijk
 Netherlands
 Tel. +31(0)70 340-2040 | Fax -3016

10958 Berlin
 Germany
 Tel. +49(0)30 25901-0 | Fax -840

The document(s) listed below is (are) subsequently filed documents pertaining to the following application:

Application number

06125884.4

Applicant's or representative's reference

BP50853P.EPAD1

	Description of document	Original file name	Assigned file name
1	Amended claims (clean copy)	BP50853P.EPAD1_Main Request_230811.pdf	CLMS-1.pdf
2	Letter relating to Appeal procedure	BP50853P.EPAD1_Grounds of Appeal_230811.pdf	APPEAL-LETT-1.pdf

Signatures

Place: **Birmingham, GB**
 Date: **23 August 2011**
 Signed by: **GB, Barker Brettell LLP, B. Lincoln 16529**
 Association: **Barker Brettell LLP**
 Capacity: **(Representative)**



BARKERBRETTCELL

PATENTS TRADE MARKS COPYRIGHT DESIGNS

Please reply to Birmingham Office
Contact: Mr Binesh Patel
Email: binesh.patel@barkerbrettell.co.uk

European Patent Office
D-80298 München
GERMANY

FILED ELECTRONICALLY

Your ref:

Our ref:

BP50853P.EPAD1

23 August 2011

Dear Sirs

**European Patent Application No 06125884.4 - 2414
In the name of Research In Motion Limited**

Further to our notice of appeal filed 17 June 2011, we hereby enclose the grounds of appeal and a set of claims entitled Main Request.

The claims of the Main Request have been rejected on the basis that the claimed subject matter lacks an inventive step having regard to D5 (EP 1265157 – MICROSOFT CORP). The novelty of the claimed subject matter is not in dispute.

The Applicant submits that the present claims are novel and inventive over D5 for at least the following reasons:

1) The features of the present claims are not all found in D5

At least the claimed features of "displaying in the drop down or pop-up interface dynamic preview information" and "providing, in the dynamic preview information an invokable link for invoking a respective application" are not found in D5.

2) D5 is not directed to the problems addressed by the presently claimed subject matter

The present claims provide a solution to problems of managing information on a mobile station. D5 is not concerned with the challenges associated with mobile stations and is not intended to be implemented on independent mobile stations.

3) The Examiner has improperly combined separate embodiments disclosed in D5

Separate embodiments of D5 have been cited in combination in an attempt to arrive at the present claims. The Examiner has not offered any reasoning for the cited combination. There is no reason the unimaginative person of ordinary skill in the art would make such a combination.

Challenges addressed by claimed subject matter

Claim 1 describes a method for managing information on a mobile station. The present claims aim to address unique challenges faced by mobile stations. The present application has a filing

G:\Case Storage\Patents\BP_50001-P_51000\BP_50853_EPAD1\BP50853P.EPAD1_RIM Ref 12694-EP-EPD_NR Ref 16813-39EP_LTR to EPO_Grounds of Appeal_220811.docx

100 HAGLEY ROAD EDGBASTON BIRMINGHAM B16 8QQ ENGLAND TEL: +44 (0)121 456 0000 FAX: +44 (0)121 456 1368
Email: bham@barkerbrettell.co.uk URL: www.barkerbrettell.co.uk

London Southampton Cambridge Worcester Gloucester

Barker Brettell LLP is a limited liability partnership registered in England and Wales, registered number OC334593
Registered address: 100 Hagley Road Edgbaston Birmingham B16 8QQ England, where a list of members may be inspected
Regulated by the Intellectual Property Regulation Board

A reference to a partner means a member of Barker Brettell LLP or an employee or consultant of Barker Brettell LLP with equivalent standing and qualifications

date of 2004. As would be well understood by a person of ordinary skill in the art, mobile stations at the time of filing had very limited display screens, input devices and processing power, compared to desktop devices of 2004. Management of information on such a device faces several unique challenges that are not found on desktop devices. These challenges include:

- i) small display screens, such that a limited amount of information can be presented at a time;
- ii) limited input devices, such that complicated or involved user navigation and interaction can be awkward and undesirable; and
- iii) limited processing power, such that it would be desirable to minimize unnecessary instances of invoking applications or accessing information.

The claimed subject matter provides three levels of information

The method of claim 1 elegantly addresses the above challenges by providing a dynamic bar that, unlike D5, presents the user with three separate levels of information that provide increasing levels of detail. In this way, the small display screen is not cluttered with unimportant detailed information, the user does not need to navigate copious amounts of irrelevant information, and input/output tasks required for accessing applications and information are kept to a minimum.

i) First level of information - a dynamic bar

As shown in FIG. 5, for example, the dynamic bar can provide a first level of information in the form of a dynamic bar. The dynamic bar displays general information, accessible to the user at a glance. In this example, the dynamic bar displays general information such as a count for voice mail messages, SMS messages and online contacts. The user can determine if further information is needed.

For example, if the user is expecting an urgent voice mail, the user may notice the count of voice mail messages and decide that more information is needed. In contrast, if the user is expecting an email message, the user may notice that there is no count for email messages and decides that no action is yet necessary. At this first level of information, the dynamic bar takes up very little of the limited screen space and does not require any involved user interaction.

ii) Second level of information - a drop down or pop-up interface

As a second level of information, in response to user input (e.g., selection of a drop down button or selection of an icon on the dynamic bar), the claimed drop down or pop-up interface is provided, for example as shown in FIG. 6. In the drop down or pop-up interface, more detailed information is determined dynamically from the relevant applications and displayed.

For example, the voice mail application is accessed to provide the dynamic preview information that there are five voice mails and the email application is access to provide the dynamic preview information that there are 50 unread messages. The drop down or pop-up interface also provides invokable links for invoking relevant applications. At this second level of information, slightly



more screen space is taken up to provide more detailed information, however user interaction is still simple (i.e., the user can simply select a link for invoking an application or can close the interface) and no full application has been invoked.

iii) Third level of information - invoking an application

As a third level of information, in response to selection of an invocable link for an application in the drop down or pop-up interface, the respective application is invoked. This final level of information is the most detailed and demands the most of the limited screen space and limited processing power of the mobile station. Hence, this highest level of detail is only provided in response to a positive user input to invoke the application.

The features of the present claims are not all found in D5 and D5 does not address the challenges faced by the present claims.

1) D5 does not teach all the features claimed

On sheet 7 of the Decision, it is conceded that D5 does not teach all the features of the present claims, in particular D5 does not teach at least the step of "invoking a respective application of the one or more applications". However, the Examiner asserts that this difference does not provide an inventive step.

The Applicant respectfully disagrees. D5 in fact fails to teach at least two of the three levels of information described above.

In particular, D5 fails to teach: i) "displaying in the drop down or pop-up interface dynamic preview information"; and ii) "providing, in the dynamic preview information an invocable link for invoking a respective application". These differences are inventive over D5.

The Examiner cites two embodiments of D5 against the present claims. The Examiner makes particular reference to FIGS. 8B and 10.

The embodiment in FIG. 10 of D5 does not teach: i) "displaying in the drop down or pop-up interface dynamic preview information" and ii) "providing, in the dynamic preview information an invocable link for invoking a respective application..."

Claim 1 recites: i) "displaying in the drop down or pop-up interface dynamic preview information" and ii) "providing, in the dynamic preview information an invocable link for invoking a respective application..."

As described above, this drop down or pop-up interface provides the second level of information, including dynamic preview information. As well, the invokable link is provided in the dynamic preview information that is part of the drop down or pop-up interface.



i) The embodiment in FIG. 10 of D5 does not teach any drop down or pop-up interface

The Examiner cites the tooltip of FIG. 10 as teaching this feature. However, FIG. 10 does not show any drop down or pop-up interface. Indeed, the Examiner has cited FIG. 8B as showing the drop down or pop-up interface. Hence, FIG. 10 cannot be cited as showing an invocable link for invoking a respective application that is provided in the dynamic preview information that is part of the drop down or pop-up interface.

ii) The embodiment in FIG. 10 of D5 does not teach any invocable link

Further, the Applicant submits that opening the enhanced tooltip of FIG. 10 is not equivalent to invoking a full application. The tooltip email window 1020 of FIG. 10 does not include an invocable link that invokes the respective email application.

D5 states that the tooltip “allows user interaction with received email as from within a typical email application.” And in paragraph [0050]: “This functionality is achieved either by providing an email specific viewer having the desired email functionality, or by providing a viewer that instantiates an instance of the users [sic] email program...”

The user can delete, reply to or forward the message using the tooltip, however there is no invocable link that the user can select to invoke the respective email application. This is because the tooltip is intended to replace the email application rather than offer an option to invoke the full email application.

On sheet 9 of the Decision to Refuse, the Examiner suggests that the phrase “invoking a respective application” is not unambiguously clear which level or amount of functionality of the email application is made available to the user. The Applicant submits that a person skilled in the art would understand this phrase to have its usual meaning, that of initiating a full application that was previously not running.

The Applicant therefore disagrees with the Examiner’s assertion that there is ambiguity in differentiating between “invoking a respective application” in the present claims and “invoking an enhanced actionable tooltip” in D5.

The Applicant submits that the Examiner’s assertion that the tooltip of FIG. 10 is a reduced GUI of an email client in fact is not taught or suggested by D5, and is instead based on hindsight knowledge gleaned from the Applicant’s disclosure. In any event, the Examiner has not shown any part of to tooltip email window 1020 that can be equated to the invokable link claimed.

The embodiment in FIG. 8B of D5 does not teach i) “displaying in the drop down or pop-up interface dynamic preview information” and ii) “providing, in the dynamic preview information an invocable link for invoking a respective application...”

The claimed “invokable link for invoking a respective application” also is not found in the embodiment shown in FIG. 8B of D5. The Examiner has equated FIG. 8B with the “drop down or pop-up interface” presently claimed. In the present claims, the drop down or pop-up interface



provides “dynamic preview information” and an “invokable link for invoking a respective application.” Neither of these is found in FIG. 8B.

i) The embodiment in FIG. 8B of D5 does not teach any dynamic preview information

The present claims recite that the dynamic preview information is displayed in the drop down or pop-up interface. This is not found in FIG. 8B of D5.

FIG. 8B shows availability of a contact and messages received from contact. There is not preview information provided. Rather, FIG. 8B shows availability of a contact and messages received from contact, not any preview information.

ii) The embodiment in FIG. 8B of D5 does not teach any invokable link

FIG. 8B does not include any “invokable link for invoking a respective application.” Further selection of the contact image opens up the tooltip of FIG. 8C, which is not an application. As stated in paragraph [0180] of D5, selection of the contact photo results in a display of “historical communications information” that “includes a summary to all past communications with the person” - this is stored information about the contact, but no application is invoked.

A person skilled in the art would not modify D5 to arrive at the present claims

As explained above, the present claims provide solutions to challenges that are unique to mobile stations. In particular, the dynamic bar provides a drop down or pop-up interface and an invokable link to invoke an application, thereby providing three separate levels of information that can be invoked in order of increasing detail.

There is no reason a person skilled in the art, reading D5 and seeing the deficiencies of D5, would find it obvious to modify D5 to include “displaying in the drop down or pop-up interface dynamic preview information” and “providing, in the dynamic preview information an invokable link for invoking a respective application” as presently claimed.

The embodiments in FIGS. 10 and 8B of D5 are to be implemented on a desktop device. A desktop device has a large display screen and relatively large amounts of processing power and memory. As such, there is no need in D5 to provide the user with incremental levels of information, as in the present claims. Indeed, the ability to provide the user with very detailed information at once may be considered a convenience and advantage for desktop devices.

A person skilled in the art would not even think that the teachings of D5 would be suitable for addressing the challenges of a mobile station. There is nothing that would lead a person skilled in the art to modify D5 to include “displaying in the drop down or pop-up interface dynamic preview information” an “providing, in the dynamic preview information an invokable link for invoking a respective application” as presently claimed.

In view of the foregoing, neither of the two embodiments cited in D5 teach or suggest the claimed features: i) “displaying in the drop down or pop-up interface dynamic preview



information” and ii) “providing, in the dynamic preview information an invokable link for invoking a respective application” (emphasis added).

2) D5 is not concerned with the challenges associated with mobile stations

D5 does not teach implementation of its teachings in an independent mobile station

D5 is not concerned with mobile stations and their limitations. Although D5 mentions the use of small screen devices, such as a PDA, a cell phone or a handheld or palmtop computer, the way the teachings of D5 are applied to such devices is different from how they are applied to large screen devices. D5 teaches only one embodiment suitable for small screen devices, and that embodiment is shown in FIG. 6C. In that embodiment, the sidebars cover the entire screen.

Further, D5 teaches the embodiment of 6C only when implemented in a hand held device that is to be used with a desktop device. As stated in paragraph [0177] of D5, such an embodiment is “used for the purpose of displaying and interacting with tickets so as to minimize any potential use of a primary display screen on the desktop or other computer.” Thus, this embodiment is intended to minimize the space occupied by the sidebar on the desktop screen by displaying the sidebar on a docked hand held device instead. There is no disclosure of using the hand held device by itself.

The modification of D5 suggested by the Examiner is contrary to the intention of D5

The Examiner asserts, on sheet 12 of the Decision to Refuse, that the sidebar of D5 can be reduced to only one, leaving 2/3 of the screen for using other applications. However, D5 makes no disclosure of how such an embodiment would work independently of a desktop computer. Even if such a modification were possible, which the Applicant does not agree with, such a sidebar would still cover a full third of the screen. This is contrary to the intention of D5.

The stated purpose of D5 is to provide “peripheral awareness” of information, that does not blatantly draw the user’s attention immediately (see paragraph [0016] of D5). This is not the case for a small screen device where even one sidebar takes up a full third of the screen. Such an embodiment no longer provides “peripheral awareness” of information, but rather would serve as a major focus of interaction for the user. Further, it is not at all clear how such an embodiment would implement the tooltip of FIG. 10 or the contact information of FIG. 8B that the Examiner has cited as providing “dynamic preview information.”

D5 is not concerned with the challenges of a mobile station

The Applicant submits that the teachings of D5 are not intended to be applied to a mobile station having a small display screen, except in the special case where the mobile station is docked to a desktop computer having a large display screen. In this special case, the screen of the mobile station no longer displays “an application portion” and “a mobile station status portion,” as required by the present claims. The Examiner alleges that when the handheld is separated from the desktop computer, D5 can be implemented by using less than three columns of sidebar on the handheld display. The Applicant respectfully disagrees. D5 discloses only one embodiment



involving a handheld device, and that embodiment requires the handheld device to be used with a desktop computer.

The Applicant submits that D5 is not intended to be implemented on an independent mobile station. On a mobile station, it would be difficult to display all the information of the sidebar and enhanced tooltips of D5 and it would be awkward for a user to navigate among this information. For example, the enhanced tooltip shown in FIG. 10 has many lines of emails which, if scaled down to the screen of a mobile station, would be difficult to see and would require very precise selection by a user. Further, D5 teaches that the detailed tooltip shown in FIG. 10 is opened immediately after selection of the corresponding ticket. As shown by the scroll bar of the tooltip in FIG. 10, there is a long list of items displayed in the tooltip. This requires significant processing power and it would be undesirable in a mobile station to jump to such an intensive display immediately.

The Applicant therefore submits that D5 in fact is not concerned with mobile stations at all.

The unimaginative person of ordinary skill in the art would not turn to D5 to address the challenges faced by mobile stations

The present claims are concerned with the challenges faced by mobile stations. Paragraph [0003] of the application states: "Representing multiple services and functions to a user on a single wireless mobile device presents a number of challenges...Wireless devices are usually small relative to less portable computing devices such as laptops and desktop computers. Inherently then, a visual display such as an LCD or other screen component of the wireless mobile device has a small display area." Such challenges are not of concern to D5.

As noted previously, the challenges faced by mobile stations at the time of filing, namely 2004, are significant compared to desktop devices of that same time. Although modern mobile stations may be closing this gap, even now the limits in display screen, input devices and processing power faced by mobile stations compared to desktop devices are significant. For the unimaginative person of ordinary skill in the art in 2004, this gap would make it almost unthinkable to apply solutions designed for desktop devices to the problems faced by mobile stations.

Thus, the unimaginative person of ordinary skill in the art would not even think that the teachings of D5 would be suitable for addressing the challenges of a mobile station. Such a person would not turn to D5 and would not modify D5 to arrive at the present claims.

3) The Examiner has improperly combined separate embodiments of D5

In the Decision to Refuse, on sheet 9, the Examiner cites the enhanced tooltip window of D5 as the claimed "drop down interface" (see sheet 9, lines 1-2) and again cites the enhanced tooltip window as being equivalent to the claimed "invoking a respective application" (see sheet 9, lines 4-8). The Examiner appears to be confusing the teachings of D5 or else improperly combining separate embodiments taught in D5.



Paragraph [0084] of D5 states: "in one embodiment, if a user clicks on or otherwise selects particular information or elements within the tooltip, the tooltip will automatically link to more detailed information..." An example of this is shown in FIGS. 8A-8C of D5 and described in paragraphs [0179]-[0180]. In this example, an item of the FIG. 8A interface can be selected to call up the enhanced tooltip of FIG. 8B. The enhanced tooltip of FIG. 8B provides a short summary of messages from the selected person. Selection of an image of the person in FIG. 8B opens up the historical communications window of FIG. 8C.

The enhanced tooltip of FIGS. 8A-8C does not provide the effect of "invoking a respective application" however it appears that the Examiner is citing this embodiment as teaching a "drop down interface" in the form of the enhanced tooltip of FIG. 8B.

In a separate embodiment, shown in FIG. 9 and 10 and described in paragraph [0181], D5 teaches that tickets can be selected to immediately invoke an enhanced tooltip that offers some functionality of the respective application. For example, in FIG. 9, "selection of the calendar ticket/item 900 serves to expand/open an enhanced tooltip window that includes further details of the calendar/schedule." In FIG. 10, "selection of the email ticket/item [1010] serves to expand/open an enhanced tooltip email window 1020."

The enhanced tooltip of FIGS. 9 and 10 do not provide the three levels of information described in the present claims, in particular there is no "drop down interface" however it appears that the Examiner is citing this embodiment as teaching "invoking a respective application."

Thus, it appears that the Examiner is combining separate embodiments disclosed in D5 in an attempt to arrive at the present claims. The Examiner has not provided any reasoning for doing so, and the Applicant submits that a person skilled in the art would not find it obvious to do so.

In the embodiment of FIGS. 8A-8C, the person skilled in the art would not find any reason to include the effect of "invoking a respective application" from the tooltip of FIG. 8B because there is no respective application to invoke. The tooltip of FIG. 8B, which the Examiner equates to the "drop down interface" simply provides information about the availability of a contact, not any specific application. Indeed, D5 already teaches that selection of the image in FIG. 8B opens the contact history of FIG. 8C. Such contact history is not an application and a person skilled in the art would have no reason to replace it with an application.

In the embodiment of FIGS. 9 and 10, the person skilled in the art would not find any reason to include a "drop down interface" providing "dynamic preview information." As shown in FIGS. 9 and 10, the sidebar already provides information from the respective applications, for example the ticket 900 in FIG. 9 already displays "In 2hr 17m Sideshow mtg"; and in FIG. 10, the ticket 1010 already displays "5/100". This is because, as explained above, the sidebar in D5 is intended to be used with a large display and therefore can be large enough to show such preview information. In this embodiment, a "drop down interface" providing "dynamic preview information" would therefore be redundant.

In view of the foregoing, the Applicant submits that the Examiner has improperly combined two separate embodiments of D5 in an attempt to arrive at the claimed subject matter.



Conclusion

In view of the foregoing, the Applicant submits that the present claims are all novel and inventive over D5 for at least the following reasons:

1) The features of the present claims are not all found in D5

At least the claimed features of "displaying in the drop down or pop-up interface dynamic preview information" and "providing, in the dynamic preview information an invocable link for invoking a respective application" are not found in D5.

2) D5 is not directed to the problems addressed by the presently claimed subject matter

The present claims provide a solution to problems of managing information on a mobile station. D5 is not concerned with the challenges associated with mobile stations and is not intended to be implemented on independent mobile stations.

3) The Examiner has improperly combined separate embodiments disclosed in D5

Separate embodiments of D5 have been cited in combination in an attempt to arrive at the present claims. The Examiner has not offered any reasoning for the cited combination. There is no reason the unimaginative person of ordinary skill in the art would make such a combination.

We trust that the application can now proceed to allowance. However, if the Board of Appeal have any outstanding objections, we request oral proceedings.

Yours faithfully

(signed electronically)

Ben J Lincoln – Professional Representative
for and on behalf of Barker Brettell LLP

encs





Acknowledgement of receipt

We hereby acknowledge receipt of the following subsequently filed document(s):

Submission number	1239775	
Application number	EP06125884.4	
Date of receipt	21 June 2011	
Receiving Office	European Patent Office, The Hague	
Your reference	BP50853P.EPAD1	
Applicant	All applicants as on file	
Documents submitted	package-data.xml epf1038.pdf (1 p.)	ep-sfd-request.xml APPEAL-LETT-1.pdfBP50853P.EPA D1_LTR to EPO_Appeal_130611.pdf (1 p.)
Submitted by	CN=B. Patel 10385,O=Barker Brettell LLP,C=GB	
Method of submission	Online	
Date and time receipt generated	21 June 2011, 12:59 (CEST)	
Message Digest	D0:70:91:2A:3F:93:E3:53:F6:E1:45:95:64:83:F2:85:B6:4F:A3:FA	

Correction by the EPO of errors in debit instructions filed by eOLF

Errors in debit instructions filed by eOLF that are caused by the editing of Form 1038E entries or the continued use of outdated software (all forms) may be corrected automatically by the EPO, leaving the payment date unchanged (see decision T 152/82, OJ EPO 1984, 301 and point 6.3 ff ADA, Supplement to OJ EPO 10/2007).

/European Patent Office/



Letter accompanying subsequently filed items

Sender:

Mr Binesh PATEL
Barker Brettell LLP
100 Hagley Road
Edgbaston
Birmingham West Midlands B16 8QQ
United Kingdom

Phone: +44 121 456 0000
Fax: +44 121 456 1368
E-mail: binesh.patel@barkerbrettell.co.uk

80298 Munich
 Germany
 Tel. +49(0)89 2399-0 | Fax -4465

P.O. Box 5818
 NL-2280 HV Rijswijk
 Netherlands
 Tel. +31(0)70 340-2040 | Fax -3016

10958 Berlin
 Germany
 Tel. +49(0)30 25901-0 | Fax -840

The document(s) listed below is (are) subsequently filed documents pertaining to the following application:

Application number	06125884.4
Applicant's or representative's reference	BP50853P.EPAD1

	Description of document	Original file name	Assigned file name
1	Letter relating to Appeal procedure	BP50853P.EPAD1_LTR to EPO_Appeal_130611.pdf	APPEAL-LETT-1.pdf

	Fees	Factor applied	Fee schedule	Amount to be paid
15-1	011 Fee for appeal	1	1 180.00	1 180.00
	Total:		EUR	1 180.00

	Payment	
1	Mode of payment	Debit from deposit account
	Currency:	EUR
	The European Patent Office is hereby authorised, to debit from the deposit account with the EPO any fees and costs indicated on the fees page.	
	Deposit account number:	28050004
	Account holder:	Barker Brettell LLP

Signatures

Place: **Birmingham, UK**
 Date: **21 June 2011**
 Signed by: **GB, Barker Brettell LLP, B. Patel 10385**
 Capacity: **(Representative)**



BARKERBRETTCELL

PATENTS TRADE MARKS COPYRIGHT DESIGNS

Please reply to Birmingham Office
Contact: Mr Binesh Patel
Email: binesh.patel@barkerbrettell.co.uk

European Patent Office
D-80298 München
Germany

FILED ELECTRONICALLY

Your ref:
06 125 884.4 - 2414

Our ref:
BP50853P.EPAD1

17 June 2011

Dear Sirs

European Patent Application No 06 125 884.4
In the name of Research In Motion Limited

We write in response to the Decision to Refuse this European Patent Application dated 13 April 2011. The Applicant, Research In Motion Limited of 295 Phillip Street, Waterloo, Ontario, N2L 3W8, appeals this decision in its entirety.

Please take the appeal fee from Barker Brettell LLP's deposit account number 2805.0004.

A statement of grounds in support of this appeal will be filed in due course.

Thank you.

Yours faithfully

(signed electronically)

Binesh Patel – Professional Representative
for and on behalf of **Barker Brettell LLP**

G:\Case Storage\Patents\P_50001-P_51000\P_50853_EPAD1\BP50853P.EPAD1_RIM Ref 12694-EP-EPD_OR Ref 16813-39EP_LTR to EPO Appeal 120611.doc BM

100 HAGLEY ROAD EDGBASTON BIRMINGHAM B16 8QQ ENGLAND TEL: +44 (0)121 456 0000 FAX: +44 (0)121 456 1368
Email: bham@barkerbrettell.co.uk URL: www.barkerbrettell.co.uk
London Southampton Cambridge Worcester Gloucester

Barker Brettell LLP is a limited liability partnership registered in England and Wales, registered number OC334593
Registered address: 100 Hagley Road Edgbaston Birmingham B16 8QQ England, where a list of members may be inspected
Regulated by the Intellectual Property Regulation Board

A reference to a partner means a member of Barker Brettell LLP or an employee in connection of Barker Brettell LLP with equivalent status and qualifications



European Patent Office
80298 MUNICH
GERMANY
Tel. +49 (0)89 2399 - 0
Fax +49 (0)89 2399 - 4465



Patel, Binesh
Barker Brettell LLP
10-12 Priests Bridge
London
SW15 5JE
ROYAUME UNI

RECEIVED

Formalities Officer
Name: Hingel, Wolfgang
Tel.: 8717
or call:
+31 (0)70 340 45 00

BARKER BRETTCELL
LONDON

Date
13-04-2011

Reference 1082-0866	Application No./Patent No. 06125884.4 - 2414 / 1768359
Applicant/Proprietor RESEARCH IN MOTION LIMITED	

EPA/EPO/OEB Formblatt/Form/Formulaire : 2007, 2916, 2019
2042, 2009, 2906

Empfangsbescheinigung über den Zugang des vorstehend bezeichneten Schriftstücks
Acknowledgement of receipt of the document specified above
Récépissé du document spécifié ci-dessus

Unter Bezugnahme auf die Mitteilung im ABI EPA 7/2010, 377 wird gebeten, die Empfangsbescheinigung mit Empfangsdatum und Unterschrift zu versehen und umgehend an das EPA zurückzusenden:

With reference to the Notice in OJ EPO 7/2010, 377, you are requested to date and sign the acknowledgement of receipt and return it to the EPO immediately:

Conformément au communiqué paru au JO OEB 7/2010, 377, vous êtes prié d'indiquer sur le récépissé la date de réception du document, de signer le récépissé et de le renvoyer sans délai à l'OEB:

- über die Online-Dienste des EPA (als Anlage zu EPA Form 1038) / through EPO Online Services (as annex to EPO Form 1038) / par les services en ligne de l'OEB (en tant que pièce jointe au formulaire OEB 1038),
- per Fax / by fax / par télécopie (+49 (0) 89 2399-4465 or +31 (0) 70 340-3016)
- oder per Post / or by post / ou par courrier.

Empfangen am / Received on / Reçu le :

20 April 2011

Unterschrift / Signature:

Empfangsberechtigter/authorized recipient/
le destinataire ou la personne dûment mandatée

Rücksende-Adresse / Return address / Adresse de retour
(Umschlag / envelope / enveloppe ISO C4 / DL / C6/C5 / C6)

DEUTSCHLAND
80298 MÜNCHEN
Europäisches Patentamt

Rücksende-Adresse / Return address / Adresse de retour

EPA/EPO/OEB Form 2338 08.10

WH22454

06125884.4 - 2414 / 1768359

19.04.11

Client Database System (CDS) - clean up.

Application Nr.: 06125884.4

Following clean up action in CDS the entries concerning the **Representative for the applicant** have been amended and are now as follows:

Patel, Binesh
Barker Brettell LLP
100 Hagley Road
Edgbaston
Birmingham
B16 8QQ
GB

Where appropriate, the Register of European Patents will be updated to show the amended details.

For questions please contact the Client Data Registration department of the European Patent Office in Munich, telephone +49 (0)89 2399 2780.



Europäisches
Patentamt
European
Patent Office
Office européen
des brevets

European Patent Office
80298 MUNICH
GERMANY
Tel. +49 (0)89 2399 - 0
Fax +49 (0)89 2399 - 4465



Patel, Binesh
Barker Brettell LLP
10-12 Priests Bridge
London
SW15 5JE
ROYAUME UNI

Formalities Officer

Name: Hingel, Wolfgang
Tel.: 8717
or call:
+31 (0)70 340 45 00

Date	13-04-2011
------	------------

Reference 1082-0866	Application No./Patent No. 06125884.4 - 2414 / 1768359
Applicant/Proprietor RESEARCH IN MOTION LIMITED	

EPA/EPO/OEB Formblatt/Form/Formulaire : 2007, 2916, 2019
2042, 2009, 2906

Empfangsbescheinigung über den Zugang des vorstehend bezeichneten Schriftstücks
Acknowledgement of receipt of the document specified above
Récépissé du document spécifié ci-dessus

Unter Bezugnahme auf die Mitteilung im ABI EPA 7/2010, 377 wird gebeten, die Empfangsbescheinigung mit Empfangsdatum und Unterschrift zu versehen und **umgehend** an das EPA zurückzusenden:

With reference to the Notice in OJ EPO 7/2010, 377, you are requested to date and sign the acknowledgement of receipt and return it to the EPO **immediately**:

Conformément au communiqué paru au JO OEB 7/2010, 377, vous êtes prié d'indiquer sur le récépissé la date de réception du document, de signer le récépissé et de le renvoyer **sans délai** à l' OEB:

- **über die Online-Dienste des EPA** (als Anlage zu EPA Form 1038) / **through EPO Online Services** (as annex to EPO Form 1038) / **par les services en ligne de l'OEB** (en tant que pièce jointe au formulaire OEB 1038),
- **per Fax / by fax / par téléfax (+49 (0) 89 2399-4465 or +31 (0) 70 340-3016)**
- oder per Post / or by post / ou par courrier.

Empfangen am / Received on / Reçu le :

Unterschrift / Signature:

Empfangsberechtigter/authorised recipient/
le destinataire ou la personne dûment mandatée

Rücksende-Adresse / Return address / Adresse de retour
(Umschlag / envelope / enveloppe ISO C4 / DL / C6/C5 / C6)

DEUTSCHLAND
80298 MÜNCHEN
Europäisches Patentamt

Rücksende-Adresse / Return address / Adresse de retour

EPA/EPO/OEB Form 2936 08.10

WH22454

Main Request

1. A method of controlling a mobile station (202) using a graphical user interface, GUI, displayed on a display screen (222) of the mobile station (202), the method comprising:

displaying on the display screen (222) a main screen (300) of the GUI, the main screen (300) comprising an application portion (302) occupying a major portion of the main screen (300), a mobile station status portion (306) for displaying status information concerning the mobile station (202), and at least one dynamic bar (304), the at least one dynamic bar (304) being associated with one or more applications on the mobile station (202), the at least one dynamic bar (304) being configured to expand and collapse via respectively displaying and removing a drop down or pop-up interface (407) in response to respective user input;

managing information concerning events of the one or more applications associated with the at least one dynamic bar (304);

displaying in the drop down or pop-up interface (407) dynamic preview information concerning one or more new events in the one or more applications, the dynamic preview information being determined dynamically from the information managed by the one or more applications and/or information determined from the managed information;

providing, in the dynamic preview information an invokable link for invoking a respective application of the one or more applications in response to user input received from input means of the mobile station (202);

and

continuously updating the dynamic preview information to be displayed in the drop down or pop-up interface (407) in response to a change in the one or more new events in the one or more applications.

2. The method of claim 1, wherein the at least one dynamic bar (304) comprises a label portion (308) and limited dynamic preview information selected from available dynamic preview information concerning the one or more applications.
3. The method of claim 2, wherein the at least one dynamic bar (304) further comprises one or more application icons, each application icon having displayed adjacent thereto limited dynamic preview information concerning the respective application.
4. The method of any one of claims 1 to 3, wherein the dynamic preview information in the at least one dynamic bar (304) comprises one or both of a count of new events and details concerning the one or more new events.
5. The method of any one of claims 1 to 4, wherein the dynamic preview information in the drop down or pop-up interface (407) comprises a list of entries concerning at least some of the one or more new events in the one or more applications, at least one of the entries providing the invokable link for invoking the respective one or more applications in response to user input selecting one of the entries in the list.
6. The method of 5, wherein the drop down or pop-up interface (407) is configured to display a new event on the main screen (300) in response to user input selecting one of the entries in the list.
7. The method of any one of claims 1 to 4, wherein the dynamic preview information in the drop down or pop-up interface (407) comprises a listing of services (604) associated with the at least one dynamic bar (304), each entry in the listing (604) comprising a count (608) of one or more new events associated with the respective service and each service having an invokable link (610) to invoke the associated application user interface for the respective service in response to user input.
8. The method of any one of claims 1 to 6, wherein the application portion (302) comprises a plurality of application icons (312) or a list of bars (702), individual icons (312) or bars (702) in the application portion (302) being selectable by the user to invoke the respective application.

9. The method of any one of claims 2 to 7, wherein the label portion (308) represents a filter date used as a criterion by a filter applied in dynamically determining the dynamic preview information, wherein the filter date is capable of being changed by the user, wherein in response to a new filter date being provided by the user, the filter is re-applied for the new filter date to dynamically re-determine and update the dynamic preview information, and wherein the label portion (308) is re-displayed in the dynamic bar (304) with a label corresponding to the new filter date.
10. The method of any one of claims 1 to 9, wherein the one or more applications are associated with the at least one dynamic bar (304) according to predetermined logical relationships between the one or more applications.
11. The method of claim 10, wherein the label portion (308) is based on at least one of the predetermined logical relationships.
12. The method of claim 10 or 11, wherein the predetermined logical relationships are contextual relationships based on a manner in which a user of the mobile station may use the one or more applications and/or functional relationships based on functions that may be performed by the one or more application.
13. The method of any one of claims 1 to 12, wherein the one or more applications associated with the at least one dynamic bar (304) are configurable by the user of the mobile station.
14. The method of any one of claims 1 to 13, wherein the main screen (300) comprises a plurality of dynamic bars (304), each dynamic bar (304) having associated with it respective ones of said one or more applications.
15. A mobile station (202), comprising:
a display screen (222) for displaying thereon a graphical user interface, GUI ;
input means for receiving input from a user of the mobile station (202);

means for displaying on the display screen (222) a main screen (300) of the GUI, the main screen (300) comprising an application portion (302) occupying a major portion of the main screen (300), a mobile station status portion (306) for displaying status information concerning the mobile station (202), and at least one dynamic bar (304) for controlling the operation of the mobile station (202), the at least one dynamic bar (304) being associated with one or more applications on the mobile station (202), the at least one dynamic bar (304) being configured to expand and collapse via respectively displaying and removing a drop down or pop-up interface (407) in response to respective user input,

means for managing information concerning events of the one or more applications associated with the at least one dynamic bar (304);

means for displaying in the drop down or pop-up interface (407) dynamic preview information concerning one or more new events in the one or more applications, the dynamic preview information being determined dynamically from the information managed by the one or more applications and/or information determined from the managed information;

means for providing, in the dynamic preview information, an invokable link for invoking a respective application of the one or more applications in response to user input received from the input means;

means for invoking the respective application in response to the user input; and

means for continuously updating the dynamic preview information to be displayed in the drop down or pop-up interface (407) in response to a change in the one or more new events in the one or more applications.

16. The mobile station (202) of claim 15, wherein the at least one dynamic bar (304) comprises a label portion (308) and limited dynamic preview information selected from available dynamic preview information concerning the one or more applications.

17. The mobile station (202) of claim 16, wherein the at least one dynamic bar (304) further comprises one or more application icons, each application icon having displayed adjacent thereto limited dynamic preview information concerning the respective application.

18. The mobile station (202) of any one of claims 15 to 17, wherein the dynamic preview information in the at least one dynamic bar (304) comprises one or both of a count of new events and details concerning the one or more new events.

19. The mobile station (202) of any one of claims 15 to 18, wherein the dynamic preview information in the drop down or pop-up interface (407) comprises a list of entries concerning at least some of the one or more new events in the one or more applications, at least one of the entries providing the invocable link for invoking the respective one or more applications in response to user input selecting one of the entries in the list.

20. The mobile station (202) of 19, wherein the drop down or pop-up interface (407) is configured to display a new event on the main screen (300) in response to user input selecting one of the entries in the list.

21. The mobile station (202) of any one of claims 15 to 18, wherein the dynamic preview information in the drop down or pop-up interface (407) comprises a listing of services (604) associated with the at least one dynamic bar (304), each entry in the listing (604) comprising a count (608) of one or more new events associated with the respective service and each service having an invocable link (610) to invoke the associated application user interface for the respective service in response to user input.

22. The mobile station (202) of any one of claims 15 to 21, wherein the application portion (302) comprises a plurality of application icons (312) or a list of bars (702), individual icons (312) or bars (702) in the application portion (302) being selectable by the user to invoke the respective application.

23. The mobile station (202) of any one of claims 16 to 21, wherein the label portion (308) represents a filter date used as a criterion by a filter applied in dynamically

determining the dynamic preview information, wherein the filter date is capable of being changed by the user, wherein in response to a new filter date being provided by the user, the filter is re-applied for the new filter date to dynamically re-determine and update the dynamic preview information, and wherein the label portion (308) is re-displayed in the at least one dynamic bar (304) with a label corresponding to the new filter date.

24. The mobile station (202) of any one of claims 15 to 23, wherein the one or more applications are associated with the at least one dynamic bar (304) according to predetermined logical relationships between the one or more applications.

25. The mobile station (202) of claim 24, wherein label portion (308) is based on at least one of the predetermined logical relationships.

26. The mobile station (202) of claim 24 or 25, wherein the predetermined logical relationships are contextual relationships based on a manner in which a user of the mobile station may use the one or more applications and/or functional relationships based on functions that may be performed by the one or more application.

27. The mobile station (202) of any one of claims 15 to 26, wherein the one or more applications associated with the at least one dynamic bar (304) are configurable by the user of the mobile station.

28. The mobile station (202) of any one of claims 15 to 27, wherein the main screen (300) comprises a plurality of dynamic bars (304), each of said dynamic bars (304) being associated with respective ones of said one or more applications.

29. A machine-readable medium embodying program code executable by a processor of the mobile station (202) of any one of claims 15 to 28 for implementing the method of any one of claims 1 to 14.

First Auxiliary Request

1. A method of controlling a mobile station (202) using a graphical user interface, GUI, displayed on a display screen (222) of the mobile station (202), the method comprising:

displaying on the display screen (222) a main screen (300) of the GUI, the main screen (300) comprising an application portion (302) occupying a major portion of the main screen (300), a mobile station status portion (306) for displaying status information concerning the mobile station (202), and at least one dynamic bar (304), the at least one dynamic bar (304) being associated with one or more applications on the mobile station (202), the at least one dynamic bar (304) being configured to expand and collapse via respectively displaying and removing a drop down or pop-up interface (407) in response to respective user input;

managing information concerning events of the one or more applications associated with the at least one dynamic bar (304);

displaying in the drop down or pop-up interface (407) dynamic preview information concerning one or more new events in the one or more applications, the dynamic preview information being determined dynamically from the information managed by the one or more applications and/or information determined from the managed information, the dynamic preview information including at least a portion of a content of the one or more new events;

providing, in the portion of the content, an invokable link for invoking a respective application of the one or more applications in response to user input received from input means of the mobile station (202); and

continuously updating the dynamic preview information to be displayed in the drop down or pop-up interface (407) in response to a change in the one or more new events in the one or more applications.

2. The method of claim 1, wherein the at least one dynamic bar (304) comprises a label portion (308) and limited dynamic preview information selected from available dynamic preview information concerning the one or more applications.

- 2 -

3. The method of claim 2, wherein the at least one dynamic bar (304) further comprises one or more application icons, each application icon having displayed adjacent thereto limited dynamic preview information concerning the respective application.
4. The method of any one of claims 1 to 3, wherein the dynamic preview information in the at least one dynamic bar (304) comprises one or both of a count of new events and details concerning the one or more new events.
5. The method of any one of claims 1 to 4, wherein the dynamic preview information in the drop down or pop-up interface (407) comprises a list of entries concerning at least some of the one or more new events in the one or more applications, at least one of the entries providing the portion of the content including the invokable link for invoking the respective one or more applications in response to user input selecting one of the entries in the list.
6. The method of 5, wherein the drop down or pop-up interface (407) is configured to display a new event on the main screen (300) in response to user input selecting one of the entries in the list.
7. The method of any one of claims 1 to 4, wherein the dynamic preview information in the drop down or pop-up interface (407) further comprises a listing of services (604) associated with the at least one dynamic bar (304), each entry in the listing (604) comprising a count (608) of one or more new events associated with the respective service and each service also having an invokable link (610) to invoke the associated application user interface for the respective service in response to user input.
8. The method of any one of claims 1 to 6, wherein the application portion (302) comprises a plurality of application icons (312) or a list of bars (702), individual icons (312) or bars (702) in the application portion (302) being selectable by the user to invoke the respective application.
9. The method of any one of claims 2 to 7, wherein the label portion (308) represents a filter date used as a criterion by a filter applied in dynamically determining the dynamic preview information, wherein the filter date is capable of being changed by the user, wherein in response to a new filter date being provided by the user, the filter is re-applied for the new filter date to dynamically re-determine and update the dynamic preview information, and wherein the label

- 3 -

portion (308) is re-displayed in the dynamic bar (304) with a label corresponding to the new filter date.

10. The method of any one of claims 1 to 9, wherein the one or more applications are associated with the at least one dynamic bar (304) according to predetermined logical relationships between the one or more applications.

11. The method of claim 10, wherein the label portion (308) is based on at least one of the predetermined logical relationships.

12. The method of claim 10 or 11, wherein the predetermined logical relationships are contextual relationships based on a manner in which a user of the mobile station may use the one or more applications and/or functional relationships based on functions that may be performed by the one or more application.

13. The method of any one of claims 1 to 12, wherein the one or more applications associated with the at least one dynamic bar (304) are configurable by the user of the mobile station.

14. The method of any one of claims 1 to 13, wherein the main screen (300) comprises a plurality of dynamic bars (304), each dynamic bar (304) having associated with it respective ones of said one or more applications.

15. A mobile station (202), comprising:

a display screen (222) for displaying thereon a graphical user interface, GUI;

input means for receiving input from a user of the mobile station (202);

means for displaying on the display screen (222) a main screen (300) of the GUI, the main screen (300) comprising an application portion (302) occupying a major portion of the main screen (300), a mobile station status portion (306) for displaying status information concerning the mobile station (202), and at least one dynamic bar (304) for controlling the operation of the mobile station (202), the at least one dynamic bar (304) being associated with one or more applications on the mobile station (202), the at least one dynamic bar (304) being configured to expand and collapse via respectively displaying and removing a drop down or pop-up interface (407) in response to respective user input,

DOCSTOR: 2067270\1

- 4 -

means for managing information concerning events of the one or more applications associated with the at least one dynamic bar (304);

means for displaying in the drop down or pop-up interface (407) dynamic preview information concerning one or more new events in the one or more applications, the dynamic preview information being determined dynamically from the information managed by the one or more applications and/or information determined from the managed information, the dynamic preview information including at least a portion of a content of the one or more new events;

means for providing, in the portion of the content, an invokable link for invoking a respective application of the one or more applications in response to user input received from the input means;

means for invoking the respective application in response to the user input; and

means for continuously updating the dynamic preview information to be displayed in the drop down or pop-up interface (407) in response to a change in the one or more new events in the one or more applications.

16. The mobile station (202) of claim 15, wherein the at least one dynamic bar (304) comprises a label portion (308) and limited dynamic preview information selected from available dynamic preview information concerning the one or more applications.

17. The mobile station (202) of claim 16, wherein the at least one dynamic bar (304) further comprises one or more application icons, each application icon having displayed adjacent thereto limited dynamic preview information concerning the respective application.

18. The mobile station (202) of any one of claims 15 to 17, wherein the dynamic preview information in the at least one dynamic bar (304) comprises one or both of a count of new events and details concerning the one or more new events.

19. The mobile station (202) of any one of claims 15 to 18, wherein the dynamic preview information in the drop down or pop-up interface (407) comprises a list of entries concerning at least some of the one or more new events in the one or more applications, at least one of the entries providing the portion of the content including the invokable link for invoking the

- 5 -

respective one or more applications in response to user input selecting one of the entries in the list.

20. The mobile station (202) of 19, wherein the drop down or pop-up interface (407) is configured to display a new event on the main screen (300) in response to user input selecting one of the entries in the list.

21. The mobile station (202) of any one of claims 15 to 18, wherein the dynamic preview information in the drop down or pop-up interface (407) further comprises a listing of services (604) associated with the at least one dynamic bar (304), each entry in the listing (604) comprising a count (608) of one or more new events associated with the respective service and each service also having an invocable link (610) to invoke the associated application user interface for the respective service in response to user input.

22. The mobile station (202) of any one of claims 15 to 21, wherein the application portion (302) comprises a plurality of application icons (312) or a list of bars (702), individual icons (312) or bars (702) in the application portion (302) being selectable by the user to invoke the respective application.

23. The mobile station (202) of any one of claims 16 to 21, wherein the label portion (308) represents a filter date used as a criterion by a filter applied in dynamically determining the dynamic preview information, wherein the filter date is capable of being changed by the user, wherein in response to a new filter date being provided by the user, the filter is re-applied for the new filter date to dynamically re-determine and update the dynamic preview information, and wherein the label portion (308) is re-displayed in the at least one dynamic bar (304) with a label corresponding to the new filter date.

24. The mobile station (202) of any one of claims 15 to 23, wherein the one or more applications are associated with the at least one dynamic bar (304) according to predetermined logical relationships between the one or more applications.

25. The mobile station (202) of claim 24, wherein label portion (308) is based on at least one of the predetermined logical relationships.

- 6 -

26. The mobile station (202) of claim 24 or 25, wherein the predetermined logical relationships are contextual relationships based on a manner in which a user of the mobile station may use the one or more applications and/or functional relationships based on functions that may be performed by the one or more application.

27. The mobile station (202) of any one of claims 15 to 26, wherein the one or more applications associated with the at least one dynamic bar (304) are configurable by the user of the mobile station.

28. The mobile station (202) of any one of claims 15 to 27, wherein the main screen (300) comprises a plurality of dynamic bars (304), each of said dynamic bars (304) being associated with respective ones of said one or more applications.

29. A machine-readable medium embodying program code executable by a processor of the mobile station (202) of any one of claims 15 to 28 for implementing the method of any one of claims 1 to 14.

Second Auxiliary Request

1. A method of controlling a mobile station (202) using a graphical user interface, GUI, displayed on a display screen (222) of the mobile station (202), the method comprising:

displaying on the display screen (222) a main screen (300) of the GUI, the main screen (300) comprising an application portion (302) occupying a major portion of the main screen (300), a mobile station status portion (306) for displaying status information concerning the mobile station (202), and at least one dynamic bar (304), the at least one dynamic bar (304) being associated with one or more applications on the mobile station (202), the at least one dynamic bar (304) being configured to expand and collapse via respectively displaying and removing a drop down or pop-up interface (407) in response to respective user input;

managing information concerning events of the one or more applications associated with the at least one dynamic bar (304);

displaying in the drop down or pop-up interface (407) dynamic preview information concerning one or more new events in the one or more applications, the dynamic preview information being determined dynamically from the information managed by the one or more applications and/or information determined from the managed information, the one or more applications including at least one messaging application, the dynamic preview information including at least a portion of a content of the one or more new events in the messaging application;

providing, in the portion of the content, at least one invokable link for invoking the at least one messaging application of the one or more applications in response to user input received from input means of the mobile station (202); and

continuously updating the dynamic preview information to be displayed in the drop down or pop-up interface (407) in response to a change in the one or more new events in the one or more applications.

2. The method of claim 1, wherein the at least one dynamic bar (304) comprises a label portion (308) and limited dynamic preview information selected from available dynamic preview information concerning the one or more applications.

- 2 -

3. The method of claim 2, wherein the at least one dynamic bar (304) further comprises one or more application icons, each application icon having displayed adjacent thereto limited dynamic preview information concerning the respective application.
4. The method of any one of claims 1 to 3, wherein the dynamic preview information in the at least one dynamic bar (304) comprises one or both of a count of new events and details concerning the one or more new events.
5. The method of any one of claims 1 to 4, wherein the dynamic preview information in the drop down or pop-up interface (407) comprises a list of entries concerning at least some of the one or more new events in the one or more applications, at least one of the entries providing the portion of the content including the invokable link for invoking the respective one or more applications in response to user input selecting one of the entries in the list.
6. The method of 5, wherein the drop down or pop-up interface (407) is configured to display a new event on the main screen (300) in response to user input selecting one of the entries in the list.
7. The method of any one of claims 1 to 4, wherein the dynamic preview information in the drop down or pop-up interface (407) further comprises a listing of services (604) associated with the at least one dynamic bar (304), each entry in the listing (604) comprising a count (608) of one or more new events associated with the respective service and each service also having an invokable link (610) to invoke the associated application user interface for the respective service in response to user input.
8. The method of any one of claims 1 to 6, wherein the application portion (302) comprises a plurality of application icons (312) or a list of bars (702), individual icons (312) or bars (702) in the application portion (302) being selectable by the user to invoke the respective application.
9. The method of any one of claims 2 to 7, wherein the label portion (308) represents a filter date used as a criterion by a filter applied in dynamically determining the dynamic preview information, wherein the filter date is capable of being changed by the user, wherein in response to a new filter date being provided by the user, the filter is re-applied for the new filter date to dynamically re-determine and update the dynamic preview information, and wherein the label

DOCSTOR: 2067270\1

- 3 -

portion (308) is re-displayed in the dynamic bar (304) with a label corresponding to the new filter date.

10. The method of any one of claims 1 to 9, wherein the one or more applications are associated with the at least one dynamic bar (304) according to predetermined logical relationships between the one or more applications.

11. The method of claim 10, wherein the label portion (308) is based on at least one of the predetermined logical relationships.

12. The method of claim 10 or 11, wherein the predetermined logical relationships are contextual relationships based on a manner in which a user of the mobile station may use the one or more applications and/or functional relationships based on functions that may be performed by the one or more application.

13. The method of any one of claims 1 to 12, wherein the one or more applications associated with the at least one dynamic bar (304) are configurable by the user of the mobile station.

14. The method of any one of claims 1 to 13, wherein the main screen (300) comprises a plurality of dynamic bars (304), each dynamic bar (304) having associated with it respective ones of said one or more applications.

15. A mobile station (202), comprising:

a display screen (222) for displaying thereon a graphical user interface, GUI;

input means for receiving input from a user of the mobile station (202);

means for displaying on the display screen (222) a main screen (300) of the GUI, the main screen (300) comprising an application portion (302) occupying a major portion of the main screen (300), a mobile station status portion (306) for displaying status information concerning the mobile station (202), and at least one dynamic bar (304) for controlling the operation of the mobile station (202), the at least one dynamic bar (304) being associated with one or more applications on the mobile station (202), the at least one dynamic bar (304) being configured to expand and collapse via respectively displaying and removing a drop down or pop-up interface (407) in response to respective user input,

DOCSTOR: 2067270.1

- 4 -

means for managing information concerning events of the one or more applications associated with the at least one dynamic bar (304);

means for displaying in the drop down or pop-up interface (407) dynamic preview information concerning one or more new events in the one or more applications, the dynamic preview information being determined dynamically from the information managed by the one or more applications and/or information determined from the managed information, the one or more applications including at least one messaging application, the dynamic preview information including at least a portion of a content of the one or more new events in the messaging application;;

means for providing, in the portion of the content, at least one invocable link for invoking the at least one messaging application of the one or more applications in response to user input received from the input means;

means for invoking the respective application in response to the user input; and

means for continuously updating the dynamic preview information to be displayed in the drop down or pop-up interface (407) in response to a change in the one or more new events in the one or more applications.

16. The mobile station (202) of claim 15, wherein the at least one dynamic bar (304) comprises a label portion (308) and limited dynamic preview information selected from available dynamic preview information concerning the one or more applications.

17. The mobile station (202) of claim 16, wherein the at least one dynamic bar (304) further comprises one or more application icons, each application icon having displayed adjacent thereto limited dynamic preview information concerning the respective application.

18. The mobile station (202) of any one of claims 15 to 17, wherein the dynamic preview information in the at least one dynamic bar (304) comprises one or both of a count of new events and details concerning the one or more new events.

19. The mobile station (202) of any one of claims 15 to 18, wherein the dynamic preview information in the drop down or pop-up interface (407) comprises a list of entries concerning at

- 5 -

least some of the one or more new events in the one or more applications, at least one of the entries providing the portion of the content including the invokable link for invoking the respective one or more applications in response to user input selecting one of the entries in the list.

20. The mobile station (202) of 19, wherein the drop down or pop-up interface (407) is configured to display a new event on the main screen (300) in response to user input selecting one of the entries in the list.

21. The mobile station (202) of any one of claims 15 to 18, wherein the dynamic preview information in the drop down or pop-up interface (407) further comprises a listing of services (604) associated with the at least one dynamic bar (304), each entry in the listing (604) comprising a count (608) of one or more new events associated with the respective service and each service also having an invokable link (610) to invoke the associated application user interface for the respective service in response to user input.

22. The mobile station (202) of any one of claims 15 to 21, wherein the application portion (302) comprises a plurality of application icons (312) or a list of bars (702), individual icons (312) or bars (702) in the application portion (302) being selectable by the user to invoke the respective application.

23. The mobile station (202) of any one of claims 16 to 21, wherein the label portion (308) represents a filter date used as a criterion by a filter applied in dynamically determining the dynamic preview information, wherein the filter date is capable of being changed by the user, wherein in response to a new filter date being provided by the user, the filter is re-applied for the new filter date to dynamically re-determine and update the dynamic preview information, and wherein the label portion (308) is re-displayed in the at least one dynamic bar (304) with a label corresponding to the new filter date.

24. The mobile station (202) of any one of claims 15 to 23, wherein the one or more applications are associated with the at least one dynamic bar (304) according to predetermined logical relationships between the one or more applications.

25. The mobile station (202) of claim 24, wherein label portion (308) is based on at least one of the predetermined logical relationships.

DOCSTOR: 2067270\1

- 6 -

26. The mobile station (202) of claim 24 or 25, wherein the predetermined logical relationships are contextual relationships based on a manner in which a user of the mobile station may use the one or more applications and/or functional relationships based on functions that may be performed by the one or more application.
27. The mobile station (202) of any one of claims 15 to 26, wherein the one or more applications associated with the at least one dynamic bar (304) are configurable by the user of the mobile station.
28. The mobile station (202) of any one of claims 15 to 27, wherein the main screen (300) comprises a plurality of dynamic bars (304), each of said dynamic bars (304) being associated with respective ones of said one or more applications.
29. A machine-readable medium embodying program code executable by a processor of the mobile station (202) of any one of claims 15 to 28 for implementing the method of any one of claims 1 to 14.

Datum
Date 13.04.2011
Date

Blatt
Sheet 1
Feuille

Anmelde-Nr:
Application No: 06 125 884.4
Demande n°:

With letter dated 15 February 2011, the applicant's representative informed the examining division about the intention not to attend the oral proceedings.

After allowing for potential late arrival of the representative, the proceedings were opened at 09:30 by the chairman.

In the absence of any counter arguments from the side of the applicant over and above those already presented in writing and during the telephone conversations with the representative, the examining division deliberated on the facts and submissions on file, and concluded that the application does not satisfy the requirements of the EPC. Hence the chairman announced the decision that the application is refused under Article 97(2) EPC due to the independent claims being unallowable under Article 52(1) EPC for lack of an inventive step, Article 56 EPC.

The oral proceedings were closed by the chairman at 11:30.

Application No.:

06 125 884.4

Decision of the Examining Division

In the oral proceedings held on 17.02.2011, the examining division has decided:

The European patent application is refused on the basis of Article 97(2) EPC. The reasons for the decision are attached (Form(s) 2916).

29.03.11

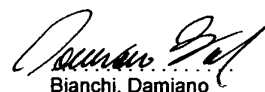
.....
Date



.....
Gavin Alarcon, Oscar
Chairman



.....
Teiwes, Jürgen
1st examiner



.....
Bianchi, Damiano
2nd examiner

Enclosure(s):

Form 2916

main request, first auxiliary request, second auxiliary request filed on 22.12.2010



European Patent Office
80298 MUNICH
GERMANY
Tel: +49 89 2399 0
Fax: +49 89 2399 4465



Patel, Binesh
Barker Brettell LLP
10-12 Priests Bridge
London
SW15 5JE
ROYAUME-UNI

Formalities Officer
Name: Hingel, Wolfgang
Tel: +49 89 2399 - 8717
or call
+31 (0)70 340 45 00

Substantive Examiner
Name: Teiwes, Jürgen
Tel: +49 89 2399 - 7504

Application No. 06 125 884.4 - 2414	Ref. 1082-0866	Date 13.04.2011
Applicant RESEARCH IN MOTION LIMITED		

Decision to refuse a European Patent application

The Examining Division - at the oral proceedings dated 17.02.2011 - has decided:

European Patent application No. 06 125 884.4 is refused.

Applicant/s:

RESEARCH IN MOTION LIMITED
295 Phillip Street
Waterloo, Ontario N2L 3W8
CA

Title

Dynamic bar oriented user interface for a device having a status bar displaying status information concerning the device

The grounds for the decision are set out on the supplemental sheets annexed hereto.

Means of redress

This decision is open to appeal.

Attention is drawn to the attached text of Articles 106 to 108 EPC and Rules 97 and 98 EPC.

Examining Division:

Chairman: Gavin Alarcon, Oscar
2nd Examiner: Bianchi, Damiano
1st Examiner: Teiwes, Jürgen



Hingel, Wolfgang
Formalities Officer
Tel. No.: +49 89 2399-8717

Enclosure(s): 15 page/s reasons (Form 2916)
Form 2019
main request, first auxiliary request, second auxiliary request filed on 22.12.2010
to EPO postal service: 08.04.11

Summary of facts and submissions

1 The present European patent application 06 125 884.4 was accorded a date of filing of 09-11-2004.

1.1 During the examination procedure, the following documents were cited by the examining division:

- D1 US 2003/142125 A1 (SALMIMAA MARJA [FI] ET AL) 31 July 2003 (2003-07-31)
- D2 US 2003/013483 A1 (AUSEMS MICHIEL R [US] ET AL) 16 January 2003 (2003-01-16)
- D3 US 2003/120957 A1 (PATHIYAL KRISHNA K [CA]) 26 June 2003 (2003-06-26)
- D4 US 5 617 526 A (ORAN DANIEL P [US] ET AL) 1 April 1997 (1997-04-01)
- D5 EP 1 265 157 A2 (MICROSOFT CORP [US]) 11 December 2002 (2002-12-11)
- D6 EP 1 152 333 A2 (GEOWORKS CORP [US] ACCESS CO LTD [JP]) 7 November 2001 (2001-11-07)

1.2 In the European search opinion dated 26.06.2007, the examination division raised an objection for lack of inventive step under Article 56 EPC for independent claims 1, 15 and 29 based on the combined disclosure of documents D2 and D1.

Similarly, the dependent claims 2-14 and 16-28 were found not to be inventive in the light of the cited documents.

Objections under Rule 42 and 43 EPC were also raised.

- 1.3 In his first letter of reply dated 05.09.2007, the applicant filed revised description pages 1, 2, 13 and 15 and submitted arguments in favour of the patentability of the current claims.
- Furthermore, a conditional request for oral proceedings according to Article 116 EPC was submitted.
- 1.4 In a first official communication dated 19.06.2008, the examination division raised an objection of lack of inventive step under Article 56 EPC in respect of independent claims 1, 15 and 29 based on the disclosure of document D5.
- Similarly, the dependent claims 2-14 and 16-28 were found not to be inventive in the light of the cited documents. Objections under Article 84 EPC were also raised against claim 1. Objections under Rule 42 and 43 EPC were also raised.
- 1.5 In his second letter of reply dated 19.12.2008, the applicant filed a new set of amended claims 1-29 (primarily addressing the objections under Article 56 EPC), revised description pages 2,3 (primarily addressing objections Article 84 EPC and Rule 42 EPC) and submitted arguments in favour of the patentability of the new claims.
- 1.6 In a second official communication dated 16.01.2009, the examination division explained as to why D5 is the most relevant prior art document and raised an objection of lack of inventive step under Article 56 EPC in respect of independent claims 1, 15 and 29 based on the disclosure of document D5.
- Similarly, the dependent claims 2-14 and 16-28 were found not to be inventive in the light of the cited documents. An objection under Rule 43 EPC was also raised.
- 1.7 In his third letter of reply dated 01.06.2009, the applicant filed a new set of amended claims 1-29 (primarily addressing the objections under Article 56 EPC), revised description pages 2,3 and submitted arguments in favour of the patentability of the new claims.
- 1.8 The examination division, in a third official communication of 29.09.2010, summoned the applicant to oral proceedings, due to take place on 17.02.2011. In the same communication, the examination division stated that
-

amended claims 7 and 21 contravene against Article 123 (2) EPC and further that independent claims 1, 15 and 29 still lack an inventive step as required under Article 56 EPC. In addition, objections under Article 84 EPC were also raised against claim 1. Further objections under Rule 42 and 43 EPC were also raised.

- 1.9 In his fourth letter of reply dated 22.12.2010, the applicant filed three new requests each with amended claims 1-29 (primarily addressing the objections under Article 56 EPC) replacing the claims filed with his latest letter and submitted arguments in favour of the patentability of the new claims of each request. Further, the applicant asked for early feedback for the new submissions in order to avoid having the oral proceedings.
- 1.10 A consultation by telephone was held on 10.02.2011 to inform the applicant in advance about the result of the examination of the latest filed three requests. It was set out that the independent claims still lack an inventive step based on the disclosure of document D5. Especially, the relevance and suitability of D5 as closest prior art document was confirmed again. Holding the oral proceedings was maintained.
- 1.11 A consultation by telephone was held on 14.02.2011 to present to the first examiner a further argument of the applicant, who explained that in claim 1 the invocable link invokes a full application with all potential functions of said application being available; whereas in D5 fig.10 invoking one of the mails by double clicking or by clicking on one of the icon buttons in the upper right corner assumingly only starts a further limited part of the email application, e.g. when pressing the reply button, but not the full email application as in claim 1. The examiner expressed that this argument will be considered in the oral proceedings.
- 1.12 In his fifth letter dated 15.02.2011, the applicant stated that he will not attend the oral proceedings.
- 1.13 The oral proceeding were held on the 17.02.2011 in absence of the applicant, whereby the applicant requested
- i) the grant of a patent based on the documents of the main request:

Datum
Date 13.04.2011
Date

Blatt
Sheet 4
Feuille

Anmelde-Nr:
Application No: 06 125 884.4
Demande n°:

Description, Pages

4-12, 14, 16	as originally filed	
1, 13, 15	filed in electronic form on	05-09-2007
2, 3, 3a	filed in electronic form on	01-06-2009

Claims, Numbers

1-29	filed in electronic form on	22-12-2010
------	-----------------------------	------------

Drawings, Sheets

1/11-11/11	as originally filed
------------	---------------------

ii) in the event that the main request cannot be granted, the grant of a patent based on the documents of the auxiliary request 1:

Description, Pages

4-12, 14, 16	as originally filed	
1, 13, 15	filed in electronic form on	05-09-2007
2, 3, 3a	filed in electronic form on	01-06-2009

Claims, Numbers

1-29	filed in electronic form on	22-12-2010
------	-----------------------------	------------

Drawings, Sheets

1/11-11/11	as originally filed
------------	---------------------

iii) in the event that the auxiliary request 1 cannot be granted, the grant of a patent based on the documents of the auxiliary request 2:

Datum
Date 13.04.2011
Date

Blatt
Sheet 5
Feuille

Anmelde-Nr:
Application No: 06 125 884.4
Demande n°:

Description, Pages

4-12, 14, 16	as originally filed	
1, 13, 15	filed in electronic form on	05-09-2007
2, 3, 3a	filed in electronic form on	01-06-2009

Claims, Numbers

1-29	filed in electronic form on	22-12-2010
------	-----------------------------	------------

Drawings, Sheets

1/11-11/11	as originally filed	
------------	---------------------	--

The requests are appended to the decision.

Grounds for the decision

Main Request

2 The application does not meet the requirements of Article 52(1) EPC, because the subject-matter of independent method claim 1 does not involve an inventive step, Article 56 EPC.

2.1 The formulation of independent method claim 1 is such that most of its subject matter can be read onto prior art document D5, which relates to a method of controlling a mobile station using a graphical user interface displayed on the screen of the mobile station (abstract).

In particular, document D5 discloses the steps of:

- *displaying on the display screen a main screen of the GUI, the main screen (see the description of the figures in para.25; fig.6A,8A,8B,8C,10) comprising an application portion occupying a major portion of the screen (fig.6A,8A,8B, 8C,10),*

- *and at least one dynamic bar (para.175; fig.6A obj.600,605; para. 161,179,180 fig.8A,8B,8C obj.805,810,815,820; para.181 fig.10 obj.1010),*

- *the at least one dynamic bar being associated with one or more applications on the mobile station (e.g. para.50,77,181 - The dynamic bar is functionally equivalent to the ticket/item 1010 which is somehow linked in this example to an email application of the device.),*

- *the at least one dynamic bar being configured to expand and collapse via respectively displaying and removing a drop down or pop-up interface in response to respective user input (para.161,179 "FIG. 8B is an exemplary screen image illustrating a dynamic person window or "enhanced tooltip" person window 825 accessed by selection of one of the person items 815 of FIG. 8A"; para.181 "User selection of the email ticket/item 1000 serves to expand/open an enhanced tooltip email window 1020 which allows user interaction with received email as from within a typical email application."),*

- *managing information concerning events of the one or more applications associated with the at least one dynamic bar (para.81; fig.10 obj.1010 showing the event count information"5/389" i.e. 5 new messages, 389 messages in total),*

- displaying in the drop down or pop-up interface dynamic preview information concerning one or more new events in the one or more applications (para. 50,181 and fig.10 - "User selection of the email ticket/item 1000 serves to expand/open an enhanced tooltip email window 1020 which allows user interaction with received email as from within a typical email application." 5 new messages are indicated by being presented with bold letters),

- the dynamic preview information being determined dynamically from the information managed by the one or more applications and/or information determined from the managed information (para.81),

- providing, in the dynamic preview information, an invokable link, which is activated in response to user input received from input means of the mobile station (para.50 especially "...Further, clicking on, or hovering a pointing device over the email item serves to bring up an email pop-up window including the contents of the email inbox folder being tracked/watched in accordance with the email ticket instructions...."; para.77,83 especially "... Such interaction serves to call up actionable expanded information or contact windows, namely "enhanced tooltip windows,..."; para.84 "In particular, "enhanced tooltips" can best be described as a large, actionable HTML, ActiveX TM , or other script or code based window having extended information. The tooltips are actionable in the sense that, in one embodiment, if a user clicks on or otherwise selects particular information or elements within the tooltip, the tooltip will automatically link to more detailed information for the particular information or contact represented by the item 200."; para. 181 "...User selection of the email ticket/item 1000 serves to expand/open an enhanced tooltip email window 1020 which allows user interaction with received email as from within a typical email application...."), and

- continuously updating the dynamic preview information to be displayed in the drop down or pop-up interface in response to a change in the one or more new events in the one or more applications (para.81).

- 2.2 The subject matter of claim 1 differs from D5 in two groups of method steps which are not interrelated and do not support each other. The first group comprises the step of *displaying a mobile station status portion for displaying status information concerning the mobile phone* and the second group comprises the step of *invoking a respective application of the one or more applications*.

2.2.1 All features of claim 1 which are directly related to the dynamic bar are considered to be essential for the invention. The "status portion" is located in the upper part of the display like the dynamic bar, but it is not somehow interrelated or interacting with the dynamic bar, because it does not offer any user interaction functionalities leading to more detailed information. The only common aspect is the fact that both present partly the same information for a certain embodiment in the description (count of new messages), whereby this is not reflected in claim 1.

Therefore, the "status portion" feature is not considered to be essential for the claimed invention, i.e. user interaction functionalities of a dynamic bar in order to the present an information hierarchy from little information over more information to very detailed information (by the way only one sentence in para. 46 of the description is referring to said status portion: "In Fig. 4, mobile station status portion 306 includes a new email count 402 indicating 30 unread emails.").

Thus the "status portion" feature does not provide an inventive step to claim 1, Article 56 EPC.

2.2.1.1 The applicant, being confronted with the above reasoning regarding the relevance of the "status portion" feature with respect to the invention, did not explain the extend of interaction of the "status bar" feature with the dynamic bar, i.e. its relevance for the invention. Rather the applicant states that D5 incorporates status information into its sidebar and not in a separate screen portion because of not having any space limitations, as D5 is primarily dealing with computers having large screens.

2.2.2 With respect to the "invoking a respective application" feature in claim 1, D5 discloses in para.84 *"In particular, "enhanced tooltips" can best be described as a large, actionable HTML, ActiveX TM, or other script or code based window having extended information. The tooltips are actionable in the sense that, in one embodiment, if a user clicks on or otherwise selects particular information or elements within the tooltip, the tooltip will automatically link to more detailed information for the particular information or contact represented by the item 200. Further, in one embodiment, tooltips may be nested, such that is a user hovers a mouse or other computer pointing device over the particular information or elements within a first tooltip, a second tooltip will pop up with further extended information relating to the particular information or elements within the first or "parent" tooltip."* In para.84 it is said, that the user

can click on information in the first enhanced tooltip window, which is considered being the drop down interface as defined in claim 1 (see 2.1), and thereby being automatically linked to a second tooltip window with further extended information relating to the particular selected element, i.e. in D5 fig. 10 further information is then presented in a second tooltip window related to the selected email in the first tooltip window 1020, whereby according to para. 50 all enhanced tooltip windows can be viewers that instantiate an instance of the user's email program.

For claim 1 the formulation "invoking a respective application" is interpreted by the examining division on the basis of the description para.46 "Clicking on the list will automatically invoke the email application, preferably at a view showing the selected email." (no further details about the invoking procedure and its consequences are provided in the description). The examining division derives from this wording that the selected email is shown to the user, potentially in some kind of window, whereby it is not unambiguously clear from said wording, which level or amount of functionality of the email application is available to the user with said presented window.

Further the examining division is of the opinion that "invoking an application" does not necessarily mean that in response to the "invoking..." an application window is presented to the user. It could also mean, that the application is started in the background and stays there or that a freshly started or already running application is accessed to provide some information to the calling software entity without moving the application to the foreground.

The examining division, therefore, is of the opinion, that an unambiguously clear differentiating effect between "for invoking a respective application" in claim 1 and "invoking an enhanced actionable tooltip" in D5 cannot be identified, which, in consequence, means that formulating a reasonable technical problem is not possible.

Thus the "invoking a respective application" feature does not provide an inventive step to claim 1, Article 56 EPC.

- 2.2.2.1 The applicant argued that the feature "invoking a respective application of the one or more applications" should be interpreted in the light of the description, whereby this means that e.g. the full email application is invoked showing the email content of the selected email from the preview information in the email application window to the user with 100% of the email application functionality

being available to the user. The applicant did not provide any more detailed information than referring to fig.3 and 4 and the related text passages of the description for supporting his interpretation.

2.2.2.2 As already mentioned above under 2.2.2 the examining division only finds details about the "invoking a ... application" in para.46 and herewith came to the conclusions that this does not unambiguously support the interpretation of the applicant, with the consequence that this feature is considered not providing an inventive step, Article 56 EPC, to claim 1.

2.3 The applicant stated that D5 further teaches that two types of action maybe provided by the items in the sidebar: either providing further information or interacting with the source object; i.e. this is an "either/or" configuration. In contrast, the subject matter claimed provides information in three different levels of detail; i.e. first show general information, second show preview information for an application and third provide an invocable link to said application.

2.3.1 However, D5 in para.181 "Similarly, FIG. 10 represents an email type ticket/item 1010 within another container/sidebar 1000. User selection of the email ticket/item 1000 serves to expand/open an enhanced tooltip email window 1020 which allows user interaction with received email as from within a typical email application." discloses a similar behaviour as first there is provided the ticket information as general information, second there is provided the "enhanced tooltip email window 1020" and third there is provided an invocable link to a further enhanced tooltip window as described in para.84, e.g. looking at the selected email content. Consequently, D5 does not only disclose a limited "either/or" configuration.

2.4 The applicant further argues that the dynamic preview information is very limited compared with the example given in D5 para.181 fig.10, where the first interaction with a ticket in the sidebar provides full functionality, i.e. in this case invoking functionality equivalent to a standard email application. According to the applicant this behaviour is considered as directly invoking a "third level" of details of presenting application related events/information, without having the intermediate second level as claimed. According to the applicant this "directly invoking a "third level" of details" is a significant waste

of the limited processing power available in a handheld device and a further hint that D5 is not concerned about the limitations of display space and processing power found in handheld devices.

- 2.4.1 In contrast to the applicant, the examining division is of the opinion that what is shown in fig.10 of D5 cannot be considered as a full functionality providing email client, which would, under normal circumstances, comprise e.g. a menu in its GUI with more functions (e.g. create email function) than those limited five functions (only functions which can be applied to the selected email as input data), which are presented by the five icons in the upper right corner of the pop-up window in fig.10 (five functions in fig.10: save, delete, reply, reply all, forward). In other words, the pop-up in fig.10 shows a reduced GUI of an email client application, whereby the functionality of the reduced client is achieved either by providing an email specific viewer having the desired email functionality, or by providing a viewer that instantiates an instance of the users email program for purposes of displaying the tracked/watched inbox folder (see para.50).

Similarly, the pop-up interface 407 in fig.4 of the application is considered to be a reduced GUI of an email client; either the reduced GUI belongs to the standard full email client application of the handheld device with reduced visible and accessible functionality or it belongs to a further special small program or operating system service acting like an email program but with reduced functionality being available as a second pseudo email client besides the full email client of the handheld device. According to the applicant the information shown in pop-up 407 is a "second level" information of totally three levels of details of application related events/information.

Hence, the information being presented in the pop-up of fig.10 of D5 is of the same second level of details as the preview information of the pop-up in fig.4 of the application, i.e. fig.10 does not provide a full functionality providing email client (see also para.83 and 84 for multi-level information presentation).

- 2.5 The applicant further argued that D5 is not the closest prior art. According to the applicant D5 is generally concerned with computing devices with large display screens.

- 2.5.1 The examining division is of the opinion, that D5 reveals multiple paras. 28,29,82,83,92,143,154 from which it becomes clear that D5 does indeed also consider applying the invention to computing devices with small display screens and not only large display screens.
- 2.6 The applicant refers to his submission that D5 teaches a sidebar, where the sidebar/container covers the entire display thereby supporting his interpretation that D5 is generally concerned with computing devices with large display screens.
- 2.6.1 In this respect the examining division points out that para.48 in combination with para.28, 82 and 83 show that the container does not necessarily need to cover the entire display. Applying the there disclosed information to the PDA in fig.6C would mean that potentially only one column of tickets would be shown instead of three, even a single ticket in a single container covering a certain region of the display would be possible, leaving 2/3 of the display or even more for using other applications.
- 2.7 The applicant refers to the example given in para.177, where the handheld device works in combination with a PC taking over the task of showing the tickets on the screen of the handheld instead of the PC.
- 2.7.1 The examining division is of the opinion that this example shows that the handheld has the invention of D5 been implemented in its user interface, but is configured according to the PC/handheld arrangement requirements (see para.48), i.e. especially before doing anything else the handheld has to deal with the tickets associated with the PC. However, when being separated from the PC, according to para.48, there is no need to always have three columns on the screen of the handheld, that is simply a choice of configuration.
- 2.8 The structural features of independent apparatus claim 15 correspond to the already discussed method steps of independent method claim 1. Independent claim 15 is, therefore, not allowable, Article 52(1)EPC.

- 2.9 The machine-readable medium embodying program code, executable by a processor of the mobile station of independent claim 29, corresponds to the already discussed method steps of independent method claim 1. Independent claim 29 is, therefore, not allowable, Article 52(1)EPC.

Auxiliary Request 1

- 3 Independent claims 1, 15 and 29 of the auxiliary request 1 have, in addition to claim 1 of the main request, included some more detailed information about the dynamic preview information, i.e. "the dynamic preview information including at least a portion of a content of the one or more new events". This additional information is also disclosed in D5 fig.10, which shows the subject of the mails in the subject column of the enhanced tooltip window.

Thus, based on a similar reasoning as in 2 to 2.2.2.2, claim 1, 15 and 29 of the first auxiliary request are also not allowable under Article 52(1)EPC.

Auxiliary Request 2

- 4 Independent claims 1, 15 and 29 of the auxiliary request 2 have, in addition to claim 1 of the auxiliary request 1, included some more detailed information about the invoked application, i.e. "the one or more applications including at least one messaging application,...". This additional information is also disclosed in D5 (para.50,181; fig.10), which shows content of a messaging application.

Thus, based on a similar reasoning as in 2 to 2.2.2.2, claim 1, 15 and 29 of the second auxiliary request are also not allowable under Article 52(1)EPC.

Datum
Date 13.04.2011
Date

Blatt
Sheet 14
Feuille

Anmelde-Nr:
Application No: 06 125 884.4
Demande n°:

Decision

- 5 In view of the above, the application is refused under Article 97(2)EPC because the subject-matter of independent method claim 1, independent device claim 15 and independent machine-readable media claim 29 of the main request, auxiliary request 1 and auxiliary request 2 are not inventive in the sense of Article 52(1) EPC and Article 56 EPC.

Further comments not being part of the decision

All three requests comprise basically the same dependent claims 2-14 and 16-28, some small differences between a certain claim of a one request compared to another request have more a clarifying character than introducing a complete new feature. The additional features of dependent claims 2-14 and 16-28 are fully or at least partly disclosed by some cited prior art document:

- claim 2,4: fig.10 obj.1010 show the label "User Feedback" and as limited dynamic preview information "5/389";
 - claim 3: fig.10 obj.1010 shows icon with a letter symbol;
 - claim 5: paras.50,77,83,181; fig.10 obj.1020 shows 5 new events i.e. here letters;
 - claim 6: para.181 fig.10 or para.180 fig.8C;
 - claim 7: paras.93,145,156 Tickets/Viewers can be user configured and may interact with multiple communications sources/services to provide e.g. status information of the multiple services to the user;
 - claim 8: fig.10;
 - claim 9: paras.93,145,156 Tickets/Viewers can be user configured, i.e. they provide a filter function;
 - claim 10: paras.168-173 fig.5 obj.530;
 - claim 11: fig.6C;
 - claim 12,13: paras.93,145,156 Tickets/Viewers can be user configured, i.e. the user can define tickets which show combined preview information of contextually related communication sources;
 - claim 14: fig.6C;
 - claims 16-28 corresponding to claims 2-14; or
- are implementation measures not involving any special technical effect. Hence, the additional features of claims 2-14 and 16-28 do not add anything inventive to the independent claim to which they refer within the three requests.

Article 106
Decisions subject to appeal

- (1) An appeal shall lie from decisions of the Receiving Section, Examining Divisions, Opposition Divisions and the Legal Division. It shall have suspensive effect.
- (2) A decision which does not terminate proceedings as regards one of the parties can only be appealed together with the final decision, unless the decision allows a separate appeal.
- (3) The right to file an appeal against decisions relating to the apportionment or fixing of costs in opposition proceedings may be restricted in the Implementing Regulations.

Rule 97
Appeal against apportionment and fixing of costs

- (1) The apportionment of costs of opposition proceedings cannot be the sole subject of an appeal.
- (2) A decision fixing the amount of costs of opposition proceedings cannot be appealed unless the amount exceeds that of the fee for appeal.

Rule 98
Surrender or lapse of the patent

The decision of an Opposition Division may be appealed even if the European patent has been surrendered in all the designated Contracting States or has lapsed in all those States.

Article 107
Persons entitled to appeal and to be parties to appeal proceedings

Any party to proceedings adversely affected by a decision may appeal. Any other parties to the proceedings shall be parties to the appeal proceedings as of right.

Article 108
Time limit and form

Notice of appeal shall be filed in accordance with the Implementation Regulations, at the European Patent Office within **two months** of notification of the decision. Notice of appeal shall not be deemed to have been filed until the fee for appeal has been paid. Within **four months** of notification of the decision, a statement setting out the grounds of appeal shall be filed in accordance with the Implementing Regulations.

Further information concerning the filing of an appeal

- (a) The appeal is to be filed with the European Patent Office either at its seat in Munich, at its branch at The Hague or at its Berlin sub-office. The postal addresses are as follows:

(i) European Patent Office
80298 MUNICH
GERMANY

(ii) European Patent Office
Postbus 5818
2280 HV Rijswijk
NETHERLANDS

(iii) European Patent Office
10958 BERLIN
GERMANY

Fax: +49 89 2399-4465

Fax: +31 70 340-3016

Fax: +49 30 259 01-840

- (b) The notice of appeal must contain the name and address of the appellant in accordance with the provisions of Rule 41(2)(c) EPC, an indication of the decision impugned, and a request defining the subject of the appeal. In the statement of grounds of appeal the appellant shall indicate the reasons for setting aside the decision impugned, or the extent to which it is to be amended, and the facts and evidence on which the appeal is based (R. 99(1) and (2) EPC). The notice of appeal and any subsequent submissions stating the grounds for appeal must be signed (R. 50(3) EPC).

- (c) Notice of appeal can be filed in accordance with Rule 1 and Rule 2(1) EPC, by delivery by hand, by post, or by technical means of communication. The filing has to comply with the details and conditions and, where appropriate, any special formal or technical requirements laid down by the President of the European Patent Office (R. 99(3) EPC).
- (d) The fee for appeal is laid down in the Rules relating to Fees. The schedule of fees and expenses of the EPO or a reference to the current version is regularly published in the Official Journal of the European Patent Office under the heading "Guidance for the payment of fees, expenses and prices". It is also published on the EPO Internet page under <http://www.epo.org/Patents/Grant-procedure/Filing-an-application/costs-and-fees.html>.

Application No. :

06 125 884.4

Minutes of the oral proceedings before the EXAMINING DIVISION

The proceedings were not public.

Proceedings opened on 17.02.2011 at 09:30 hours

Examining Division:

Chairman: Gavin Alarcon, Oscar
1st member: Teiwes, Jürgen
2nd member: Bianchi, Damiano
Minute writer: Bianchi, Damiano

Present as/for the applicant/s:

Nobody had appeared for the applicant/s. The chairman confirmed that the applicant/s had been duly summoned.

Essentials of the oral proceedings and the relevant statements of the applicant/s:

After deliberation of the examining division, the chairman announced the following **decision**:

"The European patent application is refused."


Regarding the reasons for the decision, the chairman referred to:

Article 97(2) EPC: the application does not meet the requirements of Article/s 56 EPC.

The chairman **closed the proceedings** on 17.02.2011 at 11:30 hours.



.....
Gavin Alarcon, Oscar
Chairman



.....
Bianchi, Damiano
Minute Writer

Annex(es):

After deliberation of the examining division, the chairman announced the following **decision**:

"The European patent application is refused."

Regarding the reasons for the decision, the chairman referred to:

Article 97(2) EPC: the application does not meet the requirements of Article/s 56 EPC.

The chairman **closed the proceedings** on 17.02.2011 at 11:30 hours.



signed:

Gavin Alarcon, Oscar
.....
Chairman

signed:

Bianchi, Damiano
.....
Minute Writer

Enclosure(s):



European Patent Office
80298 MUNICH
GERMANY
Tel: +49 89 2399 0
Fax: +49 89 2399 4465



Patel, Binesh
Barker Brettell LLP
10-12 Priests Bridge
London
SW15 5JE
ROYAUME-UNI

Formalities Officer
Name: Hingel, Wolfgang
Tel: +49 89 2399 - 8717
or call
+31 (0)70 340 45 00

Application No. 06 125 884.4 - 2414	Ref. 1082-0866	Date 13.04.2011
Applicant RESEARCH IN MOTION LIMITED		

Provision of a copy of the minutes in accordance with Rule 124(4) EPC

The attached copy of the minutes of the oral proceedings is sent to you in accordance with Rule 124(4) EPC.



Hingel, Wolfgang
For the Examining Division
Tel. No.: +49 89 2399 - 8717

Enclosure(s): Copy of the minutes (Form 2009)

Datum
Date 18.02.2011
Date

Blatt
Sheet 1
Feuille

Anmelde-Nr:
Application No: 06 125 884.4
Demande n°:

The applicant called and pointed out that in claim 1 the invocable link invokes a **full** application with all potential functions of said application being available; whereas in D5 fig.10 invoking one of the mails by double clicking or by clicking on one of the icon buttons in the upper right corner assumingly only starts a further limited part of the email application, e.g. when pressing the reply button, but **not the full** email application as in claim 1.

The examiner expressed that this argument will be considered in the oral proceedings. However, if this difference really exists, then still the question of granting a patent for that difference has to be answered.



European Patent Office
80298 MUNICH
GERMANY
Tel: +49 89 2399 0
Fax: +49 89 2399 4465



Patel, Binesh
Barker Brettell LLP
10-12 Priests Bridge
London
SW15 5JE
ROYAUME-UNI

Formalities Officer
Name: Reichert, Jacques
Tel: +49 89 2399 - 8162
or call
+31 (0)70 340 45 00

Substantive Examiner
Name: Teiwes, Jürgen
Tel: +49 89 2399 - 7504

Application No. 06 125 884.4 - 2414	Ref. 1082-0866	Date 18.02.2011
Applicant RESEARCH IN MOTION LIMITED		

Result of consultation

A copy of the result of consultation of 14.02.2011 is enclosed for your information.



Teiwes, Jürgen
For the Examining Division

Enclosure(s): Copy of result of consultation (Form 2036)

Application No. :

06 125 884.4

Consultation by telephone with the applicant / representative

Despatch for information

Participants

Applicant: RESEARCH IN MOTION LIMITED
Representative: Patel, Binesh
Member(s) of the Examining Division: Teiwes, Jürgen

Result of consultation

See Separate Sheet



14.02.2011

.....
Date

Teiwes, Jürgen

.....
Examiner



European patent application No. 06125884.4

URGENT !
To be completed (under II.) and returned to the formalities officer immediately

**Maintenance / Change of date / Cancellation of oral proceedings
arranged for:
day 17.02.11 at 09.00 hrs**

I. To the Examining / Opposition division

1. The proprietor has requested the revocation (or the like) of his patent (date:).

2. The party / witness Representative has indicated (date: ..15..02..2011...) that he / she
 - requests the date / time of oral proceedings to be changed.
 - withdraws the request for oral proceedings.
 - will not be attending.
 - wishes to be heard by a national court.
 - has filed amendments (in examination proceedings).
 - has requested that the oral proceedings be held as a videoconference (in examination proceedings).

3. Two months before the oral proceedings the application is deemed to be withdrawn (in examination proceedings). The oral proceedings have to be cancelled.

16-02-2011
Date

Filip, Hannelore
Formalities Officer

European patent application No. 06125884.4

II. To the Formalities Officer

1. The date / time fixed for oral proceedings is maintained.
 (if necessary) The reasons are indicated on enclosed EPO Form 2906/2906O, which is to be dispatched to the party with EPO Form 2008A/2310A.
2. At the instigation of the division the oral proceedings cannot take place on the arranged date for the reasons indicated on enclosed EPO Form 2906, which is to be dispatched to the party with EPO Form 2008A/2310A.

Date

Director (see Internal Instructions IE-III, 1.2)

3. The summons to attend oral proceedings on 17.02.11 should be cancelled.
3.1 The proceedings will be continued in writing.
3.2 A new date will be set later.
3.3 A new date/time is set as follows:
date at hrs.
Parties' written submissions and amendments in preparation for the oral proceedings, if any, should be made not later than
..... month(s) before the date of the oral proceedings.
4. The request for the oral proceedings to be held as a videoconference
4.1 is allowed.
4.2 is rejected for the reasons indicated on enclosed EPO Form 2906, which is to be dispatched to the party with EPO Form 2008A.
5. The application is deemed to be withdrawn. The oral proceedings are cancelled.

16.2.2011

Date

Chairman

Second member

Navs

Primary Examiner

Legal member

III. Action taken by the formalities officer

- EPO Form 2008A/2310A has been dispatched, if applicable (see point II above) together with EPO Form 2906/2906O.
 A new summons has been dispatched.

16.02.11 FD

Date

Hannelore Filip

Formalities Officer



European Patent Office
80298 MUNICH
GERMANY
Tel. +49 (0)89 2399 - 0
Fax +49 (0)89 2399 - 4465



Patel, Binesh
Barker Brettell LLP
10-12 Priests Bridge
London
SW15 5JE
GRANDE BRETAGNE

Formalities Officer

Name: Filip, Hannelore
Tel.: 2861
or call:
+31 (0)70 340 45 00

Attn: Binesh Patel
Fax: +44 121 456 1368

Date
16-02-2011

Reference 1082-0866	Application No./Patent No. 06125884.4 - 2414 / 1768359
Applicant/Proprietor RESEARCH IN MOTION LIMITED	

BRIEF COMMUNICATION

Oral Proceedings on 17.02.11

Subject: Your letter of 15-02-2011

- Communication: The summons to attend oral proceedings on 17.02.11 has been cancelled.
- The procedure will be continued in writing.
- The date fixed for oral proceedings is maintained.
- A new date will be set later.
- Please confirm receipt by return of fax. Thank you!

Please take note.

For the Examining Division





Acknowledgement of receipt

We hereby acknowledge receipt of the following subsequently filed document(s):

Submission number	1101523	
Application number	EP06125884.4	
Date of receipt	15 February 2011	
Receiving Office	European Patent Office, The Hague	
Your reference	BP50853P.EPAD1	
Applicant	All applicants as on file	
Documents submitted	package-data.xml epf1038.pdf (1 p.)	ep-sfd-request.xml ORAL-1.pdf\BP50853P.EPAD1_LTR to EPO_Not attending OP_150211.pdf (1 p.)
Submitted by	CN=B. Lincoln 16529,O=Barker Brettell LLP,C=GB	
Method of submission	Online	
Date and time receipt generated	15 February 2011, 16:55 (CET)	
Message Digest	58:E6:50:C2:71:8F:D3:BD:B5:05:AC:85:41:96:EC:91:59:B9:12:A8	

Correction by the EPO of errors in debit instructions filed by eOLF

Errors in debit instructions filed by eOLF that are caused by the editing of Form 1038E entries or the continued use of outdated software (all forms) may be corrected automatically by the EPO, leaving the payment date unchanged (see decision T 152/82, OJ EPO 1984, 301 and point 6.3 ff ADA, Supplement to OJ EPO 10/2007).

/European Patent Office/

Datum
Date 15.02.2011
Date

Blatt
Sheet 1
Feuille

Anmelde-Nr:
Application No: 06 125 884.4
Demande n°:

The applicant was informed that the examining division after detailed consideration of the three requests filed in electronic form on 22-12-2010 is of the preliminary opinion that the independent claims lack an inventive step, Article 56 EPC, basically based on the same reasoning as presented in the summons for oral proceedings dated 29-09-2010. Especially, the relevance and suitability of D5 as the closest prior document is confirmed by the examining division (see D5 para.28). Hence, the oral proceedings will be held as announced on 17-02-2011.



European Patent Office
80298 MUNICH
GERMANY
Tel: +49 89 2399 0
Fax: +49 89 2399 4465



Patel, Binesh
Barker Brettell LLP
10-12 Priests Bridge
London
SW15 5JE
ROYAUME-UNI

Formalities Officer
Name: Reichert, Jacques
Tel: +49 89 2399 - 8162
or call
+31 (0)70 340 45 00

Substantive Examiner
Name: Teiwes, Jürgen
Tel: +49 89 2399 - 7504

Application No. 06 125 884.4 - 2414	Ref. 1082-0866	Date 15.02.2011
Applicant RESEARCH IN MOTION LIMITED		

Result of consultation

A copy of the result of consultation of 10.02.2011 is enclosed for your information.



Teiwes, Jürgen
For the Examining Division

Enclosure(s): Copy of result of consultation (Form 2036)

RE: C (Patel, GB) - changes in acting representative entries

Binesh Patel

to:

legaldivision

15-02-2011 12:27

Cc:

groosenburg

Show Details

Apologies - I did not realise there were two steps - I will be patient. Please let me know once all changes are complete.

Thank you

Binesh Patel

From: ischwarzenbach@epo.org [mailto:ischwarzenbach@epo.org] **On Behalf Of** legaldivision@epo.org

Sent: 15 February 2011 10:14

To: Binesh Patel

Cc: groosenburg@epo.org

Subject: RE: C (Patel, GB) - changes in acting representative entries

Dear Mr Patel,

Since the change of address you requested has effect not only on the entry in the list of professional representatives (responsible department is the Legal Division, Dir. 5.2.4) but also on all the filings in which you are named as representative and are published as such in the Register (responsible unit in DG2 is Client Data Registration), we kindly ask you to be patient until all the changes have been recorded. Thank you.

Yours sincerely

Ingeborg Schwarzenbach

Legal Division | Dir. 5.2.4
European Patent Office | 80298 Munich
Tel. +49-89-2399-5241
Fax: +49-89-2399-5148
e-mail: legaldivision@epo.org
www.epo.org

New address for
FREP Patel, Binesh:
Barker Brettell LLP
100 Hagley Road
Birmingham B16 8QQ
UK.

RE: (Patel, GB) - confirmation

Binesh Patel

to: legaldivision

14-02-2011 15:14

Good afternoon

Will this change take effect immediately, or after publication of the amendment? Most of my EPO post, e.g. search reports, exam reports, etc. is still being addressed to the previous London address. This post includes letters dated 8 Feb, for example.


file://C:\Documents and Settings\gr20677\Local Settings\Temp\notes9C18FF~-web9... 19-04-2011

Thank you
Binesh

Binesh Patel
Barker Brettell LLP
100 Hagley Road
Birmingham
B16 8QQ

t: +44 121 456 0000
f: +44 121 456 1368
e: binesh.patel@barkerbrettell.co.uk
w: www.barkerbrettell.co.uk

From: mvoth@epo.org [mailto:mvoth@epo.org] **On Behalf Of** legaldivision@epo.org
Sent: 26 January 2011 10:08
To: Binesh Patel
Subject: (Patel, GB) - confirmation



Dir. 5.2.4

Rechtsabteilung
Legal Division
Division juridique

Change of contact data

Your request of 17.01.2011

Dear Sir ,
Following your request your contact data were amended on the list of professional representatives before the EPO. It reads as follows:

Patel, Binesh
Barker Brettell LLP
100 Hagley Road
Edgbaston
Birmingham B16 8QQ
UNITED KINGDOM

The Institute of professional representatives (epi) will be informed by the Legal Division accordingly.
The amendment will be published in Official Journal No. 03/2011.

The internet database on www.epo.org of professional representatives is updated about twice per month.
Please check whether the published data are correct.

Best regards

Michele Voth

Legal Division | Dir. 5.2.4
European Patent Office | 80298 Munich
Tel. +49-89-2399-5237
Fax: +49-89-2399-5148



Letter accompanying subsequently filed items

Sender:

Mr Binesh PATEL
Barker Brettell LLP
100 Hagley Road
Edgbaston
Birmingham West Midlands B16 8QQ
United Kingdom

Phone: +44 121 456 0000
Fax: +44 121 456 1368
E-mail: binesh.patel@barkerbrettell.co.uk

80298 Munich
 Germany
 Tel. +49(0)89 2399-0 | Fax -4465

P.O. Box 5818
 NL-2280 HV Rijswijk
 Netherlands
 Tel. +31(0)70 340-2040 | Fax -3016

10958 Berlin
 Germany
 Tel. +49(0)30 25901-0 | Fax -840

The document(s) listed below is (are) subsequently filed documents pertaining to the following application:

Application number	06125884.4
Applicant's or representative's reference	BP50853P.EPAD1

	Description of document	Original file name	Assigned file name
1	Letter dealing with Oral proceedings	BP50853P.EPAD1_LTR to EPO_Not attending OP_150211.pdf	ORAL-1.pdf

Signatures

Place:	Birmingham, GB
Date:	15 February 2011
Signed by:	GB, Barker Brettell LLP, B. Lincoln 16529
Association:	Barker Brettell LLP
Capacity:	(Representative)

Application No. :

06 125 884.4

Consultation by telephone with the applicant / representative

Despatch for information

Participants

Applicant: RESEARCH IN MOTION LIMITED

Representative: Patel, Binesh

Member(s) of the
Examining Division: Teiwes, Jürgen

Result of consultation

See Separate Sheet

10.02.2011

.....
Date



Teiwes, Jürgen

.....
Examiner



BARKERBRETTELL

PATENTS TRADE MARKS COPYRIGHT DESIGNS

Please reply to Birmingham Office
Contact: Mr Binesh Patel
Email: binesh.patel@barkerbrettell.co.uk

European Patent Office
D-80298 München
GERMANY

For the attention of Jürgen Teiwes, Primary Examiner

FILED ELECTRONICALLY

Your ref:
06125884.4

Our ref:
BP50853P.EPAD1

15 February 2011

Dear Sirs

European Patent Application No 06 125 884.4
In the name of Research In Motion Limited

I write to advise you that I will not be attending the oral proceedings scheduled for 17 February 2011 on the above-mentioned application.

The examining division is requested to consider the comments and submissions on file in full detail before issuing a decision.

Yours faithfully

(signed electronically)

Binesh Patel – Professional Representative
for and on behalf of **Barker Brettell LLP**

encs

G:\Case Storage\Patents\P_50001-P_51000\P_50853_EPAD1\BP50853P.EPAD1_RIM Ref 12694-EP-EPD_OR Ref 16813-39EP_LTR to EPO_Not attending
OR 150211 15:52 PM

100 HAGLEY ROAD EDGBASTON BIRMINGHAM B16 8QQ ENGLAND TEL: +44 (0)121 456 0000 FAX: +44 (0)121 456 1368

Email: bham@barkerbrettell.co.uk URL: www.barkerbrettell.co.uk

London Southampton Cambridge Worcester Gloucester

Barker Brettell LLP is a limited liability partnership registered in England and Wales, registered number OC334593

Registered address: 100 Hagley Road Edgbaston Birmingham B16 8QQ England, where a list of members may be inspected

Regulated by the Intellectual Property Regulation Board

A reference to a partner means a member of Barker Brettell LLP or an employee in connection of Barker Brettell LLP with equivalent status and qualifications

European patent application No. 06125884.4

URGENT !
To be completed (under II.) and returned to the formalities officer immediately

**Maintenance / Change of date / Cancellation of oral proceedings
 arranged for:
 day 17.02.11 at 09.00 hrs**

I. To the Examining / Opposition division

1. The proprietor has requested the revocation (or the like) of his patent (date:).

2. The party / witness has indicated (date: 22.12.2010)
 that he / she
 - requests the date / time of oral proceedings to be changed.
 - withdraws the request for oral proceedings.
 - will not be attending.
 - wishes to be heard by a national court.
 - has filed amendments (in examination proceedings).
 - has requested that the oral proceedings be held as a videoconference (in examination proceedings).

3. Two months before the oral proceedings the application is deemed to be withdrawn (in examination proceedings). The oral proceedings have to be cancelled.

27-12-2010

 Date

Kastlova, Alena

 Formalities Officer

European patent application No. 06125884.4

II. To the Formalities Officer

- 1. The date / time fixed for oral proceedings is maintained.
 - (if necessary) The reasons are indicated on enclosed EPO Form 2906/2906O, which is to be dispatched to the party with EPO Form 2008A/2310A.
- 2. At the instigation of the division the oral proceedings cannot take place on the arranged date for the reasons indicated on enclosed EPO Form 2906, which is to be dispatched to the party with EPO Form 2008A/2310A.

Date

Director (see Internal Instructions IE-III, 1.2)

- 3. The summons to attend oral proceedings on 17.02.11 should be cancelled.
 - 3.1 The proceedings will be continued in writing.
 - 3.2 A new date will be set later.
 - 3.3 A new date/time is set as follows:
 - date at hrs.
 - Parties' written submissions and amendments in preparation for the oral proceedings, if any, should be made not later than
 - month(s) before the date of the oral proceedings.
- 4. The request for the oral proceedings to be held as a videoconference
 - 4.1 is allowed.
 - 4.2 is rejected for the reasons indicated on enclosed EPO Form 2906, which is to be dispatched to the party with EPO Form 2008A.
- 5. The application is deemed to be withdrawn. The oral proceedings are cancelled.

Date

Chairman

Second member

Primary Examiner

Legal member

III. Action taken by the formalities officer

- EPO Form 2008A/2310A has been dispatched, if applicable (see point II above) together with EPO Form 2906/2906O.
- A new summons has been dispatched.
-

Date

Formalities Officer



Acknowledgement of receipt

We hereby acknowledge receipt of the following subsequently filed document(s):

Submission number	1048651	
Application number	EP06125884.4	
Date of receipt	22 December 2010	
Receiving Office	European Patent Office, The Hague	
Your reference	BP50853P.EPAD1	
Applicant	All applicants as on file	
Documents submitted	package-data.xml epf1038.pdf (1 p.) CLMSPAMD-1.pdf\BP50853P.EPAD1 _Main Request Claims_221210.pdf (6 p.) CLMSPAMD-3.pdf\BP50853P.EPAD1 _First Auxiliary Request Claims_221210.pdf (6 p.) CLMSPAMD-5.pdf\BP50853P.EPAD1 _Second Auxiliary Request Claims_221210.pdf (6 p.)	ep-sfd-request.xml ORAL-1.pdf\BP50853P.EPAD1_Resp onse_221210.pdf (5 p.) CLMSPAMD-2.pdf\BP50853P.EPAD1 _Main Request Claims_Track_221210.pdf (6 p.) CLMSPAMD-4.pdf\BP50853P.EPAD1 _First Auxiliary Request Claims_Track_221210.pdf (6 p.) CLMSPAMD-6.pdf\BP50853P.EPAD _Second Auxiliary Request Claims_Track_221210.pdf (6 p.)
Submitted by	CN=B. Patel 10385,O=Barker Brettell LLP,C=GB	
Method of submission	Online	
Date and time receipt generated	22 December 2010, 16:25 (CET)	
Message Digest	E7:FD:AB:6D:E8:99:B2:19:FE:5B:D9:D8:F7:B0:62:21:32:32:0E:4E	

Correction by the EPO of errors in debit instructions filed by eOLF

Errors in debit instructions filed by eOLF that are caused by the editing of Form 1038E entries or the continued use of outdated software (all forms) may be corrected automatically by the EPO, leaving the payment date unchanged (see decision T 152/82, OJ EPO 1984, 301 and point 6.3 ff ADA, Supplement to OJ EPO 10/2007).

/European Patent Office/

Main Request

1. A method of controlling a mobile station (202) using a graphical user interface, ~~(GUI) (302)~~, displayed on a display screen (222) of the mobile station (202), the method comprising:

displaying on the display screen (222) a main screen (300) of the GUI ~~(302)~~, the main screen (300) comprising an application portion (302) occupying a major portion of the main screen (300), a mobile station status portion (306) for displaying status information concerning the mobile station (202), and at least one dynamic bar (304), the at least one dynamic bar (304) being associated with one or more applications on the mobile station (202), the at least one dynamic bar (304) being configured to expand and collapse via respectively displaying and removing a drop down or pop-up interface (407) in response to respective user input;

managing information concerning events of the one or more applications associated with the at least one dynamic bar (304);

displaying in the drop down or pop-up interface (407) dynamic preview information concerning one or more new events in the one or more applications, the dynamic preview information being determined dynamically from the information managed by the one or more applications and/or information determined from the managed information;

providing, in the dynamic preview information an invokable link for invoking a respective application of the one or more applications in response to user input received from input means of the mobile station (202);

and

continuously updating the dynamic preview information to be displayed in the drop down or pop-up interface (407) in response to a change in the one or more new events in the one or more applications.

2. The method of claim 1, wherein the at least one dynamic bar (304) comprises a label portion (308) and limited dynamic preview information selected from available dynamic preview information concerning the one or more applications.
3. The method of claim 2, wherein the at least one dynamic bar (304) further comprises one or more application icons, each application icon having displayed adjacent thereto limited dynamic preview information concerning the respective application.
4. The method of any one of claims 1 to 3, wherein the dynamic preview information in the at least one dynamic bar (304) comprises one or both of a count of new events and details concerning the one or more new events.
5. The method of any one of claims 1 to 4, wherein the dynamic preview information in the drop down or pop-up interface (407) comprises a list of entries concerning at least some of the one or more new events in the one or more applications, at least one of the entries providing the invocable link for invoking the respective one or more applications in response to user input selecting one of the entries in the list.
6. The method of 5, wherein the drop down or pop-up interface (407) is configured to display a new event on the main screen (300) in response to user input selecting one of the entries in the list.
7. The method of any one of claims 1 to 4, wherein the dynamic preview information in the drop down or pop-up interface (407) comprises a listing of services (604) associated with the at least one dynamic bar (304), each entry in the listing (604) comprising a count (608) of one or more new events associated with the respective service and each service having an invocable link (610) to invoke the associated application user interface for the respective service in response to user input.
8. The method of any one of claims 1 to 6, wherein the application portion (302) comprises a plurality of application icons (312) or a list of bars (702), individual icons (312) or bars (702) in the application portion (302) being selectable by the user to invoke the respective application.

9. The method of any one of claims 2 to 7, wherein the label portion (308) represents a filter date used as a criterion by a filter applied in dynamically determining the dynamic preview information, wherein the filter date is capable of being changed by the user, wherein in response to a new filter date being provided by the user, the filter is re-applied for the new filter date to dynamically re-determine and update the dynamic preview information, and wherein the label portion (308) is re-displayed in the dynamic bar (304) with a label corresponding to the new filter date.

10. The method of any one of claims 1 to 9, wherein the one or more applications are associated with the at least one dynamic bar (304) according to predetermined logical relationships between the one or more applications.

11. The method of claim 10, wherein the label portion (308) is based on at least one of the predetermined logical relationships.

12. The method of claim 10 or 11, wherein the predetermined logical relationships are contextual relationships based on a manner in which a user of the mobile station may use the one or more applications and/or functional relationships based on functions that may be performed by the one or more application.

13. The method of any one of claims 1 to 12, wherein the one or more applications associated with the at least one dynamic bar (304) are configurable by the user of the mobile station.

14. The method of any one of claims 1 to 13, wherein the main screen (300) comprises a plurality of dynamic bars (304), each dynamic bar (304) having associated with it respective ones of said one or more applications.

15. A mobile station (202), comprising:

a display screen (222) for displaying thereon a graphical user interface, (GUI) (302);
input means for receiving input from a user of the mobile station (202);

means for displaying on the display screen (222) a main screen (300) of the GUI (300), the main screen (300) comprising an application portion (302) occupying a major portion of the main screen (300), a mobile station status portion (306) for displaying status information concerning the mobile station (202), and at least one dynamic bar (304) for controlling the operation of the mobile station (202), the at least one dynamic bar (304) being associated with one or more applications on the mobile station (202), the at least one dynamic bar (304) being configured to expand and collapse via respectively displaying and removing a drop down or pop-up interface (407) in response to respective user input,

means for managing information concerning events of the one or more applications associated with the at least one dynamic bar (304);

means for displaying in the drop down or pop-up interface (407) dynamic preview information concerning one or more new events in the one or more applications, the dynamic preview information being determined dynamically from the information managed by the one or more applications and/or information determined from the managed information;

means for providing, in the dynamic preview information, an invokable link for invoking a respective application of the one or more applications in response to user input received from the input means;

means for invoking the respective application in response to the user input; and

means for continuously updating the dynamic preview information to be displayed in the drop down or pop-up interface (407) in response to a change in the one or more new events in the one or more applications.

16. The mobile station (202) of claim 15, wherein the at least one dynamic bar (304) comprises a label portion (308) and limited dynamic preview information selected from available dynamic preview information concerning the one or more applications.

17. The mobile station (202) of claim 16, wherein the at least one dynamic bar (304) further comprises one or more application icons, each application icon having displayed adjacent thereto limited dynamic preview information concerning the respective application.

18. The mobile station (202) of any one of claims 15 to 17, wherein the dynamic preview information in the at least one dynamic bar (304) comprises one or both of a count of new events and details concerning the one or more new events.

19. The mobile station (202) of any one of claims 15 to 18, wherein the dynamic preview information in the drop down or pop-up interface (407) comprises a list of entries concerning at least some of the one or more new events in the one or more applications, at least one of the entries providing the invokable link for invoking the respective one or more applications in response to user input selecting one of the entries in the list.

20. The mobile station (202) of 19, wherein the drop down or pop-up interface (407) is configured to display a new event on the main screen (300) in response to user input selecting one of the entries in the list.

21. The mobile station (202) of any one of claims 15 to 18, wherein the dynamic preview information in the drop down or pop-up interface (407) comprises a listing of services (604) associated with the at least one dynamic bar (304), each entry in the listing (604) comprising a count (608) of one or more new events associated with the respective service and each service having an invokable link (610) to invoke the associated application user interface for the respective service in response to user input.

22. The mobile station (202) of any one of claims 15 to 21, wherein the application portion (302) comprises a plurality of application icons (312) or a list of bars (702), individual icons (312) or bars (702) in the application portion (302) being selectable by the user to invoke the respective application.

23. The mobile station (202) of any one of claims 16 to 21, wherein the label portion (308) represents a filter date used as a criterion by a filter applied in dynamically

determining the dynamic preview information, wherein the filter date is capable of being changed by the user, wherein in response to a new filter date being provided by the user, the filter is re-applied for the new filter date to dynamically re-determine and update the dynamic preview information, and wherein the label portion (308) is re-displayed in the at least one dynamic bar (304) with a label corresponding to the new filter date.

24. The mobile station (202) of any one of claims 15 to 23, wherein the one or more applications are associated with the at least one dynamic bar (304) according to predetermined logical relationships between the one or more applications.

25. The mobile station (202) of claim 24, wherein label portion (308) is based on at least one of the predetermined logical relationships.

26. The mobile station (202) of claim 24 or 25, wherein the predetermined logical relationships are contextual relationships based on a manner in which a user of the mobile station may use the one or more applications and/or functional relationships based on functions that may be performed by the one or more application.

27. The mobile station (202) of any one of claims 15 to 26, wherein the one or more applications associated with the at least one dynamic bar (304) are configurable by the user of the mobile station.

28. The mobile station (202) of any one of claims 15 to 27, wherein the main screen (300) comprises a plurality of dynamic bars (304), each of said dynamic bars (304) being associated with respective ones of said one or more applications.

29. A machine-readable medium embodying program code executable by a processor of the mobile station (202) of any one of claims 15 to 28 for implementing the method of any one of claims 1 to 14.

First Auxiliary Request

1. A method of controlling a mobile station (202) using a graphical user interface, (GUI), ~~(302)~~ displayed on a display screen (222) of the mobile station (202), the method comprising:

displaying on the display screen (222) a main screen (300) of the GUI~~(302)~~, the main screen (300) comprising an application portion (302) occupying a major portion of the main screen (300), a mobile station status portion (306) for displaying status information concerning the mobile station (202), and at least one dynamic bar (304), the at least one dynamic bar (304) being associated with one or more applications on the mobile station (202), the at least one dynamic bar (304) being configured to expand and collapse via respectively displaying and removing a drop down or pop-up interface (407) in response to respective user input;

managing information concerning events of the one or more applications associated with the at least one dynamic bar (304);

displaying in the drop down or pop-up interface (407) dynamic preview information concerning one or more new events in the one or more applications, the dynamic preview information being determined dynamically from the information managed by the one or more applications and/or information determined from the managed information, the dynamic preview information including at least a portion of a content of the one or more new events;

providing, in the ~~dynamic preview information~~portion of the content, an invokable link for invoking a respective application of the one or more applications in response to user input received from input means of the mobile station (202); and

continuously updating the dynamic preview information to be displayed in the drop down or pop-up interface (407) in response to a change in the one or more new events in the one or more applications.

2. The method of claim 1, wherein the at least one dynamic bar (304) comprises a label portion (308) and limited dynamic preview information selected from available dynamic preview information concerning the one or more applications.

3. The method of claim 2, wherein the at least one dynamic bar (304) further comprises one or more application icons, each application icon having displayed adjacent thereto limited dynamic preview information concerning the respective application.

4. The method of any one of claims 1 to 3, wherein the dynamic preview information in the at least one dynamic bar (304) comprises one or both of a count of new events and details concerning the one or more new events.

5. The method of any one of claims 1 to 4, wherein the dynamic preview information in the drop down or pop-up interface (407) comprises a list of entries concerning at least some of the one or more new events in the one or more applications, at least one of the entries providing the portion of the content including the invocable link for invoking the respective one or more applications in response to user input selecting one of the entries in the list.

6. The method of 5, wherein the drop down or pop-up interface (407) is configured to display a new event on the main screen (300) in response to user input selecting one of the entries in the list.

7. The method of any one of claims 1 to 4, wherein the dynamic preview information in the drop down or pop-up interface (407) further comprises a listing of services (604) associated with the at least one dynamic bar (304), each entry in the listing (604) comprising a count (608) of one or more new events associated with the respective service and each service also having an invocable link (610) to invoke the associated application user interface for the respective service in response to user input.

8. The method of any one of claims 1 to 6, wherein the application portion (302) comprises a plurality of application icons (312) or a list of bars (702), individual icons (312) or bars (702) in the application portion (302) being selectable by the user to invoke the respective application.

9. The method of any one of claims 2 to 7, wherein the label portion (308) represents a filter date used as a criterion by a filter applied in dynamically determining the dynamic preview information, wherein the filter date is capable of being changed by the user, wherein in response to a new filter date being provided by the user, the filter is re-applied for the new filter date to dynamically re-determine and update the dynamic preview information, and wherein the label

portion (308) is re-displayed in the dynamic bar (304) with a label corresponding to the new filter date.

10. The method of any one of claims 1 to 9, wherein the one or more applications are associated with the at least one dynamic bar (304) according to predetermined logical relationships between the one or more applications.
11. The method of claim 10, wherein the label portion (308) is based on at least one of the predetermined logical relationships.
12. The method of claim 10 or 11, wherein the predetermined logical relationships are contextual relationships based on a manner in which a user of the mobile station may use the one or more applications and/or functional relationships based on functions that may be performed by the one or more application.
13. The method of any one of claims 1 to 12, wherein the one or more applications associated with the at least one dynamic bar (304) are configurable by the user of the mobile station.
14. The method of any one of claims 1 to 13, wherein the main screen (300) comprises a plurality of dynamic bars (304), each dynamic bar (304) having associated with it respective ones of said one or more applications.
15. A mobile station (202), comprising:
 - a display screen (222) for displaying thereon a graphical user interface, (GUI) (302);
 - input means for receiving input from a user of the mobile station (202);
 - means for displaying on the display screen (222) a main screen (300) of the GUI (302), the main screen (300) comprising an application portion (302) occupying a major portion of the main screen (300), a mobile station status portion (306) for displaying status information concerning the mobile station (202), and at least one dynamic bar (304) for controlling the operation of the mobile station (202), the at least one dynamic bar (304) being associated with one or more applications on the mobile station (202), the at least one dynamic bar (304) being configured to expand and collapse via respectively displaying and removing a drop down or pop-up interface (407) in response to respective user input,

means for managing information concerning events of the one or more applications associated with the at least one dynamic bar (304);

means for displaying in the drop down or pop-up interface (407) dynamic preview information concerning one or more new events in the one or more applications, the dynamic preview information being determined dynamically from the information managed by the one or more applications and/or information determined from the managed information, the dynamic preview information including at least a portion of a content of the one or more new events;

means for providing, in the ~~dynamic preview information~~ portion of the content, an invokable link for invoking a respective application of the one or more applications in response to user input received from the input means;

means for invoking the respective application in response to the user input; and

means for continuously updating the dynamic preview information to be displayed in the drop down or pop-up interface (407) in response to a change in the one or more new events in the one or more applications.

16. The mobile station (202) of claim 15, wherein the at least one dynamic bar (304) comprises a label portion (308) and limited dynamic preview information selected from available dynamic preview information concerning the one or more applications.

17. The mobile station (202) of claim 16, wherein the at least one dynamic bar (304) further comprises one or more application icons, each application icon having displayed adjacent thereto limited dynamic preview information concerning the respective application.

18. The mobile station (202) of any one of claims 15 to 17, wherein the dynamic preview information in the at least one dynamic bar (304) comprises one or both of a count of new events and details concerning the one or more new events.

19. The mobile station (202) of any one of claims 15 to 18, wherein the dynamic preview information in the drop down or pop-up interface (407) comprises a list of entries concerning at least some of the one or more new events in the one or more applications, at least one of the entries providing the portion of the content including the invokable link for invoking the

respective one or more applications in response to user input selecting one of the entries in the list.

20. The mobile station (202) of 19, wherein the drop down or pop-up interface (407) is configured to display a new event on the main screen (300) in response to user input selecting one of the entries in the list.

21. The mobile station (202) of any one of claims 15 to 18, wherein the dynamic preview information in the drop down or pop-up interface (407) further comprises a listing of services (604) associated with the at least one dynamic bar (304), each entry in the listing (604) comprising a count (608) of one or more new events associated with the respective service and each service also having an invocable link (610) to invoke the associated application user interface for the respective service in response to user input.

22. The mobile station (202) of any one of claims 15 to 21, wherein the application portion (302) comprises a plurality of application icons (312) or a list of bars (702), individual icons (312) or bars (702) in the application portion (302) being selectable by the user to invoke the respective application.

23. The mobile station (202) of any one of claims 16 to 21, wherein the label portion (308) represents a filter date used as a criterion by a filter applied in dynamically determining the dynamic preview information, wherein the filter date is capable of being changed by the user, wherein in response to a new filter date being provided by the user, the filter is re-applied for the new filter date to dynamically re-determine and update the dynamic preview information, and wherein the label portion (308) is re-displayed in the at least one dynamic bar (304) with a label corresponding to the new filter date.

24. The mobile station (202) of any one of claims 15 to 23, wherein the one or more applications are associated with the at least one dynamic bar (304) according to predetermined logical relationships between the one or more applications.

25. The mobile station (202) of claim 24, wherein label portion (308) is based on at least one of the predetermined logical relationships.

26. The mobile station (202) of claim 24 or 25, wherein the predetermined logical relationships are contextual relationships based on a manner in which a user of the mobile station may use the one or more applications and/or functional relationships based on functions that may be performed by the one or more application.

27. The mobile station (202) of any one of claims 15 to 26, wherein the one or more applications associated with the at least one dynamic bar (304) are configurable by the user of the mobile station.

28. The mobile station (202) of any one of claims 15 to 27, wherein the main screen (300) comprises a plurality of dynamic bars (304), each of said dynamic bars (304) being associated with respective ones of said one or more applications.

29. A machine-readable medium embodying program code executable by a processor of the mobile station (202) of any one of claims 15 to 28 for implementing the method of any one of claims 1 to 14.

Second Auxiliary Request

1. A method of controlling a mobile station (202) using a graphical user interface, (GUI), ~~(302)~~ displayed on a display screen (222) of the mobile station (202), the method comprising:

displaying on the display screen (222) a main screen (300) of the GUI-~~(302)~~, the main screen (300) comprising an application portion (302) occupying a major portion of the main screen (300), a mobile station status portion (306) for displaying status information concerning the mobile station (202), and at least one dynamic bar (304), the at least one dynamic bar (304) being associated with one or more applications on the mobile station (202), the at least one dynamic bar (304) being configured to expand and collapse via respectively displaying and removing a drop down or pop-up interface (407) in response to respective user input;

managing information concerning events of the one or more applications associated with the at least one dynamic bar (304);

displaying in the drop down or pop-up interface (407) dynamic preview information concerning one or more new events in the one or more applications, the dynamic preview information being determined dynamically from the information managed by the one or more applications and/or information determined from the managed information, the one or more applications including at least one messaging application, the dynamic preview information including at least a portion of a content of the one or more new events in the messaging application;

providing, in the ~~dynamic preview information portion of the content,~~ an at least one invokable link for invoking ~~a the at least one respective~~ messaging application of the one or more applications in response to user input received from input means of the mobile station (202); and

continuously updating the dynamic preview information to be displayed in the drop down or pop-up interface (407) in response to a change in the one or more new events in the one or more applications.

2. The method of claim 1, wherein the at least one dynamic bar (304) comprises a label portion (308) and limited dynamic preview information selected from available dynamic preview information concerning the one or more applications.

3. The method of claim 2, wherein the at least one dynamic bar (304) further comprises one or more application icons, each application icon having displayed adjacent thereto limited dynamic preview information concerning the respective application.

4. The method of any one of claims 1 to 3, wherein the dynamic preview information in the at least one dynamic bar (304) comprises one or both of a count of new events and details concerning the one or more new events.

5. The method of any one of claims 1 to 4, wherein the dynamic preview information in the drop down or pop-up interface (407) comprises a list of entries concerning at least some of the one or more new events in the one or more applications, at least one of the entries providing the portion of the content including the invocable link for invoking the respective one or more applications in response to user input selecting one of the entries in the list.

6. The method of 5, wherein the drop down or pop-up interface (407) is configured to display a new event on the main screen (300) in response to user input selecting one of the entries in the list.

7. The method of any one of claims 1 to 4, wherein the dynamic preview information in the drop down or pop-up interface (407) further comprises a listing of services (604) associated with the at least one dynamic bar (304), each entry in the listing (604) comprising a count (608) of one or more new events associated with the respective service and each service also having an invocable link (610) to invoke the associated application user interface for the respective service in response to user input.

8. The method of any one of claims 1 to 6, wherein the application portion (302) comprises a plurality of application icons (312) or a list of bars (702), individual icons (312) or bars (702) in the application portion (302) being selectable by the user to invoke the respective application.

9. The method of any one of claims 2 to 7, wherein the label portion (308) represents a filter date used as a criterion by a filter applied in dynamically determining the dynamic preview information, wherein the filter date is capable of being changed by the user, wherein in response to a new filter date being provided by the user, the filter is re-applied for the new filter date to dynamically re-determine and update the dynamic preview information, and wherein the label

portion (308) is re-displayed in the dynamic bar (304) with a label corresponding to the new filter date.

10. The method of any one of claims 1 to 9, wherein the one or more applications are associated with the at least one dynamic bar (304) according to predetermined logical relationships between the one or more applications.
11. The method of claim 10, wherein the label portion (308) is based on at least one of the predetermined logical relationships.
12. The method of claim 10 or 11, wherein the predetermined logical relationships are contextual relationships based on a manner in which a user of the mobile station may use the one or more applications and/or functional relationships based on functions that may be performed by the one or more application.
13. The method of any one of claims 1 to 12, wherein the one or more applications associated with the at least one dynamic bar (304) are configurable by the user of the mobile station.
14. The method of any one of claims 1 to 13, wherein the main screen (300) comprises a plurality of dynamic bars (304), each dynamic bar (304) having associated with it respective ones of said one or more applications.
15. A mobile station (202), comprising:
 - a display screen (222) for displaying thereon a graphical user interface, (GUI) (302);
 - input means for receiving input from a user of the mobile station (202);
 - means for displaying on the display screen (222) a main screen (300) of the GUI (302), the main screen (300) comprising an application portion (302) occupying a major portion of the main screen (300), a mobile station status portion (306) for displaying status information concerning the mobile station (202), and at least one dynamic bar (304) for controlling the operation of the mobile station (202), the at least one dynamic bar (304) being associated with one or more applications on the mobile station (202), the at least one dynamic bar (304) being configured to expand and collapse via respectively displaying and removing a drop down or pop-up interface (407) in response to respective user input,

means for managing information concerning events of the one or more applications associated with the at least one dynamic bar (304);

means for displaying in the drop down or pop-up interface (407) dynamic preview information concerning one or more new events in the one or more applications, the dynamic preview information being determined dynamically from the information managed by the one or more applications and/or information determined from the managed information, the one or more applications including at least one messaging application, the dynamic preview information including at least a portion of a content of the one or more new events in the messaging application;

means for providing, in the portion of the content, at least one dynamic preview information, an invokable link for invoking the at least one messaging a respective application of the one or more applications in response to user input received from the input means;

means for invoking the respective application in response to the user input; and

means for continuously updating the dynamic preview information to be displayed in the drop down or pop-up interface (407) in response to a change in the one or more new events in the one or more applications.

16. The mobile station (202) of claim 15, wherein the at least one dynamic bar (304) comprises a label portion (308) and limited dynamic preview information selected from available dynamic preview information concerning the one or more applications.

17. The mobile station (202) of claim 16, wherein the at least one dynamic bar (304) further comprises one or more application icons, each application icon having displayed adjacent thereto limited dynamic preview information concerning the respective application.

18. The mobile station (202) of any one of claims 15 to 17, wherein the dynamic preview information in the at least one dynamic bar (304) comprises one or both of a count of new events and details concerning the one or more new events.

19. The mobile station (202) of any one of claims 15 to 18, wherein the dynamic preview information in the drop down or pop-up interface (407) comprises a list of entries concerning at

least some of the one or more new events in the one or more applications, at least one of the entries providing the portion of the content including the invocable link for invoking the respective one or more applications in response to user input selecting one of the entries in the list.

20. The mobile station (202) of 19, wherein the drop down or pop-up interface (407) is configured to display a new event on the main screen (300) in response to user input selecting one of the entries in the list.

21. The mobile station (202) of any one of claims 15 to 18, wherein the dynamic preview information in the drop down or pop-up interface (407) further comprises a listing of services (604) associated with the at least one dynamic bar (304), each entry in the listing (604) comprising a count (608) of one or more new events associated with the respective service and each service also having an invocable link (610) to invoke the associated application user interface for the respective service in response to user input.

22. The mobile station (202) of any one of claims 15 to 21, wherein the application portion (302) comprises a plurality of application icons (312) or a list of bars (702), individual icons (312) or bars (702) in the application portion (302) being selectable by the user to invoke the respective application.

23. The mobile station (202) of any one of claims 16 to 21, wherein the label portion (308) represents a filter date used as a criterion by a filter applied in dynamically determining the dynamic preview information, wherein the filter date is capable of being changed by the user, wherein in response to a new filter date being provided by the user, the filter is re-applied for the new filter date to dynamically re-determine and update the dynamic preview information, and wherein the label portion (308) is re-displayed in the at least one dynamic bar (304) with a label corresponding to the new filter date.

24. The mobile station (202) of any one of claims 15 to 23, wherein the one or more applications are associated with the at least one dynamic bar (304) according to predetermined logical relationships between the one or more applications.

25. The mobile station (202) of claim 24, wherein label portion (308) is based on at least one of the predetermined logical relationships.

26. The mobile station (202) of claim 24 or 25, wherein the predetermined logical relationships are contextual relationships based on a manner in which a user of the mobile station may use the one or more applications and/or functional relationships based on functions that may be performed by the one or more application.

27. The mobile station (202) of any one of claims 15 to 26, wherein the one or more applications associated with the at least one dynamic bar (304) are configurable by the user of the mobile station.

28. The mobile station (202) of any one of claims 15 to 27, wherein the main screen (300) comprises a plurality of dynamic bars (304), each of said dynamic bars (304) being associated with respective ones of said one or more applications.

29. A machine-readable medium embodying program code executable by a processor of the mobile station (202) of any one of claims 15 to 28 for implementing the method of any one of claims 1 to 14.

Second Auxiliary Request

1. A method of controlling a mobile station (202) using a graphical user interface, GUI, displayed on a display screen (222) of the mobile station (202), the method comprising:

displaying on the display screen (222) a main screen (300) of the GUI, the main screen (300) comprising an application portion (302) occupying a major portion of the main screen (300), a mobile station status portion (306) for displaying status information concerning the mobile station (202), and at least one dynamic bar (304), the at least one dynamic bar (304) being associated with one or more applications on the mobile station (202), the at least one dynamic bar (304) being configured to expand and collapse via respectively displaying and removing a drop down or pop-up interface (407) in response to respective user input;

managing information concerning events of the one or more applications associated with the at least one dynamic bar (304);

displaying in the drop down or pop-up interface (407) dynamic preview information concerning one or more new events in the one or more applications, the dynamic preview information being determined dynamically from the information managed by the one or more applications and/or information determined from the managed information, the one or more applications including at least one messaging application, the dynamic preview information including at least a portion of a content of the one or more new events in the messaging application;

providing, in the portion of the content, at least one invokable link for invoking the at least one messaging application of the one or more applications in response to user input received from input means of the mobile station (202); and

continuously updating the dynamic preview information to be displayed in the drop down or pop-up interface (407) in response to a change in the one or more new events in the one or more applications.

2. The method of claim 1, wherein the at least one dynamic bar (304) comprises a label portion (308) and limited dynamic preview information selected from available dynamic preview information concerning the one or more applications.

3. The method of claim 2, wherein the at least one dynamic bar (304) further comprises one or more application icons, each application icon having displayed adjacent thereto limited dynamic preview information concerning the respective application.

4. The method of any one of claims 1 to 3, wherein the dynamic preview information in the at least one dynamic bar (304) comprises one or both of a count of new events and details concerning the one or more new events.

5. The method of any one of claims 1 to 4, wherein the dynamic preview information in the drop down or pop-up interface (407) comprises a list of entries concerning at least some of the one or more new events in the one or more applications, at least one of the entries providing the portion of the content including the invocable link for invoking the respective one or more applications in response to user input selecting one of the entries in the list.

6. The method of 5, wherein the drop down or pop-up interface (407) is configured to display a new event on the main screen (300) in response to user input selecting one of the entries in the list.

7. The method of any one of claims 1 to 4, wherein the dynamic preview information in the drop down or pop-up interface (407) further comprises a listing of services (604) associated with the at least one dynamic bar (304), each entry in the listing (604) comprising a count (608) of one or more new events associated with the respective service and each service also having an invocable link (610) to invoke the associated application user interface for the respective service in response to user input.

8. The method of any one of claims 1 to 6, wherein the application portion (302) comprises a plurality of application icons (312) or a list of bars (702), individual icons (312) or bars (702) in the application portion (302) being selectable by the user to invoke the respective application.

9. The method of any one of claims 2 to 7, wherein the label portion (308) represents a filter date used as a criterion by a filter applied in dynamically determining the dynamic preview information, wherein the filter date is capable of being changed by the user, wherein in response to a new filter date being provided by the user, the filter is re-applied for the new filter date to dynamically re-determine and update the dynamic preview information, and wherein the label

portion (308) is re-displayed in the dynamic bar (304) with a label corresponding to the new filter date.

10. The method of any one of claims 1 to 9, wherein the one or more applications are associated with the at least one dynamic bar (304) according to predetermined logical relationships between the one or more applications.
11. The method of claim 10, wherein the label portion (308) is based on at least one of the predetermined logical relationships.
12. The method of claim 10 or 11, wherein the predetermined logical relationships are contextual relationships based on a manner in which a user of the mobile station may use the one or more applications and/or functional relationships based on functions that may be performed by the one or more application.
13. The method of any one of claims 1 to 12, wherein the one or more applications associated with the at least one dynamic bar (304) are configurable by the user of the mobile station.
14. The method of any one of claims 1 to 13, wherein the main screen (300) comprises a plurality of dynamic bars (304), each dynamic bar (304) having associated with it respective ones of said one or more applications.
15. A mobile station (202), comprising:
 - a display screen (222) for displaying thereon a graphical user interface, GUI;
 - input means for receiving input from a user of the mobile station (202);
 - means for displaying on the display screen (222) a main screen (300) of the GUI, the main screen (300) comprising an application portion (302) occupying a major portion of the main screen (300), a mobile station status portion (306) for displaying status information concerning the mobile station (202), and at least one dynamic bar (304) for controlling the operation of the mobile station (202), the at least one dynamic bar (304) being associated with one or more applications on the mobile station (202), the at least one dynamic bar (304) being configured to expand and collapse via respectively displaying and removing a drop down or pop-up interface (407) in response to respective user input,

means for managing information concerning events of the one or more applications associated with the at least one dynamic bar (304);

means for displaying in the drop down or pop-up interface (407) dynamic preview information concerning one or more new events in the one or more applications, the dynamic preview information being determined dynamically from the information managed by the one or more applications and/or information determined from the managed information, the one or more applications including at least one messaging application, the dynamic preview information including at least a portion of a content of the one or more new events in the messaging application;;

means for providing, in the portion of the content, at least one invokable link for invoking the at least one messaging application of the one or more applications in response to user input received from the input means;

means for invoking the respective application in response to the user input; and

means for continuously updating the dynamic preview information to be displayed in the drop down or pop-up interface (407) in response to a change in the one or more new events in the one or more applications.

16. The mobile station (202) of claim 15, wherein the at least one dynamic bar (304) comprises a label portion (308) and limited dynamic preview information selected from available dynamic preview information concerning the one or more applications.

17. The mobile station (202) of claim 16, wherein the at least one dynamic bar (304) further comprises one or more application icons, each application icon having displayed adjacent thereto limited dynamic preview information concerning the respective application.

18. The mobile station (202) of any one of claims 15 to 17, wherein the dynamic preview information in the at least one dynamic bar (304) comprises one or both of a count of new events and details concerning the one or more new events.

19. The mobile station (202) of any one of claims 15 to 18, wherein the dynamic preview information in the drop down or pop-up interface (407) comprises a list of entries concerning at

least some of the one or more new events in the one or more applications, at least one of the entries providing the portion of the content including the invokable link for invoking the respective one or more applications in response to user input selecting one of the entries in the list.

20. The mobile station (202) of 19, wherein the drop down or pop-up interface (407) is configured to display a new event on the main screen (300) in response to user input selecting one of the entries in the list.

21. The mobile station (202) of any one of claims 15 to 18, wherein the dynamic preview information in the drop down or pop-up interface (407) further comprises a listing of services (604) associated with the at least one dynamic bar (304), each entry in the listing (604) comprising a count (608) of one or more new events associated with the respective service and each service also having an invokable link (610) to invoke the associated application user interface for the respective service in response to user input.

22. The mobile station (202) of any one of claims 15 to 21, wherein the application portion (302) comprises a plurality of application icons (312) or a list of bars (702), individual icons (312) or bars (702) in the application portion (302) being selectable by the user to invoke the respective application.

23. The mobile station (202) of any one of claims 16 to 21, wherein the label portion (308) represents a filter date used as a criterion by a filter applied in dynamically determining the dynamic preview information, wherein the filter date is capable of being changed by the user, wherein in response to a new filter date being provided by the user, the filter is re-applied for the new filter date to dynamically re-determine and update the dynamic preview information, and wherein the label portion (308) is re-displayed in the at least one dynamic bar (304) with a label corresponding to the new filter date.

24. The mobile station (202) of any one of claims 15 to 23, wherein the one or more applications are associated with the at least one dynamic bar (304) according to predetermined logical relationships between the one or more applications.

25. The mobile station (202) of claim 24, wherein label portion (308) is based on at least one of the predetermined logical relationships.

26. The mobile station (202) of claim 24 or 25, wherein the predetermined logical relationships are contextual relationships based on a manner in which a user of the mobile station may use the one or more applications and/or functional relationships based on functions that may be performed by the one or more application.

27. The mobile station (202) of any one of claims 15 to 26, wherein the one or more applications associated with the at least one dynamic bar (304) are configurable by the user of the mobile station.

28. The mobile station (202) of any one of claims 15 to 27, wherein the main screen (300) comprises a plurality of dynamic bars (304), each of said dynamic bars (304) being associated with respective ones of said one or more applications.

29. A machine-readable medium embodying program code executable by a processor of the mobile station (202) of any one of claims 15 to 28 for implementing the method of any one of claims 1 to 14.

First Auxiliary Request

1. A method of controlling a mobile station (202) using a graphical user interface, GUI, displayed on a display screen (222) of the mobile station (202), the method comprising:

displaying on the display screen (222) a main screen (300) of the GUI, the main screen (300) comprising an application portion (302) occupying a major portion of the main screen (300), a mobile station status portion (306) for displaying status information concerning the mobile station (202), and at least one dynamic bar (304), the at least one dynamic bar (304) being associated with one or more applications on the mobile station (202), the at least one dynamic bar (304) being configured to expand and collapse via respectively displaying and removing a drop down or pop-up interface (407) in response to respective user input;

managing information concerning events of the one or more applications associated with the at least one dynamic bar (304);

displaying in the drop down or pop-up interface (407) dynamic preview information concerning one or more new events in the one or more applications, the dynamic preview information being determined dynamically from the information managed by the one or more applications and/or information determined from the managed information, the dynamic preview information including at least a portion of a content of the one or more new events;

providing, in the portion of the content, an invokable link for invoking a respective application of the one or more applications in response to user input received from input means of the mobile station (202); and

continuously updating the dynamic preview information to be displayed in the drop down or pop-up interface (407) in response to a change in the one or more new events in the one or more applications.

2. The method of claim 1, wherein the at least one dynamic bar (304) comprises a label portion (308) and limited dynamic preview information selected from available dynamic preview information concerning the one or more applications.

3. The method of claim 2, wherein the at least one dynamic bar (304) further comprises one or more application icons, each application icon having displayed adjacent thereto limited dynamic preview information concerning the respective application.

4. The method of any one of claims 1 to 3, wherein the dynamic preview information in the at least one dynamic bar (304) comprises one or both of a count of new events and details concerning the one or more new events.

5. The method of any one of claims 1 to 4, wherein the dynamic preview information in the drop down or pop-up interface (407) comprises a list of entries concerning at least some of the one or more new events in the one or more applications, at least one of the entries providing the portion of the content including the invocable link for invoking the respective one or more applications in response to user input selecting one of the entries in the list.

6. The method of 5, wherein the drop down or pop-up interface (407) is configured to display a new event on the main screen (300) in response to user input selecting one of the entries in the list.

7. The method of any one of claims 1 to 4, wherein the dynamic preview information in the drop down or pop-up interface (407) further comprises a listing of services (604) associated with the at least one dynamic bar (304), each entry in the listing (604) comprising a count (608) of one or more new events associated with the respective service and each service also having an invocable link (610) to invoke the associated application user interface for the respective service in response to user input.

8. The method of any one of claims 1 to 6, wherein the application portion (302) comprises a plurality of application icons (312) or a list of bars (702), individual icons (312) or bars (702) in the application portion (302) being selectable by the user to invoke the respective application.

9. The method of any one of claims 2 to 7, wherein the label portion (308) represents a filter date used as a criterion by a filter applied in dynamically determining the dynamic preview information, wherein the filter date is capable of being changed by the user, wherein in response to a new filter date being provided by the user, the filter is re-applied for the new filter date to dynamically re-determine and update the dynamic preview information, and wherein the label

portion (308) is re-displayed in the dynamic bar (304) with a label corresponding to the new filter date.

10. The method of any one of claims 1 to 9, wherein the one or more applications are associated with the at least one dynamic bar (304) according to predetermined logical relationships between the one or more applications.
11. The method of claim 10, wherein the label portion (308) is based on at least one of the predetermined logical relationships.
12. The method of claim 10 or 11, wherein the predetermined logical relationships are contextual relationships based on a manner in which a user of the mobile station may use the one or more applications and/or functional relationships based on functions that may be performed by the one or more application.
13. The method of any one of claims 1 to 12, wherein the one or more applications associated with the at least one dynamic bar (304) are configurable by the user of the mobile station.
14. The method of any one of claims 1 to 13, wherein the main screen (300) comprises a plurality of dynamic bars (304), each dynamic bar (304) having associated with it respective ones of said one or more applications.
15. A mobile station (202), comprising:
 - a display screen (222) for displaying thereon a graphical user interface, GUI;
 - input means for receiving input from a user of the mobile station (202);
 - means for displaying on the display screen (222) a main screen (300) of the GUI, the main screen (300) comprising an application portion (302) occupying a major portion of the main screen (300), a mobile station status portion (306) for displaying status information concerning the mobile station (202), and at least one dynamic bar (304) for controlling the operation of the mobile station (202), the at least one dynamic bar (304) being associated with one or more applications on the mobile station (202), the at least one dynamic bar (304) being configured to expand and collapse via respectively displaying and removing a drop down or pop-up interface (407) in response to respective user input,

means for managing information concerning events of the one or more applications associated with the at least one dynamic bar (304);

means for displaying in the drop down or pop-up interface (407) dynamic preview information concerning one or more new events in the one or more applications, the dynamic preview information being determined dynamically from the information managed by the one or more applications and/or information determined from the managed information, the dynamic preview information including at least a portion of a content of the one or more new events;

means for providing, in the portion of the content, an invokable link for invoking a respective application of the one or more applications in response to user input received from the input means;

means for invoking the respective application in response to the user input; and

means for continuously updating the dynamic preview information to be displayed in the drop down or pop-up interface (407) in response to a change in the one or more new events in the one or more applications.

16. The mobile station (202) of claim 15, wherein the at least one dynamic bar (304) comprises a label portion (308) and limited dynamic preview information selected from available dynamic preview information concerning the one or more applications.

17. The mobile station (202) of claim 16, wherein the at least one dynamic bar (304) further comprises one or more application icons, each application icon having displayed adjacent thereto limited dynamic preview information concerning the respective application.

18. The mobile station (202) of any one of claims 15 to 17, wherein the dynamic preview information in the at least one dynamic bar (304) comprises one or both of a count of new events and details concerning the one or more new events.

19. The mobile station (202) of any one of claims 15 to 18, wherein the dynamic preview information in the drop down or pop-up interface (407) comprises a list of entries concerning at least some of the one or more new events in the one or more applications, at least one of the entries providing the portion of the content including the invokable link for invoking the

respective one or more applications in response to user input selecting one of the entries in the list.

20. The mobile station (202) of 19, wherein the drop down or pop-up interface (407) is configured to display a new event on the main screen (300) in response to user input selecting one of the entries in the list.

21. The mobile station (202) of any one of claims 15 to 18, wherein the dynamic preview information in the drop down or pop-up interface (407) further comprises a listing of services (604) associated with the at least one dynamic bar (304), each entry in the listing (604) comprising a count (608) of one or more new events associated with the respective service and each service also having an invocable link (610) to invoke the associated application user interface for the respective service in response to user input.

22. The mobile station (202) of any one of claims 15 to 21, wherein the application portion (302) comprises a plurality of application icons (312) or a list of bars (702), individual icons (312) or bars (702) in the application portion (302) being selectable by the user to invoke the respective application.

23. The mobile station (202) of any one of claims 16 to 21, wherein the label portion (308) represents a filter date used as a criterion by a filter applied in dynamically determining the dynamic preview information, wherein the filter date is capable of being changed by the user, wherein in response to a new filter date being provided by the user, the filter is re-applied for the new filter date to dynamically re-determine and update the dynamic preview information, and wherein the label portion (308) is re-displayed in the at least one dynamic bar (304) with a label corresponding to the new filter date.

24. The mobile station (202) of any one of claims 15 to 23, wherein the one or more applications are associated with the at least one dynamic bar (304) according to predetermined logical relationships between the one or more applications.

25. The mobile station (202) of claim 24, wherein label portion (308) is based on at least one of the predetermined logical relationships.

26. The mobile station (202) of claim 24 or 25, wherein the predetermined logical relationships are contextual relationships based on a manner in which a user of the mobile station may use the one or more applications and/or functional relationships based on functions that may be performed by the one or more application.

27. The mobile station (202) of any one of claims 15 to 26, wherein the one or more applications associated with the at least one dynamic bar (304) are configurable by the user of the mobile station.

28. The mobile station (202) of any one of claims 15 to 27, wherein the main screen (300) comprises a plurality of dynamic bars (304), each of said dynamic bars (304) being associated with respective ones of said one or more applications.

29. A machine-readable medium embodying program code executable by a processor of the mobile station (202) of any one of claims 15 to 28 for implementing the method of any one of claims 1 to 14.

Main Request

1. A method of controlling a mobile station (202) using a graphical user interface, GUI, displayed on a display screen (222) of the mobile station (202), the method comprising:

displaying on the display screen (222) a main screen (300) of the GUI, the main screen (300) comprising an application portion (302) occupying a major portion of the main screen (300), a mobile station status portion (306) for displaying status information concerning the mobile station (202), and at least one dynamic bar (304), the at least one dynamic bar (304) being associated with one or more applications on the mobile station (202), the at least one dynamic bar (304) being configured to expand and collapse via respectively displaying and removing a drop down or pop-up interface (407) in response to respective user input;

managing information concerning events of the one or more applications associated with the at least one dynamic bar (304);

displaying in the drop down or pop-up interface (407) dynamic preview information concerning one or more new events in the one or more applications, the dynamic preview information being determined dynamically from the information managed by the one or more applications and/or information determined from the managed information;

providing, in the dynamic preview information an invokable link for invoking a respective application of the one or more applications in response to user input received from input means of the mobile station (202);

and

continuously updating the dynamic preview information to be displayed in the drop down or pop-up interface (407) in response to a change in the one or more new events in the one or more applications.

2. The method of claim 1, wherein the at least one dynamic bar (304) comprises a label portion (308) and limited dynamic preview information selected from available dynamic preview information concerning the one or more applications.
3. The method of claim 2, wherein the at least one dynamic bar (304) further comprises one or more application icons, each application icon having displayed adjacent thereto limited dynamic preview information concerning the respective application.
4. The method of any one of claims 1 to 3, wherein the dynamic preview information in the at least one dynamic bar (304) comprises one or both of a count of new events and details concerning the one or more new events.
5. The method of any one of claims 1 to 4, wherein the dynamic preview information in the drop down or pop-up interface (407) comprises a list of entries concerning at least some of the one or more new events in the one or more applications, at least one of the entries providing the invokable link for invoking the respective one or more applications in response to user input selecting one of the entries in the list.
6. The method of 5, wherein the drop down or pop-up interface (407) is configured to display a new event on the main screen (300) in response to user input selecting one of the entries in the list.
7. The method of any one of claims 1 to 4, wherein the dynamic preview information in the drop down or pop-up interface (407) comprises a listing of services (604) associated with the at least one dynamic bar (304), each entry in the listing (604) comprising a count (608) of one or more new events associated with the respective service and each service having an invokable link (610) to invoke the associated application user interface for the respective service in response to user input.
8. The method of any one of claims 1 to 6, wherein the application portion (302) comprises a plurality of application icons (312) or a list of bars (702), individual icons (312) or bars (702) in the application portion (302) being selectable by the user to invoke the respective application.

9. The method of any one of claims 2 to 7, wherein the label portion (308) represents a filter date used as a criterion by a filter applied in dynamically determining the dynamic preview information, wherein the filter date is capable of being changed by the user, wherein in response to a new filter date being provided by the user, the filter is re-applied for the new filter date to dynamically re-determine and update the dynamic preview information, and wherein the label portion (308) is re-displayed in the dynamic bar (304) with a label corresponding to the new filter date.
10. The method of any one of claims 1 to 9, wherein the one or more applications are associated with the at least one dynamic bar (304) according to predetermined logical relationships between the one or more applications.
11. The method of claim 10, wherein the label portion (308) is based on at least one of the predetermined logical relationships.
12. The method of claim 10 or 11, wherein the predetermined logical relationships are contextual relationships based on a manner in which a user of the mobile station may use the one or more applications and/or functional relationships based on functions that may be performed by the one or more application.
13. The method of any one of claims 1 to 12, wherein the one or more applications associated with the at least one dynamic bar (304) are configurable by the user of the mobile station.
14. The method of any one of claims 1 to 13, wherein the main screen (300) comprises a plurality of dynamic bars (304), each dynamic bar (304) having associated with it respective ones of said one or more applications.
15. A mobile station (202), comprising:
 - a display screen (222) for displaying thereon a graphical user interface, GUI ;
 - input means for receiving input from a user of the mobile station (202);

means for displaying on the display screen (222) a main screen (300) of the GUI, the main screen (300) comprising an application portion (302) occupying a major portion of the main screen (300), a mobile station status portion (306) for displaying status information concerning the mobile station (202), and at least one dynamic bar (304) for controlling the operation of the mobile station (202), the at least one dynamic bar (304) being associated with one or more applications on the mobile station (202), the at least one dynamic bar (304) being configured to expand and collapse via respectively displaying and removing a drop down or pop-up interface (407) in response to respective user input,

means for managing information concerning events of the one or more applications associated with the at least one dynamic bar (304);

means for displaying in the drop down or pop-up interface (407) dynamic preview information concerning one or more new events in the one or more applications, the dynamic preview information being determined dynamically from the information managed by the one or more applications and/or information determined from the managed information;

means for providing, in the dynamic preview information, an invokable link for invoking a respective application of the one or more applications in response to user input received from the input means;

means for invoking the respective application in response to the user input; and

means for continuously updating the dynamic preview information to be displayed in the drop down or pop-up interface (407) in response to a change in the one or more new events in the one or more applications.

16. The mobile station (202) of claim 15, wherein the at least one dynamic bar (304) comprises a label portion (308) and limited dynamic preview information selected from available dynamic preview information concerning the one or more applications.

17. The mobile station (202) of claim 16, wherein the at least one dynamic bar (304) further comprises one or more application icons, each application icon having displayed adjacent thereto limited dynamic preview information concerning the respective application.

18. The mobile station (202) of any one of claims 15 to 17, wherein the dynamic preview information in the at least one dynamic bar (304) comprises one or both of a count of new events and details concerning the one or more new events.

19. The mobile station (202) of any one of claims 15 to 18, wherein the dynamic preview information in the drop down or pop-up interface (407) comprises a list of entries concerning at least some of the one or more new events in the one or more applications, at least one of the entries providing the invokable link for invoking the respective one or more applications in response to user input selecting one of the entries in the list.

20. The mobile station (202) of 19, wherein the drop down or pop-up interface (407) is configured to display a new event on the main screen (300) in response to user input selecting one of the entries in the list.

21. The mobile station (202) of any one of claims 15 to 18, wherein the dynamic preview information in the drop down or pop-up interface (407) comprises a listing of services (604) associated with the at least one dynamic bar (304), each entry in the listing (604) comprising a count (608) of one or more new events associated with the respective service and each service having an invokable link (610) to invoke the associated application user interface for the respective service in response to user input.

22. The mobile station (202) of any one of claims 15 to 21, wherein the application portion (302) comprises a plurality of application icons (312) or a list of bars (702), individual icons (312) or bars (702) in the application portion (302) being selectable by the user to invoke the respective application.

23. The mobile station (202) of any one of claims 16 to 21, wherein the label portion (308) represents a filter date used as a criterion by a filter applied in dynamically

determining the dynamic preview information, wherein the filter date is capable of being changed by the user, wherein in response to a new filter date being provided by the user, the filter is re-applied for the new filter date to dynamically re-determine and update the dynamic preview information, and wherein the label portion (308) is re-displayed in the at least one dynamic bar (304) with a label corresponding to the new filter date.

24. The mobile station (202) of any one of claims 15 to 23, wherein the one or more applications are associated with the at least one dynamic bar (304) according to predetermined logical relationships between the one or more applications.

25. The mobile station (202) of claim 24, wherein label portion (308) is based on at least one of the predetermined logical relationships.

26. The mobile station (202) of claim 24 or 25, wherein the predetermined logical relationships are contextual relationships based on a manner in which a user of the mobile station may use the one or more applications and/or functional relationships based on functions that may be performed by the one or more application.

27. The mobile station (202) of any one of claims 15 to 26, wherein the one or more applications associated with the at least one dynamic bar (304) are configurable by the user of the mobile station.

28. The mobile station (202) of any one of claims 15 to 27, wherein the main screen (300) comprises a plurality of dynamic bars (304), each of said dynamic bars (304) being associated with respective ones of said one or more applications.

29. A machine-readable medium embodying program code executable by a processor of the mobile station (202) of any one of claims 15 to 28 for implementing the method of any one of claims 1 to 14.



Letter accompanying subsequently filed items

Sender:

Mr Binesh PATEL
Barker Brettell LLP
10-12 Priests Bridge
London Greater London SW15 5JE
United Kingdom

Phone: +44 208 392 2234
Fax: +44 208 392 1858
E-mail: binesh.patel@barkerbrettell.co.uk

80298 Munich
 Germany
 Tel. +49(0)89 2399-0 | Fax -4465

P.O. Box 5818
 NL-2280 HV Rijswijk
 Netherlands
 Tel. +31(0)70 340-2040 | Fax -3016

10958 Berlin
 Germany
 Tel. +49(0)30 25901-0 | Fax -840

The document(s) listed below is (are) subsequently filed documents pertaining to the following application:

Application number	06125884.4
Applicant's or representative's reference	BP50853P.EPAD1

	Description of document	Original file name	Assigned file name
1	Letter dealing with Oral proceedings	BP50853P.EPAD1_Response_221210.pdf	ORAL-1.pdf
2	Amended claims	BP50853P.EPAD1_Main Request Claims_221210.pdf	CLMSPAMD-1.pdf
3	Amended claims	BP50853P.EPAD1_Main Request Claims_Track_221210.pdf	CLMSPAMD-2.pdf
4	Amended claims	BP50853P.EPAD1_First Auxiliary Request Claims_221210.pdf	CLMSPAMD-3.pdf
5	Amended claims	BP50853P.EPAD1_First Auxiliary Request Claims_Track_221210.pdf	CLMSPAMD-4.pdf
6	Amended claims	BP50853P.EPAD1_Second Auxiliary Request Claims_221210.pdf	CLMSPAMD-5.pdf
7	Amended claims	BP50853P.EPAD1_Second Auxiliary Request Claims_Track_221210.pdf	CLMSPAMD-6.pdf

Signatures

Place:	Birmingham, UK
Date:	22 December 2010
Signed by:	GB, Barker Brettell LLP, B. Patel 10385
Capacity:	(Representative)



BARKER BRETTCELL

PATENTS TRADE MARKS COPYRIGHT DESIGNS

Please reply to London Office
Contact: Mr Binesh Patel
Email: binesh.patel@barkerbrettell.co.uk

European Patent Office
D-80298 Munchen
Germany

For the attention of Primary Examiner, Jürgen Teiwes

FILED ELECTRONICALLY

Your ref:
06 125 884.4

Our ref:
BP50853P.EPAD1

22 December 2010

Dear Sir

European Patent Application No: 06 125 884.4
In the name of Research In Motion Limited

Thank you for the reasoning provided with the summons to attend oral proceedings dated 29 September 2010 on this application.

In response the Applicant presents three requests, a Main Request, a First Auxiliary Request and a Second Auxiliary Request to be considered in sequence. Each request comprises a set of claims to replace the set of claims currently on file.

In each request, the objections raised at Sections 2 and 5 of the summons have been addressed.

Main Request

The Examiner has objected to the claims of the Main Request on the basis that the claimed subject matter lacks an inventive step having regard to D5 in view of D2 or D6.

The Applicant respectfully disagrees at least because D5 fails to teach all the features of claim 1, in particular at least the feature of "providing, in the dynamic preview information an invokable link for invoking a respective application." The Applicant further submits that the teachings of D5 are not applicable to a small screen device, such as a "mobile station." The combination with D2 or D6 does not remedy the failings of D5.

The tooltip in FIG. 10 of D5 does not provide an invokable link for invoking a respective application

The Examiner has interpreted FIG. 10 of D5 as being equivalent to the dynamic preview information of claim 1. The Applicant respectfully disagrees with this interpretation.

10-12 PRIESTS BRIDGE LONDON SW15 5JE ENGLAND TEL: +44 (0)20 8392 2234 FAX: +44 (0)20 8392 1858

Email: london@barkerbrettell.co.uk URL: www.barkerbrettell.co.uk

Birmingham 0121 456 1364 Southampton 023 8033 6970 Cambridge 01223 411355 Worcester 01905 27589 Gloucester 01452 311799

Barker Brettell LLP is a limited liability partnership registered in England and Wales, registered number OC334393

Registered address: 138 Hagley Road Edgbaston Birmingham B16 9PW England, where a list of members may be inspected

A reference to a partner means a member of Barker Brettell LLP or an employee or consultant of Barker Brettell LLP with equivalent standing and qualifications

Claim 1 of the Main Request recites “providing, in the dynamic preview information an invokable link for invoking a respective application...” In contrast, the tooltip email window 1020 of FIG. 10 does not include an invokable link that invokes the respective email application.

D5 states that the tooltip “allows user interaction with received email as from within a typical email application.” And in paragraph [0050]: “This functionality is achieved either by providing an email specific viewer having the desired email functionality, or by providing a viewer that instantiates an instance of the users [sic] email program...”

The user can delete, reply to or forward the message using the tooltip, however there is no invokable link that the user can select to invoke the respective email application. This is because the tooltip is intended to replace the email application.

The Applicant submits that the Examiner’s assertion that the tooltip of FIG. 10 is a reduced GUI of an email client in fact is not taught or suggested by D5, and is instead based on hindsight knowledge gleaned from the Applicant’s disclosure. In any event, the Examiner has not shown any part of 1020 that can be equated to the invokable link claimed.

The contact information in FIG. 8B of D5 does not provide dynamic preview information or an invokable link for invoking a respective application

The Examiner points to FIGS. 8A, 8B and 8C of D5 as teaching the “three levels” of interaction argued by the Applicant. In particular, the Examiner equates FIG. 8B with the “dynamic preview information” presently claimed.

However, FIG. 8B in fact does not provide any preview information. Rather, FIG. 8B shows availability of a contact and messages received from contact, not any preview information.

Further, FIG. 8B does not include any “invokable link for invoking a respective application.” The Examiner asserts that selection of the contact photo in FIG. 8b invokes an application. However, as stated in paragraph [0180] of D5, selection of the contact photo results in a display of “historical communications information” that “includes a summary to all past communications with the person” - this is stored information about the contact, but no application is invoked.

Therefore, D5 fails to teach or suggest “providing, in the dynamic preview information an invokable link for invoking a respective application.”

D5 teaches only one embodiment for small screen devices

The Examiner also maintains that the teachings of D5 are applicable for small screen devices, such as mobile stations, noting that D5 mentions devices with small display screens in various passages.

The Applicant submits that although D5 mentions the use of a small screen devices, such as a PDA, a cell phone or a handheld or palmtop computer, the way the teachings of D5 are applied to such devices is different from how they are applied to large screen devices. D5 teaches only one embodiment suitable for small screen devices, and that embodiment is shown in FIG. 6C. In that embodiment, where the sidebars covers the entire screen.

The Examiner asserts, in item 3.2.1 of the Communication, that the sidebar of D5 can be reduced to only one, leaving 2/3 of the screen for using other applications. However, even if such a

modification were possible, which the Applicant does not agree with, such a sidebar would still cover a full third of the screen. This is contrary to the intention of D5.

The stated purpose of D5 is to provide "peripheral awareness" of information, that does not blatantly draw the user's attention immediately (see paragraph [0016] of D5). This is not the case for a small screen device where even one sidebar takes up a full third of the screen. Such an embodiment no longer provides "peripheral awareness" of information, but rather would serve as a major focus of interaction for the user. Further, it is not at all clear how such an embodiment would implement the tooltip of FIG. 10 or the contact information of FIG. 8B that the Examiner has cited as providing "dynamic preview information."

Rather, the Applicant submits that the teachings of D5 are not intended to be applied to a mobile station having a small display screen, except in the special case where the mobile station is docked to a desktop computer having a large display screen. In this special case, the screen of the mobile station no longer displays "an application portion" and "a mobile station status portion," as required by the present claims.

Combination with D2 or D6 does not remedy the failings of D5

The Examiner relies on D2 or D6 to teach the feature of "a status portion for displaying status information concerning the mobile phone."

The Examiner asserts that the feature of a status portion is commonly used in PDAs or mobile phones and is not considered to be interrelated with the dynamic bar or essential for the invention.

The Applicant submits that the recitation of the status portion is interrelated to the dynamic bar in defining what the dynamic bar does include. In particular, the inclusion of the status portion in addition to the dynamic bar in the present claims illustrates the use of the dynamic bar to provide "dynamic preview information" that allows for user interaction via "an invokable link," as opposed to non-interactive status information.

The combination of D2 or D6 with D5 would not make sense in the context of a mobile station. When the teachings of D5 are applied to a small screen device, such as a mobile station, there is no possibility of further including a status portion, since the sidebar of D5 would take up large amounts of space on the screen. Hence, a combination of D5 with D2 and D6 would not be feasible.

Further, neither D2 nor D6 teach or suggest "providing, in the dynamic preview information an invokable link for invoking a respective application." Thus, the cited combination fails to achieve at least this feature of the present claims.

In view of the foregoing, the Applicant submits that the present claims are all novel and inventive over the cited references.

First Auxiliary Request

In the event that the Examiner does not find the Main Request to be persuasive, the Applicant submits the First Auxiliary Request for consideration.

In addition to the features recited in claim 1 of the Main Request, claim 1 of the First Auxiliary Request has been clarified to recite: “the dynamic preview information including at least a portion of a content of the one or more new events” and “providing, in the portion of the content, an invokable link for invoking a respective application.”

Support for this may be found throughout the application as filed, for example in FIG. 4 and its accompanying description in paragraph [0046]; and in FIG. 11B and its accompanying description in paragraph [0051].

The level of information and interaction provided by the claimed dynamic preview information is not found in D5. For example, FIG. 8B of D5, which is cited as being equivalent to a “second level” of information as provided by the dynamic preview information, does not provide any portion of a content of a new event, but only describes the current status of a contact. Thus, there is no “dynamic preview information,” as defined in claim 1, that is provided in FIG. 8B of D5.

Further, neither FIG. 8B nor FIG. 10 teaches any invokable link for invoking an application, let alone any invokable link within a preview of a portion of a content of a new event. As explained above, FIG. 8B does not include any portion of a content of a new event and therefore cannot include any invokable link within a portion of a content of a new event. The tooltip of FIG. 10 already serves as an email application and does not require further invoking of an email application. Selection of an email would result in opening of that email, but no invocation of a further email application. Thus, D5 does not teach “providing, in the portion of the content, an invokable link for invoking a respective application.”

D2 and D6 also do not teach or suggest “providing, in the portion of the content, an invokable link for invoking a respective application” and do not remedy the failings of D5.

Therefore, the Applicant submits that all the claims of the First Auxiliary Request are novel and inventive over the cited references.

Second Auxiliary Request

In the event that the Examiner is not persuaded by the Main Request and the First Auxiliary Request, the Applicant submits the Second Auxiliary Request for consideration.

In addition to the features recited in claim 1 of the First Auxiliary Request, claim 1 of the Second Auxiliary Request has been further amended to recite: “the dynamic preview information including at least a portion of a content of the one or more new events in the messaging application” and “providing, in the portion of the content, at least one invokable link for invoking the at least one messaging application.”

Support for this may be found throughout the application as filed, for example, in FIG. 4 and paragraph [0046].

Neither FIG. 10 nor FIG. 8B of D5 teaches a direct invokable link for invoking a messaging application. The Examiner has not shown any such link in FIG. 10, except to assert that there might be a more complete messaging application beyond the tooltip shown. The Applicant submits that such assertion does not find any support in D5 and is based on hindsight knowledge gleaned from the Applicant’s disclosure. It makes no sense for the tooltip to provide a link for

invoking the associated messaging application (i.e., an email application) because the tooltip already serves as the email application.

As explained above, there is no invocable link for invoking a respective application taught in FIG. 8B, let alone any invocable link for invoking a messaging application. Clicking on the photo of FIG. 8B only provides historical information.

D2 and D6 also do not teach or suggest “providing, in the portion of the content, an invocable link for invoking the at least one messaging application” and do not remedy the failings of D5.

Therefore, the Applicant submits that all the claims of the Second Auxiliary Request are novel and inventive over the cited references.

For each request, it is submitted that the two-part claim format is unnecessary, since it is not an essential requirement of the EPC and the claims are clear in their present form. Any unnecessary manipulation of the claims might make them less clear. The skilled person has easy access to the teaching of the prior art via the description.

The Applicant has presented a complete attempt to overcome all pending objections to this application. This is in the hope of reaching agreement prior to the scheduled hearing. For efficiency, we would appreciate some early feedback on these written submissions from the Examiner so that any objections which might remain and which can be reasonably dealt with via discussion might be resolved. The Applicant has made an attempt to file early submissions in the hope of obtaining feedback well in advance of the hearing, and the Examiner is invited to call the undersigned representative to discuss, formally or informally, any aspect of the application.

Thank you.

Yours faithfully

(signed electronically)

Binesh Patel – Professional Representative
for and on behalf of **Barker Brettell LLP**

encs



European Patent Office
80298 MUNICH
GERMANY
Tel. +49 (0)89 2399 - 0
Fax +49 (0)89 2399 - 4465



Patel, Binesh
Barker Brettell LLP
10-12 Priests Bridge
London
SW15 5JE
GRANDE BRETAGNE

RECEIVED
06 OCT 2010
BARKER BRETTCELL
LONDON

Formalities Officer
Name: Barabasz, Iwetta
Tel.: 7183
or call:
+31 (0)70 340 45 00

Date	29-09-2010
------	------------

Reference 1082-0866	Application No./Patent No. 06125884.4 - 2414 / 1768359
Applicant/Proprietor RESEARCH IN MOTION LIMITED	

EPA/EPO/OEB Formblatt/Form/Formulaire : F2008, F2906

Empfangsbescheinigung über den Zugang des vorstehend bezeichneten Schriftstücks
Acknowledgement of receipt of the document specified above
Récépissé du document spécifié ci-dessus

Unter Bezugnahme auf die Mitteilung im ABI EPA 7/2010, 377 wird gebeten, die Empfangsbescheinigung mit Empfangsdatum und Unterschrift zu versehen und umgehend an das EPA zurückzusenden:

With reference to the Notice in OJ EPO 7/2010, 377, you are requested to date and sign the acknowledgement of receipt and return it to the EPO immediately:

Conformément au communiqué paru au JO OEB 7/2010, 377, vous êtes prié d'indiquer sur le récépissé la date de réception du document, de signer le récépissé et de le renvoyer sans délai à l' OEB:

- über die Online-Dienste des EPA (als Anlage zu EPA Form 1038) / through EPO Online Services (as annex to EPO Form 1038) / par les services en ligne de l'OEB (en tant que pièce jointe au formulaire OEB 1038),
- per Fax / by fax / par télex (+49 (0) 89 2399-4465 or +31 (0) 70 340-3016)
- oder per Post / or by post / ou par courrier.

Empfangen am / Received on / Reçu le :

6 OCTOBER 2010

Unterschrift / Signature:

Empfangsberechtigter/authorised recipient/
le destinataire ou la personne dûment mandatée

Rücksende-Adresse / Return address / Adresse de retour
(Umschlag / envelope / enveloppe ISO C4 / DL / C6/C5 / C6)

DEUTSCHLAND
80298 MÜNCHEN
Europäisches Patentamt

Rücksende-Adresse / Return address / Adresse de retour

EPA/EPO/OEB Form 2836 07.10

IB52352



European Patent Office
80298 MUNICH
GERMANY
Tel. +49 (0)89 2399 - 0
Fax +49 (0)89 2399 - 4465



Patel, Binesh
Barker Brettell LLP
10-12 Priests Bridge
London
SW15 5JE
GRANDE BRETAGNE

Formalities Officer

Name: Barabasz, Iwetta
Tel.: 7183
or call:
+31 (0)70 340 45 00

Date
29-09-2010

Reference 1082-0866	Application No./Patent No. 06125884.4 - 2414 / 1768359
Applicant/Proprietor RESEARCH IN MOTION LIMITED	

EPA/EPO/OEB Formblatt/Form/Formulaire : F2008, F2906

**Empfangsbescheinigung über den Zugang des vorstehend bezeichneten Schriftstücks
Acknowledgement of receipt of the document specified above
Récépissé du document spécifié ci-dessus**

Unter Bezugnahme auf die Mitteilung im ABI EPA 7/2010, 377 wird gebeten, die Empfangsbescheinigung mit Empfangsdatum und Unterschrift zu versehen und **umgehend** an das EPA zurückzusenden:

With reference to the Notice in OJ EPO 7/2010, 377, you are requested to date and sign the acknowledgement of receipt and return it to the EPO **immediately**:

Conformément au communiqué paru au JO OEB 7/2010, 377, vous êtes prié d'indiquer sur le récépissé la date de réception du document, de signer le récépissé et de le renvoyer **sans délai** à l' OEB:

- **über die Online-Dienste des EPA** (als Anlage zu EPA Form 1038) / **through EPO Online Services** (as annex to EPO Form 1038) / **par les services en ligne de l'OEB** (en tant que pièce jointe au formulaire OEB 1038),
- **per Fax / by fax / par téléfax (+49 (0) 89 2399-4465 or +31 (0) 70 340-3016)**
- oder per Post / or by post / ou par courrier.

Empfangen am / Received on / Reçu le :

Unterschrift / Signature:

Empfangsberechtigter/authorised recipient/
le destinataire ou la personne dûment mandatée

Rücksende-Adresse / Return address / Adresse de retour
(Umschlag / envelope / enveloppe ISO C4 / DL / C6/C5 / C6)

**DEUTSCHLAND
80298 MÜNCHEN
Europäisches Patentamt**

Rücksende-Adresse / Return address / Adresse de retour

Datum
Date 29.09.2010
Date

Blatt
Sheet 1
Feuille

Anmelde-Nr:
Application No: 06 125 884.4
Demande n°:

The examination is being carried out on the **following application documents**

Description, Pages

4-12, 14, 16	as originally filed			
1, 13, 15	received on	05-09-2007	with letter of	05-09-2007
2, 3, 3a	filed in electronic form on			01-06-2009

Claims, Numbers

1-29	filed in electronic form on			01-06-2009
------	-----------------------------	--	--	------------

Drawings, Sheets

1/11-11/11	as originally filed			
------------	---------------------	--	--	--

Annex to the summons

1 *Facts and submissions*

1.1 The applicant submitted with his letter of reply of 1.06.2009 amendments to the claims and description, which serve to address objections raised in the previous official communication.

The applicant has filed a new set of claims 1-29, whereby the independent claims 1 and 15 and dependent claims 5,7,19 and 21 have been amended. All amendments are related to an "invokable link" feature. Said feature was already present in earlier sets of claims; in fact it is now specified more precisely by the amendments, which are mainly based on paras.46,48 and figs.3,4.

The applicant has further filed new pages 2,3 and 3a of the description, whereby the statement of invention has been amended along with the amended independent claims 1 and 15.

However, despite the applicant's arguments to the contrary, the examining division maintains that all of the claims are unallowable under Article 52(1) EPC.

In order to efficiently bring the procedure to a conclusion, and in accordance with the applicant's conditional request, oral proceedings are to be summoned herewith during which the matters set out in the previous communication and, in particular, summarised below will be discussed (Article 113(1) EPC) and a decision as to the allowableness or refusal (Article 97(1)/(2) EPC) of the application will be made.

2 *Article 123(2) EPC*

- 2.1 The applicant has modified claim 7, which now reads "...each service having an invocable link (610) to invoke **the respective service** in response to user input." In this respect the description discloses in related para.48 "and a link 610 to invoke **the associated application** user interface for the service.". Hence, claims 7 as amended results in the application being amended in such a way that it contains subject-matter which extends beyond the content of the application as filed, Article 123(2) EPC.

This objection is also valid for corresponding device claim 21.

3 *Arguments of the applicant*

- 3.1 The applicant maintains in his letter of reply dated 1.06.2009 (mainly page 2) that D5 is not the closest prior art, as already extensively done in his letter of reply dated 19.12.2008. According to the applicant D5 is generally concerned with computing devices with large display screens.
- 3.1.1 However, besides the reasons already given in the latest communication dated 16.01.2009, in addition the applicant's attention is drawn to D5 paras. 28,29,82,83,92,143,154 from which it becomes clear that D5 does indeed talk about applying the invention to computing devices with small display screens too.

3.2 The applicant refers to his submission that D5 teaches a sidebar, where the sidebar/container covers the entire display.

3.2.1 Besides the already cited para.177, in addition, the applicant is advised of para.48 "... This sidebar can be generally described as a container hosting one or more columns of items in a persistent interactive display strip along one edge of a conventional display device." in combination with para.28,82 and 83. Applying the there disclosed information to the PDA in fig.6C would mean that potentially only one column of tickets would be shown instead of three, leaving 2/3 of the screen for using other applications.

3.3 The applicant refers to the example given in para.177 where the handheld device works in combination with a PC taking over the task of showing the tickets on the screen of the handheld instead of the PC.

3.3.1 This example shows that the handheld has the invention been implemented in its user interface and configured according to the PC/handheld arrangement requirements (see para.48), i.e. especially before doing anything else the handheld has to deal with the tickets associated with the PC. However, when being separated from the PC, according to para.48 there is no need to always have three columns on the screen of the handheld.

4 *Inventive step - Article 56 EPC*

4.1 The present formulation of independent method claim 1 is such that most of its subject matter can be read onto prior art document D5, which relates to a method of controlling a mobile station using a graphical user interface displayed on the screen of the mobile station (abstract).

In particular, document D5 discloses the steps of:

- *displaying on the display screen a main screen of the GUI, the main screen (see the description of the figures in para.25; fig.6A,8A,8B,8C,10) comprising an application portion occupying a major portion of the screen (fig.6A,8A,8B, 8C,10),*

- *and at least one dynamic bar* (para.175; fig.6A obj.600,605; para. 161,179,180 fig.8A,8B,8C obj.805,810,815,820; para.181 fig.10 obj.1010),
- *the at least one dynamic bar being associated with one or more applications on the mobile station* (e.g. para.50,77,181 - The dynamic bar is functional equivalent to the ticket/item 1010 which is linked in this example to the email application of the device.),
- *the at least one dynamic bar is configured to expand and collapse via respectively displaying and removing a drop down or pop - up interface in response to respective user input* (para.161,179 "FIG. 8B is an exemplary screen image illustrating a dynamic person window or "enhanced tooltip" person window 825 accessed by selection of one of the person items 815 of FIG. 8A"; para.181 "User selection of the email ticket/item 1000 serves to expand/open an enhanced tooltip email window 1020 which allows user interaction with received email as from within a typical email application."),
- *managing information concerning events of the one or more applications associated with the at least one dynamic bar* (para.81; fig.10 obj.1010 showing the event count information "5/389" i.e. 5 new messages, 389 messages in total),
- *displaying in the drop down or pop-up interface dynamic preview information concerning one or more new events in the one or more applications* (para. 50,181 and fig.10 - "User selection of the email ticket/item 1000 serves to expand/open an enhanced tooltip email window 1020 which allows user interaction with received email as from within a typical email application." 5 new messages are indicated by being presented with bold letters),
- *the dynamic preview information being determined dynamically from the information managed by the one or more applications and/or information determined from the managed information* (para.81),
- *providing, in the dynamic preview information, an invokable link for invoking a respective application of the one or more applications in response to user input received from input means of the mobile station* (para.50 especially "...Further, clicking on, or hovering a pointing device over the email item serves to bring up an email pop-up window including the contents of the email inbox folder being tracked/watched in accordance with the email ticket instructions...."; para.77,83 especially "... Such interaction serves to call up actionable expanded information or contact windows, namely "enhanced tooltip windows,..."; para.181 "...User selection of the email ticket/item 1000 serves to expand/open an enhanced tooltip email window 1020 which allows user interaction with received email as from within a typical email

application...."; para.161,180 "...Further, FIG. 8C, is an exemplary screen image illustrating historical communications information associated with the person represented by the person window of FIG. 8B. This historical communications window 855 is automatically opened in one embodiment by selecting the image of the person in the enhanced tooltip person window 825. This historical communications window 855 includes a summary to all past communications with the person represented by the person item 825 of FIG. 8A..."), and

- continuously updating the dynamic preview information to be displayed in the drop down or pop-up interface in response to a change in the one or more new events in the one or more applications (para.81).

4.2 First, the subject matter of claim 1 differs from D5 in that it additionally comprises *a status portion for displaying status information concerning the mobile phone.* However, this feature is a common used feature in PDAs or mobile phones, considering the level of specification in claim 1 (see for example D2 page 7 and fig.3 obj.174 or D6 para.83 and fig.2 obj.206).

Second, all features of claim 1 which are directly related to the dynamic bar are considered to be essential for the invention. The "status bar" is located in the upper part of the display like the dynamic bar, but it is not somehow interrelated or interacting with the dynamic bar because it does not offer any user interaction functionalities. The only common aspect is the fact that both present partly the same information (count of new messages).

Therefore, the "status bar" feature is not considered to be essential for the invention, i.e. user interaction functionalities of a dynamic bar, claimed (by the way only one sentence in para.46 of the description "In Fig. 4, mobile station status portion 306 includes a new email count 402 indicating 30 unread emails." is referring to said status portion).

Thus for the first and second reason the "status bar" feature does not provide any inventive step to claim 1, Article 56 EPC.

4.2.1 The applicant was already confronted in the last communication with the above reasoning regarding the relevance of the "status bar" feature with respect to the invention. The applicant in his letter of 1.06.2009 did **not** explain the extend of **interaction of the "status bar" feature with the dynamic bar**, i.e. its relevance for the invention; and the applicant did also not comment the "status bar's" disclosure in D2 and D6.

Rather the applicant states that D5 incorporates status information into its sidebar and not in a separate screen portion because of not having any space limitations, as D5 is primarily dealing with computers having large screens.

- 4.3 The applicant stated that D5 further teaches that two types of action maybe provided by the items in the sidebar: **either** providing further information **or** interacting with the source object; i.e. this is an "either/or" configuration. In contrast, the **subject matter claimed provides information in three different levels of detail**; i.e. first show general information, second show preview information for an application and third provide an invokable link to said application.
- 4.3.1 However, D5 in para.181 "Similarly, FIG. 10 represents an email type ticket/item 1010 within another container/sidebar 1000. **User selection of the email ticket/item 1000 serves to expand/open an enhanced tooltip email window 1020 which allows user interaction with received email as from within a typical email application.**" discloses a similar behaviour as first there is provided the ticket information as general information, second there is provided the "enhanced tooltip email window 1020" and third there is provided interaction with the source object (email program), e.g. looking at a complete email content. Consequently, D5 does not only disclose a limited "either/or" configuration.
- 4.4 The applicant further argues that the dynamic preview information is very limited compared with the example given in D5 para.181 fig.10, where the first interaction with a ticket in the **sidebar provides full functionality**, i.e. in this case invoking functionality equivalent to a standard email application. According to the applicant this behaviour is considered as **directly invoking a "third level" of details** of presenting application related events/information, **without having the intermediate second level as claimed**. According to the applicant this "directly invoking a "third level" of details" is a significant **waste of the limited processing power** available in a handheld device and a further hint that **D5 is not concerned about the limitations of display space and processing power found in handheld devices**.

4.4.1 In contrast to the applicant, the examining division is of the opinion that what is shown in fig.10 of D5 **cannot** be considered as a **full functionality providing email client**, which would under normal circumstances comprise e.g. a **menu** in its GUI with many more functions than those **limited** five functions (maybe most used functions) which are presented by the five icons in the upper right corner of the pop-up window in fig.10 (five functions in fig. 10: save, delete, reply, reply all, forward). In other words, the pop-up in fig.10 shows a **reduced GUI of an email client**, whereby the client maybe a standard full email client with reduced visible and accessible functionality or a special email program with reduced functionality being available as a second email client besides the full email client, which is anyway needed.

Similarly, the pop-up interface 407 in fig.4 of the application is considered to be a reduced GUI of an email client; either the reduced GUI belongs to the standard full email client of the handheld device with reduced visible and accessible functionality or it belongs to a further special email program with reduced functionality being available as a second email client besides the full email client of the handheld device. According to the applicant the information shown in pop-up 407 is a "second level" information of totally three levels of details of application related events/information.

Hence, the information being presented in the pop-up of fig.10 of D5 is of the **same second level of details** as the preview information of the pop-up in fig. 4 of the application, i.e. fig.10 does not provide a full functionality providing email client.

4.4.2 A further example for the three level information is presented in fig.8A (first level), 8B (second level) and 8C (third level) of D5 (see also paras.179,180), whereby also a link (photo of the person in fig.8B) for invoking an application is provided on the second level.

4.5 The additional features of dependent claims 2-14 are either disclosed by D5:

- claim 2,4: fig.10 obj.1010 show the label "User Feedback" and as limited dynamic preview information "5/389",
- claim 3: fig.10 obj.1010 shows icon with a letter symbol,
- claim 5: paras.50,77,83,181; fig.10 obj.1020 shows 5 new events i.e. here letters,
- claim 6: para.181 fig.10 or para.180 fig.8C,

- claim 7: paras.93,145,156 Tickets/Viewers can be user configured and may interact with multiple communications sources/services to provide e.g. status information of the multiple services to the user,
- claim 8: fig.10,
- claim 9: paras.93,145,156 Tickets/Viewers can be user configured, i.e. they provide a filter function,
- claim 10: paras.168-173 fig.5 obj.530,
- claim 11: fig.6C,
- claim 12,13: paras.93,145,156 Tickets/Viewers can be user configured, i.e. the user can define tickets which show combined preview information of contextually related communication sources,
- claim 14: fig.6C

or are implementation measures not involving any special technical effect. Hence, the additional features of claims 2-14 do not add anything inventive to claim 1.

- 4.6 The structural features of independent apparatus claim 15 correspond to the already discussed method steps of independent method claim 1. Claim 15 is, therefore, not inventive.
- 4.7 The structural features of dependent claims 16-28 correspond to the already discussed method steps of claims 2-14. Hence, these claims do either not add anything inventive to claim 15.
- 4.8 The machine-readable medium embodying program code executable by a processor of the mobile station of independent claim 29 corresponds to the already discussed method steps of independent method claim 1. Claim 29 is, therefore, not inventive.

5 *Clarity - Article 84 EPC*

5.1 Reference 302 is used in the description for indicating the "application portion" of the screen; whereas in the claims 1 and 15 it is additionally used for the term "graphical user interface", rendering the claims vague, Article 84 EPC. All references 302 related to the term "graphical user interface" should be deleted.

5.2 The reference (GUI) is used in claims 1 and 15 which has no counterpart in the figures, rendering the claims vague, Article 84 EPC. It seems that it was actually intended to introduce an abbreviation for the term "graphical user interface". This could be done by a wording like "... graphical user interface, GUI, ...".

6 *Formal issues*

6.1 In order to meet the requirements of Rule 43(1) EPC, all independent claims should be cast in the two part form, with those features which in combination are disclosed by the closest prior art D5 placed in the preamble.

6.2 The description should be brought in conformity with the actual set of claims (Rule 42(1)(c) EPC).

7 *Further considerations*

7.1 Consequently, the points to be discussed in the oral proceedings will be:

- 1) inventive step (Article 52(1) and 56 EPC), and
- 2) formal issues concerning the application (Rules 42 and 43 EPC).

7.2 The applicant's attention is drawn to the possibility to request an **appealable decision according to the state of the file** in accordance with the Guidelines E-X, 4.4. The application will then be refused on the basis of Article 97(2) EPC. In that case the applicant is kindly asked to withdraw his request for oral proceedings to avoid all efforts with holding the proceedings in his absence.

7.3 However, should the applicant intend to file amendments and attend the oral proceedings, he should heed Rule 116(1) EPC, particularly noting that submissions shall be submitted prior to the date set in this invitation. The examining division otherwise will exercise its discretion according to Rule 116(1) EPC to disregard new submissions presented after that date.

Further, if the applicant does not appear as summoned, the proceedings will be held in his absence, Rule 115(2) EPC.

Additionally attention is drawn to the information from the EPO published on page 471 of the Office Journal EPO 10/2008 regarding non-attendance at oral proceedings before the examining division.

7.4 Furthermore, care should be taken to avoid adding subject-matter which extends beyond the content of the application as originally filed (Article 123(2) EPC). To facilitate examination of this, all changes shall be **clearly indicated** along with **specific citations of their basis in the originally filed documents** (Rule 137(4) EPC, Guidelines E-II,1).

7.5 The attention of the applicant is drawn to the fact that the communication accompanying the summons as a rule will be the last communication before the actual oral proceedings.

We point out that the applicant has the possibility to file a well-reasoned complete written response to a summons. If such submissions are convincing and filed in a timely manner, oral proceedings may be cancelled if no or only minor objections which can be resolved in a telephone communication remain outstanding (compare Guidelines E-III, 2).

Datum
Date 29.09.2010
Date

Blatt
Sheet 11
Feuille

Anmelde-Nr:
Application No: 06 125 884.4
Demande n°:

If the examining division considers that a decision on the matter cannot be reached on the basis of the written evidence obtained, the outstanding objections will be discussed during the oral proceedings. In this situation there will be no opportunity given to discuss outstanding objections either in writing or by telephone before the actual oral proceedings.



European Patent Office
80298 MUNICH
GERMANY
Tel. +49 (0)89 2399 - 0
Fax +49 (0)89 2399 - 4465



Patel, Binesh
Barker Brettell LLP
10-12 Priests Bridge
London
SW15 5JE
GRANDE BRETAGNE

Formalities Officer

Name: ~~Doris~~ Barabasz
Tel.: ~~4024~~ 7183
or call:
+31 (0)70 340 45 00

Date
29-09-2010

Reference 1082-0866	Application No./Patent No. 06125884.4 - 2414 / 1768359
Applicant/Proprietor RESEARCH IN MOTION LIMITED	

Summons to attend oral proceedings pursuant to Rule 115(1) EPC

You are hereby summoned to attend oral proceedings arranged in connection with the above-mentioned European patent application.

The matters to be discussed are set out in the communication accompanying this summons (EPO Form 2906).

The oral proceedings, which will not be public, will take place before the Examining Division.

on 17.02.11 at 09.00 hrs at the EPO, Room PO 2.04.0000 D-80335 München
--

Capitellum Building
Landsbergerstr. 30

No changes to the date of the oral proceedings can be made, except on serious grounds (see OJ EPO 1/2009, 68). If you do not appear as summoned, the oral proceedings may continue without you (R. 115(2) EPC, see also OJ EPO 10/2008, 471).

Your attention is drawn to Rule 4 EPC, regarding the language of the oral proceedings, and to the Special edition No. 3 OJ EPO 2007, L.1., concerning the filing of authorisations for company employees and lawyers acting as representatives before the EPO.

The final date for making written submissions and/or amendments (R. 116 EPC) is 17.01.11.

The actual room number as well as the waiting room numbers will be given to you by the porter in the foyer at the above EPO address.

Parking is available free of charge in the underground car park. However, this applies only in the case of accessing the car park via the entrance "Zollstrasse".

1st Examiner:
Teiwes J

2nd Examiner:
Bianchi D

Chairman:
Gavin Alarcon O

For the Examining Division

Annexes:
Confirmation of receipt (Form 2936)
Communication (EPO Form 2906)



Registered letter with advice of delivery
EPO Form 2008 04.09 [ORAL03=9999] (24/09/10)

to EPO postal service: 24.09.10

Application No.: 06 125 884.4

Preparation for oral proceedings - Instructions to Support Service

Oral proceedings are to be held in connection with the above patent application

1. The matters to be discussed are set out in the annex (Form 2906)
2. Dispatch the summons using Form 2008/2310 and Form 2906 for the parties to attend on:

Day 17.02.2011 Time 09:00

ROOMS

<i>Capitellum</i> Room booked

ORAL 01, 02, 03 and 05 coded

24.02.11
 Date Initials *J*

- 2.1 Parties' submissions in preparation for the oral proceedings, if any, should be made no later than

1 month(s)

before the date of the oral proceedings
(transfer to Form 2008.1 / 2310.1)

- 2.2 Encode ORAL(04)

coded

Date Initials

- 2.3 Dispatch Form 2008.7 / 2310.7 to division

Date Initials

3. Arrange for the following special equipment to be provided in the conference room:

Date Initials

4. Request language service to provide simultaneous interpretation facilities as necessary

.....
 Date Initials

5. Return the dossier to primary examiner with Form 2041 (15 days before the oral proceedings)

.....
 Date Initials

6. Check that summons has been received (Form 2936 / advice of delivery)

7. 15 days before the oral proceedings:
 - dispatch the dossier to the primary examiner.

23.09.10
 Date

.....
 Chairman

.....
 Bianchi, Damiano
 2nd examiner

.....
 Teiwes, Jürgen
 1st examiner

.....
 Legal member

Enclosure(s):



Payment of fees and expenses

Zur Kasse

Patent Office and Accounts München

(0)89 2399-4465

Please complete in typescript only

01 Name of payer
 Barker Brettell LLP

Payer's reference
 BP50853P.EPAD1

02 Address
 138 Hagley Road, Edgbaston
 Birmingham, B16 9PW
 GB

Mode of payment
 Bank payment/transfer to*

Name of bank where EPO account held

Debit from deposit account with the EPO is requested*

Deposit account No.
 2805.0004

03 Patent application/patent No. (please use a separate form for each application)
 EP 06125884.4

PCT

	Code		Currency	Amount
04	001	Filing fee – EP direct	EUR	
05	002	Search fee	EUR	
06	005	Designation fee(s) ³	EUR	
07	015	Claims fee(s) (Rules 45(1), 162(1) EPC)	EUR	
08	055	Additional copy	EUR	
09	006	Examination fee	EUR	
10	007	Fee for grant including fee for printing (up to 35 pages)	EUR	
11	008	Additional fee for printing (more than 35 pages)	EUR	
12	033	Renewal fee for the 3rd year	EUR	
13	034	Renewal fee for the 4th year	EUR	
14	035	Renewal fee for the 5th year	EUR	
15	020	Filing fee – entry EP phase	EUR	
16		Extension fee(s) for *:	EUR	
17	036	Renewal fee for the 6th year	EUR	900.00
18			EUR	
19			EUR	
20			EUR	
21			EUR	
22		Total	EUR	900.00

Signature For and on behalf of Barker Brettell LLP

Birmingham, GB 14 OCT 2009
 Place, date

EPO 1010 04.08

Explanations 1 - 4 see overleaf.



BARKER BRETTCELL

PATENTS TRADE MARKS COPYRIGHT DESIGNS

FAX

PLEASE REPLY TO BIRMINGHAM
Fax: +44 (0)121 456 1368

SENT BY: amb

To: Cash and Accounts Department Company: European Patent Office

Fax No: 0049892399-4465 No. of pages including this page: 2

From: Patent Records Department Date: 14 October 2009

Your Ref: Our Ref: BP50853P.EPAD1 (Please quote in reply)

NOTICE TO RECIPIENT: This communication may contain confidential, privileged or trade secret information which is protected by law. Should you have received it in error, please telephone us immediately and destroy the pages received. You are required to treat all information contained in the communication as strictly confidential, as between the sender and the addressee.

European Patent Application No. 06125884.4
Research in Motion Limited
Renewal Due: 9 November 2009

Please pay the 6th annuity fee due on the above-mentioned application and debit our Deposit Account No. 2805.0004 by Euro 900.00

Yours faithfully

Andrew D Tranter – Professional Representative
for and on behalf of Barker Brettell LLP

Received at the EPO on Oct 14, 2009 16:25:21. Page 1 of 2



European Patent Office
80298 MUNICH
GERMANY
Tel. +49 (0)89 2399 - 0
Fax +49 (0)89 2399 - 4465



Patel, Binesh
Barker Brettell LLP
10-12 Priests Bridge
London
SW15 5JE
GRANDE BRETAGNE

**For any questions about
this communication:**
Tel.: +31 (0)70 340 45 00

Date
03.09.09

Reference 1082-0866	Application No./Patent No. 06125884.4 - 2414 / 1768359
Applicant/Proprietor Research In Motion Limited	

Communication of amended entries concerning the representative (R. 143(1)(h) EPC)

As requested, for the above-mentioned European patent application / European patent the entries concerning the representative have been amended as follows:

Patel, Binesh
Barker Brettell LLP
10-12 Priests Bridge
London
SW15 5JE
GB

The amendment will be recorded in the Register of European Patents.

Client Data Registration

Tel.: +49 (0)89 2399 2780



EPO - Munich
45

31. Aug. 2009



BARKER BRETTCELL

PATENTS TRADE MARKS COPYRIGHT DESIGNS

Please reply to London Office
Contact: Mr Binesh Patel
Email: binesh.patel@barkerbrettell.co.uk

European Patent Office
D-80298 München
Germany

CONFIRMATION COPY
ORIGINAL SENT BY FACSIMILE

For the attention of CDR

BY FAX AND COURIER

Our ref:

BP50495M.GE

21 August 2009

Dear Sirs

**European patent application/patent numbers specified in attached document
In the name of Research in Motion Limited**

I have been instructed by my client, Research in Motion Limited, to take over representation of the European patent applications in the attached list. Please record the change in your records and direct all future correspondence concerning these applications to:

Binesh PATEL
Barker Brettell LLP
10-12 Priests Bridge
London
SW15 5JE

In relation to these matters, please note that the previously recorded Professional Representative is no longer responsible for these applications.

We filed a General Power of Attorney from Research In Motion Limited by fax on 12 August 2009. The original Power of Attorney is currently being processed by you and we await the general authorisation number. For your reference I enclose a further copy of the Power of Attorney filed on 12 August 2009.

Please send us confirmation that this change has been recorded.

Yours faithfully

**Binesh Patel – Professional Representative
for and on behalf of Barker Brettell LLP**

cc: Ipulse, London

L:\BineshNP_50495M_GE\Letters sent to EPO\L to EPO requesting change of representative - Ipulse_Ridout & Maybee - 20.08.09.doc aj

10-12 PRIESTS BRIDGE LONDON SW15 5JE ENGLAND TEL: +44 (0)20 8392 2234 FAX: +44 (0)20 8392 1858
Email: london@barkerbrettell.co.uk URL: www.barkerbrettell.co.uk
Birmingham 0121 456 1364 Southampton 023 8033 6970 Cambridge 01223 411355 Worcester 01905 27589 Gloucester 01452 311799
Barker Brettell LLP is a limited liability partnership registered in England and Wales, registered number OC334393
Registered address: 138 Hagley Road Edgbaston Birmingham B16 9PW England, where a list of members may be inspected
A reference to a partner means a member of Barker Brettell LLP or an employee or consultant of Barker Brettell LLP with equivalent standing and qualifications

OGILVY RENAULT

Application/Patent Number	Our Ref	RIM Ref	Ipulse Ref	Ogilvy Renault Ref
07103255.1		31465-EP-EPA	1082-0971	16813-104EP
04104606.1		12214-EP-EPA	1082-0108	16813-29EP
05110391.9		21394-EP-EPA	1082-0369	16813-45EP
07101596.0		30755-EP-EPA	1082-0925	16813-93EP
08152171.8		32818-EP-EPA	1082-1290	16813-142EP
09152853.9		34288-EP-EPA	1082-1537	15303300EP
06111864.2		30231-EP-EPA	1082-0521	16813-90EP
05103049.2		21630-EP-EPA	1082-0233	16813-73EP
07113775.6		31067-EP-EPA	1082-1094	16813-135EP
05101416.5		20861-EP-EPA	1082-0174	16813-10EP
05100628.6		12774-EP-EPA	1082-0159	16813-32EP
05101729.1		21431-EP-EPA	1082-0185	16813-43EP
05102148.3		21183-EP-EPA	1082-0199	16813-31EP
04101567.8		11834-EP-EPA	1082-0045	16813-14EP
04104607.9		12212-EP-EPA	1082-0109	16813-30EP
06101608.5		21319-EP-EPA	1082-0475	16813-37EP
05110389.3		21400-EP-EPA	1082-0368	16813-46EP
06741393.0		21575-EP-EPT	1082-0826	16813-62EP
06705229.0		21578-EP-EPT	1082-1137	16813-76EP
04002613.0		11371-EP-EPA	1082-0002	16813-2EP
07113650.1		31969-EP-EPA	1082-1091	16813-122EP
05107740.2		21283-EP-EPA	1082-0312	16813-33EP
07103256.9		31614-EP-EPA	1082-0973	16813-130EP
04004095.8		11583-EP-EPA	1082-0012	16813-5EP
07114201.2		31700-EP-EPA	1082-1099	16813-124EP
09153624.3		33187-EP-EPA	1082-1562	15329200EP
06115070.2		20908-EP-EPA	1082-0611	16813-55EP
08168732.9		10461-EP-ETD	1082-1457	15347701
08150235.3		32215-EP-EPA	1082-1233	16813-128EP
04713831.8		11246-EP-EPT	1082-0595	16813-1EP
05106963.1		30283-EP-EPA	1082-0288	16813-89EP
04252119.5		11842-EP-EPA	1082-0044	16813-9EP
05100621.1		12764-EP-EPA	1082-0157	16813-25EP
04004279.8		11593-EP-EPA	1082-0021	16813-13EP
06721839.6		21625-EP-EPT	1082-1136	16813-64EP
07122649.2		32794-EP-EPA	1082-1195	16813-141EP
05107004.3		21318-EP-EPA	1082-0292	16813-36EP
06101633.3		30284-EP-EPA	1082-0481	16813-91EP
08168892.1		12774-EP-EPD	1082-1458	16813-32EP1
05103037.7		21608-EP-EPA	1082-0216	16813-69EP
06113624.8		21136-EP-EPA	1082-0567	16813-42EP
04105425.5		12475-EP-EPA	1082-0121	16813-18EP
06127139.1		30514-EP-EPA	1082-0884	16813-92EP
08152266.6		32841-EP-EPA	1082-1294	16813-143EP
08151643.7		12166-EP-EPD	1082-1269	16813-22EP-1
08165116.8		21283-EP-EPD	1082-1427	15260501

OGILVY RENAULT

06115256.7		30108-EP-EPA	1082-0612	16813-86EP
06125884.4		12694-EP-EPD	1082-0866	16813-39EP-1
05100635.1		12760-EP-EPA	1082-0158	16813-27EP
05103099.7		21627-EP-EPA	1082-0238	16813-65EP
06804614.3		21572-EP-EPT	1082-1128	16813-58EP
08171304.2	BP51082P.EPA	33308-EP-EPA	1082-1487	15236700
08151664.3		32540-EP-EPA	1082-1271	16813-139EP
04105647.4		12694-EP-EPA	1082-0126	16813-39EP
05106674.4		21234-EP-EPA	1082-0283	16813-40EP
05110118.6		21083-EP-EPA	1082-0360	16813-23EP
04103227.7		12040-EP-EPA	1082-0072	16813-3EP
05102553.4		20183-EP-EPA	1082-0207	16813-38EP
05101115.3		21108-EP-EPA	1082-0170	16813-26EP
09150357.3		33579-EP-EPA	1082-1508	15197300
05730092.3		12278-EP-EPT	1082-1008	16813-34EP
05107610.7		30129-EP-EPA	1082-0311	16813-83-EP
05000268.2		12696-EP-EPA	1082-0148	16813-28EP
04106055.9		12623-EP-EPA	1082-0135	16813-24EP
04103810.0		12166-EP-EPA	1082-0082	16813-22EP
02779081.5	BP51140P.EPP	10461-EP-EPT	1082-0058	16813-20EP
06112357.6		30554-EP-EPA	1082-0534	42279-0012
05100850.6		12700-EP-EPA	1082-0163	16813-11EP
08168419.3		11246-EP-ETD	1082-1456	16813-1EP-1
08155926.2		32223-EP-EPA	1082-1352	16813-118EP
07120520.7		31919-EP-EPA	1082-1175	16813-125EP
07102554.8		12764-EP-EPD	1082-0954	16813-25EP div
05100498.4		12752-EP-EPA	1082-0155	16813-12EP
04103307.7	BP50993P.EPA	12049-EP-EPA	1082-0074	16813-6EP
06119363.7		30701-EP-EPA	1082-0720	16813-94EP
06705230.8		21577-EP-EPT	1082-1135	16813-63EP
04789701.2	BP50965P.EPP	11768-EP-EPT	1082-0824	16813-21EP
05103046.8		30021-EP-EPA	1082-0230	16813-49EP
06790508.3		21574-EP-EPA	1082-1129	16813-56EP
09161736.5		21388-EP-EPD	1082-1686	15793401
05110319.0		21388-EP-EPA	1082-0365	16813-44EP



1 **General authorisation**

General authorisation No. (for official use only)

Please forward the original direct to the EPO, Legal Division (Dir. 5.2.4) in Munich. Please read the attached notes before completing the form.

2 I (We)

Research In Motion Limited
295 Phillip Street
Waterloo
Ontario
Canada (CA)
N2L 3W8

Full name and address of authorisor(s)

3 do hereby authorise

PATEL, Binesh
and other Professional Representatives of
Barker Brettell LLP
10-12 Priests Bridge
London
SW15 5JE
United Kingdom (GB)

Full name and address of authorisee: professional representative, legal practitioner, employee, association of representatives. Please specify

4 to represent me (us) in all proceedings established by the European Patent Convention and to act for me (us) in all patent transactions.

- This authorisation includes the power to receive payments on my (our) behalf.
- This authorisation shall also apply to the same extent to any proceedings established by the Patent Cooperation Treaty.
- 5 Sub-authorisation may be given.
- Additional representatives indicated on supplementary sheet.
- 6 Please return a copy, supplemented by the general authorisation number, to the authorisor.

Place

Name (printed)

Date

Position within the company (where relevant)

Signature*

7 * The form must bear the personal signature(s) of the authorisor(s). In the case of legal persons, the signature must be that of the person empowered to sign on behalf of the company. If possible, please sign in blue.

EPO 1004 12.07

Legal OK
DJH
CER

Representatives:

MAKOVSKI, Priscilla Mary
LAWRENCE, John,
WIGHTMAN, David Alexander
TRANTER, Andrew David
GOSNALL, Toby
TRUEMAN, Lucy Petra
WILSON, Alan Stuart
ATKINSON, Jennifer
JOHNSON, Yvonne Catherine

KENT, Josephine
HARRIS, David James
MATTHEWS, Paul
LINCOLN, Ben James

YELLAND, Carl

of Barker Brettell LLP,
138 Hagley Road, Edgbaston, Birmingham, B16 9PW, England; and

ROBINSON, Simon John
LOCKE, Andrew Robert

of Barker Brettell LLP,
Medina Chambers, Town Quay, Southampton, SO14 2AQ, England.

PEEL, James Peter
MAYS, Julie

of Barker Brettell LLP,
10 - 12 Priests Bridge, London SW15 5JE, England



BARKERBRETTCELL

PATENTS TRADE MARKS COPYRIGHT DESIGNS

M. 21.08.09

Please reply to London Office
Contact: Mr Binesh Patel
Email: binesh.patel@barkerbrettell.co.uk

European Patent Office
D-80298 München
Germany

For the attention of CDR

CDR

BY FAX AND COURIER

Our ref:
BP50495M.GE

21 August 2009

Dear Sirs

**European patent application/patent numbers specified in attached document
In the name of Research in Motion Limited**

I have been instructed by my client, Research in Motion Limited, to take over representation of the European patent applications in the attached list. Please record the change in your records and direct all future correspondence concerning these applications to:

**Binesh PATEL
Barker Brettell LLP
10-12 Priests Bridge
London
SW15 5JE**

In relation to these matters, please note that the previously recorded Professional Representative is no longer responsible for these applications.

We filed a General Power of Attorney from Research In Motion Limited by fax on 12 August 2009. The original Power of Attorney is currently being processed by you and we await the general authorisation number. For your reference I enclose a further copy of the Power of Attorney filed on 12 August 2009.

Please send us confirmation that this change has been recorded.

Yours faithfully

Binesh Patel

**Binesh Patel – Professional Representative
for and on behalf of Barker Brettell LLP**

cc: Ipulse, London

L:\BineshP_50495M_GE\Letters sent to EPO\L to EPO requesting change of representative - Ipulse_Ridout & Maybee - 20.08.09.doc aj

10-12 PRIESTS BRIDGE LONDON SW15 5JE ENGLAND TEL: +44 (0)20 8392 2234 FAX: +44 (0)20 8392 1858
Email: london@barkerbrettell.co.uk URL: www.barkerbrettell.co.uk
Birmingham 0121 456 1364 Southampton 023 8033 6970 Cambridge 01223 411355 Worcester 01905 27589 Gloucester 01452 311799
Barker Brettell LLP is a limited liability partnership registered in England and Wales, registered number OC334393
Registered address: 138 Hagley Road Edgbaston Birmingham B16 9PW England, where a list of members may be inspected
Received at the EPO on August 21, 2009 16:35:29 Page 2 of 7
Barker Brettell LLP is a limited liability partnership registered in England and Wales, where a list of members may be inspected
Employee or consultant of Barker Brettell LLP with equivalent standing and qualifications

OGILVY RENAULT

Application/Patent Number	Our Ref	RIM Ref	Ipulse Ref	Ogilvy Renault Ref
07103255.1		31465-EP-EPA	1082-0971	16813-104EP
04104606.1		12214-EP-EPA	1082-0108	16813-29EP
05110391.9		21394-EP-EPA	1082-0369	16813-45EP
07101596.0		30755-EP-EPA	1082-0925	16813-93EP
08152171.8		32818-EP-EPA	1082-1290	16813-142EP
09152853.9		34288-EP-EPA	1082-1537	15303300EP
06111864.2		30231-EP-EPA	1082-0521	16813-90EP
05103049.2		21630-EP-EPA	1082-0233	16813-73EP
07113775.6		31067-EP-EPA	1082-1094	16813-135EP
05101416.5		20881-EP-EPA	1082-0174	16813-10EP
05100628.6		12774-EP-EPA	1082-0159	16813-32EP
05101729.1		21431-EP-EPA	1082-0185	16813-43EP
05102148.3		21183-EP-EPA	1082-0199	16813-31EP
04101567.8		11834-EP-EPA	1082-0045	16813-14EP
04104607.9		12212-EP-EPA	1082-0109	16813-30EP
06101608.5		21319-EP-EPA	1082-0475	16813-37EP
05110389.3		21400-EP-EPA	1082-0368	16813-46EP
06741393.0		21575-EP-EPT	1082-0826	16813-62EP
08705229.0		21578-EP-EPT	1082-1137	16813-76EP
04002613.0		11371-EP-EPA	1082-0002	16813-2EP
07113650.1		31969-EP-EPA	1082-1091	16813-122EP
05107740.2		21283-EP-EPA	1082-0312	16813-33EP
07103256.9		31614-EP-EPA	1082-0973	16813-130EP
04004095.8		11583-EP-EPA	1082-0012	16813-5EP
07114201.2		31700-EP-EPA	1082-1099	16813-124EP
09153624.3		33187-EP-EPA	1082-1562	15329200EP
06115070.2		20908-EP-EPA	1082-0611	16813-55EP
08168732.9		10461-EP-ETD	1082-1457	15347701
08150235.3		32215-EP-EPA	1082-1233	16813-128EP
04713831.8		11248-EP-EPT	1082-0595	16813-1EP
05106963.1		30283-EP-EPA	1082-0288	16813-89EP
04252119.5		11842-EP-EPA	1082-0044	16813-9EP
05100621.1		12764-EP-EPA	1082-0157	16813-25EP
04004279.8		11593-EP-EPA	1082-0021	16813-13EP
06721839.6		21625-EP-EPT	1082-1136	16813-64EP
07122649.2		32794-EP-EPA	1082-1195	16813-141EP
05107004.3		21318-EP-EPA	1082-0292	16813-36EP
06101633.3		30284-EP-EPA	1082-0481	16813-91EP
08168892.1		12774-EP-EPD	1082-1458	16813-32EP1
05103037.7		21608-EP-EPA	1082-0216	16813-69EP
06113624.8		21136-EP-EPA	1082-0567	16813-42EP
04105425.5		12475-EP-EPA	1082-0121	16813-18EP
06127139.1		30514-EP-EPA	1082-0884	16813-92EP
08152266.6		32841-EP-EPA	1082-1294	16813-143EP
08151643.7		12166-EP-EPD	1082-1269	16813-22EP-1
08165116.8		21283-EP-EPD	1082-1427	15260501

OGILVY RENAULT

06115256.7		30108-EP-EPA	1082-0612	16813-86EP
06125884.4		12694-EP-EPD	1082-0866	16813-39EP-1
05100635.1		12760-EP-EPA	1082-0158	16813-27EP
05103099.7		21627-EP-EPA	1082-0238	16813-65EP
06804614.3		21572-EP-EPT	1082-1128	16813-58EP
08171304.2	BP51082P.EPA	33308-EP-EPA	1082-1487	15236700
08151664.3		32540-EP-EPA	1082-1271	16813-139EP
04105647.4		12694-EP-EPA	1082-0126	16813-39EP
05106674.4		21234-EP-EPA	1082-0283	16813-40EP
05110118.6		21083-EP-EPA	1082-0360	16813-23EP
04103227.7		12040-EP-EPA	1082-0072	16813-3EP
05102553.4		20183-EP-EPA	1082-0207	16813-38EP
05101115.3		21108-EP-EPA	1082-0170	16813-26EP
09150357.3		33579-EP-EPA	1082-1508	15197300
05730092.3		12278-EP-EPT	1082-1008	16813-34EP
05107610.7		30129-EP-EPA	1082-0311	16813-83-EP
05000268.2		12696-EP-EPA	1082-0148	16813-28EP
04106055.9		12623-EP-EPA	1082-0135	16813-24EP
04103810.0		12166-EP-EPA	1082-0082	16813-22EP
02779081.5	BP51140P.EPP	10461-EP-EPT	1082-0058	16813-20EP
06112357.6		30554-EP-EPA	1082-0534	42279-0012
05100850.6		12700-EP-EPA	1082-0163	16813-11EP
08168419.3		11246-EP-ETD	1082-1456	16813-1EP-1
08155926.2		32223-EP-EPA	1082-1352	16813-118EP
07120520.7		31919-EP-EPA	1082-1175	16813-125EP
07102554.8		12764-EP-EPD	1082-0954	16813-25EP div
05100498.4		12752-EP-EPA	1082-0155	16813-12EP
04103307.7	BP50993P.EPA	12049-EP-EPA	1082-0074	16813-6EP
06119363.7		30701-EP-EPA	1082-0720	16813-94EP
06705230.8		21577-EP-EPT	1082-1135	16813-63EP
04789701.2	BP50965P.EPP	11768-EP-EPT	1082-0824	16813-21EP
05103046.8		30021-EP-EPA	1082-0230	16813-49EP
06790508.3		21574-EP-EPA	1082-1129	16813-56EP
09161736.5		21388-EP-EPD	1082-1688	15793401
05110319.0		21388-EP-EPA	1082-0365	16813-44EP



1 General authorisation

General authorisation No. (for official use only)

Please forward the original direct to the EPO, Legal Division (Dir. 5.2.4) in Munich. Please read the attached notes before completing the form.

2 I (We)

Research In Motion Limited
295 Phillip Street
Waterloo
Ontario
Canada (CA)
N2L 3W8

Full name and address of authorisor(s)

3 do hereby authorise

PATEL, Binesh
and other Professional Representatives of
Barker Brettell LLP
10-12 Priests Bridge
London
SW15 5JE
United Kingdom (GB)

Full name and address of authorisee: professional representative, legal practitioner, employee, association of representatives. Please specify

4 to represent me (us) in all proceedings established by the European Patent Convention and to act for me (us) in all patent transactions.

This authorisation includes the power to receive payments on my (our) behalf.

This authorisation shall also apply to the same extent to any proceedings established by the Patent Cooperation Treaty.

5 Sub-authorisation may be given.

Additional representatives indicated on supplementary sheet.

6 Please return a copy, supplemented by the general authorisation number, to the authorisor.

Waterloo, Ontario

Place

Jim Balsillie

Name (printed)

Aug 10, 2009

Date

Co-CEO

Position within the company (where relevant)

Jim Balsillie

Signature*

EPO 1004 12.07

* The form must bear the personal signature(s) of the authorisor(s). In the case of legal persons, the signature must be that of the person empowered to sign on behalf of the company. If possible, please sign in blue.

Legal OK
DJH
CFR

1

RIMC

Representatives:

MAKOVSKI, Priscilla Mary
LAWRENCE, John,
WIGHTMAN, David Alexander
TRANTER, Andrew David
GOSNALL, Toby
TRUEMAN, Lucy Petra
WILSON, Alan Stuart
ATKINSON, Jennifer
JOHNSON, Yvonne Catherine

KENT, Josephine
HARRIS, David James
MATTHEWS, Paul
LINCOLN, Ben James

YELLAND, Carl

of Barker Brettell LLP,
138 Hagley Road, Edgbaston, Birmingham, B16 9PW, England; and

ROBINSON, Simon John
LOCKE, Andrew Robert

of Barker Brettell LLP,
Medina Chambers, Town Quay, Southampton, SO14 2AQ, England.

PEEL, James Peter
MAYS, Julie

of Barker Brettell LLP,
10 - 12 Priests Bridge, London SW15 5JE, England

Notes

to the General authorisation Form (EPO 1004)

- 1 The use of this form is recommended when authorising representatives before the European Patent Office (EPO): professional representatives and legal practitioners under Article 134(8) EPC; employees under Article 133(3), first sentence, EPC and associations of representatives under Rule 152(11) EPC. As to Article 133(3), second sentence, EPC no implementing regulation has been issued up to the present time. If the authorisee is an employee who is not a professional representative or a legal practitioner, the authorisor must make a declaration in the general authorisation or in a covering letter that the authorisee is his employee.
- 2 The name and address of the party giving the authorisation (hereafter "authorisor") and the state in which their residence or principal place of business is located must be given, in accordance with Rule 41(2)(c) below, in the address box:
 "Names of natural persons shall be indicated by the person's family name, followed by his given names. Names of legal persons, as well as of bodies equivalent to legal persons under the law governing them, shall be indicated by their official designations. Addresses shall be indicated in accordance with applicable customary requirements for prompt postal delivery and shall comprise all the relevant administrative units, including the house number, if any."
- Where the authorisation is being given by more than one party, the relevant information regarding the additional authorisors must be indicated to the right of the address box.
- Where there are several authorisors, a general authorisation can also be used when only one or more of them are to be represented. If one of several authorisors cancels a general authorisation, it remains valid for the other authorisors under the old registration number. This applies equally to general authorisations already registered.
- 3 The name(s) and address of the place of business of the authorisee(s) must be given in accordance with Rule 41(2)(c) (see note 2 above). Please specify whether it is a professional representative, a legal practitioner, an employee or an association of representatives. As regards the authorisation of an association of representatives, within the meaning of Rule 152(11) EPC, the name and the number of the association must be given. If there is more than one authorisee, please insert in the address box the name and address of the place of business of the authorisee to whom the EPO is to send a copy of the form bearing the general authorisation number.
- 4 The powers mentioned separately in the form (to receive payments, to act in PCT proceedings and to give sub-authorisation) must be expressly granted (eg by placing a cross in the appropriate box on the form). Powers other than those three mentioned above may not be excluded in a general authorisation.
- 5 The EPC provisions regarding authorisations are to be applied to sub-authorisations (Article 133(3), first sentence, Rule 152 EPC), be it
 (a) a specific sub-authorisation (Rule 152(2), second sentence, EPC), or
 (b) a general sub-authorisation (Rule 152(4) EPC).
 When issuing a general sub-authorisation, Form EPO 1004 can for example be used and the sub-authorisor must indicate the general authorisation number from which he derives his power. When it is registered, the general sub-authorisation keeps the same number as the general authorisation by virtue of which it has been granted.
- Subject to any provisions to the contrary contained therein, a general sub-authorisation does not terminate vis-à-vis the EPO upon the death of the person who gave it (Rule 152(9) EPC), nor upon the termination of the authorisation given to the sub-authorisor for any other reason.
- 6 The EPO returns a copy, supplemented by the general authorisation number, to the authorisor if the appropriate box is crossed (see 4). In any case the EPO will transmit a copy to the authorisee (see 3 above).
- 7 Where the authorisation is signed on behalf of a legal person, only such persons as are entitled to sign by law and/or in accordance with the articles of association or equivalent of the legal person may do so (Article 58 EPC).
 An indication is to be given of the signatory's entitlement to sign, eg president, director, company secretary; Geschäftsführer, Prokurist, Handlungs-bevollmächtigter; président, directeur, fondé de pouvoir. If any other employee of a legal person signs by virtue of a special authorisation conferred by the legal person, this is to be indicated and a copy of the special authorisation, which need not be certified, is to be supplied. An authorisation bearing the signature of a person not entitled to sign will be treated as an unsigned authorisation.

A communication regarding the registration of the general authorisation is not inserted in the files relating to the application for which the authorisee is or is to be appointed as representative. Therefore, it is not permissible to revoke earlier specific authorisations in a general authorisation. When a general authorisation is intended to supersede an earlier one, the earlier authorisation's number must be stated.

The general authorisation of one or more authorisees terminates as soon as the authorisor or the authorisee concerned – not another authorisee – has communicated the termination to the EPO in Munich (Directorate 5.2.4). The communication must be clear and unambiguous. It is not sufficient to file a new general authorisation omitting the name of the authorisee concerned (Rule 152(7) and (8) EPC).



Acknowledgement of receipt

We hereby acknowledge receipt of the following subsequently filed document(s):

Submission number	587128	
Application number	EP06125884.4	
Date of receipt	01 June 2009	
Receiving Office	European Patent Office, The Hague	
Your reference	1082-0866090601	
Applicant	All applicants as on file	
Documents submitted	package-data.xml epf1038.pdf (1 p.) CLMSPAMD-1.pdf\0866 amend claims 090601.pdf (6 p.) EXRE3-1.pdf\0866Ltr.pdf (5 p.)	ep-sfd-request.xml DESCAMD-1.pdf\0866 amend p2-3a 090601.pdf (3 p.) CLMSPAMD-2.pdf\0866 markup claims 090601.pdf (6 p.)
Submitted by	CN=D. Rickard 467,O=Ipulse,C=UK	
Method of submission	Online	
Date and time receipt generated	01 June 2009, 17:31 (CEST)	
Message Digest	56:7C:03:B8:05:AD:35:29:3C:32:CD:CC:02:97:C7:DD:6E:D0:1A:AA	

Correction by the EPO of errors in debit instructions filed by eOLF

Errors in debit instructions filed by eOLF that are caused by the editing of Form 1038E entries or the continued use of outdated software (all forms) may be corrected automatically by the EPO, leaving the payment date unchanged (see decision T 152/82, OJ EPO 1984, 301 and point 6.3 ff ADA, Supplement to OJ EPO 10/2007).

/European Patent Office/

Claims:

1. A method of controlling a mobile station (202) using a graphical user interface (GUI) (302) displayed on a display screen (222) of the mobile station (202), the method comprising:
 - 5 displaying on the display screen (222) a main screen (300) of the GUI (302), the main screen (300) comprising an application portion (302) occupying a major portion of the main screen (300), a mobile station status portion (306) for displaying status information concerning the mobile station (202), and at least one dynamic bar (304), the at least one dynamic bar (304) being associated with one or more applications on the mobile station (202), the at least one dynamic bar (304) being configured to expand and collapse via respectively displaying and removing a drop down or pop-up interface (407) in response to respective user input;
 - managing information concerning events of the one or more applications associated with the at least one dynamic bar (304);
 - 15 displaying in the drop down or pop-up interface (407) dynamic preview information concerning one or more new events in the one or more applications, the dynamic preview information being determined dynamically from the information managed by the one or more applications and/or information determined from the managed information;
 - 20 providing, in the dynamic preview information an invokable link for invoking a respective application of the one or more applications in response to user input received from input means of the mobile station (202); and
 - continuously updating the dynamic preview information to be displayed in the drop down or pop-up interface (407) in response to a change in the one or more new events in the one or more applications.
 - 25
2. The method of claim 1, wherein the at least one dynamic bar (304) comprises a label portion (308) and limited dynamic preview information selected from available dynamic preview information concerning the one or more applications.
 - 30
3. The method of claim 2, wherein the at least one dynamic bar (304) further comprises one or more application icons, each application icon having displayed adjacent thereto limited dynamic preview information concerning the respective application.

4. The method of any one of claims 1 to 3, wherein the dynamic preview information in the at least one dynamic bar (304) comprises one or both of a count of new events and details concerning the one or more new events.

5 5. The method of any one of claims 1 to 4, wherein the dynamic preview information in the drop down or pop-up interface (407) comprises a list of entries concerning at least some of the one or more new events in the one or more applications, at least one of the entries providing the invocable link for invoking the respective one or more applications in response to user input selecting one of the entries in the list.

10

6. The method of 5, wherein the drop down or pop-up interface (407) is configured to display a new event on the main screen (300) in response to user input selecting one of the entries in the list.

15 7. The method of any one of claims 1 to 4, wherein the dynamic preview information in the drop down or pop-up interface (407) comprises a listing of services (604) associated with the at least one dynamic bar (304), each entry in the listing (604) comprising a count (608) of one or more new events associated with the respective service and each service having an invocable link (610) to invoke the respective service in response to user input.

20

8. The method of any one of claims 1 to 6, wherein the application portion (302) comprises a plurality of application icons (312) or a list of bars (702), individual icons (312) or bars (702) in the application portion (302) being selectable by the user to invoke the respective application.

25

9. The method of any one of claims 2 to 7, wherein the label portion (308) represents a filter date used as a criterion by a filter applied in dynamically determining the dynamic preview information, wherein the filter date is capable of being changed by the user, wherein in response to a new filter date being provided by the user, the filter is re-applied
30 for the new filter date to dynamically re-determine and update the dynamic preview information, and wherein the label portion (308) is re-displayed in the dynamic bar (304) with a label corresponding to the new filter date.

10. The method of any one of claims 1 to 9, wherein the one or more applications are associated with the at least one dynamic bar (304) according to predetermined logical relationships between the one or more applications.

5 11. The method of claim 10, wherein the label portion (308) is based on at least one of the predetermined logical relationships.

12. The method of claim 10 or 11, wherein the predetermined logical relationships are contextual relationships based on a manner in which a user of the mobile station may use
10 the one or more applications and/or functional relationships based on functions that may be performed by the one or more application.

13. The method of any one of claims 1 to 12, wherein the one or more applications associated with the at least one dynamic bar (304) are configurable by the user of the
15 mobile station.

14. The method of any one of claims 1 to 13, wherein the main screen (300) comprises a plurality of dynamic bars (304), each dynamic bar (304) having associated with it respective ones of said one or more applications.

20

15. A mobile station (202), comprising:

a display screen (222) for displaying thereon a graphical user interface (GUI) (302);

input means for receiving input from a user of the mobile station (202);

25

means for displaying on the display screen (222) a main screen (300) of the GUI (302), the main screen (300) comprising an application portion (302) occupying a major portion of the main screen (300), a mobile station status portion (306) for displaying status information concerning the mobile station (202), and at least one dynamic bar (304) for controlling the operation of the mobile station (202), the at least one dynamic bar (304)
30 being associated with one or more applications on the mobile station (202), the at least one dynamic bar (304) being configured to expand and collapse via respectively displaying and removing a drop down or pop-up interface (407) in response to respective user input,

means for managing information concerning events of the one or more applications associated with the at least one dynamic bar (304);

means for displaying in the drop down or pop-up interface (407) dynamic preview information concerning one or more new events in the one or more applications, the
5 dynamic preview information being determined dynamically from the information managed by the one or more applications and/or information determined from the managed information;

means for providing, in the dynamic preview information, an invokable link for invoking a respective application of the one or more applications in response to user input
10 received from the input means;

means for invoking the respective application in response to the user input; and

means for continuously updating the dynamic preview information to be displayed in the drop down or pop-up interface (407) in response to a change in the one or more new events in the one or more applications.

15

16. The mobile station (202) of claim 15, wherein the at least one dynamic bar (304) comprises a label portion (308) and limited dynamic preview information selected from available dynamic preview information concerning the one or more applications.

20 17. The mobile station (202) of claim 16, wherein the at least one dynamic bar (304) further comprises one or more application icons, each application icon having displayed adjacent thereto limited dynamic preview information concerning the respective application.

25 18. The mobile station (202) of any one of claims 15 to 17, wherein the dynamic preview information in the at least one dynamic bar (304) comprises one or both of a count of new events and details concerning the one or more new events.

30 19. The mobile station (202) of any one of claims 15 to 18, wherein the dynamic preview information in the drop down or pop-up interface (407) comprises a list of entries concerning at least some of the one or more new events in the one or more applications, at least one of the entries providing the invokable link for invoking the respective one or more applications in response to user input selecting one of the entries in the list.

20. The mobile station (202) of 19, wherein the drop down or pop-up interface (407) is configured to display a new event on the main screen (300) in response to user input selecting one of the entries in the list.

5 21. The mobile station (202) of any one of claims 15 to 18, wherein the dynamic preview information in the drop down or pop-up interface (407) comprises a listing of services (604) associated with the at least one dynamic bar (304), each entry in the listing (604) comprising a count (608) of one or more new events associated with the respective service and each service having an invokable link (610) to invoke the respective service in
10 response to user input.

22. The mobile station (202) of any one of claims 15 to 21, wherein the application portion (302) comprises a plurality of application icons (312) or a list of bars (702), individual icons (312) or bars (702) in the application portion (302) being selectable by
15 the user to invoke the respective application.

23. The mobile station (202) of any one of claims 16 to 21, wherein the label portion (308) represents a filter date used as a criterion by a filter applied in dynamically determining the dynamic preview information, wherein the filter date is capable of being
20 changed by the user, wherein in response to a new filter date being provided by the user, the filter is re-applied for the new filter date to dynamically re-determine and update the dynamic preview information, and wherein the label portion (308) is re-displayed in the at least one dynamic bar (304) with a label corresponding to the new filter date.

25 24. The mobile station (202) of any one of claims 15 to 23, wherein the one or more applications are associated with the at least one dynamic bar (304) according to predetermined logical relationships between the one or more applications.

25. The mobile station (202) of claim 24, wherein label portion (308) is based on at
30 least one of the predetermined logical relationships.

26. The mobile station (202) of claim 24 or 25, wherein the predetermined logical relationships are contextual relationships based on a manner in which a user of the mobile station may use the one or more applications and/or functional relationships based on functions that may be performed by the one or more application.

5

27. The mobile station (202) of any one of claims 15 to 26, wherein the one or more applications associated with the at least one dynamic bar (304) are configurable by the user of the mobile station.

10 28. The mobile station (202) of any one of claims 15 to 27, wherein the main screen (300) comprises a plurality of dynamic bars (304), each of said dynamic bars (304) being associated with respective ones of said one or more applications.

15 29. A machine-readable medium embodying program code executable by a processor of the mobile station (202) of any one of claims 15 to 28 for implementing the method of any one of claims 1 to 14.

Claims:

1. A method of controlling a mobile station (202) using a graphical user interface (GUI) (302) displayed on a display screen (222) of the mobile station (202), the method comprising:

5 displaying on the display screen (222) a main screen (300) of the GUI (302), the main screen (300) comprising an application portion (302) occupying a major portion of the main screen (300), a mobile station status portion (306) for displaying status information concerning the mobile station (202), and at least one dynamic bar (304), the at least one dynamic bar (304) being associated with one or more applications on the mobile station (202), the at least one dynamic bar (304) being configured to expand and collapse via respectively
 10 displaying and removing a drop down or pop-up interface (407) in response to respective user input;

managing information concerning events of the one or more applications associated with the at least one dynamic bar (304);

15 displaying in the drop down or pop-up interface (407) dynamic preview information concerning one or more new events in the one or more applications, the dynamic preview information being determined dynamically from the information managed by the one or more applications and/or information determined from the managed information;

20 ~~providing, in the dynamic preview information an invokable link for invoking a respective application of the one or more applications in response to user input received from input means of the mobile station (202); and~~

continuously updating the dynamic preview information to be displayed in the drop down or pop-up interface (407) in response to a change in the one or more new events in the one or more applications.

25 2. The method of claim 1, wherein the at least one dynamic bar (304) comprises a label portion (308) and limited dynamic preview information selected from available dynamic preview information concerning the one or more applications.

Deleted: , the drop down or pop-up interface (407) being configured to invoke an application of the one or more applications in response to user input received from input means of the mobile station (202)

3. The method of claim 2, wherein the at least one dynamic bar (304) further comprises one or more application icons, each application icon having displayed adjacent thereto limited dynamic preview information concerning the respective application.
4. The method of any one of claims 1 to 3, wherein the dynamic preview information in the at least one dynamic bar (304) comprises one or both of a count of new events and details concerning the one or more new events.
5. The method of any one of claims 1 to 4, wherein the dynamic preview information in the drop down or pop-up interface (407) comprises a list of entries concerning at least some of the one or more new events in the one or more applications, at least one of the entries providing the invocable link for invoking the respective one or more applications in response to user input selecting one of the entries in the list.
6. The method of 5, wherein the drop down or pop-up interface (407) is configured to display a new event on the main screen (300) in response to user input selecting one of the entries in the list.
7. The method of any one of claims 1 to 4, wherein the dynamic preview information in the drop down or pop-up interface (407) comprises a listing of services (604) associated with the at least one dynamic bar (304), each entry in the listing (604) comprising a count (608) of one or more new events associated with the respective service and each service having an invocable link (610) to invoke the respective service in response to user input.
8. The method of any one of claims 1 to 6, wherein the application portion (302) comprises a plurality of application icons (312) or a list of bars (702), individual icons (312) or bars (702) in the application portion (302) being selectable by the user to invoke the respective application.
9. The method of any one of claims 2 to 7, wherein the label portion (308) represents a filter date used as a criterion by a filter applied in dynamically determining the dynamic preview information, wherein the filter date is capable of being changed by the user, wherein in response to a new filter date being provided by the user, the filter is re-applied for the new

Deleted: the at least one dynamic bar (304) being configured to invoke

Deleted: a

filter date to dynamically re-determine and update the dynamic preview information, and wherein the label portion (308) is re-displayed in the dynamic bar (304) with a label corresponding to the new filter date.

10. The method of any one of claims 1 to 9, wherein the one or more applications are associated with the at least one dynamic bar (304) according to predetermined logical relationships between the one or more applications.
11. The method of claim 10, wherein the label portion (308) is based on at least one of the predetermined logical relationships.
12. The method of claim 10 or 11, wherein the predetermined logical relationships are contextual relationships based on a manner in which a user of the mobile station may use the one or more applications and/or functional relationships based on functions that may be performed by the one or more application.
13. The method of any one of claims 1 to 12, wherein the one or more applications associated with the at least one dynamic bar (304) are configurable by the user of the mobile station.
14. The method of any one of claims 1 to 13, wherein the main screen (300) comprises a plurality of dynamic bars (304), each dynamic bar (304) having associated with it respective ones of said one or more applications.
15. A mobile station (202), comprising:
- a display screen (222) for displaying thereon a graphical user interface (GUI) (302);
- input means for receiving input from a user of the mobile station (202);
- means for displaying on the display screen (222) a main screen (300) of the GUI (302), the main screen (300) comprising an application portion (302) occupying a major portion of the main screen (300), a mobile station status portion (306) for displaying status information concerning the mobile station (202), and at least one dynamic bar (304) for

controlling the operation of the mobile station (202), the at least one dynamic bar (304) being associated with one or more applications on the mobile station (202), the at least one dynamic bar (304) being configured to expand and collapse via respectively displaying and removing a drop down or pop-up interface (407) in response to respective user input,

Deleted: the drop down or pop-up interface (407) being configured to invoke an application of the one or more applications in response to user input received by the input means;

5 means for managing information concerning events of the one or more applications associated with the at least one dynamic bar (304);

means for displaying in the drop down or pop-up interface (407) dynamic preview information concerning one or more new events in the one or more applications, the dynamic preview information being determined dynamically from the information managed by the one or more applications and/or information determined from the managed information;

10

~~means for providing, in the dynamic preview information, an invokable link for invoking a respective application of the one or more applications in response to user input received from the input means;~~

Deleted: an

15

means for invoking ~~the respective application in response to the user input;~~ and means for continuously updating the dynamic preview information to be displayed in the drop down or pop-up interface (407) in response to a change in the one or more new events in the one or more applications.

20

16. The mobile station (202) of claim 15, wherein the at least one dynamic bar (304) comprises a label portion (308) and limited dynamic preview information selected from available dynamic preview information concerning the one or more applications.

17. The mobile station (202) of claim 16, wherein the at least one dynamic bar (304) further comprises one or more application icons, each application icon having displayed adjacent thereto limited dynamic preview information concerning the respective application.

18. The mobile station (202) of any one of claims 15 to 17, wherein the dynamic preview information in the at least one dynamic bar (304) comprises one or both of a count of new events and details concerning the one or more new events.

19. The mobile station (202) of any one of claims 15 to 18, wherein the dynamic preview information in the drop down or pop-up interface (407) comprises a list of entries concerning at least some of the one or more new events in the one or more applications, ~~at least one of the entries providing the invocable link for invoking the respective one or more applications in~~ response to user input selecting one of the entries in the list.

Deleted: the at least one dynamic bar (304) being configured to invoke

20. The mobile station (202) of 19, wherein the drop down or pop-up interface (407) is configured to display a new event on the main screen (300) in response to user input selecting one of the entries in the list.

21. The mobile station (202) of any one of claims 15 to 18, wherein the dynamic preview information in the drop down or pop-up interface (407) comprises a listing of services (604) associated with the at least one dynamic bar (304), each entry in the listing (604) comprising a count (608) of one or more new events associated with the respective service and ~~each service having an invocable link (610) to invoke the respective service in response to user input.~~

Deleted: a

22. The mobile station (202) of any one of claims 15 to 21, wherein the application portion (302) comprises a plurality of application icons (312) or a list of bars (702), individual icons (312) or bars (702) in the application portion (302) being selectable by the user to invoke the respective application.

23. The mobile station (202) of any one of claims 16 to 21, wherein the label portion (308) represents a filter date used as a criterion by a filter applied in dynamically determining the dynamic preview information, wherein the filter date is capable of being changed by the user, wherein in response to a new filter date being provided by the user, the filter is re-applied for the new filter date to dynamically re-determine and update the dynamic preview information, and wherein the label portion (308) is re-displayed in the at least one dynamic bar (304) with a label corresponding to the new filter date.

24. The mobile station (202) of any one of claims 15 to 23, wherein the one or more applications are associated with the at least one dynamic bar (304) according to predetermined logical relationships between the one or more applications.
25. The mobile station (202) of claim 24, wherein label portion (308) is based on at least one of the predetermined logical relationships.
26. The mobile station (202) of claim 24 or 25, wherein the predetermined logical relationships are contextual relationships based on a manner in which a user of the mobile station may use the one or more applications and/or functional relationships based on functions that may be performed by the one or more application.
27. The mobile station (202) of any one of claims 15 to 26, wherein the one or more applications associated with the at least one dynamic bar (304) are configurable by the user of the mobile station.
28. The mobile station (202) of any one of claims 15 to 27, wherein the main screen (300) comprises a plurality of dynamic bars (304), each of said dynamic bars (304) being associated with respective ones of said one or more applications.
29. A machine-readable medium embodying program code executable by a processor of the mobile station (202) of any one of claims 15 to 28 for implementing the method of any one of claims 1 to 14.

[0005] There is a demand to have information made available to a user quicker than previously available in order to optimize the control of the wireless device. An application icon or information or text (e.g. name or title) describing the application is generally static and as such is not particularly useful for representing changing information associated with the application activated by the icon. Representing current information to a user via a predominantly iconic GUI is difficult. Further, organizing such information in a useful manner to permit a user to better control the device is also problematic.

[0005a] US2003/142125 discloses a method for displaying a plurality of icons on the display of a mobile terminal. The icons are grouped and sorted according to size, with the groupings and sizes being determined according to context category values determined from compared characteristics.

[0005b] EP1265157 discloses a peripheral interface for displaying information to a user, the interface commanding a significant amount of screen space on a handheld device where the interface obscures the entire screen so that there is no application portion.

[0006] Accordingly, there is a resulting need for a method and apparatus that addresses one or more of these shortcomings.

[0007] The invention relates to a method, graphical user interface and apparatus for controlling an apparatus.

[0008] In accordance with a first aspect of the invention, there is provided a method of controlling a mobile station using a graphical user interface (GUI) displayed on a display screen of the mobile station, the method comprising: displaying on the display screen a main screen of the GUI, the main screen comprising an application portion occupying a major portion of the main screen, a mobile station status portion for displaying status information concerning the mobile station, and at least one dynamic bar, the at least one dynamic bar being associated with one or more applications on the mobile station, the at least one dynamic bar being configured to expand and collapse via respectively displaying and removing a drop down or pop-up interface in response to respective user input; managing information concerning events of the one or more applications associated with the at least one dynamic bar; displaying in the drop down or pop-up interface dynamic preview information concerning one or more new events in the one or more applications, the dynamic preview information being determined dynamically from the information managed by the one or more applications and/or information

determined from the managed information; providing, in the dynamic preview information an invocable link for invoking a respective application of the one or more applications in response to user input received from input means of the mobile station; and continuously updating the dynamic preview information to be displayed in the drop down or pop-up interface in response to a change in the one or more new events in the one or more applications.

[0009] In accordance with a second aspect of the invention, there is provided a mobile station, comprising: a display screen for displaying thereon a graphical user interface (GUI); input means for receiving input from a user of the mobile station; means for displaying on the display screen a main screen of the GUI, the main screen comprising an application portion occupying a major portion of the main screen, a mobile station status portion for displaying status information concerning the mobile station, and at least one dynamic bar for controlling the operation of the mobile station, the at least one dynamic bar being associated with one or more applications on the mobile station, the at least one dynamic bar being configured to expand and collapse via respectively displaying and removing a drop down or pop-up interface in response to respective user input; means for managing information concerning events of the one or more applications associated with the at least one dynamic bar; means for displaying in the drop down or pop-up interface dynamic preview information concerning one or more new events in the one or more applications, the dynamic preview information being determined dynamically from the information managed by the one or more applications and/or information determined from the managed information; means for providing, in the dynamic preview information, an invocable link for invoking a respective application of the one or more applications in response to user input received from the input means; means for invoking the respective application in response to the user input; and means for continuously updating the dynamic preview information to be displayed in the drop down or pop-up interface in response to a change in the one or more new events in the one or more applications.

[0010] These and other aspects will be apparent to persons of ordinary skill in the art including a computer program product such as a machine readable medium storing computer program code executable to perform a method aspect of the invention.

3a

BRIEF DESCRIPTION OF THE DRAWINGS

[0011] Embodiments of present invention will now be described by way of example with reference to attached figures, wherein:



Letter accompanying subsequently filed items

Sender:

Mr. David Rickard
IPULSE
26 Mallinson Road,
London Greater London SW11 1BP
United Kingdom

Phone: +44 20 7287 9991
Fax: +44 20 7287 9993
E-mail: djr@ipulse.biz

80298 Munich
 Germany
 Tel. +49(0)89 2399-0 | Fax -4465

P.O. Box 5818
 NL-2280 HV Rijswijk
 Netherlands
 Tel. +31(0)70 340-2040 | Fax -3016

10958 Berlin
 Germany
 Tel. +49(0)30 25901-0 | Fax -840

The document(s) listed below is (are) subsequently filed documents pertaining to the following application:

Application number	06125884.4
Applicant's or representative's reference	1082-0866090601

	Description of document	Original file name	Assigned file name
1	Amended description	0866 amend p2-3a 090601.pdf	DESCPAMD-1.pdf
2	Amended claims	0866 amend claims 090601.pdf	CLMSPAMD-1.pdf
3	Amended claims	0866 markup claims 090601.pdf	CLMSPAMD-2.pdf
4	Reply to examination report	0866Ltr.pdf	EXRE3-1.pdf

Payment		
1	Mode of payment	Not specified

Annotations

Signatures

Place:
 Date: **01 June 2009**
 Signed by: **UK, Ipulse, D. Rickard 467**
 Capacity: **(Representative)**



1 June, 2009
Our Ref: 1082-0866
Your Ref: EP06125884.4 - 2414

9-10 Savile Row
London, W1S 3PF, UK
tel: +44 (0) 20 7287 9991 or 7223 4979
fax: +44 (0) 709 230 3813 or
(0) 20 7287 9993
e-mail: partner@ipulse.biz
VAT No. 769 9052 75

European Patent Office
Erhardtstrasse 27
Munich
D-80331
Germany

Dear Sirs,

EP (div): Dyanmic Bar Oriented User Interface for a Device Having a Status Bar Displaying Status Information Concerning the Device

Thank you for the examination communication of 16th January, 2009. Thank you also for dealing with this so quickly.

I enclose a new set of claims pages (in clean and marked-up versions) in replacement of the claims pages as presently on file and new pages 2 to 3a of description in replacement of pages 2 and 3 as presently on file.

The claims are presented in a manner believed to address all issues raised by the Examining Division and, in particular, to distinguish the present invention over the disclosures of the prior art references of record. The claims include reference numerals. The claims have not been placed in the two part form because the applicant considers that this would lead to a lack of clarity in the claims when properly taking into account the disclosure of reference D5.

The description has been amended to place the main statements of invention in conformity with the independent claims as amended.

Article 56 EPC – Inventive Step.

The claims have been amended in the manner identified in the marked up version provided herewith. Basis for the changes is found in at least paragraph 0046 and figure 4 of the drawings.

The Exam Division disagrees with the Applicant's submission in Applicant's response dated 19th December, 2008 that D5 is not the closest prior art. The Division alleges that D5 may be applied to all kinds of graphical user interfaces, including handheld devices like PDAs or mobile phones. However, handheld devices such as PDAs and mobile phones generally have small display screens. As explained in Applicant's response of 19th December and as explained further below, D5 is generally concerned with computing devices with large display screens, and is applicable to small screen devices only in one embodiment that clearly teaches away from the present claims. Consequently, Applicant maintains as pertinent the entirety of its last submission and asks that said submission be reconsidered in light of the following

A list of Practitioners may be inspected at the above address



observations and the changes made to the claims in this response. If the Division intends to maintain its position then it must provide documented support (from before the priority date) setting out what the Division states (D2 and D6 do not) so that we can show the applicant the formal basis, the onus being on the Division to establish the evidence supporting its assertions. Obviously, we need to be able to properly explain the factual basis to the applicant.

The Applicant's submission that D5 teaches a sidebar obscuring the screen on a handheld device is countered by the Examiner in citing paragraph [0177] of D5, which teaches that the sidebar may cover the entire display and is only an option.

Further, the Applicant maintains that D5 is not the closest prior art for the reasons previously presented and for the following reasons. The passage cited by the Examiner in paragraph [0177] of D5 reads: "Further, as illustrated by the image of FIG. 6C, a container/sidebar 600 having items 605 (i.e., ticket thumbnails) may cover the entire display. As noted above, this embodiment is particularly useful when using devices having relatively small displays, such as, for example a hand held device like the Pocket PC 630 illustrated by FIG. 6C...Also as noted above, such hand held devices may be placed or docked near a desktop or other computer and used for the purpose of displaying and interacting with tickets so as to minimize any potential use of a primary display screen on the desktop or other computer." It is clear from a full reading of this passage that while the embodiment of the sidebar covering the entire display may be used, the permissive "may" refers to its use in general in computing devices, and in fact is the only embodiment envisioned for a hand held device.

The Examiner notes that D5 teaches the claimed feature that a major portion of the screen is reserved as the application portion, citing paragraph [0073] of D5. However, as explained above, this teaching only applies to devices having a large display and does not apply to hand held devices.

Even if the teachings of D5 may be applied to handheld devices, which the Applicant submits is not the case, D5 still does not teach all of the features of the present claims.

The Examiner admits that the subject matter of claim 1 differs from D5 in that the subject matter of claim 1 additionally comprises a status portion for displaying status information concerning the mobile phone, but notes that this feature is commonly used in PDAs or mobile phones, as shown in D2 and in new reference D6. The Examiner also notes that the status bar is not considered to be essential for the invention and thus does not provide any inventive step. This is a simplistic view which ignores the teaching of D5. D5 in fact incorporates status information into its sidebar, which is the reason why it does not have or require a separate status portion. This is possible in D5 because the larger display screen taught in D5 allows the sidebar to be large enough to incorporate this additional information. This is not done in the present application in order to minimize the space obscured by the dynamic bar. Hence, this difference in fact further illustrates the fact that D5 is directed at a different type of device and is not applicable to the device of the present application.

In any event, the present amendments to the claims recite features that further distinguish from D5 and from the combination of D5 and D2.

In paragraph [0164], D5 teaches that items in the sidebar provide two types of action: either providing further information (e.g., via a tooltip) or interacting with the source object (e.g.,



opening up the source application). That is, it is an “either/or” configuration.

This is in contrast to the presently claimed subject matter, which provides information in different levels of detail. In the present claims, the dynamic bar may be expanded to display a drop down or pop-up interface that has preview information for an application, and the preview information has an invocable link for invoking the respective application. Support for these features is found, for example in figure 4 and paragraph 0046 of the present application. That is, when a user selects an icon in the dynamic bar, the user is first provided with general preview information, and only in response to a further input regarding a particular application is said application invoked to provide detailed information and functionality.

These claimed features are particularly useful for a handheld device, where display space and resources such as processing power are limited. The unexpanded dynamic bar provides general information about applications in a way that does not obscure the limited display space. Using the subject matter of the present claims, the user avoids the need to open and close full screen applications unnecessarily, which would be annoying and frustrating in any environment, but is particularly problematic on handheld devices having constrained resources.

Consider, for example, figure 4 of the present description, which is described in paragraph 0046. Following a user action to expand the dynamic bar 304, a drop down or pop-up interface 407 is provided, that shows a preview of recent new emails 406. The full email application is not invoked immediately. Rather, the user may decide, based on the preview, whether or not to invoke the email application. For example, the user may decide that Andrew, Jack and Joan are all unimportant contacts and thus can immediately close the interface 407 based only on the preview information 406, again minimizing the space obscured by the dynamic bar. The user does not have to invoke the full email application, obscuring the entire screen, to make this decision.

Further, by providing a “passive” tier of dynamic preview information, processing demands on the handheld device are kept to a minimum because the user is provided with useful information without having to invoke the full application, which is computationally demanding. This is in contrast to D5, in which a first interaction with the sidebar provides full functionality. For example, figure 10 shows an email tooltip window 1020 that is opened in response to a user clicking on the email ticket. As described in paragraph 0181: “*User selection of the email ticket/item serves to expand/open an enhanced tooltip email window 1020 which allows user interaction with received email as from within a typical email application.*” That is, D5 provides the user with full email functionality, equivalent to invoking an email application, as soon as the user selects the email ticket. Considering the example discussed above, this would mean that the user would have to invoke full email functionality simply to decide that he does not need to do anything after all. This is a significant waste of the limited processing power available in a handheld device.

What is presently claimed is not merely a choice in presentation of information, but a significant difference in the way the user interacts with the handheld device. The present claims allow a user interaction that provides the user with options as to the level of detail desired. The unexpanded dynamic bar provides a first level of general information about applications. In response to user input, the drop down or pop-up interface provides a second level of preview information for an application. Finally, in response to further user input, the full application is invoked, providing a third level of full, detailed information and functionality.

This is not taught or suggested in D5 or in D2. Because D5 is concerned with desktop computers, the limitations of display space and processing power found in handheld devices are not a concern for D5. Hence, the three levels of information according to the present claims are unnecessary and may even be considered cumbersome in the context of D5. It is submitted that the present claims describe subject matter that is inventive over D5 for at least the reasons discussed above.

Furthermore, concerning the issue of inventive step, it will not have escaped the Examiner's attention that D5 was published in December 2002 with D2 being published one month later and D6 being published in November 2001, all being some 4 (four) years before the current application. The fields of the present invention and those of D5, D2 and D6 are high technology extremely fast developing fields in which the passage of even only a small number of years represents a 'lifetime' of development endeavour. Technologies progress at a very rapid rate and become outmoded very quickly. Therefore, given that some considerable number of years has elapsed since D5, D2 and D6 were made available to the public, the Examiner must provide a convincing explanation of why, if the present invention lacks an inventive step over D5, the solution to the problem provided by the claimed invention was not previously hinted at and that many years have elapsed before the invention's supposedly non-inventive contribution to the art was proposed by the applicant, bearing in mind the clear and useful benefits of the present invention. If the solution was so obvious, then it is reasonable to expect that it would have been proposed before the date of the current application. The Examiner has an obligation to explain this in detail if the lack of inventive step objection is to be maintained.

Further, if the solution was so obvious, given that D6 was published over 12 months before D5, why didn't D5 set out the invention claimed in the current application? Further, why wasn't it described in D2, given that both D5 and D6 were published before it? The Examiner has an obligation to explain both in detail if the lack of inventive step objection is to be maintained.

According to the Guidelines for Examination Part C chapter IV 11.7.3 (Could-Would approach) "the question to be answered is whether there is any teaching in the prior art as a whole that **would (not simply could, but would)** have prompted the skilled person, faced with the objective technical problem, to modify or adapt the closest prior art while taking account of that teaching, thereby arriving at something falling within the terms of the claims, and thus achieving what the invention achieves... In other words, the point is not whether the skilled person could have arrived at the invention by adapting or modifying the closest prior art, but whether he **would have done** so because the prior art **incited him to do so in the hope of solving the objective technical problem or in expectation of some improvement or advantage** (see T2/83, OJ6/1984, 265)." The Division must explain why he would do this, not just could.

Under the EPC one must determine what is the invention by considering what is stated in the description and claims of the application, not by starting with the prior art and looking to find the differences from the present application.

It should be remembered that an invention which at first sight appears obvious having seen the result is more often than not inventive. Once a new idea has been formulated, it can often be shown theoretically how it might be arrived at, starting from something known, by a series of apparently easy steps. Examiners should be wary of ex post facto analysis of this kind



(Guidelines C.IV.11.9.2). This is particularly the case where the Examiner relies on prior art references that do not even recognise the existence of the problem addressed by the invention.

In view of the foregoing, it is submitted that the claims of this application define an invention which is novel over all of the references of record and involves an inventive step thereover. Consequently, it is respectfully submitted that this application is in order for acceptance.

General

Any amendments made by way of the present letter, and the observations contained herein, are made solely for the purposes of the prosecution of this European patent application and without prejudice to the applicant in other jurisdictions.

It should be noted that insofar as any subject matter might otherwise be regarded as having been abandoned or effectively disclaimed by virtue of amendments mentioned above and/or incorporated in the new pages submitted with this letter, the applicants wish to reserve the right to restore such subject matter and/or file a divisional application in respect thereof.

I consider this response to be a full response to the examination communication. However, if there are any remaining objections which may be usefully dealt with by telephone, the Examiner is requested to contact me on +44 (0) 20 7287 9991. I hereby take the precaution of requesting oral proceedings in the event that the Examiner is minded to refuse the application. However, I would prefer to continue prosecution of this application by written correspondence or by telephone interview and request that if further objections remain, a further communication be issued. I note that under the EPC and Guidelines a Summons should not be issued until all outstanding objections have been fully explained in detail with full reasons and the applicant given a complete opportunity to first respond to those objections during written examination. It is only if an impasse is reached that a Summons may be issued.

Yours sincerely
David Rickard
Authorised Representative



European Patent Office
80298 MUNICH
GERMANY
Tel. +49 (0)89 2399 - 0
Fax +49 (0)89 2399 - 4465



Rickard, David John
Ipulse
26 Mallinson Road
London
SW11 1BP
GRANDE BRETAGNE

**For any questions about
this communication:**

Tel.: +31 (0)70 340 45 00

Date
20.05.09

Reference 1082-0866	Application No./Patent No. 06125884.4 - 2414 / 1768359
Applicant/Proprietor Research In Motion Limited	

Extension of time limit pursuant to Rule 132(2) EPC

Examination procedure

With reference to your request, the time limit for replying to the communication according to Article 94(3) EPC dated 16.01.09 has been extended

by 2 months
to a total of 6 months

from the date of notification of the above-mentioned communication.

Please note: To the extent that your request exceeded the above extension, your request has been refused.

Note

The granting of extensions to time limits is governed by the Implementing Regulations to the EPC and the Guidelines for Examination in the EPO, part E-VIII, 1.6.

If no reply to the communication is received in due time, the European patent application will be deemed to be withdrawn (Art. 94(4) EPC).

For the Examining Division





15 May, 2009

Our Ref: 1082-0866

Your Ref: EP06125884.4 - 2414

CONFIDENTIAL
Fax Communication

9-10 Savile Row
London, W1S 3PF, UK
tel: +44 (0) 20 7287 9991 or 7223 4979
fax: +44 (0) 709 230 3813 or
(0) 20 7287 9993
e-mail: partner@ipulse.biz
VAT No. 769 9052 75

to: European Patent Office
fax no: +49 89 2399 4465
Munich
from: David Rickard

This message is sent in confidence to the addressee only. It may contain legally privileged information. The contents are not to be disclosed to anyone other than the addressee. Unauthorised recipients are requested to preserve this confidentiality and to advise the sender immediately of any error in transmission. Thank you.

Dear Sirs,

EP (div): Dyanmic Bar Oriented User Interface for a Device Having a Status Bar Displaying Status Information Concerning the Device

I refer to your Communication dated 16 January 2009 pursuant to Art 94(3) EPC.

I regret that I am not yet able to respond fully to the outstanding objections. I therefore request a two month extension of the term for response. Please confirm that this extension request is allowed.

Thank you for your assistance. If you have any queries, please do not hesitate to contact me.

Yours faithfully,



David Rickard
(Authorised Representative)

A list of Practitioners may be inspected at the above address

This digital fax will not have been signed by the sender unless it has been sent via a manual fax machine.
If you wish to verify its status or have any other queries please contact the sender specified above.

Datum
Date 16.01.2009
Date

Blatt
Sheet 1
Feuille

Anmelde-Nr:
Application No: 06 125 884.4
Demande n°:

The examination is being carried out on the **following application documents**

In the text for the Contracting States:

AT BE BG CH CY CZ DE DK EE ES FI FR GB GR HU IE IS IT LI LU MC NL PL PT RO SE SI SK TR

Description, Pages

4-12, 14, 16	as originally filed			
1, 13, 15	received on	05-09-2007	with letter of	05.09.2007
2-3	received on	19-12-2008	with letter of	19-12-2008

Claims, Numbers

1-29 as originally filed

Drawings, Sheets

1/11-11/11 as originally filed

Facts and submissions

- 1 The applicant has filed a new set of claims 1-29, whereby only the independent claims 1 and 15 have been amended. This amendment solves the clarity objection of paragraph 6 of the last communication dated 19.6.08.
- 2 The applicant has further filed new pages 2 and 3 of the description, whereby the statement of invention has been amended along with the amended claims 1 and 15. This amendment covers paragraph 7.2 of the last communication dated 19.6.08. Further lately introduced document D5=EP1265157 is now acknowledged on page 2 of the description as requested in paragraph 7.3 of the last communication dated 19.6.08.

Article 56 EPC - Inventive step

- 3 The applicant stated in his letter of reply dated 19.12.08 (mainly page 2) that newly introduced D5 is not the closest prior art. According to the applicant D5 is not an appropriate document to apply to the present claims mainly because D5 is not directed particular to a handheld devices, but is concerned only with desktop devices having much larger display screens.
 - 3.1 The opinion of the applicant about D5 is not shared by the examiner.
D5 is related to a system and method for automatically providing dynamic

communication access and information awareness in an integrated interactive peripheral graphical user interface; in one embodiment this is a container with thumbnails graphically forming a "sidebar". This providing of dynamic communication access and information awareness is either provided automatically, and/or by allowing a user to specify particular information or communications contacts of interest to that user. Customised dynamic thumbnails representing each contact and each particular information element are then automatically displayed. (summary of para. 13,14,47,48).

This means that the method of D5 efficiently presents dynamic information in a limited area of the display in an easy to understand manner (further supported by para.73 "This sidebar is persistent in the sense that it is always on top, while limiting the available display area on the display device 260 with respect to other open applications or windows such that it doesn't obscure portions of any other application windows."; see also fig.9,10). The area being covered by the items in the sidebar can be customized by the user (para.47,48,77,154,155) whereby the smallest configuration can be an area with a single icon (para.154). Further it is mentioned multiple times in D5 that the presented concepts are suitable for all kinds of graphical user interfaces also for handheld devices like PDAs or mobile phones (e.g. para. 28,29,37,82,154).

It is agreed with the applicant that fig.6C shows a handheld device where the sidebar/container covers the entire display. But para.177 in fact says "**may** cover the entire display"; i.e. this is one **optional** configuration and not a general "must" for the application of the "sidebar" concept in combination with handheld devices.

Further an easy access to applications is provided by the sidebar of D5 as can be seen in para.181 "Similarly, FIG. 10 represents an email type ticket/item 1010 within another container/sidebar 1000. **User selection of the email ticket/item 1000 serves to expand/open an enhanced tooltip email window 1020 which allows user interaction with received email as from within a typical email application.**" and the related fig.10.

The underlined features in the above lines of this paragraph 3.1 were broad forward by the applicant in his last letter as major features of the application and according to him not being present for handheld devices in D5. But as it has been proven, they are also mentioned in D5.

Consequently document D5 is very well suited as a prior art document for the present application also when taking the parts of Examination Guidelines into account, which were cited by the applicant in order to make clear how the closest prior art should be selected.

- 3.2 The applicant argues that in the present application a major portion of the screen is reserved as the application portion. But this is also valid for the method and system of D5 (para.73), see especially: "This sidebar is persistent

in the sense that it is always on top, **while limiting the available display area on the display device 260 with respect to other open applications or windows such that it doesn't obscure portions of any other application windows.** However, in other embodiments, the container 250 is not persistent, i.e., it can be covered by one or more application windows, nor does it limit the available display area".

4 The applicant has not in particular commented the analysis presented under 5.1 in the communication dated 19.6.2008.

5 The examiner is still of the opinion that the present application does not meet the requirements of Article 52(1) EPC, because the subject-matter of present independent method claim 1 does not involve an inventive step, Article 56 EPC. Claim 1 is therefore not allowable.

5.1 The present formulation of independent method claim 1 is such that most of its subject matter can be read onto prior art document D5, which relates to a method of controlling a mobile station using a graphical user interface displayed on the screen of the mobile station (abstract).

In particular, document D5 discloses the step of displaying on the display screen a main screen of the GUI, the main screen (see the description of the figures in para.25; fig.6A,8A,8B,8C,10) comprising an application portion occupying a major portion of the screen (fig.6A,8A,8B,8C,10),

- and at least one dynamic bar (para.175; fig.6A obj.600,605; para.161,179,180 fig.8A,8B,8C obj.805,810,815,820; para.181 fig.10 obj.1010),

- the at least one dynamic bar being associated with one or more applications on the mobile station (e.g. para.50,77,181 - The dynamic bar is functional equivalent to the ticket/item 1010 which is linked in this example to the email application of the device.),

- the at least one dynamic bar is configured to expand and collapse via respectively displaying and removing a drop down or pop - up interface in response to respective user input (para.161,179 "FIG. 8B is an exemplary screen image illustrating a dynamic person window or "enhanced tooltip" person window 825 accessed by selection of one of the person items 815 of FIG. 8A"; para.181 "User selection of the email ticket/item 1000 serves to expand/open an enhanced tooltip email window 1020 which allows user interaction with received email as from within a typical email application."),

- the drop down or pop-up interface being configured to invoke an application of the one or more applications in response to user input received from input means of the mobile station (para.161,180 "Further, FIG. 8C, is an exemplary screen image illustrating historical communications information associated with

the person represented by the person window of FIG. 8B. This historical communications window 855 is automatically opened in one embodiment by selecting the image of the person in the enhanced tooltip person window 825. This historical communications window 855 includes a summary to all past communications with the person represented by the person item 825 of FIG. 8A."; para.50,181 "User selection of the email ticket/item 1000 serves to expand/open an enhanced tooltip email window 1020 which allows user interaction with received email as from within a typical email application.")

- managing information concerning events of the one or more applications associated with the at least one dynamic bar (para.81; fig.10 obj.1010 showing the event count information "5/389" i.e. 5 new messages, 389 messages in total),

- displaying in the drop down or pop-up interface dynamic preview information concerning one or more new events in the one or more applications (para. 50,181 and fig.10 - "User selection of the email ticket/item 1000 serves to expand/open an enhanced tooltip email window 1020 which allows user interaction with received email as from within a typical email application." 5 new messages are indicated by being presented with bold letters),

- the dynamic preview information being determined dynamically from the information managed by the one or more applications and/or information determined from the managed information (para.81), and

- continuously updating the dynamic preview information to be displayed in the drop down or pop-up interface in response to a change in the one or more new events in the one or more applications (para.81).

5.2 The subject matter of claim 1 differs from D5 in that it additionally comprises a status portion for displaying status information concerning the mobile phone. However, this feature is a common used feature in PDAs or mobile phones (see for example D2 fig.3 obj.157 or **newly introduced document D6=EP1152333 published 7.11.2001 i.e. before the date of publication of D5, see para.83 and fig.2** - the newly introduced document is cited to overcome the doubts of the applicant that a "status bar" was a common feature already at the time of the publication date of D5). A copy of the document is annexed to the communication.

All features of claim 1 which are directly related to the dynamic bar are considered to be essential for the invention. The "status bar" is located on the display as the dynamic bar, but it is not somehow interrelated or interacting with the dynamic bar. Therefore, the "status bar" feature is not considered to be essential for the invention claimed and thus does not provide any inventive step, Article 56 EPC.

5.3 The additional features of dependent claims 2-14 are either disclosed by D5:

- claim 2,4: fig.10 obj.1010 show the label "User Feedback" and as limited dynamic preview information "5/389",
 - claim 3: fig.10 obj.1010 shows icon with a letter symbol,
 - claim 5: fig.10 obj.1020 shows 5 new events i.e. here letters,
 - claim 6: para.181 fig.10 or para.180 fig.8C,
 - claim 7: para.93,145,156 Tickets/Viewers can be user configured and may interact with multiple communications sources/services to provide e.g. status information of the multiple services to the user,
 - claim 8: fig.10,
 - claim 9: para.93,145,156 Tickets/Viewers can be user configured, i.e. they provide a filter function,
 - claim 10: para.168-173 fig.5 obj.530,
 - claim 11: fig.6C,
 - claim 12,13: para.93,145,156 Tickets/Viewers can be user configured, i.e. the user can define tickets which show combined preview information of contextually related communication sources,
 - claim 14: fig.6C
- or are implementation measures not involving any special technical effect. Hence, the additional features of claims 2-14 do not add anything inventive to claim 1.

- 5.4 The structural features of independent apparatus claim 15 correspond to the already discussed method steps of independent method claim 1. Claim 15 is, therefore, not inventive.
- 5.5 The structural features of dependent claims 16-28 correspond to the already discussed method steps of claims 2-14. Hence, these claims do either not add anything inventive to claim 15.
- 5.6 The machine - readable medium embodying program code executable by a processor of the mobile station of independent claim 29 corresponds to the already discussed method steps of independent method claim 1. Claim 29 is, therefore, not inventive.
- 6 Having regard to the above objections and the arguments broad forward by the applicant in his last letter, it is still not clear what inventive contribution has been made to the art by the present patent application.

Datum
Date
Date

16.01.2009

Blatt
Sheet
Feuille

6

Anmelde-Nr:
Application No: 06 125 884.4
Demande n°:

- 7 If, despite the above objections, the applicant intends to proceed further with the present application and is of the opinion that the application does in fact contain subject-matter that could support a patentable claim, then a new claim should be filed, setting out what is considered to be the inventive contribution to the art.
- 7.1 In order to meet the requirements of Rule 43(1) EPC, the independent claims should be cast in the two part form, with those features which in combination are disclosed by the closest prior art D5 placed in the preamble. At the moment it can not be seen as to why the two-part should not be applied.
- 7.2 In case no substantiell progress will made, the next step in the procedure will be to invite the applicant for oral proceedings, which he requested in his last letter, in order to finally decide about the claimed subject matter.
- 7.3 In order to facilitate the examination of the conformity of the amended application with the requirements of Article 123(2) EPC, the applicant is requested to **clearly identify the amendments carried out**, irrespective of whether they concern amendments by addition, replacement or deletion, and **to indicate the passages in the application as filed on which these amendments are based** (Guidelines E-II-1).



European Patent Office
80298 MUNICH
GERMANY
Tel: +49 89 2399 0
Fax: +49 89 2399 4465



Rickard, David John
Ipulse
26 Mallinson Road
London
SW11 1BP
ROYAUME-UNI

Formalities Officer
Name: Davis, Matthew
Tel: +49 89 2399 - 2703
or call
+31 (0)70 340 45 00

Substantive Examiner
Name: Teiwes, Jürgen
Tel: +49 89 2399 - 7504

Application No. 06 125 884.4 - 2414	Ref. 1082-0866	Date 16.01.2009
Applicant Research In Motion Limited		

Communication pursuant to Article 94(3) EPC

The examination of the above-identified application has revealed that it does not meet the requirements of the European Patent Convention for the reasons enclosed herewith. If the deficiencies indicated are not rectified the application may be refused pursuant to Article 97(2) EPC.

You are invited to file your observations and insofar as the deficiencies are such as to be rectifiable, to correct the indicated deficiencies within a period

of 4 months

from the notification of this communication, this period being computed in accordance with Rules 126(2) and 131(2) and (4) EPC. One set of amendments to the description, claims and drawings is to be filed within the said period on separate sheets (R. 50(1) EPC).

Failure to comply with this invitation in due time will result in the application being deemed to be withdrawn (Art. 94(4) EPC).



Teiwes, Jürgen
Primary Examiner
For the Examining Division

Enclosure(s): 6 page/s reasons (Form 2906)
EP1152333



Acknowledgement of receipt

We hereby acknowledge receipt of the following subsequently filed document(s):

Submission number	500980	
Application number	EP06125884.4	
Date of receipt	19 December 2008	
Receiving Office	European Patent Office, The Hague	
Your reference	1082-0866081219	
Applicant	All applicants as on file	
Documents submitted	package-data.xml epf1038.pdf (1 p.) CLMSPAMD-1.pdf0866 amend claims 081219.pdf (6 p.) EXRE3-1.pdf0866Ltr.pdf (4 p.)	ep-sfd-request.xml DESCAMD-1.pdf0866 amend p2-3 081219.pdf (2 p.) CLMSPAMD-2.pdf0866 markup claims 081219.pdf (6 p.)
Submitted by	CN=D. Rickard 467,O=Ipulse,C=UK	
Method of submission	Online	
Date and time receipt generated	19 December 2008, 15:07 (CET)	
Message Digest	C1:94:A6:F2:C3:66:FA:BA:87:AE:2F:15:4C:24:8E:55:A5:CE:B4:79	

Correction by the EPO of errors in debit instructions filed by eOLF

Errors in debit instructions filed by eOLF that are caused by the editing of Form 1038E entries or the continued use of outdated software (all forms) may be corrected automatically by the EPO, leaving the payment date unchanged (see decision T 152/82, OJ EPO 1984, 301 and point 6.3 ff ADA, Supplement to OJ EPO 10/2007).

/European Patent Office/

Claims:

1. A method of controlling a mobile station (202) using a graphical user interface (GUI) (302) displayed on a display screen (222) of the mobile station (202), the method
5 comprising:
 - displaying on the display screen (222) a main screen (300) of the GUI (302), the
main screen (300) comprising an application portion (302) occupying a major portion of
the main screen (300), a mobile station status portion (306) for displaying status
information concerning the mobile station (202), and at least one dynamic bar (304), the at
10 least one dynamic bar (304) being associated with one or more applications on the mobile
station (202), the at least one dynamic bar (304) being configured to expand and collapse
via respectively displaying and removing a drop down or pop-up interface (407) in
response to respective user input, the drop down or pop-up interface (407) being
configured to invoke an application of the one or more applications in response to user
15 input received from input means of the mobile station (202);
 - managing information concerning events of the one or more applications
associated with the at least one dynamic bar (304);
 - displaying in the drop down or pop-up interface (407) dynamic preview
information concerning one or more new events in the one or more applications, the
20 dynamic preview information being determined dynamically from the information
managed by the one or more applications and/or information determined from the
managed information; and
 - continuously updating the dynamic preview information to be displayed in the
drop down or pop-up interface (407) in response to a change in the one or more new
25 events in the one or more applications.
2. The method of claim 1, wherein the at least one dynamic bar (304) comprises a
label portion (308) and limited dynamic preview information selected from available
dynamic preview information concerning the one or more applications.
30
3. The method of claim 2, wherein the at least one dynamic bar (304) further
comprises one or more application icons, each application icon having displayed adjacent
thereto limited dynamic preview information concerning the respective application.

4. The method of any one of claims 1 to 3, wherein the dynamic preview information in the at least one dynamic bar (304) comprises one or both of a count of new events and details concerning the one or more new events.

5

5. The method of any one of claims 1 to 4, wherein the dynamic preview information in the drop down or pop-up interface (407) comprises a list of entries concerning at least some of the one or more new events in the one or more applications, the at least one dynamic bar (304) being configured to invoke the respective one or more applications in response to user input selecting one of the entries in the list.

10

6. The method of 5, wherein the drop down or pop-up interface (407) is configured to display a new event on the main screen (300) in response to user input selecting one of the entries in the list.

15

7. The method of any one of claims 1 to 4, wherein the dynamic preview information in the drop down or pop-up interface (407) comprises a listing of services (604) associated with the at least one dynamic bar (304), each entry in the listing (604) comprising a count (608) of one or more new events associated with the respective service and a link (610) to invoke the respective service in response to user input.

20

8. The method of any one of claims 1 to 6, wherein the application portion (302) comprises a plurality of application icons (312) or a list of bars (702), individual icons (312) or bars (702) in the application portion (302) being selectable by the user to invoke the respective application.

25

9. The method of any one of claims 2 to 7, wherein the label portion (308) represents a filter date used as a criterion by a filter applied in dynamically determining the dynamic preview information, wherein the filter date is capable of being changed by the user,
5 wherein in response to a new filter date being provided by the user, the filter is re-applied for the new filter date to dynamically re-determine and update the dynamic preview information, and wherein the label portion (308) is re-displayed in the dynamic bar (304) with a label corresponding to the new filter date.
- 10 10. The method of any one of claims 1 to 9, wherein the one or more applications are associated with the at least one dynamic bar (304) according to predetermined logical relationships between the one or more applications.
11. The method of claim 10, wherein the label portion (308) is based on at least one of
15 the predetermined logical relationships.
12. The method of claim 10 or 11, wherein the predetermined logical relationships are contextual relationships based on a manner in which a user of the mobile station may use the one or more applications and/or functional relationships based on functions that may
20 be performed by the one or more application.
13. The method of any one of claims 1 to 12, wherein the one or more applications associated with the at least one dynamic bar (304) are configurable by the user of the mobile station.
25
14. The method of any one of claims 1 to 13, wherein the main screen (300) comprises a plurality of dynamic bars (304), each dynamic bar (304) having associated with it respective ones of said one or more applications.

15. A mobile station (202), comprising:

a display screen (222) for displaying thereon a graphical user interface (GUI) (302);

5 input means for receiving input from a user of the mobile station (202);

means for displaying on the display screen (222) a main screen (300) of the GUI (302), the main screen (300) comprising an application portion (302) occupying a major portion of the main screen (300), a mobile station status portion (306) for displaying status information concerning the mobile station (202), and at least one dynamic bar (304) for

10 controlling the operation of the mobile station (202), the at least one dynamic bar (304)

being associated with one or more applications on the mobile station (202), the at least one dynamic bar (304) being configured to expand and collapse via respectively displaying and removing a drop down or pop-up interface (407) in response to respective user input, the drop down or pop-up interface (407) being configured to invoke an application of the

15 one or more applications in response to user input received by the input means;

means for managing information concerning events of the one or more applications associated with the at least one dynamic bar (304);

means for displaying in the drop down or pop-up interface (407) dynamic preview information concerning one or more new events in the one or more applications, the dynamic preview information being determined dynamically from the information managed by the one or more applications and/or information determined from the managed information; and

20 means for continuously updating the dynamic preview information to be displayed in the drop down or pop-up interface (407) in response to a change in the one or more new events in the one or more applications.

16. The mobile station (202) of claim 15, wherein the at least one dynamic bar (304) comprises a label portion (308) and limited dynamic preview information selected from available dynamic preview information concerning the one or more applications.

30

17. The mobile station (202) of claim 16, wherein the at least one dynamic bar (304) further comprises one or more application icons, each application icon having displayed adjacent thereto limited dynamic preview information concerning the respective
5 application.

18. The mobile station (202) of any one of claims 15 to 17, wherein the dynamic preview information in the at least one dynamic bar (304) comprises one or both of a count of new events and details concerning the one or more new events.
10

19. The mobile station (202) of any one of claims 15 to 18, wherein the dynamic preview information in the drop down or pop-up interface (407) comprises a list of entries concerning at least some of the one or more new events in the one or more applications, the at least one dynamic bar (304) being configured to invoke the respective one or more
15 applications in response to user input selecting one of the entries in the list.

20. The mobile station (202) of 19, wherein the drop down or pop-up interface (407) is configured to display a new event on the main screen (300) in response to user input selecting one of the entries in the list.
20

21. The mobile station (202) of any one of claims 15 to 18, wherein the dynamic preview information in the drop down or pop-up interface (407) comprises a listing of services (604) associated with the at least one dynamic bar (304), each entry in the listing (604) comprising a count (608) of one or more new events associated with the respective
25 service and a link (610) to invoke the respective service in response to user input.

22. The mobile station (202) of any one of claims 15 to 21, wherein the application portion (302) comprises a plurality of application icons (312) or a list of bars (702), individual icons (312) or bars (702) in the application portion (302) being selectable by
30 the user to invoke the respective application.

23. The mobile station (202) of any one of claims 16 to 21, wherein the label portion (308) represents a filter date used as a criterion by a filter applied in dynamically determining the dynamic preview information, wherein the filter date is capable of being changed by the user, wherein in response to a new filter date being provided by the user, the filter is re-applied for the new filter date to dynamically re-determine and update the dynamic preview information, and wherein the label portion (308) is re-displayed in the at least one dynamic bar (304) with a label corresponding to the new filter date.
24. The mobile station (202) of any one of claims 15 to 23, wherein the one or more applications are associated with the at least one dynamic bar (304) according to predetermined logical relationships between the one or more applications.
25. The mobile station (202) of claim 24, wherein label portion (308) is based on at least one of the predetermined logical relationships.
26. The mobile station (202) of claim 24 or 25, wherein the predetermined logical relationships are contextual relationships based on a manner in which a user of the mobile station may use the one or more applications and/or functional relationships based on functions that may be performed by the one or more application.
27. The mobile station (202) of any one of claims 15 to 26, wherein the one or more applications associated with the at least one dynamic bar (304) are configurable by the user of the mobile station.
28. The mobile station (202) of any one of claims 15 to 27, wherein the main screen (300) comprises a plurality of dynamic bars (304), each of said dynamic bars (304) being associated with respective ones of said one or more applications.
29. A machine-readable medium embodying program code executable by a processor of the mobile station (202) of any one of claims 15 to 28 for implementing the method of any one of claims 1 to 14.

Claims:

1. A method of controlling a mobile station (202) using a graphical user interface (GUI) (302) displayed on a display screen (222) of the mobile station (202), the method comprising:
- 5 displaying on the display screen (222) a main screen (300) of the GUI (302), the main screen (300) comprising an application portion (302) occupying a major portion of the main screen (300), a mobile station status portion (306) for displaying status information concerning the mobile station (202), and at least one dynamic bar (304), the at
- 10 least one dynamic bar (304) being associated with one or more applications on the mobile station (202), the at least one dynamic bar (304) being configured to expand and collapse via respectively displaying and removing a drop down or pop-up interface (407) in response to respective user input, the drop down or pop-up interface (407) being configured to invoke an application of the one or more applications in response to user
- 15 input received from input means of the mobile station (202);
- managing information concerning events of the one or more applications associated with the at least one dynamic bar (304);
- displaying in the drop down or pop-up interface (407) dynamic preview information concerning one or more new events in the one or more applications, the
- 20 dynamic preview information being determined dynamically from the information managed by the one or more applications and/or information determined from the managed information; ~~and~~
- continuously updating the dynamic preview information to be displayed in the drop down or pop-up interface (407) in response to a change in the one or more new
- 25 events in the one or more applications.
2. The method of claim 1, wherein the at least one dynamic bar (304) comprises a label portion (308) and limited dynamic preview information selected from available dynamic preview information concerning the one or more applications.
- 30
3. The method of claim 2, wherein the at least one dynamic bar (304) further comprises one or more application icons, each application icon having displayed adjacent thereto limited dynamic preview information concerning the respective application.

Deleted: ¶
invoking an application in response to user input;

4. The method of any one of claims 1 to 3, wherein the dynamic preview information in the at least one dynamic bar (304) comprises one or both of a count of new events and details concerning the one or more new events.

5

5. The method of any one of claims 1 to 4, wherein the dynamic preview information in the drop down or pop-up interface (407) comprises a list of entries concerning at least some of the one or more new events in the one or more applications, the at least one dynamic bar (304) being configured to invoke the respective one or more applications in response to user input selecting one of the entries in the list.

10

6. The method of 5, wherein the drop down or pop-up interface (407) is configured to display a new event on the main screen (300) in response to user input selecting one of the entries in the list.

15

7. The method of any one of claims 1 to 4, wherein the dynamic preview information in the drop down or pop-up interface (407) comprises a listing of services (604) associated with the at least one dynamic bar (304), each entry in the listing (604) comprising a count (608) of one or more new events associated with the respective service and a link (610) to invoke the respective service in response to user input.

20

8. The method of any one of claims 1 to 6, wherein the application portion (302) comprises a plurality of application icons (312) or a list of bars (702), individual icons (312) or bars (702) in the application portion (302) being selectable by the user to invoke the respective application.

25

9. The method of any one of claims 2 to 7, wherein the label portion (308) represents a filter date used as a criterion by a filter applied in dynamically determining the dynamic preview information, wherein the filter date is capable of being changed by the user, wherein in response to a new filter date being provided by the user, the filter is re-applied
5 for the new filter date to dynamically re-determine and update the dynamic preview information, and wherein the label portion (308) is re-displayed in the dynamic bar (304) with a label corresponding to the new filter date.
10. The method of any one of claims 1 to 9, wherein the one or more applications are
10 associated with the at least one dynamic bar (304) according to predetermined logical relationships between the one or more applications.
11. The method of claim 10, wherein the label portion (308) is based on at least one of the predetermined logical relationships.
15
12. The method of claim 10 or 11, wherein the predetermined logical relationships are contextual relationships based on a manner in which a user of the mobile station may use the one or more applications and/or functional relationships based on functions that may be performed by the one or more application.
20
13. The method of any one of claims 1 to 12, wherein the one or more applications associated with the at least one dynamic bar (304) are configurable by the user of the mobile station.
- 25 14. The method of any one of claims 1 to 13, wherein the main screen (300) comprises a plurality of dynamic bars (304), each dynamic bar (304) having associated with it respective ones of said one or more applications.

15. A mobile station (202), comprising:
 a display screen (222) for displaying thereon a graphical user interface (GUI) (302);
 input means for receiving input from a user of the mobile station (202);
 5 means for displaying on the display screen (222) a main screen (300) of the GUI (302), the main screen (300) comprising an application portion (302) occupying a major portion of the main screen (300), a mobile station status portion (306) for displaying status information concerning the mobile station (202), and at least one dynamic bar (304) for controlling the operation of the mobile station (202), the at least one dynamic bar (304)
 10 being associated with one or more applications on the mobile station (202), the at least one dynamic bar (304) being configured to expand and collapse via respectively displaying and removing a drop down or pop-up interface (407) in response to respective user input, the drop down or pop-up interface (407) being configured to invoke an application of the one or more applications in response to user input received by the input means;
 15 means for managing information concerning events of the one or more applications associated with the at least one dynamic bar (304);
 means for displaying in the drop down or pop-up interface (407) dynamic preview information concerning one or more new events in the one or more applications, the dynamic preview information being determined dynamically from the information
 20 managed by the one or more applications and/or information determined from the managed information; and
 means for continuously updating the dynamic preview information to be displayed in the drop down or pop-up interface (407) in response to a change in the one or more new events in the one or more applications.
 25
16. The mobile station (202) of claim 15, wherein the at least one dynamic bar (304) comprises a label portion (308) and limited dynamic preview information selected from available dynamic preview information concerning the one or more applications.

Deleted: ¶
 means for invoking an application in response to user input;

17. The mobile station (202) of claim 16, wherein the at least one dynamic bar (304) further comprises one or more application icons, each application icon having displayed adjacent thereto limited dynamic preview information concerning the respective application.

5

18. The mobile station (202) of any one of claims 15 to 17, wherein the dynamic preview information in the at least one dynamic bar (304) comprises one or both of a count of new events and details concerning the one or more new events.

10 19. The mobile station (202) of any one of claims 15 to 18, wherein the dynamic preview information in the drop down or pop-up interface (407) comprises a list of entries concerning at least some of the one or more new events in the one or more applications, the at least one dynamic bar (304) being configured to invoke the respective one or more applications in response to user input selecting one of the entries in the list.

15

20. The mobile station (202) of 19, wherein the drop down or pop-up interface (407) is configured to display a new event on the main screen (300) in response to user input selecting one of the entries in the list.

20 21. The mobile station (202) of any one of claims 15 to 18, wherein the dynamic preview information in the drop down or pop-up interface (407) comprises a listing of services (604) associated with the at least one dynamic bar (304), each entry in the listing (604) comprising a count (608) of one or more new events associated with the respective service and a link (610) to invoke the respective service in response to user input.

25

22. The mobile station (202) of any one of claims 15 to 21, wherein the application portion (302) comprises a plurality of application icons (312) or a list of bars (702), individual icons (312) or bars (702) in the application portion (302) being selectable by the user to invoke the respective application.

30

23. The mobile station (202) of any one of claims 16 to 21, wherein the label portion (308) represents a filter date used as a criterion by a filter applied in dynamically determining the dynamic preview information, wherein the filter date is capable of being changed by the user, wherein in response to a new filter date being provided by the user,
5 the filter is re-applied for the new filter date to dynamically re-determine and update the dynamic preview information, and wherein the label portion (308) is re-displayed in the at least one dynamic bar (304) with a label corresponding to the new filter date.

24. The mobile station (202) of any one of claims 15 to 23, wherein the one or more
10 applications are associated with the at least one dynamic bar (304) according to predetermined logical relationships between the one or more applications.

25. The mobile station (202) of claim 24, wherein label portion (308) is based on at least one of the predetermined logical relationships.
15

26. The mobile station (202) of claim 24 or 25, wherein the predetermined logical relationships are contextual relationships based on a manner in which a user of the mobile station may use the one or more applications and/or functional relationships based on functions that may be performed by the one or more application.
20

27. The mobile station (202) of any one of claims 15 to 26, wherein the one or more applications associated with the at least one dynamic bar (304) are configurable by the user of the mobile station.

28. The mobile station (202) of any one of claims 15 to 27, wherein the main screen (300) comprises a plurality of dynamic bars (304), each of said dynamic bars (304) being associated with respective ones of said one or more applications.
25

29. A machine-readable medium embodying program code executable by a processor
30 of the mobile station (202) of any one of claims 15 to 28 for implementing the method of any one of claims 1 to 14.

[0005] There is a demand to have information made available to a user quicker than previously available in order to optimize the control of the wireless device. An application icon or information or text (e.g. name or title) describing the application is generally static and as such is not particularly useful for representing changing information associated with the application activated by the icon. Representing current information to a user via a predominantly iconic GUI is difficult. Further, organizing such information in a useful manner to permit a user to better control the device is also problematic.

[0005a] US2003/142125 discloses a method for displaying a plurality of icons on the display of a mobile terminal. The icons are grouped and sorted according to size, with the groupings and sizes being determined according to context category values determined from compared characteristics.

[0005b] EP1265157 discloses a peripheral interface for displaying information to a user, the interface commanding a significant amount of screen space on a handheld device where the interface obscures the entire screen so that there is no application portion.

[0006] Accordingly, there is a resulting need for a method and apparatus that addresses one or more of these shortcomings.

[0007] The invention relates to a method, graphical user interface and apparatus for controlling an apparatus.

[0008] In accordance with a first aspect of the invention, there is provided a method of controlling a mobile station using a graphical user interface (GUI) displayed on a display screen of the mobile station, the method comprising: displaying on the display screen a main screen of the GUI, the main screen comprising an application portion occupying a major portion of the main screen, a mobile station status portion for displaying status information concerning the mobile station, and at least one dynamic bar, the at least one dynamic bar being associated with one or more applications on the mobile station, the at least one dynamic bar being configured to expand and collapse via respectively displaying and removing a drop down or pop-up interface in response to respective user input, the drop down or pop-up interface being configured to invoke an application of the one or more applications in response to user input received from input means of the mobile station; managing information concerning events of the one or more applications associated with the at least one dynamic bar; displaying in the drop down or pop-up interface dynamic preview information concerning one or more new events in the

one or more applications, the dynamic preview information being determined dynamically from the information managed by the one or more applications and/or information determined from the managed information; and continuously updating the dynamic preview information to be displayed in the drop down or pop-up interface in response to a change in the one or more new events in the one or more applications.

[0009] In accordance with a second aspect of the invention, there is provided a mobile station, comprising: a display screen for displaying thereon a graphical user interface (GUI); input means for receiving input from a user of the mobile station; means for displaying on the display screen a main screen of the GUI, the main screen comprising an application portion occupying a major portion of the main screen, a mobile station status portion for displaying status information concerning the mobile station, and at least one dynamic bar for controlling the operation of the mobile station, the at least one dynamic bar being associated with one or more applications on the mobile station, the at least one dynamic bar being configured to expand and collapse via respectively displaying and removing a drop down or pop-up interface in response to respective user input, the drop down or pop-up interface being configured to invoke an application of the one or more applications in response to user input received by the input means; means for managing information concerning events of the one or more applications associated with the at least one dynamic bar; means for displaying in the drop down or pop-up interface dynamic preview information concerning one or more new events in the one or more applications, the dynamic preview information being determined dynamically from the information managed by the one or more applications and/or information determined from the managed information; and means for continuously updating the dynamic preview information to be displayed in the drop down or pop-up interface in response to a change in the one or more new events in the one or more applications.

[0010] These and other aspects will be apparent to persons of ordinary skill in the art including a computer program product such as a machine readable medium storing computer program code executable to perform a method aspect of the invention.

30 BRIEF DESCRIPTION OF THE DRAWINGS

[0011] Embodiments of present invention will now be described by way of example with reference to attached figures, wherein:



Letter accompanying subsequently filed items

Sender:

Mr. David Rickard
IPULSE
26 Mallinson Road,
London Greater London SW11 1BP
United Kingdom

Phone: +44 20 7287 9991
Fax: +44 20 7287 9993
E-mail: djr@ipulse.biz

80298 Munich
 Germany
 Tel. +49(0)89 2399-0 | Fax -4465

P.O. Box 5818
 NL-2280 HV Rijswijk
 Netherlands
 Tel. +31(0)70 340-2040 | Fax -3016

10958 Berlin
 Germany
 Tel. +49(0)30 25901-0 | Fax -840

The document(s) listed below is (are) subsequently filed documents pertaining to the following application:

Application number	06125884.4
Applicant's or representative's reference	1082-0866081219

	Description of document	Original file name	Assigned file name
1	Amended description	0866 amend p2-3 081219.pdf	DESCPAMD-1.pdf
2	Amended claims	0866 amend claims 081219.pdf	CLMSPAMD-1.pdf
3	Amended claims	0866 markup claims 081219.pdf	CLMSPAMD-2.pdf
4	Reply to examination report	0866Ltr.pdf	EXRE3-1.pdf

	Payment	
1	Mode of payment	Not specified

Annotations

Statement

The undersigned hereby declares that the subsequently filed items do NOT contain or are NOT intended to contain any communication relating either an appeal, an opposition, a limitation, a revocation proceeding or any proceedings for review (Special edition No. 3 OJ EPO 2007, A.4. Article 2(3) "Paragraph 1 shall not apply to documents in opposition proceedings, in European patent limitation or revocation proceedings, in appeal proceedings, or in proceedings for review by the Enlarged Board of Appeal of decisions of the boards of appeal.").

Signatures

Place:
 Date: **19 December 2008**
 Signed by: **UK, Ipulse, D. Rickard 467**
 Capacity: **(Representative)**



19 December, 2008
Our Ref: 1082-0866
Your Ref: EP06125884.4 - 2414

9-10 Savile Row
London, W1S 3PF, UK
tel: +44 (0) 20 7287 9991 or 7223 4979
fax: +44 (0) 709 230 3813 or
(0) 20 7287 9993
e-mail: partner@ipulse.biz
VAT No. 769 9052 75

European Patent Office
Erhardtstrasse 27
Munich
D-80331
Germany

Dear Sirs,

EP (div): Dyanmic Bar Oriented User Interface for a Device Having a Status Bar Displaying Status Information Concerning the Device

Thank you for the examination communication of 19th June, 2008. Thank you also for issuing it quickly. I apologise for not responding earlier.

I enclose a new set of claims pages (in clean and marked-up versions) in replacement of the claims pages as presently on file and new pages 2 to 3 of description in replacement of the corresponding pages as presently on file.

The claims are presented in a manner believed to address all issues raised by the Examination Report and, in particular, to distinguish the present invention over the disclosures of the prior art references of record. The claims include reference numerals.

The description has been amended to place the main statements of invention in conformity with the independent claims as amended and to include an acknowledgement of newly cited reference D5.

Article 56 EPC – Inventive Step.

Applicant is pleased to note that the Examiner has accepted its previous arguments addressing D1, and has agreed that D1 does not teach or suggest the features of the present claims.

The Examination Report cites new reference D5 (European Patent Publication No. 1 265 157) against the present claims. Specifically, the Report alleges that independent claim 1 does not involve an inventive step in view of the teachings of D5. The Examiner admits that claim 1 differs from D5 in that claim 1 additionally recites a status portion for displaying status information concerning the mobile phone. However, the Report alleges that this feature is a commonly used feature in PDAs or mobile phones (for example as described in D2) and is not considered to be essential for the invention claims, and thus does not provide any inventive step sufficient to overcome D5. The Applicant respectfully disagrees and submits that D5 is not the closest prior art and is not an appropriate reference to apply to the present claims, nor does it disclose all of the features alleged by the Report as applied to mobile stations.

A list of Practitioners may be inspected at the above address



Claim 1 recites a method of controlling a mobile station using a graphical user interface. The main screen has an application portion occupying a major portion of the screen, a status portion, and a dynamic bar. The dynamic bar is associated with one or more applications on the mobile station, and is configured to expand and collapse to respectively display and remove a drop down or pop-up interface. The drop down or pop-up interface is configured to invoke an application associated with the dynamic bar in response to user input. The drop down or pop-up interface displays dynamic preview information concerning new events in the applications that is determined dynamically from information managed by the applications and that is continuously updated in response to a change in the new events.

The claimed subject matter solves the problem of how to display information in an efficient and easy to understand manner in the limited screen space of a mobile device, such as a handheld device. The dynamic bar provides a quick way for a user to access certain applications and view updates, without intruding onto the application portion of the main screen. A major portion of the main screen is reserved as the application portion, and the dynamic bar is presented peripherally. Thus, the user can run applications in a major portion of the main screen and still have quick access to dynamic information via the unobtrusive dynamic bar.

D5 discloses a peripheral interface for displaying information to a user. The Report alleges that D5 is directed to the same problem as the present application. The Applicant respectfully submits that this is not the case and in fact D5 teaches away from the present claims. The Report cites paragraph [0002] and [0003] of D5 as describing the problem addressed by D5. However, neither of these paragraphs addresses the specific challenges faced by a mobile device having limited screen space, as in the present application. The peripheral interface taught by D5 is large and detailed, commanding a significant amount of screen space, as shown for example in FIGS. 9 and 10, and further in FIGS. 7A and 8A. Such an interface would take up a significant portion of the screen in a handheld device. Indeed, in paragraph [0041], D5 states: "The embodiment wherein the entire display is covered is particularly useful where the system and method of the present invention will be used on a device having a relatively small display area, such as, for example, a handheld or palm top computing device, a cell phone, or any other electronic device having a limited display area" (emphasis added). FIG. 6C clearly shows that on a handheld device, the interface obscures the entire screen, so that there is no application portion, unlike the present claims. D5 clearly teaches away from the present claims.

This is because D5 is not directed towards the challenges unique to a handheld device, but is concerned only with desktop devices having much larger display screens. In paragraph [0177], D5 again states that the interface may cover the entire display, particularly in the case of a handheld device. D5 envisions the handheld device as "placed or docked near a desktop or other computer and used for the purpose of displaying and interacting with tickets so as to minimize any potential use of a primary display screen on the desktop or other computer". That is, D5 only addresses handheld devices as peripheral add-ons to a desktop device, and not as a stand-alone device on which a user may wish to run applications, as in the present claims.

The challenge addressed by the present application is how to present dynamic information and easy access to applications to a user of a handheld device without affecting the user's usual usage of the device. By providing the user with a dynamic bar, the major portion of the screen is kept available for performing usual tasks such as running applications, while still providing



an easy and efficient way for the user to access dynamic information. In contrast, D5 is clearly directed towards desktop devices, where screen space is not an issue, and envisions handheld devices as only peripheral add-ons to a desktop device. Based on the teaching of D5, there is no space provided on the handheld device for performing any task aside from interacting with the interface bar.

The Examination Guidelines state that in selecting the closest prior art, the first consideration is that it should be directed to a similar purpose or effect as the invention, and that in practice, the closest prior art is generally that which corresponds to a similar use. This is clearly not the case in D5 in view of the fact that D5 discloses a peripheral interface for displaying information to a user, the interface commanding a significant amount of screen space on a handheld device where the interface obscures the entire screen so that there is no application portion. Thus, D5 is not the closest prior art and is not a suitable reference to apply to the present claims. A person skilled in the art looking to solve the problem of displaying information on a handheld device in an efficient and unobtrusive way would not turn to D5.

The Report combines the teachings of D5 with that of D2 to arrive at all the features of claim 1. However, as explained above, D5 does not address the problem of the present application and is not a suitable reference to apply. Hence, a combination of D5 and D2 also is not suitable to apply to the present claims, and person skilled in the art would not choose such a combination to arrive at the claimed subject matter. The Examiner is respectfully asked to withdraw this objection.

Furthermore, there is nothing in any of the cited art that would motivate or incite one skilled in the art to go against the teaching of D5 as it is applied to mobile devices where it is clearly and unambiguously taught that the interface obscures the entire screen, so that there is no application portion.

Independent claims 15 and 29 are directed to an apparatus and a machine-readable medium, respectively, having the features of claim 1. For the same reasons given above, D5 is also not applicable to claims 15 and 29. All the independent claims and their dependent claims are thus inventive and patentable over D5 and D2.

Furthermore, concerning the issue of inventive step, it will not have escaped the Examiner's attention that D5 was published in 2002 with D2 being published in January 2003, some 4 years before the current application. The fields of the present invention and those of D5 and D2 are high technology extremely fast developing fields in which the passage of even only a small number of years represents a 'lifetime' of development endeavour. Technologies progress at a very rapid rate and become outmoded very quickly. Therefore, given that some considerable number of years has elapsed since both D5 and D2 were made available to the public, the Examiner must provide a convincing explanation of why, if the present invention lacks an inventive step over D5 and D2, the solution to the problem provided by the claimed invention was not previously hinted at and that many years have elapsed before the invention's supposedly non-inventive contribution to the art was proposed by the applicant, bearing in mind the clear and useful benefits of the present invention. If the solution was so obvious, then it is reasonable to expect that it would have been proposed before the date of the current application. The Examiner has an obligation to explain this in detail if the lack of inventive step objection is to be maintained.

Further, given that the feature of D2 is said to be a common feature and was known at the time



of D5, the examiner also has an obligation to explain why the current invention was not described in D5. If the solution was so obvious, then it is reasonable to expect that it would have been proposed in D5. In fact we see that not only did D5 not propose the current invention, it teaches away from it, which in itself is extremely strong evidence that the current invention is inventive. If the objection is maintained then a detailed explanation overcoming these points is needed if hindsight is not used in the analysis.

Article 84 EPC.

The Report objects to claim 1 as being vague in the features “invoking an application in response to user input” and “the drop down or pop-up interface being configured to invoke an application...in response to user input”. Since the Report has found the step of “invoking” to be redundant in view of the drop down interface being configured to invoke an application in response to user input, claim 1 has been amended by the removal of the “invoking” step. Claim 15 has been similarly amended.

In view of the foregoing, it is submitted that the claims of this application define an invention which is novel over all of the references of record and involves an inventive step thereover. Consequently, it is respectfully submitted that this application is in order for acceptance.

General

Any amendments made by way of the present letter, and the observations contained herein, are made solely for the purposes of the prosecution of this European patent application and without prejudice to the applicant in other jurisdictions.

It should be noted that insofar as any subject matter might otherwise be regarded as having been abandoned or effectively disclaimed by virtue of amendments mentioned above and/or incorporated in the new pages submitted with this letter, the applicants wish to reserve the right to restore such subject matter and/or file a divisional application in respect thereof.

I consider this response to be a full response to the examination communication. However, if there are any remaining objections which may be usefully dealt with by telephone, the Examiner is requested to contact me on +44 (0) 20 7287 9991. I hereby take the precaution of requesting oral proceedings in the event that the Examiner is minded to refuse the application. However, I would prefer to continue prosecution of this application by written correspondence or by telephone interview and request that if further objections remain, a further communication be issued. I note that under the EPC and Guidelines a Summons should not be issued until all outstanding objections have been fully explained in detail with full reasons and the applicant given a complete opportunity to first respond to those objections during written examination. It is only if an impasse is reached that a Summons may be issued.

Yours sincerely
David Rickard
Authorised Representative



8 December, 2008
Our ref: djr/0001-admin

9-10 Savile Row
London, W1S 3PF, UK
tel: +44 (0) 20 7287 9991 or 7223 4979
fax: +44 (0) 709 230 3813 or
(0) 20 7287 9993
e-mail: partner@ipulse.biz
VAT No. 769 9052 75

CONFIDENTIAL Fax Communication

to: *Mr G ROSENBERG*
European Patent Office
fax no: +49 89 2399 4465
Munich
from: David Rickard

This message is sent in confidence to the addressee only. It may contain legally privileged information. The contents are not to be disclosed to anyone other than the addressee. Unauthorised recipients are requested to preserve this confidentiality and to advise the sender immediately of any error in transmission. Thank you.

Dear Sirs,

Administration - URGENT Data REGISTRATION

I refer to the various letters from the EPO and our numerous telephone and written requests for correction of the Register. I also refer to my telephone conversation with Mr Rosenberg today and would like to thank him for his helpful suggestion and assistance.

As requested I again confirm that all mail for Ipulse and its various representatives (see attached list) should be sent to the 26 Mallinson Road, London SW11 1BP UK address. The Savile Row address is not to be used for correspondence. I also again confirm that all register entries for applications of the representatives named in the attached list and of Ipulse should be corrected to show the name of the firm Ipulse and that all representatives on the attached list are authorised to act on all applications.

I confirm the advice today that no Authorisations are required to be filed.

I appreciate your assistance. If you have any queries, please do not hesitate to contact me.

Yours sincerely

David Rickard
David Rickard

A list of Practitioners may be inspected at the above address

This digital fax will not have been signed by the sender unless it has been sent via a manual fax machine. If you wish to verify its status or have any other queries please contact the sender specified above.

Received at the EPO on Dec 08, 2008 13:05:53. Page 1 of 2



ADDITIONAL SHEET

AUTHORISED REPRESENTATIVES

**BEWLEY; Ewan Stuart
DAWSON; Elizabeth Ann
FOX; Nicholas Russell
MURPHY; Colm Damien
REES; Alexander Ellison
RICKARD; David John
WRAIGE, David**

All of:

**IPULSE
26 Mallinson Road
LONDON
SW11 1BP
UNITED KINGDOM**

**Telephone: + 44 20 7287 9991
Fax: + 44 20 7287 9993**

C130

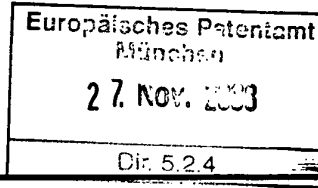


26 November, 2008

9-10 Savile Row
London, W1S 3PF, UK
tel: +44 (0) 20 7287 9991 or 7223 4979
fax: +44 (0) 709 230 3813 or
(0) 20 7287 9993
e-mail: partner@ipulse.biz
VAT No. 769 9052 75

CONFIDENTIAL Fax Communication

to: European Patent Office
fax no: +49 89 2399 4465
Munich
from: Nicholas Fox



This message is sent in confidence to the addressee only. It may contain legally privileged information. The contents are not to be disclosed to anyone other than the addressee. Unauthorised recipients are requested to preserve this confidentiality and to advise the sender immediately of any error in transmission. Thank you.

Dear Sirs,

Confirmation of Authorisation

As stated in my earlier letter of 31 October 2008 and for the avoidance of doubt, this is to confirm that all of the following professional representatives of Ipulse are authorised to act in respect of all cases listed on the attached sheets.

- AUTHORISED REPRESENTATIVES:**
- BEWLEY; Ewan Stuart
 - DAWSON; Elizabeth Ann
 - FOX; Nicholas Russell
 - MURPHY; Colm Damien
 - REES; Alexander Ellison
 - RICKARD; David John
 - WRAIGE, David

Yours faithfully,


David Rickard (Authorised Representative)

A list of Practitioners may be inspected at the above address

This digital fax will not have been signed by the sender unless it has been sent via a manual fax machine. If you wish to verify its status or have any other queries please contact the sender specified above.

Ipulse: EP Applications for Research In Motion Limited

EP Application No					
EP04002613.0	EP04102252.6	EP03724689.9	EP05101401.7	EP05103046.8	EP05106963.1
EP04251090.9	EP04102415.9	EP04106718.2	EP05101482.7	EP05103047.6	EP05106967.3
EP04004181.6	EP04102416.7	EP04105423.0	EP05101416.5	EP05103048.4	EP05107025.8
EP04251088.3	EP04102464.7	EP04105424.8	EP05101486.8	EP05103049.2	EP05107027.4
EP04251091.7	EP04102421.7	EP04105426.3	EP05101518.8	EP05103084.9	EP05107004.3
EP04251092.5	EP04102445.6	EP04105425.5	EP05101523.8	EP05103086.4	EP05107028.2
EP04251094.1	EP04102468.8	EP05100510.6	EP05101525.3	EP05103093.0	EP05107065.4
EP04251089.1	EP04102469.6	EP05100365.5	EP05101667.3	EP05103094.8	EP04710762.8
EP04003951.3	EP04102478.7	EP05100370.5	EP05101668.1	EP05103099.7	EP04711329.5
EP04003949.7	EP04102552.9	EP04105647.4	EP05101769.7	EP05103100.3	EP05107150.4
EP04004095.8	EP04102734.3	EP04105920.5	EP05101729.1	EP05103317.3	EP05107115.7
EP04251095.8	EP04102889.5	EP04105935.3	EP05102485.9	EP03737799.1	EP03815673.3
EP04251096.8	EP02784984.3	EP04105932.0	EP05101759.8	EP02779087.2	EP05107330.2
EP04004280.8	EP04103227.7	EP04105938.1	EP05101842.2	EP03778190.3	EP05107456.5
EP04004278.0	EP04103295.4	EP04105820.7	EP05101844.8	EP05104057.4	EP03815813.5
EP04251097.4	EP04103307.7	EP04105878.9	EP05101890.1	EP05103804.0	EP05107412.8
EP04251098.2	EP04103355.6	EP04105983.3	EP05101955.2	EP05103856.0	EP05107475.5
EP04251099.0	EP04103404.2	EP04105984.1	EP05101956.0	EP05103904.8	EP04712985.3
EP04004279.8	EP04103420.8	EP04106055.9	EP05101958.6	EP03778191.1	EP05107717.0
EP04251100.6	EP04104473.6	EP04106054.2	EP05102205.1	EP05104047.5	EP03706161.1
EP04251163.4	EP04103566.8	EP04106050.0	EP05102048.5	EP03779613.3	EP05111193.8
EP04251093.3	EP04103678.1	EP04106231.6	EP05102059.2	EP05103963.4	EP05107610.7
EP04251162.6	EP04103831.6	EP04106427.0	EP05102146.7	EP05104072.3	EP05107740.2
EP04075586.0	EP04103810.0	EP04106531.9	EP05102147.5	EP05104319.8	EP05108175.0
EP04251146.9	EP04019369.0	EP04106532.7	EP05102148.3	EP05104320.6	EP05108270.9
EP04251147.7	EP04019475.5	EP04106849.5	EP05102257.2	EP03773374.8	EP05108338.4
EP04251148.5	EP04019778.2	EP04106915.4	EP05102328.1	EP03729744.7	EP05108546.2
EP04251149.3	EP04104084.1	EP04106973.3	EP05102408.1	EP02782563.7	EP05108650.2
EP04251150.1	EP04105261.4	EP04106978.2	EP05102409.9	EP03812113.3	EP03709483.6
EP04251151.9	EP04104877.2	EP04107057.4	EP05102622.7	EP03706177.7	EP05108785.6
EP04251152.7	EP04104168.2	EP05000268.2	EP05102623.5	EP05104835.3	EP05108825.0
EP04251153.5	EP04104178.1	EP05100099.0	EP05102553.4	EP03778188.7	EP05108882.1
EP04251154.3	EP04104180.7	EP05100129.5	EP05102636.7	EP03778187.9	EP05108925.8
EP04251159.2	EP04104195.5	EP05100367.1	EP05102637.5	EP03776718.3	EP03711740.5
EP04251158.4	EP04104194.8	EP05100368.9	EP05102639.1	EP05105031.8	EP05108030.7
EP04251157.6	EP04104240.9	EP05100434.9	EP05102624.3	EP05104968.2	EP05108031.5
EP04251156.8	EP04104273.0	EP05100435.6	EP05102718.3	EP05105167.0	EP05108511.6
EP04251155.0	EP04104297.9	EP05100498.4	EP05102719.1	EP05105172.0	EP05108130.5
EP04251161.8	EP04104471.0	EP05100567.6	EP03773398.7	EP05105278.5	EP05108131.3
EP04251160.0	EP04104474.4	EP05100621.1	EP05103042.7	EP03701407.3	EP05108982.9
EP04004831.6	EP04104472.8	EP05100635.1	EP05103037.7	EP05105408.8	EP05109030.6
EP04252119.5	EP04104475.1	EP05100628.6	EP05103038.5	EP05105409.6	EP05108981.1
EP04101567.8	EP04104465.2	EP05100743.3	EP05103095.5	EP05105515.0	EP05109033.0
EP04101546.2	EP04104468.6	EP05100761.5	EP05103096.3	EP05105581.2	EP05109034.8
EP04101571.0	EP04104498.3	EP05100731.8	EP05103097.1	EP04703735.3	EP05109037.1
EP04101565.2	EP04104589.9	EP05100850.6	EP05103101.1	EP03767367.0	EP05109038.9
EP04101591.8	EP04104606.1	EP03764869.8	EP05103098.9	EP03767366.2	EP05109041.3
EP04101974.6	EP04104807.9	EP05101037.9	EP05103039.3	EP03767363.9	EP05109163.5
EP04101777.3	EP04104637.6	EP05101043.7	EP05103043.5	EP05105772.7	EP05109309.4
EP04101902.7	EP04104702.8	EP05101044.5	EP05103040.1	EP05105773.5	EP05109314.4
EP04101878.9	EP04104845.5	EP05101045.2	EP05103044.3	EP05106171.1	EP05109452.2
EP04101879.7	EP04104865.3	EP05101046.0	EP05103045.0	EP05106674.4	EP05109444.9
EP04102008.2	EP04104887.7	EP05101115.3	EP05103026.0	EP05106433.5	EP05109552.9
EP02779081.5	EP04105127.7	EP05101314.2	EP05103029.4	EP05106837.7	EP05109556.0

Ipulse: EP Applications for Research In Motion Limited

EP Application No					
EP05109572.7	EP06100558.3	EP06111866.7	EP04802197.6	EP05807962.5	EP06122299.8
EP05109598.2	EP06100423.0	EP04802220.6	EP04818737.1	EP06118005.5	EP06122308.7
EP05109603.0	EP06100498.2	EP04710755.2	EP04818738.9	EP06118048.9	EP06122310.3
EP05109601.4	EP06100757.1	EP06112135.6	EP06114960.5	EP06121467.2	EP06122311.1
EP05109604.8	EP06101047.6	EP06112138.0	EP06115251.8	EP06118127.7	EP06122779.9
EP05109719.4	EP05770578.2	EP06112141.4	EP06115252.6	EP06118173.1	EP06122594.2
EP05109933.1	EP08101130.0	EP06112144.8	EP06115253.4	EP06118175.6	EP06122595.9
EP05109934.9	EP06101165.6	EP04802223.0	EP06115070.2	EP06118194.7	EP06122914.2
EP05110116.0	EP06101233.2	EP06112413.7	EP06115256.7	EP06118146.7	EP06122951.4
EP05110117.8	EP05768218.9	EP06112357.6	EP06115278.1	EP05706456.0	EP06122963.9
EP05110024.6	EP06101249.8	EP06112560.5	EP06115327.6	EP06118242.4	EP06123000.9
EP05110025.3	EP06101234.0	EP06112668.6	EP06115329.2	EP06118470.1	EP06123154.4
EP05110027.9	EP06101299.3	EP06117187.2	EP06115509.9	EP06118495.8	EP06123160.1
EP05110118.6	EP06101300.9	EP06112801.3	EP06115616.2	EP06118750.6	EP04789701.2
EP05110207.7	EP08101301.7	EP08113039.9	EP06115684.0	EP05714522.9	EP06741393.0
EP05110218.4	EP05706401.6	EP06113174.4	EP06115690.7	EP06118984.1	EP06123302.9
EP05110244.0	EP06101520.2	EP06113333.6	EP06115847.3	EP06119047.6	EP06123466.2
EP04730432.4	EP06101499.9	EP06113327.8	EP06115926.5	EP06119048.4	EP06123509.9
EP05110319.0	EP06101526.9	EP06113287.4	EP06115927.3	EP06119121.9	EP06123708.7
EP05110392.7	EP06101563.2	EP06113364.1	EP06116012.3	EP06119122.7	EP05714585.6
EP05110388.5	EP06101608.5	EP06113368.6	EP06116082.6	EP06119201.9	EP05734230.5
EP05110389.3	EP06101582.2	EP06113388.2	EP06116088.3	EP06119204.3	EP05745168.4
EP05110391.9	EP06101680.4	EP06113378.1	EP06116294.7	EP06119281.3	EP04802301.4
EP05110611.0	EP06101613.5	EP06113382.3	EP06116223.6	EP05714528.6	EP06124154.3
EP05110863.7	EP06101614.3	EP06113384.9	EP06116231.9	EP06119363.7	EP06124600.5
EP05110947.8	EP06101633.3	EP06113422.7	EP06116300.2	EP05714529.4	EP06124725.0
EP05025103.2	EP06110226.5	EP06113481.3	EP06116361.4	EP06119489.0	EP06124831.6
EP05110948.6	EP06110874.2	EP06113483.9	EP06116394.5	EP06119594.7	EP06125181.5
EP05111046.8	EP06110202.6	EP06113557.0	EP06116773.0	EP06119595.4	EP06125141.9
EP05111190.4	EP05714420.6	EP06113624.8	EP05742541.5	EP06119596.2	EP06125392.8
EP05111191.2	EP05732203.4	EP06113650.3	EP06117026.2	EP06119599.6	EP06125683.0
EP05111159.9	EP05714419.8	EP06113776.6	EP06117102.1	EP06119682.0	EP06125486.8
EP05111192.0	EP06110357.8	EP04797202.1	EP06117104.7	EP06119818.0	EP06125692.1
EP05111493.2	EP06110420.4	EP06113950.7	EP06117204.5	EP06119871.9	EP06125787.9
EP05111535.0	EP06110449.3	EP06113903.6	EP06117322.5	EP06119844.6	EP06125884.4
EP05111903.0	EP04761775.8	EP06113904.4	EP06117325.8	EP06119932.9	EP04802286.7
EP05111890.9	EP06110826.2	EP06113953.1	EP06117312.6	EP06120154.7	EP06126182.2
EP05111860.2	EP06110546.6	EP06114020.8	EP06117313.4	EP06120324.8	EP06126339.8
EP05770573.3	EP05706457.8	EP06114044.8	EP06117314.2	EP06120328.7	EP06126414.9
EP05112066.5	EP06110747.0	EP06115333.4	EP06117484.3	EP06120329.5	EP06126415.6
EP05112129.1	EP06111131.6	EP06114660.1	EP06117626.9	EP06120331.1	EP06126738.1
EP05112183.8	EP06111162.1	EP06114547.0	EP06117575.8	EP06120402.0	EP06127018.7
EP05112287.7	EP04710758.6	EP06114555.3	EP06117582.4	EP06120442.6	EP06126943.7
EP05112434.5	EP04713824.3	EP06114556.1	EP06117635.0	EP05714613.6	EP06127200.1
EP05112539.1	EP04710759.4	EP04802239.6	EP06117679.8	EP06121025.8	EP06127201.9
EP05112682.9	EP04710760.2	EP04713831.8	EP05739067.6	EP06121099.3	EP06127202.7
EP05738847.2	EP04761624.8	EP06114792.2	EP06117692.1	EP06121078.7	EP06127203.5
EP04802218.0	EP06111399.9	EP06114647.8	EP06117697.0	EP06121080.3	EP06127027.8
EP05112845.2	EP06111362.7	EP06114819.3	EP06117698.8	EP06121142.1	EP06127139.1
EP06100688.8	EP06005474.9	EP06114793.0	EP06117856.2	EP06121569.5	EP06127053.4
EP05113080.5	EP06111864.2	EP06114798.9	EP06117783.0	EP06121681.8	EP07100102.8
EP05112982.3	EP06111823.8	EP06114799.7	EP05772268.8	EP06121698.2	EP05732025.1
EP05113104.3	EP06111857.6	EP06114900.1	EP06118308.3	EP06121853.3	EP05763556.7
EP06100255.6	EP04710757.8	EP06114955.5	EP06016650.1	EP06122298.0	EP04761723.8

Ipulse: EP Applications for Research In Motion Limited

EP Application No					
EP07100192.9	EP07103255.1	EP07107385.2	EP07113981.0	EP07118532.6	EP07124188.9
EP07100465.9	EP07103274.2	EP07107587.3	EP07114069.3	EP07118633.2	EP08100300.6
EP07100506.0	EP07103256.9	EP07107763.0	EP07114070.1	EP07118894.0	EP08101966.3
EP07100718.1	EP07103363.3	EP07107771.3	EP07114200.4	EP07118909.6	EP08150108.2
EP07100949.2	EP0710461.5.5	EP07108045.1	EP07114201.2	EP07119165.4	EP08150109.0
EP07100950.0	EP07103524.0	EP07107866.1	EP07114271.5	EP07119342.9	EP06761162.4
EP07100981.5	EP05706450.3	EP07107867.9	EP07114272.3	EP07119406.2	EP06761163.2
EP07101033.4	EP07103853.3	EP07108091.5	EP07114273.1	EP07119555.6	EP06761161.6
EP07101035.9	EP05850121.4	EP07108895.9	EP07114274.9	EP07119680.2	EP06761164.0
EP07101249.6	EP05784269.2	EP07108761.3	EP07114275.6	EP07119811.3	EP06761165.7
EP07101212.4	EP07104049.7	EP07108763.9	EP07117276.4	EP07119806.3	EP06761166.5
EP07101211.6	EP07104303.8	EP07108765.4	EP07114277.2	EP07119896.4	EP08150147.0
EP07101245.4	EP07104363.2	EP07108885.0	EP07114278.0	EP07119865.9	EP08150167.8
EP04797196.5	EP07104365.7	EP07108879.3	EP07114279.8	EP07119921.0	EP08150276.7
EP07101276.9	EP07104434.1	EP07108881.9	EP07114280.6	EP07120011.7	EP08150350.0
EP07101280.1	EP07104441.6	EP07109014.6	EP05714483.4	EP07121636.0	EP08150232.0
EP07101281.9	EP07104442.4	EP07109015.3	EP05714479.2	EP06721701.8	EP08150233.8
EP07101357.7	EP07104614.8	EP07109016.1	EP05714480.0	EP07120201.4	EP08150235.3
EP07101358.5	EP07104676.7	EP07109017.9	EP07114466.1	EP07120404.4	EP08150312.0
EP05734064.8	EP07104694.0	EP07109018.7	EP05714472.7	EP07120411.9	EP08150332.8
EP07101532.5	EP07104750.0	EP07109088.0	EP07114639.3	EP07120520.7	EP08150304.7
EP07101596.0	EP07104833.4	EP07109089.8	EP07114623.7	EP07120459.8	EP08150334.4
EP07101625.7	EP07105054.6	EP07109090.6	EP07114719.3	EP07120958.9	EP08150523.2
EP07101626.5	EP07104938.1	EP07109155.7	EP07114709.4	EP07120826.8	EP08150416.9
EP07101697.6	EP07104939.9	EP07109189.6	EP05714471.9	EP07120938.1	EP08150428.4
EP07101743.8	EP07104940.7	EP07109151.6	EP07114799.5	EP07121044.7	EP08150503.4
EP07101759.4	EP07105129.6	EP07109225.8	EP07115195.5	EP07121052.0	EP07719973.5
EP07101797.4	EP07105171.8	EP07109309.0	EP07115354.8	EP05794500.8	EP08150572.9
EP07101765.1	EP07105160.1	EP05814390.0	EP07115485.0	EP07121445.6	EP07719971.9
EP07101828.7	EP07105354.0	EP07109405.6	EP07115487.6	EP07121368.0	EP08150626.3
EP07101848.5	EP07105416.7	EP07109377.7	EP07115678.0	EP07121364.9	EP08150627.1
EP07102913.6	EP07105464.7	EP07109770.3	EP07115490.0	EP07121465.4	EP08150681.8
EP07102038.2	EP07105465.4	EP07110499.6	EP06804614.3	EP07121700.4	EP08150732.9
EP07102081.2	EP05730092.3	EP07110495.4	EP06790508.3	EP07122437.2	EP08150810.3
EP07102098.6	EP07105907.5	EP07110755.1	EP07116656.5	EP07122318.4	EP08150843.4
EP07102100.0	EP07106194.9	EP05814392.6	EP06721729.9	EP07719713.5	EP08150870.7
EP07102101.8	EP07106179.0	EP07111095.1	EP07116607.8	EP07122649.2	EP08150799.8
EP07102102.6	EP07106254.1	EP07111291.8	EP06705230.8	EP07122729.2	EP08150847.5
EP07102265.1	EP07106393.7	EP07111265.0	EP06721839.6	EP07122960.3	EP08150952.3
EP07102173.7	EP07106483.6	EP07111771.7	EP06705229.0	EP07123117.9	EP08151197.4
EP07102189.3	EP07106510.6	EP07112334.3	EP07118808.2	EP07123306.8	EP08151243.6
EP07102272.7	EP07106457.0	EP07112610.6	EP07116986.6	EP07123730.9	EP08151244.4
EP07102290.9	EP05826460.7	EP07113141.1	EP05778714.5	EP07124006.3	EP08151393.9
EP07102420.2	EP07106743.3	EP07113370.6	EP07117061.7	EP08100030.9	EP08151394.7
EP07102455.8	EP07106749.0	EP07113398.7	EP07117154.0	EP07124031.1	EP08151395.4
EP07102421.0	EP07106810.0	EP07113647.7	EP07118519.3	EP07124026.1	EP08151627.0
EP07102510.0	EP07106916.5	EP07113399.5	EP07117993.1	EP07124018.8	EP08151465.5
EP07102554.8	EP07106919.9	EP07113401.9	EP07117582.2	EP07124019.6	EP08151466.3
EP07102806.2	EP07107056.9	EP07113468.8	EP07117573.1	EP07124062.6	EP06761115.2
EP07102841.9	EP07107386.0	EP07113498.5	EP07117791.9	EP07124065.9	EP08151543.9
EP07102844.3	EP07107387.8	EP07113577.8	EP07117683.8	EP08100814.6	EP08151639.5
EP06741366.6	EP07107235.9	EP07113650.1	EP06721760.4	EP08100006.9	EP06761168.1
EP07102926.8	EP07107295.3	EP07113727.7	EP07117885.9	EP08100820.3	EP08151643.7
EP07103030.8	EP07107363.9	EP07113775.6	EP07117989.9	EP08100007.7	EP08151615.5

Ipulse: EP Applications for Research In Motion Limited

EP Application No			
EP08151664.3	EP08154581.6	EP08162484.3	EP06011816.3
EP06790725.3	EP08154753.1	EP08162485.0	EP08169728.6
EP06790730.3	EP08155242.4	EP08162638.4	EP08169761.7
EP08151874.8	EP08155139.2	EP08162639.2	
EP06790752.7	EP08155144.2	EP08162615.2	
EP08152180.1	EP08154976.8	EP08162918.0	
EP08152034.8	EP08155617.7	EP08162933.9	
EP08152015.7	EP08155575.7	EP08163042.8	
EP08152118.9	EP08156157.3	EP08163223.4	
EP08152119.7	EP08155769.6	EP08163224.2	
EP08152102.3	EP08155949.4	EP08163754.8	
EP08152121.3	EP08155835.5	EP07710666.4	
EP08152122.1	EP08157519.3	EP08164006.2	
EP08152124.7	EP08155895.9	EP08164341.3	
EP08152125.4	EP08155926.2	EP08240928.5	
EP08152126.2	EP08155970.0	EP08164571.5	
EP08152127.0	EP08156163.1	EP08164631.7	
EP08152130.4	EP08155930.4	EP08164766.1	
EP08152181.7	EP08156032.8	EP08165181.2	
EP08152171.8	EP08156408.0	EP08165205.9	
EP08152189.0	EP08156871.9	EP08165116.8	
EP08152234.4	EP08156866.9	EP08165207.5	
EP08152266.6	EP06790863.2	EP08165298.4	
EP08152341.7	EP08158116.7	EP08165295.0	
EP08152414.2	EP08157228.1	EP08165796.7	
EP08152556.0	EP08157899.9	EP08165850.2	
EP08152552.9	EP08158103.5	EP08165798.3	
EP08152632.9	EP08158417.9	EP08166162.1	
EP08152961.2	EP08159296.6	EP08166163.9	
EP08153041.2	EP08158628.1	EP08166047.4	
EP08153185.7	EP06817658.5	EP08166049.0	
EP06790848.3	EP06840522.4	EP08166050.8	
EP06790738.6	EP08159116.6	EP08166615.8	
EP06705086.4	EP08159031.7	EP08166165.4	
EP08153461.2	EP08159269.3	EP08166395.7	
EP08153462.0	EP08159429.3	EP08166982.2	
EP08153671.6	EP08159559.7	EP08167067.1	
EP08153672.4	EP08160233.6	EP08167500.1	
EP08154498.3	EP08160236.9	EP08167248.7	
EP08153673.2	EP08160016.5	EP08167341.0	
EP06761057.6	EP08160256.7	EP08167912.8	
EP06790852.5	EP07845543.3	EP08167952.4	
EP08153736.7	EP08160723.6	EP08167997.9	
EP08153855.5	EP08160765.7	EP08168103.3	
EP08153857.1	EP08161160.0	EP05103094.8	
EP08153860.5	EP08161596.5	EP08168129.8	
EP08153861.3	EP08161597.3	EP08168419.3	
EP08153883.7	EP08161255.8	EP08168732.9	
EP08154529.5	EP08162170.8	EP08168892.1	
EP08153928.0	EP08161426.5	EP05024075.3	
EP08154580.8	EP05001319.2	EP06123406.8	
EP05812743.2	EP08162188.0	EP08169235.2	
EP05794463.9	EP08162189.8	EP06788662.2	
EP06761155.8	EP08162333.2	EP04016327.1	



European Patent Office
80298 MUNICH
GERMANY
Tel. +49 (0)89 2399 - 0
Fax +49 (0)89 2399 - 4465



Rickard, David John
Ipulse
26 Mallinson Road
London
SW11 1BP
GRANDE BRETAGNE

**For any questions about
this communication:**
Tel.: +31 (0)70 340 45 00

Date 23.10.08

Reference 1082-0866	Application No./Patent No. 06125884.4 - 2414 / 1768359
Applicant/Proprietor Research In Motion Limited	

Extension of time limit pursuant to Rule 132(2) EPC

Examination procedure

With reference to your request, the time limit for replying to the communication dated 19.06.08 has been extended

by 2 months
to a total of 6 months

from the date of notification of the above-mentioned communication.

Please note: To the extent that your request exceeded the above extension, your request has been refused.

Note

The granting of extensions to time limits is governed by the Implementing Regulations to the EPC and the Guidelines for Examination in the EPO, part E-VIII, 1.6.

If no reply to the communication is received in due time, the European patent application will be deemed to be withdrawn (Art. 94(4) EPC).

For the Examining Division





17 October, 2008
1082-0866
06125884.4 - 2414

9-10 Savile Row
London, W1S 3PF, UK
tel: +44 (0) 20 7287 9991 or 7223 4979
fax: +44 (0) 709 230 3813 or
(0) 20 7287 9993
e-mail: partner@ipulse.biz
VAT No. 769 9052 75

CONFIDENTIAL Fax Communication

to: European Patent Office
fax no: +49 89 2399 4465
Munich
from: Louise Anderson

This message is sent in confidence to the addressee only. It may contain legally privileged information. The contents are not to be disclosed to anyone other than the addressee. Unauthorised recipients are requested to preserve this confidentiality and to advise the sender immediately of any error in transmission. Thank you.

Dear Sirs,

EP (div): Dyanmic Bar Oriented User Interface for a Device Having a Status Bar Displaying Status Information Concerning the Device

I refer to your Communication dated 19 June 2008 pursuant to Art 94(3) EPC.

I regret that I am not yet able to respond fully to the outstanding objections. I therefore request a two month extension of the term for response. Please confirm that this extension request is allowed.

Thank you for your assistance. If you have any queries, please do not hesitate to contact me.

Yours faithfully,

Elizabeth A Dawson
(Authorised Representative)

A list of Practitioners may be inspected at the above address

This digital fax will not have been signed by the sender unless it has been sent via a manual fax machine.
If you wish to verify its status or have any other queries please contact the sender specified above.



06125884.4 - 2414 / 1768359

22.09.08

Client Database System (CDS) - clean up.

Application Nr.: 06125884.4

Following clean up action in CDS the entries concerning the **Representative for the applicant** have been amended and are now as follows:

Rickard, David John
Ipulse
26 Mallinson Road
London
SW11 1BP
GB

Where appropriate, the Register of European Patents will be updated to show the amended details.

For questions please contact the Client Data Registration department of the European Patent Office in Munich, telephone +49 (0)89 2399 2780.

The examination is being carried out on the **following application documents**:

Description, Pages

3-12, 14, 16 as originally filed
1, 2, 13, 15 received on 05.09.2007 with letter of 05.09.2007

Claims, Numbers

1-29 as originally filed

Drawings, Sheets

1/11-11/11 as originally filed

- 1 The applicant has filed new description pages 1,2,13,15 with his reply dated 5.9.2007.
- 2 The applicant stated in his reply that D1 is "entirely deficient in teaching or suggesting most of the features claimed in the pending claims". After reconsidering the applicant's arguments and the description in detail again, it is agreed to this evaluation of D1.
- 3 Therefore, the following document is cited in the light of the Guidelines, C-VI, 8.5, 8.8. A copy of the document is annexed to the communication: the numbering will be adhered to in the rest of the procedure:

D5 = EP 1265157 published 11.12.2002
- 4 The description of the application mentions the problems to be solved in paragraph 2,5:
 - users of mobile devices desire to have multiple services and functionality on a single device; it is a challenge for GUI designers to provide the big amount of information on the small device screen,
 - a predominantly iconic GUI is difficult, e.g. because icons are static,
 - information should be made quicker available,
 - organizing information in a useful manner.

D5 addresses the same problems (see para.2,3).

5 The present application does not meet the requirements of Article 52(1) EPC, because the subject-matter of independent method claim 1 does not involve an inventive step, Article 56 EPC. Claim 1 is therefore not allowable.

5.1 The present formulation of independent method claim 1 is such that most of its subject matter can be read onto prior art document D5, which relates to a method of controlling a mobile station using a graphical user interface displayed on the screen of the mobile station (abstract).

In particular, document D5 discloses the step of displaying on the display screen a main screen of the GUI, the main screen (see para.25; fig.6A,8A,8B,8C,10) comprising an application portion occupying a major portion of the screen (fig.6A,8A,8B,8C,10),

- and at least one dynamic bar (para.175; fig.6A obj.605; para.161,179,180 fig.8A,8B,8C obj.805,810,815,820; para.181 fig.10 obj.1010),

- the at least one dynamic bar being associated with one or more applications on the mobile station (e.g. para.50,77,181 The dynamic bar is functional equivalent to the ticket/item 1010 and is linked in this example to the email application of the device),
- the at least one dynamic bar is configured to expand and collapse via respectively displaying and removing a drop down or pop-up interface in response to respective user input (para.161,179 "FIG. 8B is an exemplary screen image illustrating a dynamic person window or "enhanced tooltip" person window 825 accessed by selection of one of the person items 815 of FIG. 8A"; para.181 "User selection of the email ticket/item 1000 serves to expand/open an enhanced tooltip email window 1020 which allows user interaction with received email as from within a typical email application."),

- the drop down or pop-up interface being configured to invoke an application of the one or more applications in response to user input received from input means of the mobile station (para.161,180 "Further, FIG. 8C, is an exemplary screen image illustrating historical communications information associated with the person represented by the person window of FIG. 8B. This historical communications window 855 is automatically opened in one embodiment by selecting the image of the person in the enhanced tooltip person window 825. This historical communications

window 855 includes a summary to all past communications with the person represented by the person item 825 of FIG. 8A."; para.50,181 "User selection of the email ticket/item 1000 serves to expand/open an enhanced tooltip email window 1020 which allows user interaction with received email as from within a typical email application.")

- managing information concerning events of the one or more applications associated with the at least one dynamic bar (para.81; fig.1010 "5/389" i.e. 5 new messages, 389 in total),
- displaying in the drop down or pop-up interface dynamic preview information concerning one or more new events in the one or more applications (para.50,181 "User selection of the email ticket/item 1000 serves to expand/open an enhanced tooltip email window 1020 which allows user interaction with received email as from within a typical email application." 5 new messages are indicated by being presented with bold letters),
- the dynamic preview information being determined dynamically from the information managed by the one or more applications and/or information determined from the managed information (para.81),
- invoking an application in response to user input (this feature seems not to be clear because it seems to be equal to the already discussed feature "the drop down or pop-up interface being configured to invoke an application of the one or more applications in response to user input received from input means of the mobile station" from above), and
- continuously updating the dynamic preview information to be displayed in the drop down or pop-up interface in response to a change in the one or more new events in the one or more applications (para.81).

5.2 The subject matter of claim 1 differs from D1 in that it additionally comprises a status portion for displaying status information concerning the mobile phone. However, this feature is a common used feature in PDAs or mobile phones (see for example D2 fig.3 obj.157) and is further not considered to be essential for the invention claimed and thus does not provide any inventive step, Article 56 EPC.

5.3 The additional features of dependent claims 2-14 are either disclosed by

D5:

- claim 2,4: fig.10 obj.1010 show the label "User Feedback" and as limited

dynamic preview information "5/389",

- claim 3: fig.10 obj.1010 shows icon with a letter symbol,
- claim 5: fig.10 obj.1020 shows 5 new events i.e. here letters,
- claim 6: para.181 fig.10 or para.180 fig.8C,
- claim 7: para.93,145,156 Tickets/Viewers can be user configured and may interact with multiple communications sources/services to provide e.g. status information of the multiple services to the user,

- claim 8: fig.10,
- claim 9: para.93,145,156 Tickets/Viewers can be user configured, i.e. they provide a filter function,
- claim 10: para.168-173 fig.5 obj.530,
- claim 11: fig.6C,
- claim 12,13: para.93,145,156 Tickets/Viewers can be user configured, i.e. the user can define tickets which show combined preview information of contextually related communication sources,
- claim 14: fig.6C

or are implementation measures not involving any special technical effect. Hence, the additional features of claims 2-14 do not add anything inventive to claim 1.

- 5.4 The structural features of independent apparatus claim 15 correspond to the already discussed method steps of independent method claim 1. Claim 15 is, therefore, not inventive.
- 5.5 The structural features of dependent claims 16-28 correspond to the already discussed method steps of claims 2-14. Hence, these claims do either not add anything inventive to claim 15.
- 5.6 The machine-readable medium embodying program code executable by a processor of the mobile station of independent claim 29 corresponds to the already discussed method steps of independent method claim 1. Claim 29 is, therefore, not inventive.
- 6 As already mentioned above, it is not clear which difference there is between the features "invoking an application in response to user input" and "the drop down or

pop-up interface being configured to invoke an application of the one or more applications in response to user input received from input means of the mobile station" in claim 1, Article 84 EPC, rendering the claim vague.

- 7 Having regard to the above objections, it is not clear what inventive contribution has been made to the art by the present patent application.

If, despite the above objections, the applicant intends to proceed further with the present application and is of the opinion that the application does in fact contain subject-matter that could support a patentable claim, then a new claim should be filed, setting out what is considered to be the inventive contribution to the art.

- 7.1 In order to meet the requirements of Rule 43(1) EPC, the independent claims should be cast in the two part form, with those features which in combination are disclosed by the closest prior art D5 placed in the preamble.
- 7.2 The description (pages 2-3) should be brought into conformity with the new claims to be filed (Rule 42(1)(c) EPC).
- 7.3 In order to fulfil the requirements of Rule 42(1)(b) EPC, the document D5 should be identified in the introductory part of the description and the relevant background art disclosed therein briefly discussed, preferably in such a way that the inventive merit of what is claimed can be readily understood.
In this case paragraph 5a mentioning D1 could be replaced by a paragraph about D5.
- 7.4 The attention of the Applicant is drawn to the fact that the application may not be amended in such a way that it contains subject-matter which extends beyond the content of the application as filed (Article 123(2) EPC).

In order to ease the procedure of proving this, the Applicant should state, on which parts of the originally filed application the amendments by addition, replacement or deletion are based (Guidelines E-II-1).

Additionally, it would be appreciated, if the differences vis-à-vis the prior art and the special technical effects of said differences would be stated in the reply to this communication.

Datum
Date 19.06.2008
Date

Blatt
Sheet 6
Feuille

Anmelde-Nr.:
Application No.: 06 125 884.4
Demande n°:



European Patent Office
80298 MUNICH
GERMANY
Tel: +49 89 2399 0
Fax: +49 89 2399 4465



Rickard, David John
26 Mallinson Road
London SW11 1BP
ROYAUME-UNI

Formalities Officer
Name: Davis, Matthew
Tel: +49 89 2399 - 2703
or call
+31 (0)70 340 45 00

Substantive Examiner
Name: Teiwes, Jürgen
Tel: +49 89 2399 - 7504

Application No. 06 125 884.4 - 2414	Ref. 1082-0866	Date 19.06.2008
Applicant Research In Motion Limited		

Communication pursuant to Article 94(3) EPC

The examination of the above-identified application has revealed that it does not meet the requirements of the European Patent Convention for the reasons enclosed herewith. If the deficiencies indicated are not rectified the application may be refused pursuant to Article 97(2) EPC.

You are invited to file your observations and insofar as the deficiencies are such as to be rectifiable, to correct the indicated deficiencies within a period

of 4 months

from the notification of this communication, this period being computed in accordance with Rules 126(2) and 131(2) and (4) EPC. One set of amendments to the description, claims and drawings is to be filed within the said period on separate sheets (R. 50(1) EPC).

Failure to comply with this invitation in due time will result in the application being deemed to be withdrawn (Art. 94(4) EPC).



Teiwes, Jürgen
Primary Examiner
For the Examining Division

Enclosure(s): 6 page/s reasons (Form 2906)
EP1265157

would appear on a display device 222 as a user navigated the dynamic bars as per similar views in Figs. 11A to 11D.

[0057] Note that while not shown, the expansion pop-ups could be selectively individually closed and the plurality of dynamic bars rendered in a list of bars. Like Fig. 3, an application portion of screen 300 may be present to render application icons. Alternative embodiments of the dynamic bar interface, such as the embodiments of Fig. 10 and Fig. 14 may be available for selection by a user of mobile station 202. Alternatively, a mobile station may be configured to store only one embodiment. The dynamic bars may be configurable or shown in different order. Particular applications and functions may be selected by a user to be associated to a particular dynamic bar.

[0058] Figs. 16 and 17 illustrate operations of a dynamic bar user interface in accordance with embodiments of the invention. With reference to Figs. 3-9 and 16, operations 1600 commence at start 1602, typically following power-up of mobile station 202 and a rendering of a default or initial view of main screen 300. A user may select the dynamic bar (e.g. using a thumb wheel device or other pointer to move a focus about the screen 300) at step 1604. The view of main screen 300 may require updating and redisplay (steps 1605 and 1606) for example to indicate the change to the focus. If a user cancels the selection (step 1608) operations may close (as necessary) at end steps 1610. A new message or other event occurrence, as represented by a count displayed on the dynamic bar, may be received (step 1614) and the view updated and output (steps 1616 and 1606).

[0059] The dynamic bar interface may be extended to view an associated expansion pop-up (e.g. Figs. 4, 6 and 8). At steps 1622-1624, the pop-up interface is invoked in response to user input and the pop-up IF view output. Thereafter, the user may take action such as by moving the thumb wheel or pressing an arrow key on the device to move the focus about the pop-up (step 1626) and in response, the focus is logically moved (step 1628) and the appropriate view determined (step 1630) and output (step 1624). The focus may move to the dynamic bar itself. New events, etc. may be received (step 1632) as described above and the appropriate view (count) determined and output (steps 1630, 1624).

[0060] A user may wish to filter the events or other items previewed via the dynamic bar. An editing sequence may commence to select a date (step 1634) and a search or filtering is performed (step 1636). The view is updated and displayed accordingly (steps 1630 and 1624).

DYNAMIC BAR ORIENTED USER INTERFACE FOR A DEVICE HAVING A
STATUS BAR DISPLAYING STATUS INFORMATION CONCERNING THE
DEVICE.

5 **[0001]** The present invention relates generally to communication devices, and more particularly to a graphical user interface for controlling such a device having a status portion for displaying status information concerning the device.

10 **[0002]** With the proliferation of communications services available on wireless mobile devices, it becomes increasingly complex to create a single device that can excel at many different functions. Many critics claim that a wireless telephone device can never make a good handheld personal digital assistant (PDA) device and a handheld PDA device will never make a good wireless telephone. It is also said that only teenagers are using Instant Messaging (IM) services or Short Message Services (SMS) to exchange messages with friends and acquaintances and that such users should get an entirely different wireless mobile device. However, many users of wireless handheld devices desire to have multiple
15 services and functionality on a single device.

[0003] Representing multiple services and functions to a user on a single wireless mobile device presents a number of challenges to the designer of a user interface, particularly a graphical user interface (GUI), for controlling the device. Wireless devices are usually small relative to less portable computing devices such as laptops and desktop
20 computers. Inherently then, a visual display such as an LCD or other screen component of the wireless mobile device has a small display area.

[0004] Typically, GUIs for wireless mobile devices comprise a main or home screen and one or more sub-screens that may be navigated from the main screen. Typically a mobile device status portion is displayed for displaying status information concerning
25 the mobile device, but this is often the only part of the display that provides dynamic information concerning operation of the device. Notification icons are often rendered on a portion of the main screen to indicate a new event such as the receipt of a new IM message, electronic mail (e-mail) or other service events such as a calendar reminder or alarm and other status information such as time, date and battery life. For each type of
30 service or function available via the device, a graphical image or icon is often rendered on a major portion of the main screen, which icon may be selected by moving a focus or cursor about the interface and selecting the desired item to launch a specific GUI for the selected service or function.

[0005] There is a demand to have information made available to a user quicker than previously available in order to optimize the control of the wireless device. An application icon or information or text (e.g. name or title) describing the application is generally static and as such is not particularly useful for representing changing information associated with the application activated by the icon. Representing current information to a user via a predominantly iconic GUI is difficult. Further, organizing such information in a useful manner to permit a user to better control the device is also problematic.

[0005a] US2003/142125 discloses a method for displaying a plurality of icons on the display of a mobile terminal. The icons are grouped and sorted according to size, with the groupings and sizes being determined according to context category values determined from compared characteristics.

[0006] Accordingly, there is a resulting need for a method and apparatus that addresses one or more of these shortcomings.

[0007] The invention relates to a method, graphical user interface and apparatus for controlling an apparatus.

[0008] In accordance with a first aspect of the invention, there is provided a method of controlling a mobile station using a graphical user interface (GUI) displayed on a display screen of the mobile station, the method comprising: displaying on the display screen a main screen of the GUI, the main screen comprising an application portion occupying a major portion of the main screen, a mobile station status portion for displaying status information concerning the mobile station, and at least one dynamic bar, the at least one dynamic bar being associated with one or more applications on the mobile station, the at least one dynamic bar being configured to expand and collapse via respectively displaying and removing a drop down or pop-up interface in response to respective user input, the drop down or pop-up interface being configured to invoke an application of the one or more applications in response to user input received from input means of the mobile station; managing information concerning events of the one or more applications associated with the at least one dynamic bar; displaying in the drop down or pop-up interface dynamic preview information concerning one or more new events in the one or more applications, the dynamic preview information being determined dynamically from the information managed by the one or more applications and/or information determined from the managed information; invoking an application in response to user

display device 222. A user may navigate from bar to bar such as by using a thumb wheel to position the desired bar at the top of portion 302.

[0051] In the present embodiment, the dynamic bars 1004, 1008, 1012, 1016 and 1020 and expansion pop-ups 1006, 1010, 1014, 1018 and 1022 are associated with various applications and services and/or device functions in accordance with a contextual view of how the mobile station may be used by a user. For example, the label portions 1003, 1007, 1011, 1015 and 1019 denote activities such as “communicate”, “plan”, “entertain” “configure” and “extra”. Communicate bar 1004 and expansion pop-up 1006 is similar to the dynamic bar 304 and associated pop-up 602 of earlier embodiments. With reference to Fig. 11B, plan bar 1008 and expansion pop-up 1010 are associated with calendar and task functions 1102 previewing items (e.g. 1106) for the current day 1104 and additional upcoming days 1108 and 1110. A user may navigate the expansion pop-up and select an item or day to invoke the associated application’s interface, preferably jumping to the item within the application. As discussed with reference to Fig. 9, a search or filter interface may be incorporated into a dynamic bar (e.g. in association with the label portion or in another manner) to define a filter with which to determine preview information to be displayed.

[0052] Entertain bar 1012 and expansion pop-up 1014 is associated with applications for gaming, or presenting or working with media such as a browser, audio application or camera etc. Window 1014 may include links to web pages (e.g. 1112). Entertain bar 1012 may be associated with events, similar to communicate bar 1004, which events may include the availability of new items to download 1114. A count 1113 of game may be displayed in entertain bar 1012 as well. More than one different event type may be monitored and counted as per communicate bar 1004.

[0053] Expansion pop-up 1018 of configure bar illustrates a further optional user interface arrangement whereby associated functions are invoked via an icon based interface comprising a plurality of respective icons 1116 (Fig. 11D) and optional labels 1118. Expansion pop-up 1022 for extras bar 1020 comprises a list of links to respective miscellaneous applications or functions provided by device 202.

[0054] Figs. 12A to 12D further illustrate features of expansion pop-up 1018 for configure bar 1016. A user may navigate expansion pop-up 1018 moving among the icons 1116 (e.g. 1202, 1206, 1210 and 1214). Selecting an icon invokes a dialog (e.g. 1204, 1208, 1212 and 1216) to configure options associated with the function represented by the



Europäisches
Patentamt

European
Patent Office

Office européen
des brevets

Acknowledgement of receipt

We hereby acknowledge receipt of the following subsequently filed document(s):

Submission number	272819	
Application number	EP06125884.4	
Date of receipt	05 September 2007	
Receiving office	European Patent Office, The Hague	
Your reference	1082-0866070905	
Applicant		
Number of applicants	0	
Documents submitted	package-data.xml ep-sfd-request.xml DESCPAMD-2.pdf0866 amend p13 070905.pdf (1 p.) EXRE3-1.pdf0866Ltr.pdf (6 p.)	epf1038.pdf (1 p.) DESCPAMD-1.pdf0866 amend p1-2 070905.pdf (2 p.) DESCPAMD-3.pdf0866 amend p15 070905.pdf (1 p.)
Submitted by	CN=D. Rickard 467,O=Ipulse,C=UK	
Method of submission	Online	
Timestamp of receipt	05 September 2007, 19:09:22 (CEST)	
Digest	EF:1C:CA:A5:9E:04:4E:58:41:FF:BE:D1:16:C7:B5:34:83:A38F:35	

/European Patent Office/



September 5, 2007
your ref : 06125884.4 - 2414
our ref : DJR/ 1082-0866

9-10 Savile Row
London, W1S 3PF, UK
tel: +44 (0) 20 7287 9991 or 7223 4979
fax: +44 (0) 709 230 3813 or
(0) 20 7287 9993
e-mail: partner@ipulse.biz
VAT No. 769 9052 75

European Patent Office
Erhardtstrasse 27,
Munich,
D-80331
Germany

Dear Sirs,

EP (div): Dyanmic Bar Oriented User Interface for a Device Having a Status Bar Displaying Status Information Concerning the Device

Thank you for the combined search and examination communication of 26th June, 2007. Thank you also for issuing this so speedily.

Confirm Proceed

I confirm that the applicant wishes to proceed with this application.

RESPONSE

I enclose new pages 1, 2, 13 and 15 of description in replacement of the corresponding pages as originally filed.

The claims have not been amended. The claims already include reference numerals. The claims have not been placed in the two part form with respect to reference D1 because this would lead to a lack of clarity in the claims. Further, mention of D1 is made in the description, as amended, which is more than adequate to indicate to the reader of the current state of the art and by reference the advance of the current claimed invention over that art, which meets all of the requirements of the EPC. Thus, we consider the two-part form, which is not an obligatory requirement under Rule 29(1)(a), EPC, not to be appropriate for the present application, there is no compulsion under the EPC to do so.

The description part of the specification has been amended to include an acknowledgement of reference D1 and to address the clerical issues kindly identified by the Examiner in section 4 of the communication.

Article 56 EPC - Inventive Step.

The EESR states that the application does not meet the requirements of Articles 52(1) and 56

A list of Practitioners may be inspected at the above address



EPC because claim 1 does not have an inventive step in view of document D1 (US Patent Publication No. 2003/142125) and document D2 (U.S. Patent Publication No. 2003/013483). The Applicant respectfully disagrees with the Examiner's position for the reasons that follow.

D1 concerns an apparatus and method for displaying a plurality of icons on the display of a mobile terminal. The icons are grouped and sorted according to size, with the groupings and sizes being determined according to context category values determined from compared characteristics.

The EESR states that D1 discloses a main screen (obj. 100), having an application portion occupying a major portion of the screen (obj. 100), and a mobile status portion (obj. 100). With respect, object 100 shown in Figure 1 of D1 cannot represent all of the claimed main screen, the application portion, and the mobile status portion. D1 describes object 100 to be a mobile terminal display. While the mobile terminal display appears to have a main screen portion, it is unclear from the Figures and the description of D1 whether the screen of the mobile terminal has an application portion or a mobile status portion for displaying status information concerning the mobile station, as is presently claimed. The EESR further states that the claimed at least one dynamic bars are shown by objects 102, 104, and 106 of Figure 1 of D1. In contrast, objects 102, 104, and 106 are explicitly indicated, for example at paragraph 0021 of D1, as being groups of icons. These groups of icons are created based on comparisons of one or more characteristics associated with corresponding messages and context categories. Icon groupings are entirely different from the claimed dynamic bar. While icons typically provide only a link to a connected program or function, the claimed dynamic bar provides other functions, for example the dynamic bar highlights changing information and may also provide further preview information with the expandable pop-up interface on a number of applications at the same time. It is submitted that it would be clear to one skilled in the art that a group of icons is not the same as the claimed dynamic bar.

The EESR next states that the claimed at least one dynamic bar being associated with one or more applications on the mobile station is equivalent to paragraph 28 of D1, which states that messages may be received from a wireless LAN, a cell phone network, or by other means. The EESR states that, "Hence, message could be of a different nature, e.g. SMS, E-mail, MMS, voice messages with different associated applications depending on the type of message." (emphasis added). With respect, the relevant question is what D1 actually discloses, not what D1 could disclose. Paragraph 0028 pointed to by the EESR simply states that a plurality of messages are received from message sources, which may include wireless LAN, a cell phone network, or by other means. There is nothing in D1 or within the knowledge of one skilled in the art that suggests that a different delivery method for a message requires that a different application deliver or handle the message. Most messaging applications handle messages of all sorts and being delivered by any means. For the most part, methods of electronic communication and the computer subsystems that handle those communications are



independent from the applications that allow the user to manage the content of those communications. This distinction is well understood by those skilled in the art.

Next, the EESR states that D1 discloses, at paragraphs 25-28, the step of managing information concerning events of the one or more applications associated with the at least one dynamic bar. Paragraphs 25-28 describe the context-based grouping of icons, which is the arrangement of the icons on the screen based on some characteristic associated with the icons, such as the type of establishment that the icon represents. Paragraphs 25-28 say nothing of a bar of any kind, whether dynamic or not, and certainly do not teach or suggest managing information concerning events of one or more applications associated with a dynamic bar, as claimed. For example, the dynamic bar may show preview information related to multiple events occurring within the applications that are associated with the dynamic bar. These events may be ongoing and changing, such as the reception of emails by an email application. The claimed management of information concerning events of the one or more applications associated with a dynamic bar extends far beyond what is described in paragraphs 25-28 of D1, which is a mere arrangement of icons based on a single selected, predetermined, and usually non-changing characteristic associated with those icons. Further, the icons disclosed by D1 are arranged in association with a characteristic of the item that the icon represents, not in regards to applications or events associated with those icons. It is submitted that it would be clear to one skilled in the art that an arrangement of icons on a screen as disclosed by D1 is not the same as the claimed management of information concerning events of the one or more applications associated with a dynamic bar.

The EESR then states that the subject matter of claim 1 differs from D1 in that D1 *does not disclose at least one dynamic bar configured to expand and collapse via respectively displaying and removing a drop down or pop-up interface in response to respective user input, the drop-down or pop-up interface being configured to invoke an application of the one or more applications in response to user input received from input means of the mobile station and displaying in the drop down or pop-up interface dynamic preview information concerning one or more new events in the one or more applications, the dynamic preview information being determined dynamically from the information managed by the one or more applications and/or information determined from the managed information; invoking an application in response to user input; and continuously updating the dynamic preview information to be displayed in the drop down or pop-up interface in response to a change in the one or more new events in the one or more applications.*

Therefore, it appears that D1 fails to disclose most elements recited by claim 1. Further, as stated in paragraph 0005 of the application as originally filed, an application icon...is generally static and as such is not particularly useful for representing changing information associated with the application activated by the icon. In contrast, the teachings of D1, which involve the grouping or arrangement of icons to convey information, teach a solution which is entirely

contrary to the direction taken by the solution detailed in the pending claims and described in the description. It is submitted that one skilled in the art would be discouraged from looking to D1 in a search for the solution to the problem solved by the claimed subject matter, as the statement of the problem included in the background section of the application renders D1 irrelevant to the subject matter claimed by the pending claims.

Therefore, the applicant submits that: (i) D1 is entirely deficient in teaching or suggesting most of the features claimed by the pending claims; and (ii) D1 is an improper reference for citation against the pending application because one skilled in the art would be discouraged from looking to D1 in a search for a solution to the problem addressed by the pending application.

The EESR presents the objective technical problem that the application solves as how to present real time status information of one or more applications on multiple detail levels. This statement falls well short of the real technical problem addressed by the present application, as this status information need also be presented to the user in a way that is quicker to access, more convenient, conserves screen space, and gives the user better control of the wireless device as compared to conventional approaches.

The EESR next attempts to cure the deficiencies of D1 with reference to D2. The EESR first states that the person skilled in the art would be motivated towards the claimed solution based on paragraph 42 of D1, which states that "an optional icon selector function 728, for example a magnifying glass selector, allows the user to move over icons on the display to depict further information regarding the icons and to temporarily enlarge the icons of potential interest." This statement falls far short of the solution detailed by the pending claims because the dynamic preview information shown in the claimed dynamic bar is related to new events in the applications associated with the dynamic bar. The information shown in the dynamic bar is not information related to icons, as described in D1. Further, this idea mentioned by D1 is again representative of the prior art approaches that the present application aims to overcome. As stated in paragraph 0005 of the application as originally filed, representing current information to a user via a predominantly iconic GUI is a problem.

D2 relates to a user interface for a PDA style device having a main screen segregated into various screen areas. For the most part, D2 seems to detail the operation of the Microsoft Windows Mobile operating system. D2 seems to devote most of the screen (indicated by reference 15 in FIG. 3) to showing application information. However, this application information is shown in the area 15, which does not appear to be a dynamic bar configured to expand and collapse via respectively displaying and removing a drop down or pop-up interface in response to respective user input, as is presently claimed. Rather, the area 15 appears to be a static portion of the main screen 156, much like a desktop background or wallpaper. If the user wishes to see the application icons, as shown in Figure 7 of D2, it appears that the area 15 must be entirely replaced by application icons, as shown in Figure 7. As such, the teachings of

D2 fail to address the problem that the claimed subject matter seeks to address because D2 is representative of the prior art limitations that the claimed subject matter seeks to overcome, namely the rendering of notifications on a portion of the main screen to indicate new events (see, for example, paragraph 0004 of the application as originally filed). The approach detailed by D2 and as mentioned in the background section of the present application limits the amount of information that can be shown on the screen.

Therefore, the applicant further submits that: (i) D2 is deficient in teaching or suggesting many of the features claimed by the pending claims; and (ii) D2 is an improper reference for citation against the pending application because one skilled in the art would be discouraged from looking to D2 in a search for a solution to the problem addressed by the pending application. Therefore, claim 1 is novel and inventive over D1 and/or D2, whether taken alone or in combination, because both references teach away from the direction of the subject matter disclosed in the pending application and both references fail to teach or suggest the solution recited by claim 1. It is further submitted that independent claim 15 is patentable for the same reasons.

In view of the foregoing, it is submitted that the claims of this application define an invention that is novel over all of the references of record and involves an inventive step thereover. Consequently, it is respectfully submitted that this application is in order for acceptance.

General

Any amendments made by way of the present letter, and the observations contained herein, are made solely for the purposes of the prosecution of this European patent application and without prejudice to the applicant in other jurisdictions.

It should be noted that insofar as any subject matter might otherwise be regarded as having been abandoned or effectively disclaimed by virtue of amendments mentioned above and/or incorporated in the new pages submitted with this letter, the applicants wish to reserve the right to restore such subject matter and/or file a divisional application in respect thereof.

I consider this response to be a full response to the examination communication. However, if there are any remaining objections which may be usefully dealt with by telephone, the Examiner is requested to contact me on +44 (0) 20 7287 9991. I hereby take the precaution of requesting oral proceedings in the event that the Examiner is minded to refuse the application. However, I would prefer to continue prosecution of this application by written correspondence or by telephone interview and request that if further objections remain, a further communication be issued. I note that under the EPC and Guidelines a Summons should not be issued until all outstanding objections have been fully explained in detail with full reasons and the applicant given a complete opportunity to first respond to those objections during written examination. It is only if an impasse is reached that a Summons may be issued.

September 5, 2007

6



Yours sincerely
David Rickard
Authorised Representative



Europäisches
Patentamt

European
Patent office

Office européen
des brevets

Sender:

Mr. David Rickard
26 Mallinson Road,
London SW11 1BP
United Kingdom

Phone: +44 20 7287 9991

Fax: +44 20 7287 9993

E-mail: djr@ipulse.biz

☒ D-80298 München
☎ (+49-89) 2399-0
Tx 523 656 epmu d
Fax (+49-89) 23 99-44 65
☒ P.B. 5818 Patentlaan 2
NL-2280 HV Rijswijk
☎ (+31-70) 340-2040
Tx 31 651 epo nl
Fax (+31-70) 340-30-16
☒ D-10958 Berlin
☎ (+49-30) 25901-0
Fax (+49-30) 25901-840

LETTER ACCOMPANYING SUBSEQUENTLY FILED ITEMS

The document(s) listed below is (are) subsequently filed documents pertaining to the following application:

Application number

06125884.4

Applicant's or representative's reference

1082-0866070905

	Description of document	Original file name	Assigned file name
1	Amended description	0866 amend p1-2 070905.pdf	DESCPAMD-1.pdf
2	Amended description	0866 amend p13 070905.pdf	DESCPAMD-2.pdf
3	Amended description	0866 amend p15 070905.pdf	DESCPAMD-3.pdf
4	Reply to examination report	0866Ltr.pdf	EXRE3-1.pdf

	Fees	Factor applied	Fee schedule	Amount to be paid
--	------	----------------	--------------	-------------------

	Payment	
1	Mode of payment	Not specified

Annotations

Statement

The undersigned hereby declares that the subsequently filed items do NOT contain or are NOT intended to contain any communication relating either to an appeal or to an opposition (OJ EPO 2003, 609: ".....This possibility is not yet available in opposition and appeal proceedings; in such proceedings, therefore, the electronic filing of documents is not admissible.").

Signatures

Place:

Date:

05.September 2007

Signed by:

UK, Ipulse, D. Rickard 467

Capacity:

(Representative)



European Patent Office
80298 MUNICH
GERMANY
Tel.: +49 89 2399 - 0
Fax: +49 89 2399 - 4465

Europäisches
Patentamt

European
Patent Office

Office européen
des brevets

Rickard, David John
26 Mallinson Road
London SW11 1BP
GRANDE BRETAGNE



EPO Customer Services

Tel.: +31 (0)70 340 45 00

Date
30.07.07

Reference 1082-0866	Application No./Patent No. 06125884.4 - 2414
Applicant/Proprietor Research In Motion Limited	

Communication pursuant to Article 96(1) and Rule 51(1) EPC and reference to Article 79(2) EPC

The date on which the European Patent Bulletin mentions the publication of the European search report for the above-identified European patent application (publication number: 1768359) is

25.07.07.

Since the request for examination was filed prior to the transmission of the European search report, you are hereby invited to indicate whether you desire to proceed further with the European patent application.

If you do not reply to this invitation before the end of **six months** after the above-mentioned publication date, the application will be deemed to be withdrawn (Art. 96(3) EPC).

If you wish, you may comment on the extended European search report and amend, where appropriate, the description, claims and drawings (R. 51(1) EPC).

NOTE:

Any designation fees are also payable within **six months** of the above-mentioned publication date (Art. 79(2) EPC).

The period for payment is applicable to extension fees as well.

Receiving Section





European Patent Office
80298 MUNICH
GERMANY
Tel.: +49 89 2399 - 0
Fax: +49 89 2399 - 4465

Europäisches
Patentamt

European
Patent Office

Office européen
des brevets



Rickard, David John
26 Mallinson Road
London SW11 1BP
GRANDE BRETAGNE

EPO Customer Services

Tel.: +31 (0)70 340 45 00

Date

26.06.07

Reference 1082-0866	Application No./Patent No. 06125884.4 - 2414
Applicant/Proprietor Research In Motion Limited	

Communication

The extended European search report is enclosed.

The extended European search report includes, pursuant to Rule 44a EPC, the European search report (R. 44 EPC) or the partial European search report/ declaration of no search (R. 45 EPC) and the European search opinion.

Copies of documents cited in the European search report are attached.

additional set(s) of copies of such documents is (are) enclosed as well.

The following have been approved:

Abstract Title

the Abstract was modified and the definitive text is attached to this communication.

The following figure will be published together with the abstract: 10

Refund of the search fee

If applicable under Article 10 Rules relating to fees, a separate communication from the Receiving Section on the refund of the search fee will be sent later.





The examination is being carried out on the **following application documents:**

Description, Pages

1-16 as originally filed

Claims, Numbers

1-29 as originally filed

Drawings, Sheets

1/11-11/11 as originally filed

- 1 The following documents (Di) are referred to in this communication; the numbering will be adhered to in the rest of the procedure:

D1: US 2003/142125 A1 (SALMIMAA MARJA [FI] ET AL) 31 July 2003 (2003-07-31)

D2: US 2003/013483 A1 (AUSEMS MICHIEL R [US] ET AL) 16 January 2003 (2003-01-16)

D3: US 2003/120957 A1 (PATHIYAL KRISHNA K [CA]) 26 June 2003 (2003-06-26)

- 2 The present application does not meet the requirements of Article 52(1) EPC, because the subject-matter of independent method claim 1 does not involve an inventive step, Article 56 EPC. Claim 1 is therefore not allowable.

- 2.1 The present formulation of independent method claim 1 is such that it appears that most of the following aspects of its subject matter can be read onto prior art document D1, which relates to a method of controlling a mobile station using a graphical user interface displayed on the screen of the mobile station (abstract).

In particular, document D1 discloses the step of displaying on the display screen a main screen of the GUI, the main screen (see para.21; fig.1 obj.100) comprising an application portion occupying a major portion of the screen (fig.1 obj.100), a mobile station status portion (fig.1 obj.100) for displaying status information concerning the mobile station, and at least one dynamic bar (para.21; fig.1 obj.102,104,106), the at



least one dynamic bar being associated with one or more applications on the mobile station (para.28 "The messages may be received from a wireless LAN, a cell phone network, or by other means." Hence messages could be of different nature, e.g. SMS, E-mail, MMS, voice messages with different associated applications depending on the type of message). D1 further discloses the step of managing information concerning events of the one or more applications associated with the at least one dynamic bar (para.25-28);

- 2.2 The subject-matter of claim 1 apparently differs from the disclosure of D1 in that , the at least one dynamic bar is configured to expand and collapse via respectively displaying and removing a drop down or pop-up interface in response to respective user input, the drop down or pop-up interface being configured to invoke an application of the one or more applications in response to user input received from input means of the mobile station and displaying in the drop down or pop-up interface dynamic preview information concerning one or more new events in the one or more applications, the dynamic preview information being determined dynamically from the information managed by the one or more applications and/or information determined from the managed information; invoking an application in response to user input; and continuously updating the dynamic preview information to be displayed in the drop down or pop-up interface in response to a change in the one or more new events in the one or more applications.
- 2.3 Thus the application solves the problem of how to present real time status information of one or more applications on multiple detail levels.
- 2.4 The person skilled in the art utilizing the information of D1, which already gives an indication for the recognition and solution of the above problem (see para.42 "An optional icon selector function 728, for example a magnifying glass selector, allows the user to move over icons on the display **to depict further information regarding the icons** and to temporarily enlarge icons of potential interest."), would find a method disclosed in D2 where a graphical user interface provides multiple areas on its screen, for displaying current or recent application information for respective user applications, each area being related to one application (para.14, fig.3 obj.186,188,190,192,194, fig.4). The skilled person would realize that in D2 the



presented level of details of event information associated with an application is higher than in D1 and that combining the concepts from the methods of both documents would solve the above problem.

The ways of navigating from one information detail level (dynamic bar) to the other information detail level (drop down or pop-up interface) and the way of launching an application associated with a bar are considered to be an implementation measure which lies within the abilities of the skilled person.

It is therefore obvious that the person skilled in the art would combine the teaching of D2 with that of D1 and arrive at the subject matter of claim 1 without any inventive skill.

2.5 The additional features of dependent claims 2-14 are either disclosed by

D1:

- claim 5 (part): para.32,
- claim 10: para.10,11,23,28; fig.1,2,
- claim 12: para.23,28,
- claim 13: para.28,
- claim 14: fig.5,6,

D2:

- claim 2: fig.3 obj.190,192,
- claim 5 (part): para.72 "To launch this application, the user may click...", fig.3 obj.190,192,
- claim 6: Table 2 "SMS Area" , "E-mail Area",
- claim 8: fig.7,

D3:

- claim 3,4: para.15,16,33,37,41,45,52; fig.2,

or seem to be implementation measures not involving any special technical effect. Hence, the additional features of claims 2-14 do not add anything inventive to claim 1.

2.6 The structural features of independent apparatus claim 15 correspond to the already discussed method steps of independent method claim 1. Claim 15 is, therefore, not



inventive.

- 2.7 The structural features of dependent claims 16-28 correspond to the already discussed method steps of claims 2-14. Hence, these claims do either not add anything inventive to claim 15.
- 2.8 The machine-readable medium embodying program code executable by a processor of the mobile station of independent claim 29 corresponds to the already discussed method steps of independent method claim 1. Claim 29 is, therefore, not inventive.
- 3 At the moment it is not identifiable which part of the application could serve for a basis of a new claim which would fulfil the requirements of Article 52(1) and 56 EPC.
- 4 Clerical errors to be corrected:
page 1 line 26 "if"->"is"
page 13 line 6 "1002"->"1003"
page 13 line 11 "1006"->"1106" ; "1004"->"1104"
page 13 line 12 "1008"->"1108"
page 13 line 23 "same"->"game"
page 13 line 27 "Fig. 11C"->"Fig. 11D"
page 15 line 10 "paricualr"->"particular"
page 15 line 24 "my"->"by"
- 5 If, despite the above objections, the applicant intends to proceed further with the present application and is of the opinion that the application does in fact contain subject-matter that could support a patentable claim, then a new claim should be filed, setting out what is considered to be the inventive contribution to the art.
- 5.1 In order to meet the requirements of Rule 29(1) EPC, the independent claims should be cast in the two part form, with those features which in combination are disclosed by the closest prior art D1 placed in the preamble.
- 5.2 The description (pages 2-3) should be brought into conformity with the new claims to be filed (Rule 27(1)(c) EPC).

**Bescheid/Protokoll (Anlage)**Datum
Date
Date cf Form 1507**Communication/Minutes (Annex)**Blatt
Sheet
Feuille 5**Notification/Procès-verbal (Annexe)**Anmelde-Nr.:
Application No.: 06 125 884.4
Demande n°:

- 5.3 In order to fulfil the requirements of Rule 27(1)(b) EPC, the document D1 should be identified in the introductory part of the description and the relevant background art disclosed therein briefly discussed, preferably in such a way that the inventive merit of what is claimed can be readily understood.
- 5.4 The attention of the Applicant is drawn to the fact that the application may not be amended in such a way that it contains subject-matter which extends beyond the content of the application as filed (Article 123(2) EPC).

In order to facilitate the examination of the conformity of the amended application with the requirements of Article 123(2) EPC, the Applicants is requested to clearly identify the amendments carried out, irrespective of whether they concern amendments by addition, replacement or deletion, and to indicate the passages in the application as filed on which these amendments are based (Guidelines E-II-1).



DOCUMENTS CONSIDERED TO BE RELEVANT			
Category	Citation of document with indication, where appropriate, of relevant passages	Relevant to claim	CLASSIFICATION OF THE APPLICATION (IPC)
Y	US 2003/142125 A1 (SALMIMAA MARJA [FI] ET AL) 31 July 2003 (2003-07-31) * abstract; figures 1-7 * * paragraphs [0009] - [0011], [0021] - [0023], [0025], [0026], [0028], [0032], [0033], [0036], [0042] * -----	1-3, 5-17, 19-29	INV. H04M1/247 G06F3/048 ADD. H04M1/725
Y	US 2003/013483 A1 (AUSEMS MICHIEL R [US] ET AL) 16 January 2003 (2003-01-16) * abstract; figures 1-5,7 * * paragraphs [0014] - [0019], [0067], [0069], [0070], [0072]; table 2 * -----	1-29	
Y	US 2003/120957 A1 (PATHIYAL KRISHNA K [CA]) 26 June 2003 (2003-06-26) * abstract; figures 1-7 * * paragraphs [0015], [0016], [0031] - [0033], [0037], [0041], [0045], [0052]; claims 28,29 * -----	1,3,4,7, 15,17, 18,21,29	
Y	US 5 617 526 A (ORAN DANIEL P [US] ET AL) 1 April 1997 (1997-04-01) * column 1, lines 13-57 * * column 2, lines 46-62 * * column 3, lines 48-63 * * column 4, lines 3-55 * * abstract; figures 1-10 * -----	1,2,15, 16,29	
The present search report has been drawn up for all claims			
Place of search Munich		Date of completion of the search 20 June 2007	Examiner Teiwes, Jürgen
CATEGORY OF CITED DOCUMENTS X : particularly relevant if taken alone Y : particularly relevant if combined with another document of the same category A : technological background O : non-written disclosure P : intermediate document		T : theory or principle underlying the invention E : earlier patent document, but published on, or after the filing date D : document cited in the application L : document cited for other reasons & : member of the same patent family, corresponding document	

8 EPO FORM 1503 03.82 (P04C01)

**ANNEX TO THE EUROPEAN SEARCH REPORT
ON EUROPEAN PATENT APPLICATION NO.**

EP 06 12 5884

This annex lists the patent family members relating to the patent documents cited in the above-mentioned European search report. The members are as contained in the European Patent Office EDP file on
The European Patent Office is in no way liable for these particulars which are merely given for the purpose of information.

20-06-2007

Patent document cited in search report		Publication date	Patent family member(s)	Publication date
US 2003142125	A1	31-07-2003	NONE	

US 2003013483	A1	16-01-2003	NONE	

US 2003120957	A1	26-06-2003	NONE	

US 5617526	A	01-04-1997	NONE	

EPO FORM P0459

For more details about this annex : see Official Journal of the European Patent Office, No. 12/82



European Patent Office
80298 MUNICH
GERMANY
Tel.: +49 89 2399 - 0
Fax: +49 89 2399 - 4465

Europäisches
Patentamt

European
Patent Office

Office européen
des brevets

Rickard, David John
26 Mallinson Road
London SW11 1BP
GRANDE BRETAGNE



EPO Customer Services

Tel.: +31 (0)70 340 45 00

Date

28.02.07

Reference 1082-0866	Application No./Patent No. 06125884.4 - 2414
Applicant/Proprietor Research In Motion Limited	

Notification of European publication number and information on the application of Article 67(3) EPC

You are hereby informed that the technical preparations for the publication of the above-mentioned European patent application have been completed.

The application will be published on 28.03.07 without the European search report.

The publication number is: 1768359.

The publication will be mentioned in European Patent Bulletin number 2007/13.
(http://www.european-patent-office.org/e_pub/bulletin/index.htm).

The provisional protection under Article 67(1) and (2) EPC in the individual contracting states becomes effective only when the conditions referred to in Article 67(3) EPC have been fulfilled. For further information, also with respect to extension states, please refer to the EPO brochure "National Law relating to the EPC" (<http://www.european-patent-office/legal/national/index.htm>).

The title of the invention in the three official languages of the European Patent Office is worded as follows:

Benutzerschnittstelle mit dynamischer Leiste für ein Gerät mit einer Statusleiste, Statusinformationen das Gerät betreffend anzeigend
Dynamic bar oriented user interface for a device having a status bar displaying status information concerning the device
Interface utilisateur avec barre dynamique pour un dispositif ayant une status barre affichagant l'informations d'état concernant le dispositif

In all future communications to the EPO, please quote the application number as indicated above, i.e. including the final four figures (which identify the Directorate responsible for the subsequent procedure).



Date

Sheet 2

Application No. 06125884.4

REMARK:

For European patent applications with a date of publication after 01.04.05, no paper copies will be forwarded to the applicant any longer. The publication can be downloaded, free of charge, from the EPO publication server <https://publications.european-patent-office.org> or can be ordered from the Vienna sub-office upon payment of a fee (see Decision of the President of the EPO dated 22 December 2004, OJ 2005, 124 and Notice from the EPO dated 22 December 2004 concerning the introduction of electronic publication of European patent applications (A-documents) and European patent specifications (B-documents) as well as changes to Rules 51(4), 54 and 108 EPC, OJ EPO 2005, 126).

Receiving Section





European Patent Office
80298 MUNICH
GERMANY
Tel.: +49 89 2399 - 0
Fax: +49 89 2399 - 4465

Europäisches
Patentamt

European
Patent Office

Office européen
des brevets

Rickard, David John
26 Mallinson Road
London SW11 1BP
GRANDE BRETAGNE



EPO Customer Services

Tel.: +31 (0)70 340 45 00

Date 23-01-2007

Reference 1082-0866	Application No./Patent No. 06125884.4 - 2414
Applicant/Proprietor Research In Motion Limited	

Communication referring to the designation/extension of states

- In a European patent application only those States can be designated for which the European Patent Convention has entered into force by the date of filing.
- The extension of European patent applications and patents may be requested only for those States for which extension agreements with the EPO have entered into force by the date of filing.

This was not the case for

- In the above-mentioned European divisional application the designation of the following contracting State(s) and/or the request for extension of the European patent to

BA (Bosnia and Herzegovina)

is void since the relevant State(s) was (were) not designated in the earlier (parent) application (Art. 76(2) EPC).

- Switzerland and Liechtenstein may only be designated jointly. Only one designation fee is due for this joint designation (Art. 2 par. 3a. RFees).

For this reason, the overpayment amounting ~~XXXXXX~~ will be booked on LV (Letvia) ~~XXXXXX~~ d.

Receiving Section



Pozzi, Sandra



January 18, 2007
your ref : 06125884.4
our ref : DJR/ 258/ 1082-0866

9-10 Savile Row
London, W1S 3PF, UK
tel: +44 (0) 20 7287 9991 or 7223 4979
fax: +44 (0) 709 230 3813 or
(0) 20 7287 9993
e-mail: partner@ipulse.biz
VAT No. 769 9052 75

CONFIDENTIAL

Fax Communication

to
European Patent Office

fax no +49 89 2399 4465
from David Rickard

Total No Pages:

This message is sent in confidence to the addressee only. It may contain legally privileged information. The contents are not to be disclosed to anyone other than the addressee. Unauthorised recipients are requested to preserve this confidentiality and to advise the sender immediately of any error in transmission. Thank you.

Dear Sirs,

EP (div): Dyanmic Bar Oriented User Interface for a Device Having a Status Bar Displaying Status Information Concerning the Device

I refer to my telephone conversation with Ms Sandra Pozzi today.

I confirm that LT and LV should be changed to extension states and BA should be removed as an extension state in this application. The additional extension state fee of 102 Euro should be deducted from our account identified in the application.

If you have any queries please do not hesitate to contact me.

Yours sincerely


David Rickard
(Authorised Representative)

A list of Practitioners may be inspected at the above address

This fax has been created digitally and will not have been signed by the sender unless it has been sent via a manual fax machine. If you wish to verify its status or have any other queries please contact the sender as shown above.

-----
Telefonische Rücksprache / Consultation by telephone / Entretien téléphonique

Mit dem Anmelder Vertreter
With the applicant representative
Avec le demandeur mandataire

und zwar / i.e. / c'est-à-dire

mit / with / avec : Mr. David Rickard
.....

Anmeldung Nr. / Application No. / Demande N° 06125884.4

Gegenstand / Subject / Objet :

Mr. Rickard was informed, that he has chosen wrongly
BA as an extension state. He must not change the states
compared to the parental appl.

They have paid for 5 expt states and he has chosen LV instead of
BA by phone. He also declared that they will pay the 6. expt state LT

Rijswijk, 18-01-2007 11.30 h
..... /

Datum/date

Uhrzeit/time/heure

Pozzi, Sandra
.....

Unterschrift/signature

Abstract

Method and user interface for controlling an apparatus are provided. At least one dynamic bar is provided for displaying on a main screen of a graphical user interface for controlling the apparatus in addition to a mobile station status portion for displaying status

- 5 information concerning the mobile station. Each dynamic bar is associated with respective one or more interfaces for applications and/or functions provided by the apparatus and each dynamic bar has a pop-up interface for providing at least one of preview information determined from information managed by the applications and/or functions and links to invoke said respective interfaces.

10



Europäisches
Patentamt

European
Patent Office

Office européen
des brevets

Acknowledgement of receipt

We hereby acknowledge receipt of your request for grant of a European patent as follows:

Submission number	182881	
Application number	EP06125884.4	
File No. to be used for priority declarations	EP06125884	
Date of receipt	12 December 2006	
Your reference	1082-0866	
Applicant	Research In Motion Limited	
Country	CA	
Title	Dyanmic Bar Oriented User Interface for a Device Having a Status Bar Displaying Status Information Concerning the Device	
Documents submitted	package-data.xml ep-request.xml SPECEPO.pdf\0866div spec.pdf (23 p.) OTHER-1.pdf\PACE request.pdf (1 p.)	ep-request.pdf (3 p.) application-body.xml DRAW.pdf\0866drws.pdf (11 p.) F1002-1.pdf (1 p.)
Submitted by	CN=D. Rickard 467,O=Ipulse,C=GB	
Method of submission	Online	
Date and time receipt generated	12 December 2006, 11:52:05 (CET)	
Official Digest of Submission	A7:38:CF:57:72:AC:BB:9E:B0:83:5E:83:A8:2F:FB:DF:B5:27:26:F0	

/European Patent Office/

Claims:

1. A method of controlling a mobile station (202) using a graphical user interface (GUI) (302) displayed on a display screen (222) of the mobile station (202), the method
5 comprising:
 - displaying on the display screen (222) a main screen (300) of the GUI (302), the main screen (300) comprising an application portion (302) occupying a major portion of the main screen (300), a mobile station status portion (306) for displaying status information concerning the mobile station (202), and at least one dynamic bar (304), the at
10 least one dynamic bar (304) being associated with one or more applications on the mobile station (202), the at least one dynamic bar (304) being configured to expand and collapse via respectively displaying and removing a drop down or pop-up interface (407) in response to respective user input, the drop down or pop-up interface (407) being configured to invoke an application of the one or more applications in response to user
15 input received from input means of the mobile station (202);
 - managing information concerning events of the one or more applications associated with the at least one dynamic bar (304);
 - displaying in the drop down or pop-up interface (407) dynamic preview information concerning one or more new events in the one or more applications, the
20 dynamic preview information being determined dynamically from the information managed by the one or more applications and/or information determined from the managed information;
 - invoking an application in response to user input; and
 - continuously updating the dynamic preview information to be displayed in the
25 drop down or pop-up interface (407) in response to a change in the one or more new events in the one or more applications.
2. The method of claim 1, wherein the at least one dynamic bar (304) comprises a label portion (308) and limited dynamic preview information selected from available
30 dynamic preview information concerning the one or more applications.

3. The method of claim 2, wherein the at least one dynamic bar (304) further comprises one or more application icons, each application icon having displayed adjacent thereto limited dynamic preview information concerning the respective application.
- 5 4. The method of any one of claims 1 to 3, wherein the dynamic preview information in the at least one dynamic bar (304) comprises one or both of a count of new events and details concerning the one or more new events.
- 10 5. The method of any one of claims 1 to 4, wherein the dynamic preview information in the drop down or pop-up interface (407) comprises a list of entries concerning at least some of the one or more new events in the one or more applications, the at least one dynamic bar (304) being configured to invoke the respective one or more applications in response to user input selecting one of the entries in the list.
- 15 6. The method of 5, wherein the drop down or pop-up interface (407) is configured to display a new event on the main screen (300) in response to user input selecting one of the entries in the list.
- 20 7. The method of any one of claims 1 to 4, wherein the dynamic preview information in the drop down or pop-up interface (407) comprises a listing of services (604) associated with the at least one dynamic bar (304), each entry in the listing (604) comprising a count (608) of one or more new events associated with the respective service and a link (610) to invoke the respective service in response to user input.
- 25 8. The method of any one of claims 1 to 6, wherein the application portion (302) comprises a plurality of application icons (312) or a list of bars (702), individual icons (312) or bars (702) in the application portion (302) being selectable by the user to invoke the respective application.

9. The method of any one of claims 2 to 7, wherein the label portion (308) represents a filter date used as a criterion by a filter applied in dynamically determining the dynamic preview information, wherein the filter date is capable of being changed by the user, wherein in response to a new filter date being provided by the user, the filter is re-applied
5 for the new filter date to dynamically re-determine and update the dynamic preview information, and wherein the label portion (308) is re-displayed in the dynamic bar (304) with a label corresponding to the new filter date.

10. The method of any one of claims 1 to 9, wherein the one or more applications are
10 associated with the at least one dynamic bar (304) according to predetermined logical relationships between the one or more applications.

11. The method of claim 10, wherein the label portion (308) is based on at least one of the predetermined logical relationships.
15

12. The method of claim 10 or 11, wherein the predetermined logical relationships are contextual relationships based on a manner in which a user of the mobile station may use the one or more applications and/or functional relationships based on functions that may be performed by the one or more application.
20

13. The method of any one of claims 1 to 12, wherein the one or more applications associated with the at least one dynamic bar (304) are configurable by the user of the mobile station.

25 14. The method of any one of claims 1 to 13, wherein the main screen (300) comprises a plurality of dynamic bars (304), each dynamic bar (304) having associated with it respective ones of said one or more applications.

15. A mobile station (202), comprising:

a display screen (222) for displaying thereon a graphical user interface (GUI) (302);

input means for receiving input from a user of the mobile station (202);

5 means for displaying on the display screen (222) a main screen (300) of the GUI (302), the main screen (300) comprising an application portion (302) occupying a major portion of the main screen (300), a mobile station status portion (306) for displaying status information concerning the mobile station (202), and at least one dynamic bar (304) for controlling the operation of the mobile station (202), the at least one dynamic bar (304) being associated with one or more applications on the mobile station (202), the at least one dynamic bar (304) being configured to expand and collapse via respectively displaying and removing a drop down or pop-up interface (407) in response to respective user input, the drop down or pop-up interface (407) being configured to invoke an application of the one or more applications in response to user input received by the input means;

10 means for managing information concerning events of the one or more applications associated with the at least one dynamic bar (304);

means for displaying in the drop down or pop-up interface (407) dynamic preview information concerning one or more new events in the one or more applications, the dynamic preview information being determined dynamically from the information managed by the one or more applications and/or information determined from the managed information;

15 means for invoking an application in response to user input; and

means for continuously updating the dynamic preview information to be displayed in the drop down or pop-up interface (407) in response to a change in the one or more new events in the one or more applications.

16. The mobile station (202) of claim 15, wherein the at least one dynamic bar (304) comprises a label portion (308) and limited dynamic preview information selected from available dynamic preview information concerning the one or more applications.

30

17. The mobile station (202) of claim 16, wherein the at least one dynamic bar (304) further comprises one or more application icons, each application icon having displayed adjacent thereto limited dynamic preview information concerning the respective application.

5

18. The mobile station (202) of any one of claims 15 to 17, wherein the dynamic preview information in the at least one dynamic bar (304) comprises one or both of a count of new events and details concerning the one or more new events.

10 19. The mobile station (202) of any one of claims 15 to 18, wherein the dynamic preview information in the drop down or pop-up interface (407) comprises a list of entries concerning at least some of the one or more new events in the one or more applications, the at least one dynamic bar (304) being configured to invoke the respective one or more applications in response to user input selecting one of the entries in the list.

15

20. The mobile station (202) of 19, wherein the drop down or pop-up interface (407) is configured to display a new event on the main screen (300) in response to user input selecting one of the entries in the list.

20 21. The mobile station (202) of any one of claims 15 to 18, wherein the dynamic preview information in the drop down or pop-up interface (407) comprises a listing of services (604) associated with the at least one dynamic bar (304), each entry in the listing (604) comprising a count (608) of one or more new events associated with the respective service and a link (610) to invoke the respective service in response to user input.

25

22. The mobile station (202) of any one of claims 15 to 21, wherein the application portion (302) comprises a plurality of application icons (312) or a list of bars (702), individual icons (312) or bars (702) in the application portion (302) being selectable by the user to invoke the respective application.

30

23. The mobile station (202) of any one of claims 16 to 21, wherein the label portion (308) represents a filter date used as a criterion by a filter applied in dynamically determining the dynamic preview information, wherein the filter date is capable of being changed by the user, wherein in response to a new filter date being provided by the user,
5 the filter is re-applied for the new filter date to dynamically re-determine and update the dynamic preview information, and wherein the label portion (308) is re-displayed in the at least one dynamic bar (304) with a label corresponding to the new filter date.

24. The mobile station (202) of any one of claims 15 to 23, wherein the one or more
10 applications are associated with the at least one dynamic bar (304) according to predetermined logical relationships between the one or more applications.

25. The mobile station (202) of claim 24, wherein label portion (308) is based on at
15 least one of the predetermined logical relationships.

26. The mobile station (202) of claim 24 or 25, wherein the predetermined logical relationships are contextual relationships based on a manner in which a user of the mobile station may use the one or more applications and/or functional relationships based on functions that may be performed by the one or more application.
20

27. The mobile station (202) of any one of claims 15 to 26, wherein the one or more applications associated with the at least one dynamic bar (304) are configurable by the user of the mobile station.

28. The mobile station (202) of any one of claims 15 to 27, wherein the main screen (300) comprises a plurality of dynamic bars (304), each of said dynamic bars (304) being associated with respective ones of said one or more applications.
25

29. A machine-readable medium embodying program code executable by a processor
30 of the mobile station (202) of any one of claims 15 to 28 for implementing the method of any one of claims 1 to 14.

DYNAMIC BAR ORIENTED USER INTERFACE FOR A DEVICE HAVING A
STATUS BAR DISPLAYING STATUS INFORMATION CONCERNING THE
DEVICE.

5 [0001] The present invention relates generally to communication devices, and more particularly to a graphical user interface for controlling such a device having a status portion for displaying status information concerning the device.

[0002] With the proliferation of communications services available on wireless mobile devices, it becomes increasingly complex to create a single device that can excel at
10 many different functions. Many critics claim that a wireless telephone device can never make a good handheld personal digital assistant (PDA) device and a handheld PDA device will never make a good wireless telephone. It is also said that only teenagers are using Instant Messaging (IM) services or Short Message Services (SMS) to exchange messages with friends and acquaintances and that such users should get an entirely different wireless
15 mobile device. However, many users of wireless handheld devices desire to have multiple services and functionality on a single device.

[0003] Representing multiple services and functions to a user on a single wireless mobile device presents a number of challenges to the designer of a user interface, particularly a graphical user interface (GUI), for controlling the device. Wireless devices
20 are usually small relative to less portable computing devices such as laptops and desktop computers. Inherently then, a visual display such as an LCD or other screen component of the wireless mobile device has a small display area.

[0004] Typically, GUIs for wireless mobile devices comprise a main or home screen and one or more sub-screens that may be navigated from the main screen. Typically
25 a mobile device status portion is displayed for displaying status information concerning the mobile device, but this is often the only part of the display that provides dynamic information concerning operation of the device. Notification icons are often rendered on a portion of the main screen to indicate a new event such as the receipt of a new IM message, electronic mail (e-mail) or other service events such as a calendar reminder or
30 alarm and other status information such as time, date and battery life. For each type of service or function available via the device, a graphical image or icon is often rendered on a major portion of the main screen, which icon may be selected by moving a focus or

cursor about the interface and selecting the desired item to launch a specific GUI for the selected service or function.

[0005] There is a demand to have information made available to a user quicker than previously available in order to optimize the control of the wireless device. An application icon or information or text (e.g. name or title) describing the application is generally static and as such is not particularly useful for representing changing information associated with the application activated by the icon. Representing current information to a user via a predominantly iconic GUI is difficult. Further, organizing such information in a useful manner to permit a user to better control the device is also problematic.

[0006] Accordingly, there is a resulting need for a method and apparatus that addresses one or more of these shortcomings.

GENERAL

[0007] The invention relates to a method, graphical user interface and apparatus for controlling an apparatus.

[0008] In accordance with a first aspect of the invention, there is provided a method of controlling a mobile station using a graphical user interface (GUI) displayed on a display screen of the mobile station, the method comprising: displaying on the display screen a main screen of the GUI, the main screen comprising an application portion occupying a major portion of the main screen, a mobile station status portion for displaying status information concerning the mobile station, and at least one dynamic bar, the at least one dynamic bar being associated with one or more applications on the mobile station, the at least one dynamic bar being configured to expand and collapse via respectively displaying and removing a drop down or pop-up interface in response to respective user input, the drop down or pop-up interface being configured to invoke an application of the one or more applications in response to user input received from input means of the mobile station; managing information concerning events of the one or more applications associated with the at least one dynamic bar; displaying in the drop down or pop-up interface dynamic preview information concerning one or more new events in the one or more applications, the dynamic preview information being determined dynamically from the information managed by the one or more applications and/or information determined from the managed information; invoking an application in response to user

input; and continuously updating the dynamic preview information to be displayed in the drop down or pop-up interface in response to a change in the one or more new events in the one or more applications.

[0009] In accordance with a second aspect of the invention, there is provided
5 amobile station, comprising: a display screen for displaying thereon a graphical user interface (GUI); input means for receiving input from a user of the mobile station; means for displaying on the display screen a main screen of the GUI, the main screen comprising an application portion occupying a major portion of the main screen, a mobile station status portion for displaying status information concerning the mobile station, and at least
10 one dynamic bar for controlling the operation of the mobile station, the at least one dynamic bar being associated with one or more applications on the mobile station, the at least one dynamic bar being configured to expand and collapse via respectively displaying and removing a drop down or pop-up interface in response to respective user input, the drop down or pop-up interface being configured to invoke an application of the one or
15 more applications in response to user input received by the input means; means for managing information concerning events of the one or more applications associated with the at least one dynamic bar; means for displaying in the drop down or pop-up interface dynamic preview information concerning one or more new events in the one or more applications, the dynamic preview information being determined dynamically from the
20 information managed by the one or more applications and/or information determined from the managed information; means for invoking an application in response to user input; and means for continuously updating the dynamic preview information to be displayed in the drop down or pop-up interface in response to a change in the one or more new events in the one or more applications.

25 [0010] These and other aspects will be apparent to persons of ordinary skill in the art including a computer program product such as a machine readable medium storing computer program code executable to perform a method aspect of the invention.

BRIEF DESCRIPTION OF THE DRAWINGS

30 [0011] Embodiments of present invention will now be described by way of example with reference to attached figures, wherein:

[0012] Fig. 1 is a block diagram which illustrates pertinent components of a wireless communication device which communicates within a wireless communication network in accordance with the prior art;

[0013] Fig. 2 is a more detailed diagram of a preferred wireless communication device of Fig. 1 in accordance with the prior art;

[0014] Fig. 3 is an illustration of an example of a main screen of a graphical user interface, in accordance with an embodiment of the invention, for a wireless communication device such as the devices of Figs. 1 and 2;

[0015] Fig. 4 is an illustration of the main screen of Fig. 3 following a user action;

10 [0016] Fig. 5 is an illustration of an example of a main screen of a graphical user interface, in accordance with a further embodiment of the invention;

[0017] Fig. 6 is an illustration of the main screen of Fig. 5 following a user action;

[0018] Fig. 7 is an illustration of an example of a main screen, in accordance with another embodiment of the invention, for a wireless communication device such as the devices of Figs. 1 and 2;

[0019] Figs. 8 and 9 are illustrations of the main screen of Fig. 7 following respective user actions; and

[0020] Fig. 10 is an illustration of an example of a main screen, in accordance with another embodiment of the invention, for a wireless communication device such as the devices of Figs. 1 and 2;

[0021] Figs. 11A to 11D are illustrations of particular views of the main screen of Fig. 10;

[0022] Figs. 12A to 12D are detailed illustrations of the screen of F11D in accordance with an embodiment of the invention;

25 [0023] Figs. 13A to 13C are respective illustrations of Figs. 11A to 11C. following user action in accordance with an embodiment of the invention;

[0024] Fig. 14 is an illustration of an example of a main screen, in accordance with another embodiment of the invention, for a wireless communication device such as the devices of Figs. 1 and 2;

30 [0025] Figs. 15A to 15C are illustrations of particular views of the main screen of Fig. 14 in accordance with an embodiment of the invention;

[0026] Figs. 16 and 17 are flowcharts for operations of a user interface in accordance with embodiments of the invention.

DESCRIPTION OF PREFERRED EMBODIMENTS

[0027] Fig. 1 is a block diagram of a communication system 100 which includes a mobile station 102 which communicates through a wireless communication network 104 symbolized by a station. Mobile station 102 preferably includes a visual display 112, a keyboard 114, and perhaps one or more auxiliary user interfaces (UI) 116, each of which are coupled to a controller 106. Controller 106 is also coupled to radio frequency (RF) transceiver circuitry 108 and an antenna 110.

[0028] Typically, controller 106 is embodied as a central processing unit (CPU) which runs operating system software in a memory component (not shown). Controller 106 will normally control overall operation of mobile station 102, whereas signal processing operations associated with communication functions are typically performed in RF transceiver circuitry 108. Controller 106 interfaces with device display 112 to display received information, stored information, user inputs, and the like. Keyboard 114, which may be a telephone type keypad, full alphanumeric keyboard or full or condensed QWERTY keypad, is normally provided for entering data for storage in mobile station 102, information for transmission to network 104, a telephone number to place a telephone call, commands to be executed on mobile station 102, and possibly other or different user inputs.

[0029] Mobile station 102 sends communication signals to and receives communication signals from the wireless network 104 over a wireless link via antenna 110. RF transceiver circuitry 108 performs functions similar to those of a base station and a base station controller (BSC) (not shown), including for example modulation/demodulation and possibly encoding/decoding and encryption/decryption. It is also contemplated that RF transceiver circuitry 108 may perform certain functions in addition to those performed by a BSC. It will be apparent to those skilled in art that RF transceiver circuitry 108 will be adapted to particular wireless network or networks in which mobile station 102 is intended to operate.

[0030] Mobile station 102 includes a battery interface (IF) 134 for receiving one or more rechargeable batteries 132. Battery 132 provides electrical power to electrical circuitry in mobile station 102, and battery IF 132 provides for a mechanical and electrical connection for battery 132. Battery IF 132 is coupled to a regulator 136 which regulates power to the device. When mobile station 102 is fully operational, an RF transmitter of

RF transceiver circuitry 108 is turned on only when it is sending to network, and is otherwise turned off or placed in a low-power mode to conserve power. Similarly, an RF receiver of RF transceiver circuitry 108 is typically periodically turned off to conserve power until it is needed to receive signals or information (if at all) during designated time periods.

[0031] Mobile station 102 operates using a Subscriber Identity Module (SIM) 140 which is connected to or inserted in mobile station 102 at a SIM interface (IF) 142. SIM 140 is one type of a conventional “smart card” used to identify an end user (or subscriber) of mobile station 102 and to personalize the device, among other things. Without SIM 140, the mobile station terminal is not fully operational for communication through the wireless network. By inserting SIM 140 into mobile station 102, an end user can have access to any and all of his/her subscribed services. SIM 140 generally includes a processor and memory for storing information. Since SIM 140 is coupled to SIM IF 142, it is coupled to controller 106 through communication lines 144. In order to identify the subscriber, SIM 140 contains some user parameters such as an International Mobile Subscriber Identity (IMSI). An advantage of using SIM 140 is that end users are not necessarily bound by any single physical mobile station. SIM 140 may store additional user information for the mobile station as well, including date book (or calendar) information and recent call information.

[0032] Mobile station 102 may consist of a single unit, such as a data communication device, a multiple-function communication device with data and voice communication capabilities, a personal digital assistant (PDA) enabled for wireless communication, or a computer incorporating an internal modem. Alternatively, mobile station 102 may be a multiple-module unit comprising a plurality of separate components, including but in no way limited to a computer or other device connected to a wireless modem. In particular, for example, in the mobile station block diagram of Fig. 1, RF transceiver circuitry 108 and antenna 110 may be implemented as a radio modem unit that may be inserted into a port on a laptop computer. In this case, the laptop computer would include display 112, keyboard 114, one or more auxiliary UIs 116, and controller 106 embodied as the computer’s CPU. It is also contemplated that a computer or other equipment not normally capable of wireless communication may be adapted to connect to and effectively assume control of RF transceiver circuitry 108 and antenna 110 of a single-unit device such as one of those described above. Such a mobile station 102 may have a

more particular implementation as described later in relation to mobile station 202 of Fig. 2.

[0033] Fig. 2 is a detailed block diagram of a preferred mobile station 202.

Mobile station 202 is preferably a two-way communication device having at least voice and advanced data communication capabilities, including the capability to communicate with other computer systems. Depending on the functionality provided by mobile station 202, it may be referred to as a data messaging device, a two-way pager, a cellular telephone with data messaging capabilities, a wireless Internet appliance, or a data communication device (with or without telephony capabilities). Mobile station 202 may communicate with any one of a plurality of fixed transceiver stations 200 within its geographic coverage area.

[0034] Mobile station 202 will normally incorporate a communication subsystem 211, which includes a receiver, a transmitter, and associated components, such as one or more (preferably embedded or internal) antenna elements and, local oscillators (LOs), and a processing module such as a digital signal processor (DSP) (all not shown). Communication subsystem 211 is analogous to RF transceiver circuitry 108 and antenna 110 shown in Fig. 1. As will be apparent to those skilled in field of communications, particular design of communication subsystem 211 depends on the communication network in which mobile station 202 is intended to operate.

[0035] Network access is associated with a subscriber or user of mobile station 202 and therefore mobile station 202 requires a Subscriber Identity Module or "SIM" card 262 to be inserted in a SIM IF 264 in order to operate in the network. SIM 262 includes those features described in relation to Fig. 1. Mobile station 202 is a battery-powered device so it also includes a battery IF 254 for receiving one or more rechargeable batteries 256. Such a battery 256 provides electrical power to most if not all electrical circuitry in mobile station 202, and battery IF 254 provides for a mechanical and electrical connection for it. The battery IF 254 is coupled to a regulator (not shown) which provides power V+ to all of the circuitry.

[0036] Mobile station 202 includes a microprocessor 238 (which is one implementation of controller 106 of Fig. 1) which controls overall operation of mobile station 202. Communication functions, including at least data and voice communications, are performed through communication subsystem 211. Microprocessor 238 also interacts with additional device subsystems such as a display 222, a flash memory 224, a random

access memory (RAM) 226, auxiliary input/output (I/O) subsystems 228, a serial port 230, a keyboard 232, a speaker 234, a microphone 236, a short-range communications subsystem 240, and any other device subsystems generally designated at 242. Some of the subsystems shown in Fig. 2 perform communication-related functions, whereas other
5 subsystems may provide “resident” or on-device functions. Notably, some subsystems, such as keyboard 232 and display 222, for example, may be used for both communication-related functions, such as entering a text message for transmission over a communication network, and device-resident functions such as a calculator or task list. Operating system software used by microprocessor 238 is preferably stored in a persistent store such as flash
10 memory 224, which may alternatively be a read-only memory (ROM) or similar storage element (not shown). Those skilled in the art will appreciate that the operating system, specific device applications, or parts thereof, may be temporarily loaded into a volatile store such as RAM 226.

[0037] Microprocessor 238, in addition to its operating system functions,
15 preferably enables execution of software applications on mobile station 202. A predetermined set of applications which control basic device operations, including at least data and voice communication applications, will normally be installed on mobile station 202 during its manufacture. A preferred application that may be loaded onto mobile station 202 may be a personal information manager (PIM) application having the ability to
20 organize and manage data items relating to the user such as, but not limited to, instant messaging (IM), e-mail, calendar events, voice mails, appointments, and task items. Naturally, one or more memory stores are available on mobile station 202 and SIM 262 to facilitate storage of PIM data items and other information.

[0038] The PIM application preferably has the ability to send and receive data
25 items via the wireless network. In a preferred embodiment, PIM data items are seamlessly integrated, synchronized, and updated via the wireless network, with the mobile station user’s corresponding data items stored and/or associated with a host computer system thereby creating a mirrored host computer on mobile station 202 with respect to such
30 items. This is especially advantageous where the host computer system is the mobile station user’s office computer system. Additional applications may also be loaded onto mobile station 202 through network 200, an auxiliary I/O subsystem 228, serial port 230, short-range communications subsystem 240, or any other suitable subsystem 242, and installed by a user in RAM 226 or preferably a non-volatile store (not shown) for

execution by microprocessor 238. Such flexibility in application installation increases the functionality of mobile station 202 and may provide enhanced on-device functions, communication-related functions, or both. For example, secure communication applications may enable electronic commerce functions and other such financial transactions to be performed using mobile station 202.

[0039] In a data communication mode, a received signal such as a text message, an e-mail message, or web page download will be processed by communication subsystem 211 and input to microprocessor 238. Microprocessor 238 will preferably further process the signal for output to display 222, to auxiliary I/O device 228 or both as described further herein below with reference to Figs. 3-9. A user of mobile station 202 may also compose data items, such as e-mail messages, for example, using keyboard 232 in conjunction with display 222 and possibly auxiliary I/O device 228. Keyboard 232 is preferably a telephone type keypad, full alphanumeric keyboard or full or condensed QWERTY keypad. These composed items may be transmitted over a communication network through communication subsystem 211.

[0040] For voice communications, the overall operation of mobile station 202 is substantially similar, except that the received signals would be output to speaker 234 and signals for transmission would be generated by microphone 236. Alternative voice or audio I/O subsystems, such as a voice message recording subsystem, may also be implemented on mobile station 202. Although voice or audio signal output is preferably accomplished primarily through speaker 234, display 222 may also be used to provide an indication of the identity of a calling party, duration of a voice call, or other voice call related information, as some examples.

[0041] Serial port 230 in Fig. 2 is normally implemented in a personal digital assistant (PDA)-type communication device for which synchronization with a user's desktop computer is a desirable, albeit optional, component. Serial port 230 enables a user to set preferences through an external device or software application and extends the capabilities of mobile station 202 by providing for information or software downloads to mobile station 202 other than through a wireless communication network. The alternate download path may, for example, be used to load an encryption key onto mobile station 202 through a direct and thus reliable and trusted connection to thereby provide secure device communication.

[0042] Short-range communications subsystem 240 of Fig. 2 is an additional optional component which provides for communication between mobile station 202 and different systems or devices, which need not necessarily be similar devices. For example, subsystem 240 may include an infrared device and associated circuits and components, or a Bluetooth™ communication module to provide for communication with similarly-enabled systems and devices. Bluetooth™ is a registered trademark of Bluetooth SIG, Inc.

[0043] In accordance with an embodiment of the invention, mobile station 202 is configured for sending and receiving data items and includes a PIM for organizing and managing data items relating to the user such as, but not limited to, instant messaging (IM), e-mail, calendar events, calendar appointments, and task items, etc. By way of example, mobile station 202 is configured for voice (which may include push to talk over cellular (POC)) and data services, voice mail service, e-mail service, SMS and chat services to which the user subscribes. To provide a user-friendly environment to control the operation of mobile station 202, PIM together with the operation system and various software applications resident on the station 202 provides a GUI having a main screen from which to access various services via applications stored on said device or available to it.

[0044] Referring now to Fig. 3, there is an illustration of an exemplary main screen 300, in accordance with an embodiment of the invention, for display 222 of mobile station 202 providing a graphical user interface for controlling mobile station 202. Main screen 300 is divided into three main portions, namely an application portion 302 for displaying and manipulating icons (e.g. 312) for various software applications and functions enabled by mobile station 202 and a mobile station status portion 306 for displaying status information such as time, date, battery and signal strength, etc. Main screen 300 may not represent all application icons at once in application portion 302. A user may be required to navigate or scroll through the icons of application portion 302 to view additional application icons.

[0045] In accordance with a first embodiment of the invention, Fig. 3 includes a third portion 304 comprising a dynamic bar for controlling device 202. Dynamic bar 304 stretches horizontally across the main screen between portions 302 and 306. Persons skilled in the art will appreciate that such portions may be arranged differently about screen 300. For example, dynamic bar 304 may lie horizontally across the bottom of

screen 300 or vertically. Dynamic bar 304 need not extend fully from one margin of the screen to another.

[0046] Dynamic Bar 304 includes a label portion 308 which in the present embodiment comprises a date reference and an expansion icon (downward pointing arrowhead) 310. A user may click on the dynamic bar (e.g. using a point device, such as a thumb wheel) and expand the dynamic bar to preview items associated with the bar 304. In the present embodiment, dynamic bar 304 is associated with an email application to preview email messages. Fig. 4, in accordance with an embodiment of the invention, illustrates Fig. 3 following a user action to expand the dynamic bar 304. In Fig. 4, mobile station status portion 306 includes a new email count 402 indicating 30 unread emails. Dynamic bar 304 is expanded via a drop down or pop-up interface 407 overlaying a portion of screen 300. Therein, there is displayed a count of available and unread messages 404 and a preview of recent new emails 406 preferably filtered relative to the date shown in the label portion 308 of the dynamic bar as described further below. Optionally, a user may scroll through the list of recent emails. Clicking on the list will automatically invoke the email application, preferably at a view showing the selected email. Cancelling (e.g. via an escape or other key or click) closes the expansion pop-up 407.

[0047] Figs. 5 and 6 illustrate similar main screens 300 as shown in Figs. 3 and 4 but with a dynamic bar and expansion pop-up interface in accordance with a further embodiment of the invention. Dynamic bar 304 of Figs. 5 and 6 includes counts of new events 502 (e.g. new voice mail messages, email messages, SMS messages or contacts online with which to chat). As such, mobile stations status portion 306 need not display such dynamic preview information. Other events types may be counted and displayed such as available friends or groups for Push-to-Talk over Cellular (POC) calls etc. The dynamic preview information need not be limited to a count. For example, the information may include some details of a recent event which may be displayed temporarily for example. One such example is information about a missed call (e.g. "Missed call from NNN...") which may be temporarily displayed. Thereafter, count or other preview information may be displayed.

[0048] Expansion pop-up 602 in the present embodiment does not preview a content of the new event but lists particular services 604 associated with the dynamic bar 304 such as voice mail, email, SMS and chat including an iconic representation of the

service 606 and preview information comprising a count 608 as similarly displayed by bar 304 and a link 610 to invoke the associated application user interface for the service. Preview information may thus comprise information maintained by the associated applications and/or functions as well as information determined from this managed information.

5 [0049] Figs. 7 and 8 illustrate a similar dynamic bar and expansion pop-up 602 as shown in Figs. 5 and 6 but with a difference appearance to application portion 302. Rather than presenting icons for invoking respective interfaces to various applications or functions, application portion 302 presents a list of bars 702 which may be navigated and selected to invoke an associated interface. Mobile station status portion 306 also has an alternative look from that shown in Figs. 3-6. Fig. 9 illustrates a search or filter function having a dialog screen 902 which may be invoked from dynamic bar 304. Label portion 308 may be clicked for editing to select a different date 904. This date is then used to filter the associated events such that some or all of the counts 502 and 608 may be determined relative to the new date. For example, a count of friends on-line available to chat is not particularly relevant except in relation to the current date/time. In the embodiment of the dynamic bar and expansion pop-up of Fig. 4, such a date may filter the new messages for previewing, for example. As seen below and with reference to Figs.10 and 11B, a dynamic bar may be associated with other services or applications including a calendar application and the date may be useful for searching or filter calendar events and entries or a particular view.

15 [0050] Figs. 10 and 11A to 11D illustrate yet a further embodiment of a main screen user interface of the present invention. Fig. 10 illustrates a user interface main screen 300 comprising a plurality of dynamic bars 1004, 1008, 1012, 1016 and 1020 each with respective label portions 1002, 1007, 1011, 1015 and 1019 and expansion pop-ups 1006, 1010, 1014, 1018 and 1022. When expanded the bars and pop-ups of main screen 300 of Fig. 10 are distinguished from the bar and pop-up of main screen 300 of earlier figures in that they cannot all be displayed on the display device at one time below mobile station status portion 1002. The remaining portion of display device 222 is denoted by box 1001. As such a user may navigate the main screen, scrolling up or down as necessary to display the desired dynamic bar and expansion screen of interest. Figs. 11A to 11D illustrate respective views of main screen 300 of Fig. 10 visible within the dimensions of

display device 222. A user may navigate from bar to bar such as by using a thumb wheel to position the desired bar at the top of portion 302.

[0051] In the present embodiment, the dynamic bars 1004, 1008, 1012, 1016 and 1020 and expansion pop-ups 1006, 1010, 1014, 1018 and 1022 are associated with various applications and services and/or device functions in accordance with a contextual view of how the mobile station may be used by a user. For example, the label portions 1002, 1007, 1011, 1015 and 1019 denote activities such as “communicate”, “plan”, “entertain” “configure” and “extra”. Communicate bar 1004 and expansion pop-up 1006 is similar to the dynamic bar 304 and associated pop-up 602 of earlier embodiments. With reference to Fig. 11B, plan bar 1008 and expansion pop-up 1010 are associated with calendar and task functions 1102 previewing items (e.g. 1006) for the current day 1004 and additional upcoming days 1008 and 1110. A user may navigate the expansion pop-up and select an item or day to invoke the associated application’s interface, preferably jumping to the item within the application. As discussed with reference to Fig. 9, a search or filter interface may be incorporated into a dynamic bar (e.g. in association with the label portion or in another manner) to define a filter with which to determine preview information to be displayed.

[0052] Entertain bar 1012 and expansion pop-up 1014 is associated with applications for gaming, or presenting or working with media such as a browser, audio application or camera etc. Window 1014 may include links to web pages (e.g. 1112). Entertain bar 1012 may be associated with events, similar to communicate bar 1004, which events may include the availability of new items to download 1114. A count 1113 of same may be displayed in entertain bar 1012 as well. More than one different event type may be monitored and counted as per communicate bar 1004.

[0053] Expansion pop-up 1018 of configure bar illustrates a further optional user interface arrangement whereby associated functions are invoked via an icon based interface comprising a plurality of respective icons 1116 (Fig. 11C) and optional labels 1118. Expansion pop-up 1022 for extras bar 1020 comprises a list of links to respective miscellaneous applications or functions provided by device 202.

[0054] Figs. 12A to 12D further illustrate features of expansion pop-up 1018 for configure bar 1016. A user may navigate expansion pop-up 1018 moving among the icons 1116 (e.g. 1202, 1206, 1210 and 1214). Selecting an icon invokes a dialog (e.g. 1204, 1208, 1212 and 1216) to configure options associated with the function represented by the

particular icon. For example, icon 1202 relates to wireless networking functions, particularly, turning communication subsystem 211 on or off. Dialog 1204 may be opened (e.g. by moving the focus to the icon 1202 and clicking an enter key or pointing device, etc.) Options may then be reviewed and/or changed and saved. Dialog 1204 may be
 5 positioned over a portion of the screen 300 below the associated bar. Preferably a dialog is displayed in association with its respective icon, such as, with the icon visible at a margin of the dialog. Once an option is defined and its value saved, the associated icon may be changed (in whole or in part) to reflect the value of the option. For example, if the wireless communication system is set to off, icon 1202 may change to include an X through the
 10 icon or the icon changed to another image completely such as an airplane image. As shown in dialog 1216 (Edit profiles...), links to additional dialogs or other interfaces/function activations may be included.

[0055] Figs. 13A, 13B and 13C show examples 1302, 1304 and 1306 of an additional dynamic bar interface expansion element for respective dynamic bars 1004,
 15 1008 and 1012. Each expansion element 1302, 1304 and 1306 is a drop down list comprising particular functions or features of the application(s) associated with the respective dynamic bar which may be invoked from the dynamic bar interface as well as dynamic bar features (e.g. search) or other configurable options (e.g. view agenda, week, month of list 1304) for configuring the dynamic bar or its associated expansion pop-up
 20 (e.g. the view of 1010). The expansion element may be invoked by moving a focus to the label portion (e.g. 1003, 1007 or 1011) and hovering for short period of a few seconds or by other well known manners. The expansion element may be closed by click an escape or other cancel key. Though a drop down list is shown, the expansion element may take other forms such as a pop-up. Preferably the element overlays only a portion of the screen 300,
 25 leaving the associated dynamic bar and a portion of its expansion pop-up viewable.

[0056] Figs. 14 and 15A to 15C illustrate yet another embodiment of the user interface main screen. The present embodiment is similar to the embodiment of Fig. 10. However the dynamic bars are functionally oriented rather than contextually. Screen 300 of Fig. 14 includes a calendar bar 1402, messages bar 1404, browser bar 1406, configure
 30 bar 1408 and extras bar 1410 with respective labels 1403, 1405, 1407, 1409 and 1411. Configure bar 1408 is associated with expansion pop-up 1412 including a list of links (as distinguished from the icons 1116 of Fig. 11C) to invoke interfaces for configuring mobile station 202. Figs. 15A, 15B and 15C illustrate views of the main screen 300 of Fig. 14 as

would appear on a display device 222 as a user navigated the dynamic bars as per similar views in Figs. 11A to 11D.

[0057] Note that while not shown, the expansion pop-ups could be selectively individually closed and the plurality of dynamic bars rendered in a list of bars. Like Fig. 3, an application portion of screen 300 may be present to render application icons.

Alternative embodiments of the dynamic bar interface, such as the embodiments of Fig. 10 and Fig. 14 may be available for selection by a user of mobile station 202. Alternatively, a mobile station may be configured to store only one embodiment. The dynamic bars may be configurable or shown in different order. Particular applications and functions may be selected by a user to be associated to a particular dynamic bar.

[0058] Figs. 16 and 17 illustrate operations of a dynamic bar user interface in accordance with embodiments of the invention. With reference to Figs. 3-9 and 16, operations 1600 commence at start 1602, typically following power-up of mobile station 202 and a rendering of a default or initial view of main screen 300. A user may select the dynamic bar (e.g. using a thumb wheel device or other pointer to move a focus about the screen 300) at step 1604. The view of main screen 300 may require updating and redisplay (steps 1605 and 1606) for example to indicate the change to the focus. If a user cancels the selection (step 1608) operations may close (as necessary) at end steps 1610. A new message or other event occurrence, as represented by a count displayed on the dynamic bar, may be received (step 1614) and the view updated and output (steps 1616 and 1606).

[0059] The dynamic bar interface may be extended to view an associated expansion pop-up (e.g. Figs. 4, 6 and 8). At steps 1622-1624, the pop-up interface is invoked in response to user input and the pop-up IF view output. Thereafter, the user may take action such as moving the thumb wheel or pressing an arrow key on the device to move the focus about the pop-up (step 1626) and in response, the focus is logically moved (step 1628) and the appropriate view determined (step 1630) and output (step 1624). The focus may move to the dynamic bar itself. New events, etc. may be received (step 1632) as described above and the appropriate view (count) determined and output (steps 1630, 1624).

[0060] A user may wish to filter the events or other items previewed via the dynamic bar. An editing sequence may commence to select a date (step 1634) and a search or filtering is performed (step 1636). The view is updated and displayed accordingly (steps 1630 and 1624).

[0061] An item in the pop-up may be selected, such as a new message (step 1640) and the selection invoked (step 1642) such as by invoking the user interface to the message application. Thereafter operations 1600 may close and end at steps 1610 and 1612 following decision step 1643. Alternatively, depending on the selection invoked, for example, operations may continue via steps 1630 and 1624 to update the view and output same.

[0062] Window IF display (e.g. step 1624) may be closed such as by a cancel input (step 1644). In response, the view is updated and output (steps 1616 and 1606) and operations continue from the dynamic bar interface.

10 [0063] Operations for the embodiments of user interface of Figs. 10-15 are quite similar to those described. With reference to fig 17, operations 1700 are similar but include steps 1702-1716 for invoking the expansion element (i.e. menu list), and, variously, navigating by moving the focus (steps 1706, 1708, 1710 and 1704 as similarly described with reference to 1626, 1628, 1630 and 1624), selecting and invoking an item from the list (steps 1712 and 1714) and canceling the display of the list (1716, 1616 and 1606). Following the invocation of a selection from the menu list (step 1714) operations may close at end step 1610 in response to decision step 1715. Some selected invocations may continue operations via update view step 1616 and output step 1606

15 [0064] Persons of ordinary skill in the art will appreciate that their may be differences in implementing certain steps of the operations described depending on the configuration of the specific dynamic bar and its associated pop-up interface. For example, a dynamic bar not representing a count of associated events will not require steps 1614 et seq. or 1632 et seq. Moving the focus and updating the view within expansion pop-up 1014 may be different than similar operations about pop-up 1018.

20 [0065] Though described with reference to a mobile station device, persons of ordinary skill in the art will appreciate that the user interface and methods herein described may be usefully incorporated into other computing devices which may not be mobile such as personal computers, workstations, telephone handsets and the like.

25 The above-described embodiments of the present application are intended to be examples only. Those of skill in the art may effect alterations, modifications and variations to the particular embodiments without departing from the scope of the application. The invention described herein in the recited claims intends to cover and embrace all suitable changes in technology.

30

Designation of inventor

User reference: 1082-0866
Application No:

	<p>Inventor</p> <p>The applicant has acquired the right to the European patent:</p>	<p>Name: Scott, Ms. Sherryl Lee Lorraine Address: 185 Beverley St., Unit 1, Toronto, Ontario M5T 1Y9 Canada As employer</p>
--	--	--

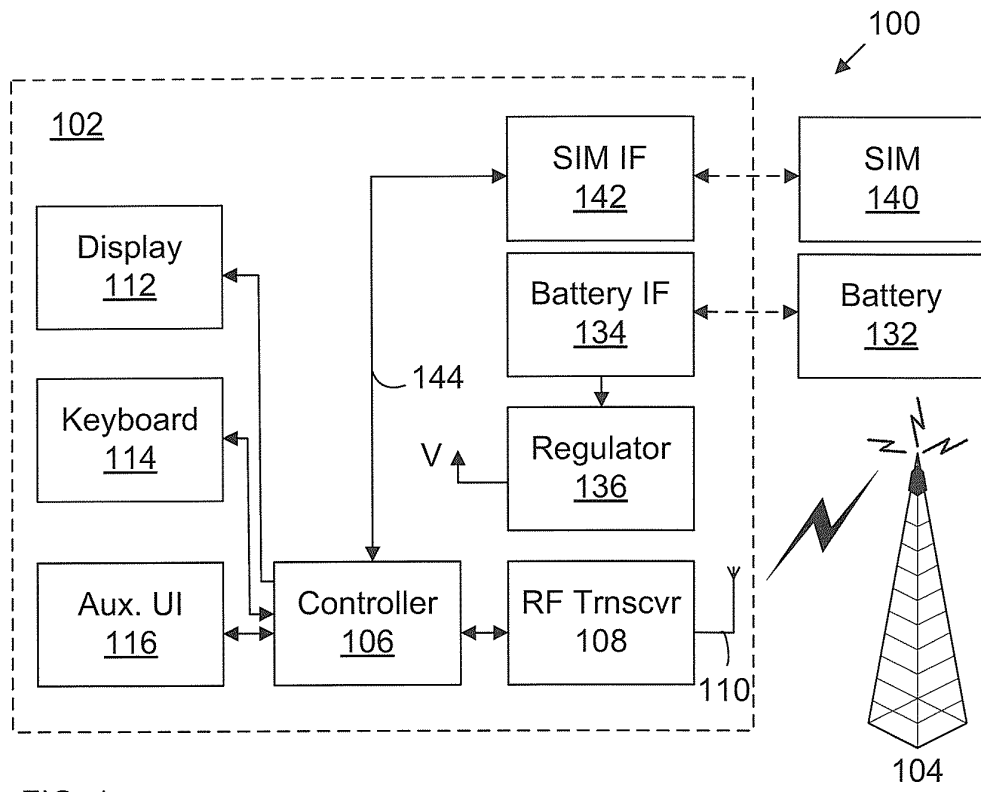


FIG. 1

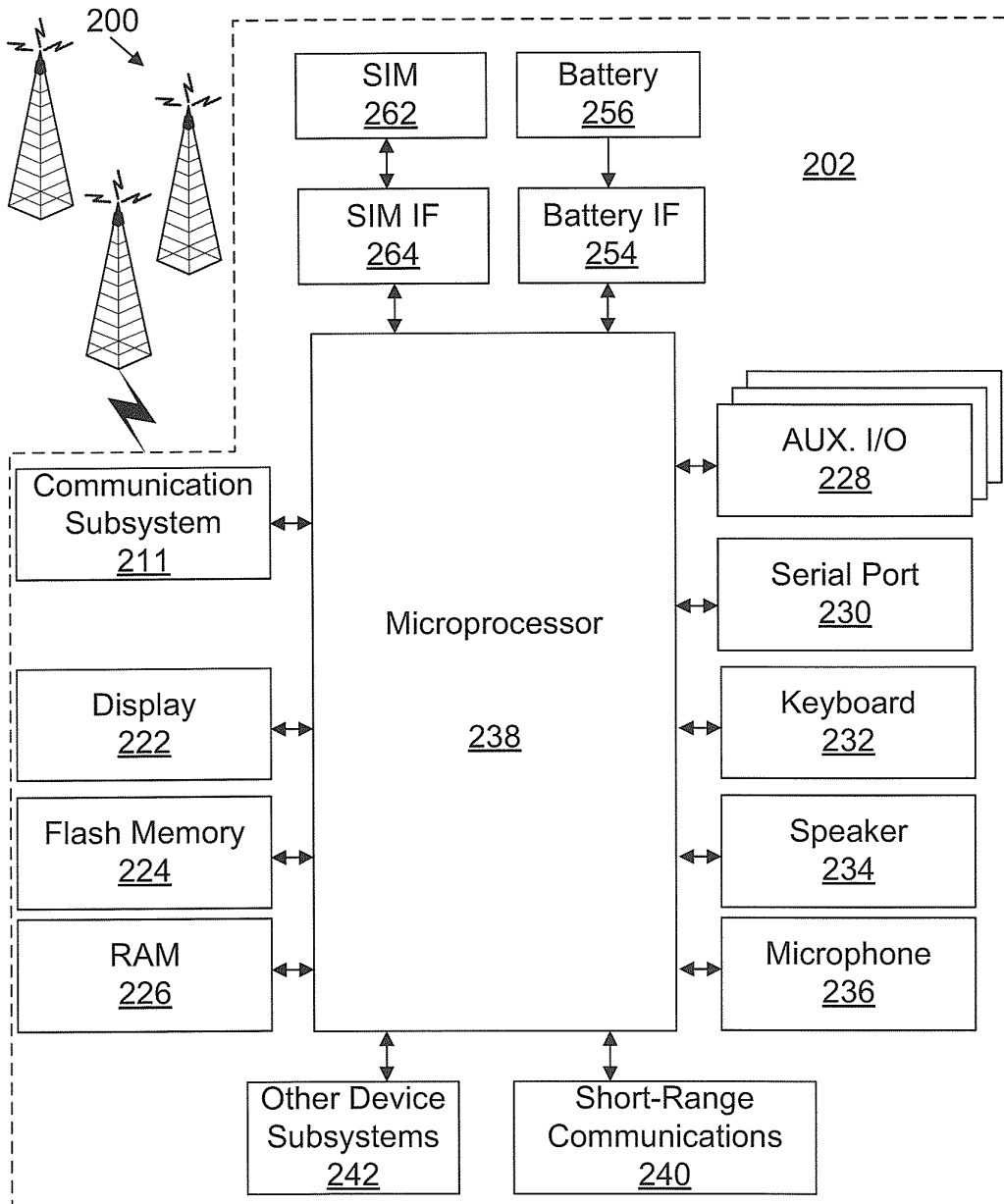


FIG. 2

3/11

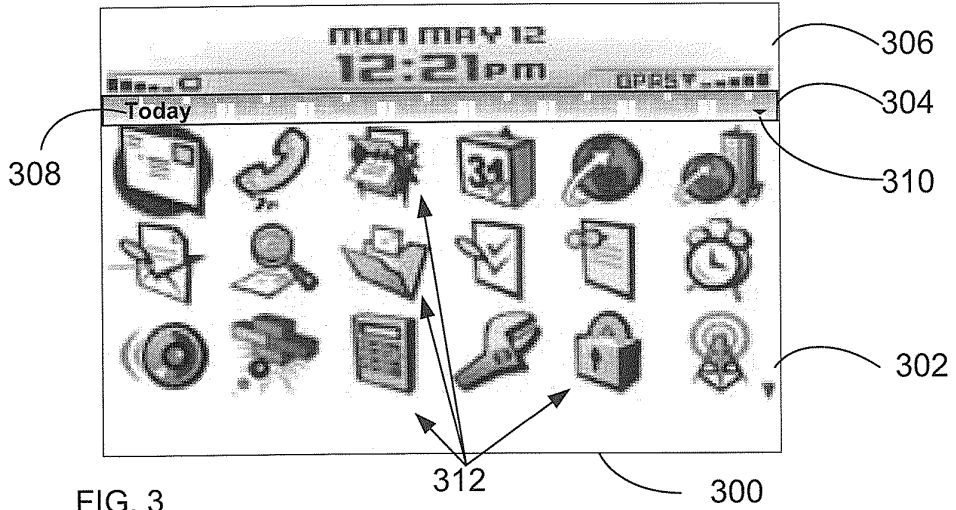


FIG. 3

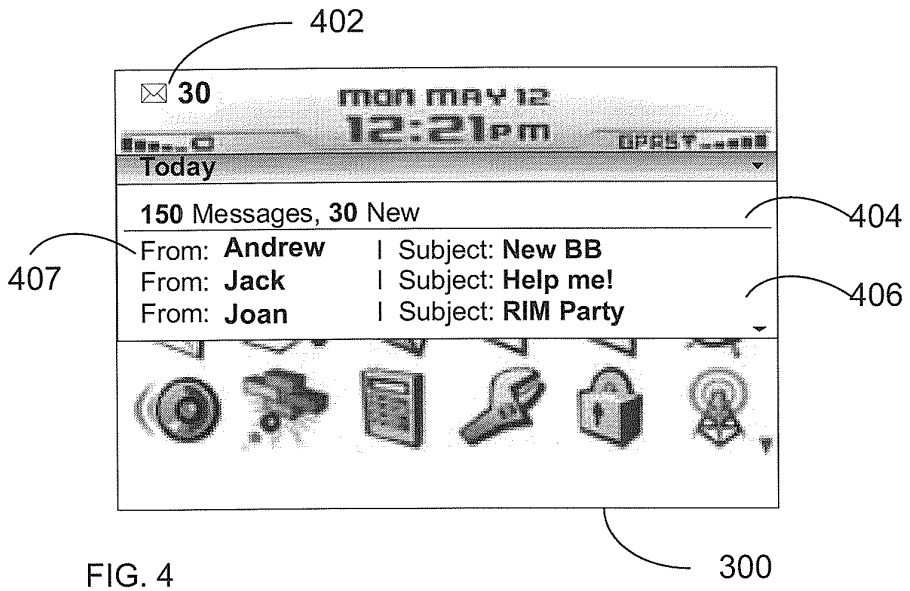


FIG. 4

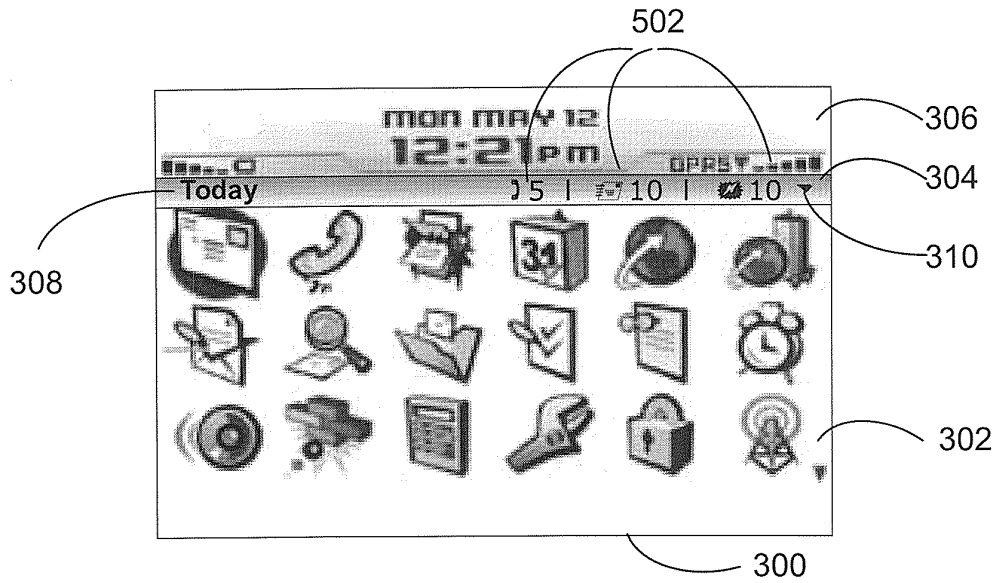


FIG. 5

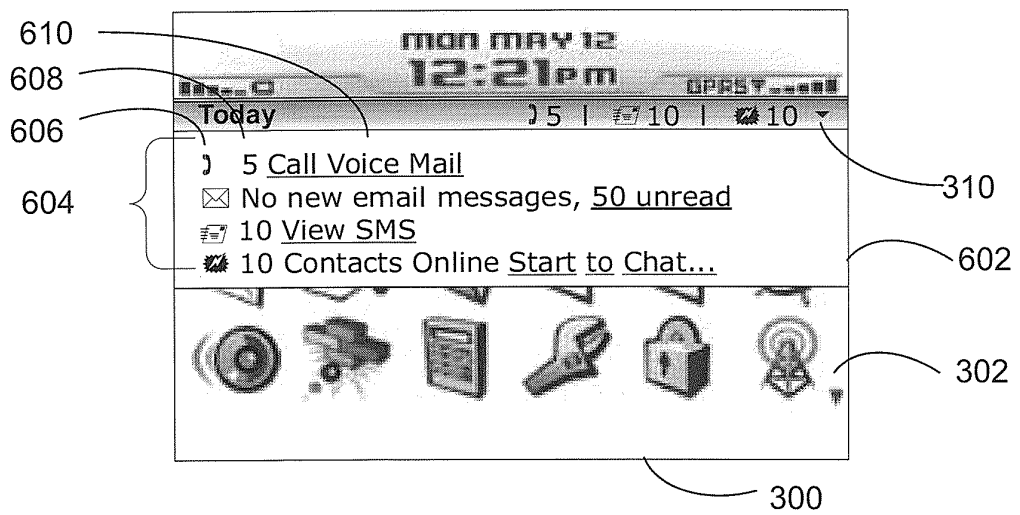
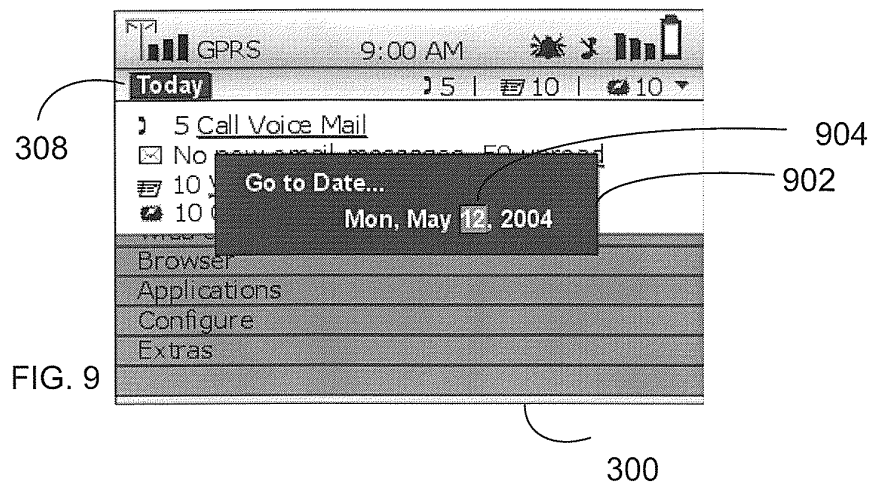
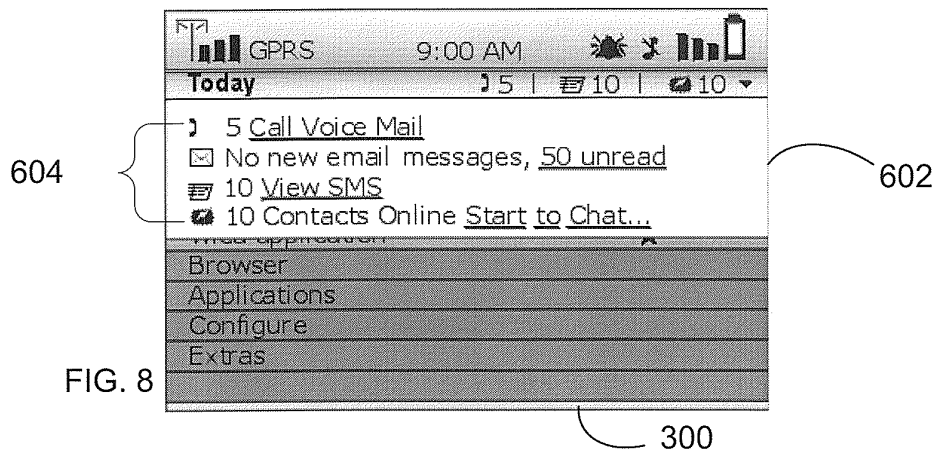
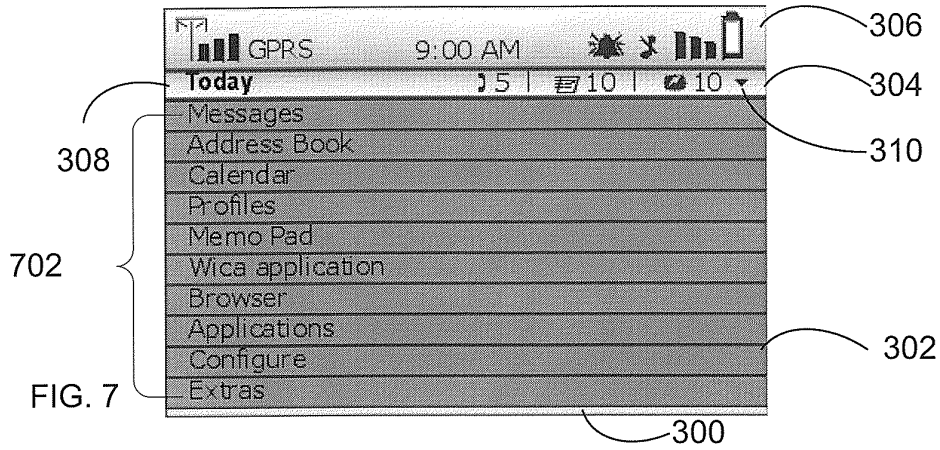


FIG. 6



6/11

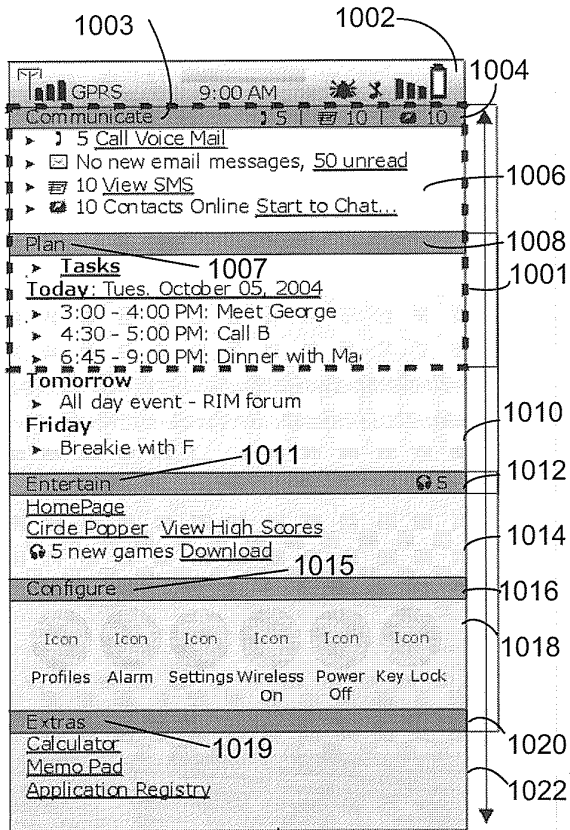


FIG. 10

300

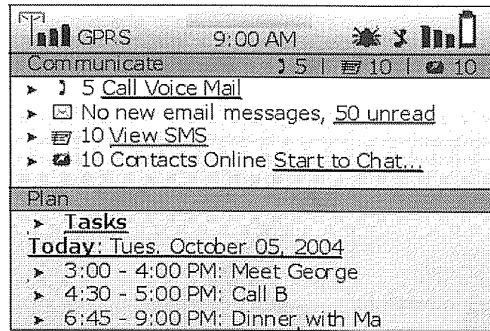


FIG. 11A

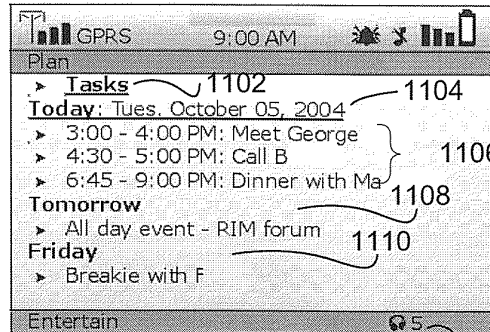


FIG. 11B

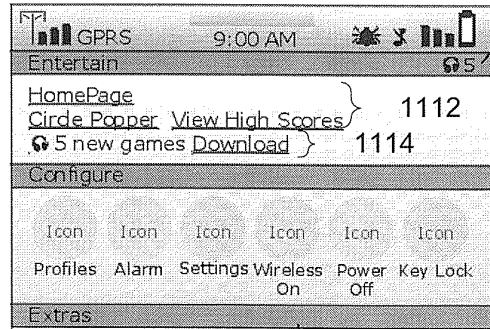


FIG. 11C

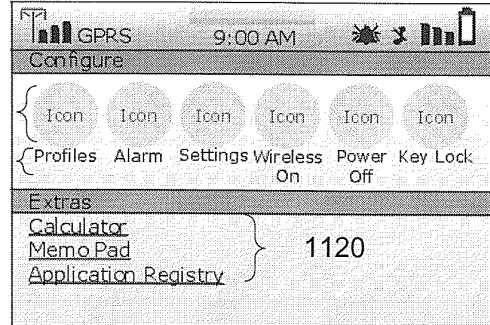
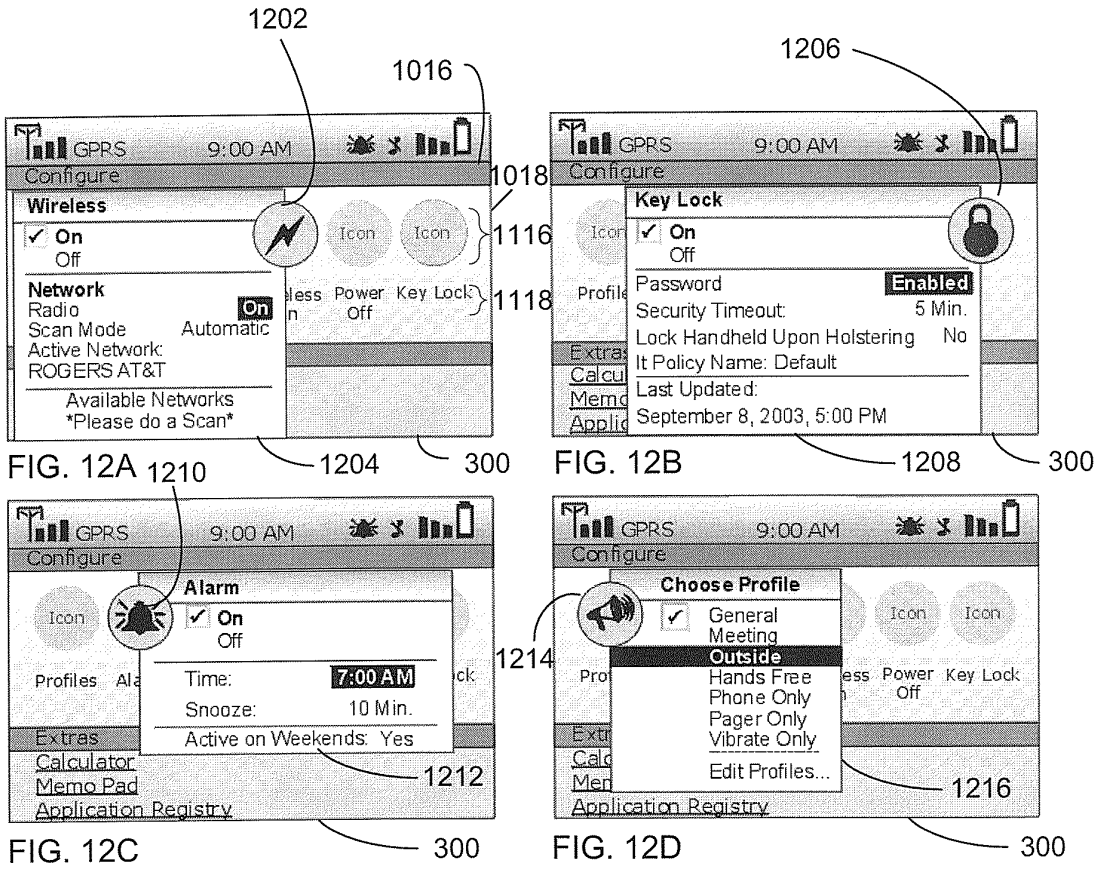
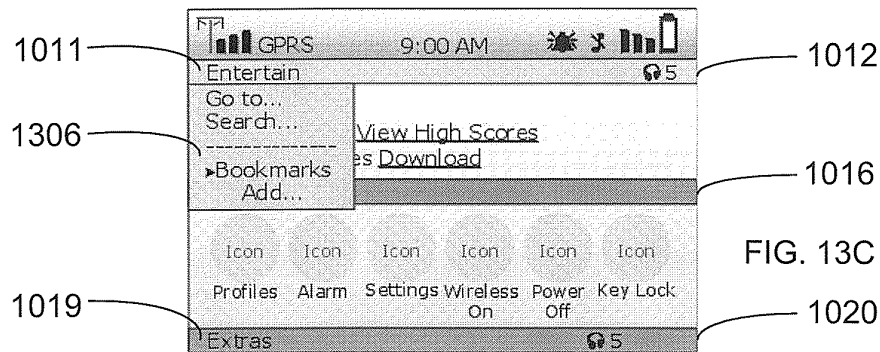
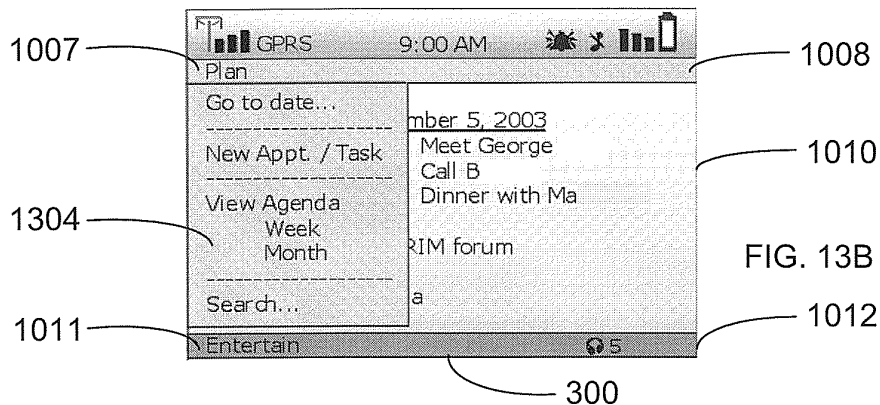
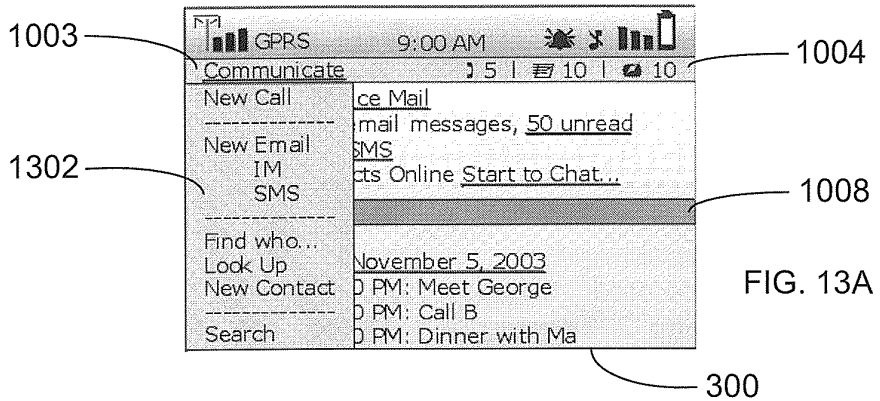


FIG. 11D





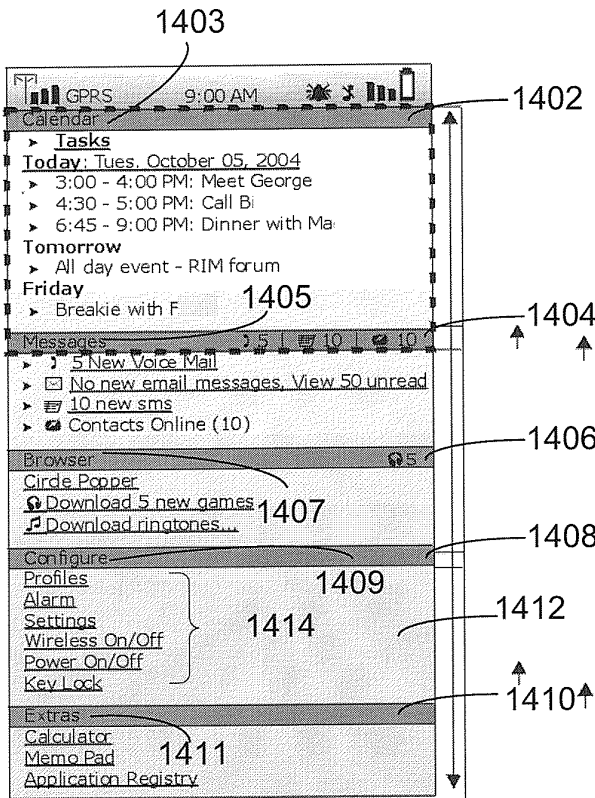


FIG. 14

300

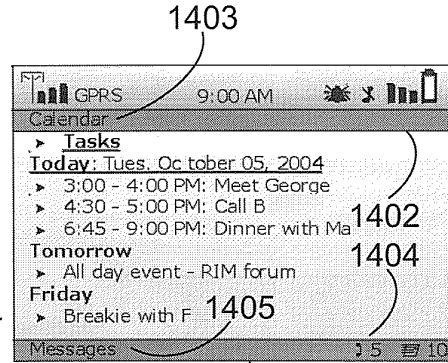


FIG. 15A

300

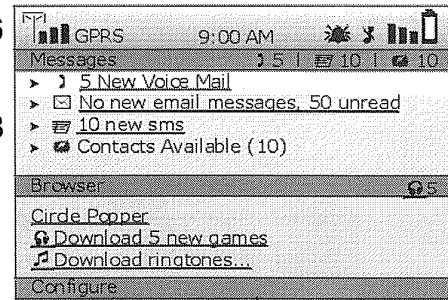


FIG. 15B

300

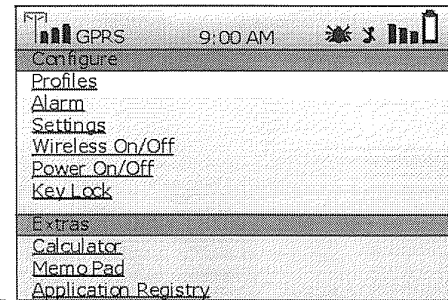


FIG. 15C

300

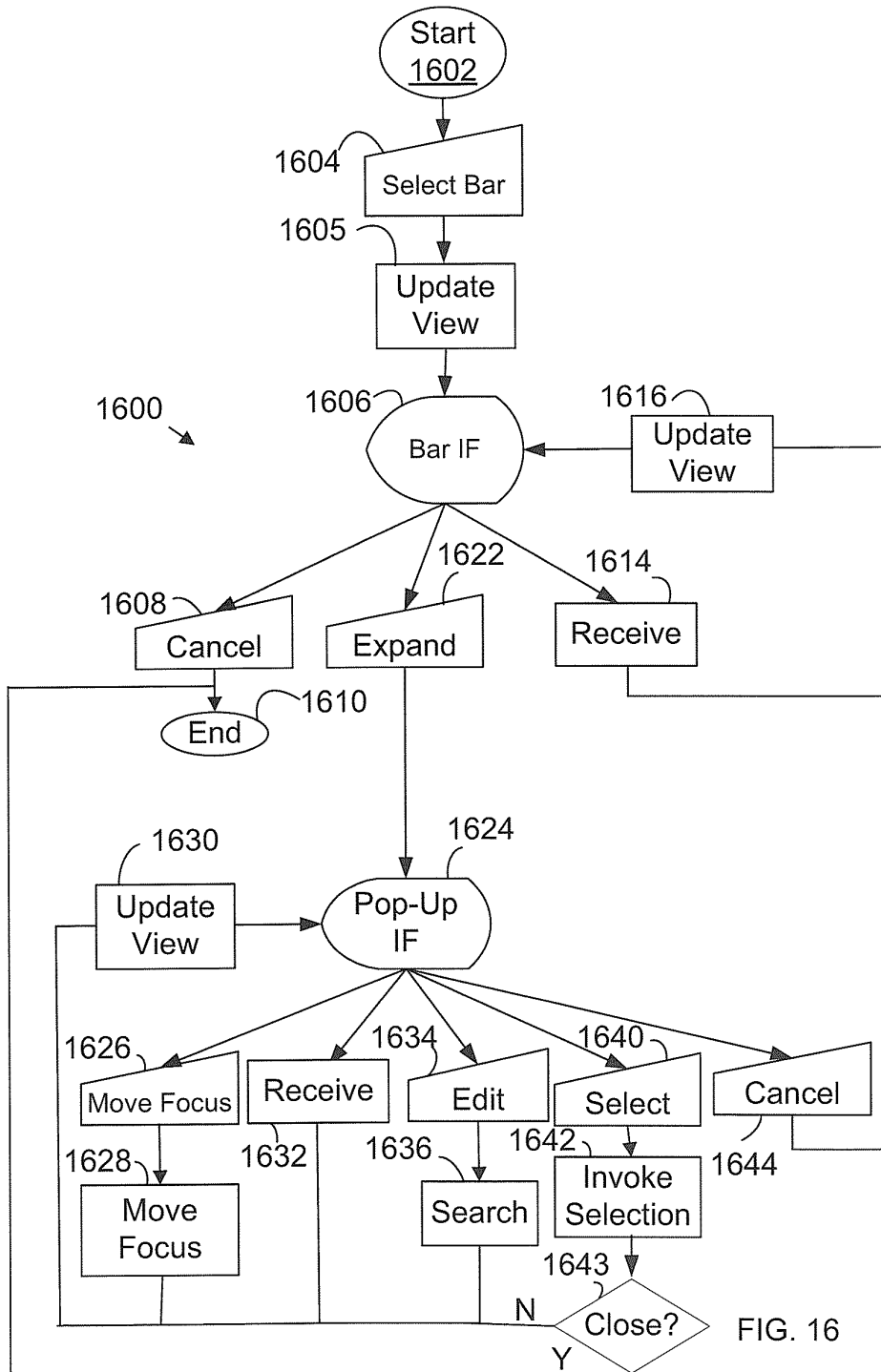


FIG. 16

11/11

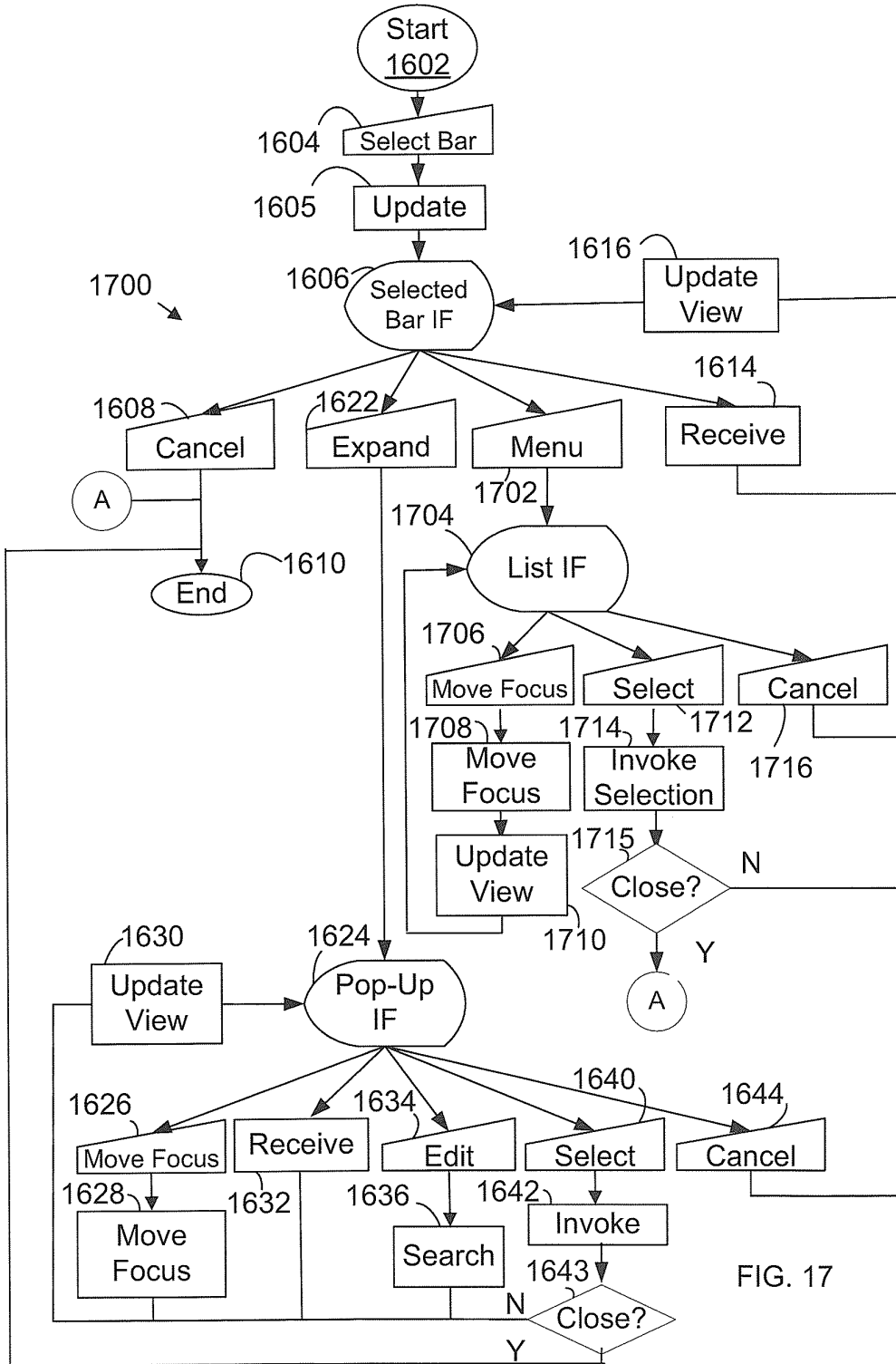


FIG. 17

Request for grant of a European patent

User reference: 1082-0866

Application No:

	Past Record Divisional Application of earlier application No: 04105647.4 Article 61(1)(b) EPC application for:	
0	For official use only Application number: MKEY Date of receipt (Rule 24(2) EPC): DREC Date of receipt at EPO (Rule 24(4) EPC): RENA Date of filing: DFIL	MKEY - EP06125884.4 DREC - 12 Dec 2006
1	Request Grant of European patent, and examination of the application under Article 94, are hereby requested. Procedural language: en Description and claims filed in: en	
2-1	Applicant 1 Name: Research In Motion Limited Registration No.: 1900501.6 Address: 295 Phillip Street, N2L 3W8 Ontario Waterloo Canada Country of residence: Canada	
3-1	Representative 1 Name: Rickard, Mr. David Registration No.: 087713.4 Address: 26 Mallinson Road, SW11 1BP Greater London London United Kingdom Telephone: +44 20 7287 9991 Fax: +44 20 7287 9993 e-mail: djr@ipulse.biz	
4	Inventor(s) Inventors details filled separately	
5	Title of invention Title of invention: Dyanmic Bar Oriented User Interface for a Device Having a Status Bar Displaying Status Information Concerning the Device	
6	Designation of the Contracting States	
6-1	All states which are contracting states to the EPC at the time of filing of this application are hereby designated.	✓
6-2	It is requested that no communications under Rules 85a(1) and 69(1) EPC be notified concerning the contracting states not selected under 6.4	✓
6-3	If an automatic debit order has been issued, the EPO is authorised, on expiry of the basic period under Article 79(2) EPC, to debit seven times the amount of the designation fee. If fewer than seven contracting states are indicated, the EPO will debit designation fees only for those states, unless it is instructed to do otherwise before expiry of the basic period.	✓

User reference: 1082-0866
Application No:

6-4	The applicants currently intend to pay designation fees for the following States:	AT BE BG CH&LI CY CZ DE DK EE ES FI FR GB GR HU IE IS IT LT LU LV MC NL PL PT RO SE SI SK TR		
6-5	Payment of seven times the amount of the designation fee is deemed to constitute payment of the designation fees for all the contracting states (Article 2, No. 3 RFees).	✓		
7	Extension of the European patent	✓		
7-1	This application is deemed to be a request to extend the European patent application and the European patent granted in respect of it to all non-contracting states to the EPC with which extension agreements exist on the date on which the application is filed. However, the extension only takes effect if the prescribed extension fee is paid.			
7-2	The applicant currently intends to pay extension fees for the following states:	AL BA HR MK YU		
8	Declaration of priority			
9	Deposit of Biological Material The invention relates to and/or uses biological material which has been deposited under rule 28 EPC			
10	Nucleotide and Amino Acid Sequences			
11	Forms	Details:	Electronic File:	
11-1	Request		as ep-request.pdf	
11-2	1. Designation of Inventor	1. Inventor	as F1002-1.pdf	
12	Technical Documents	Details:	Electronic File:	
12-1	Drawings / Translation of text in drawings	17 figures	DRAW.pdf	
12-2	Specification	29 claims; figure(s) 6	SPECEPO.pdf	
13	Other Documents	Details:	Electronic File:	
13-1	PACE Request		OTHER-1.pdf	
14	Payment	Debit from deposit account		
14-1	Mode of payment The European Patent Office is hereby authorised, to debit from the deposit account with the EPO any fees and costs indicated on the fees page. Currency: EUR Deposit account number: 28050482 Account holder: IPULSE	✓		
14-2	Refund/Reimbursement Reimbursement (if any) to be made to EPO deposit account: Account holder: IPULSE	28050482		
15	Fees	Factor applied	Fee schedule	Amount to be paid
15-1	001 Filing fee	1	95.00	95.00
15-2	002 Search fee	1	1 000.00	1 000.00
15-3	005 Designation fee	7	80.00	560.00
15-4	006 Examination fee	1	1 335.00	1 335.00
15-5	015 Claims fee	19	45.00	855.00
15-6	404 Extension fee for Albania	1	102.00	102.00
15-7	406 Extension fee for former Yugoslav Republic of Macedonia	1	102.00	102.00
15-8	407 Extension fee for Croatia	1	102.00	102.00
15-9	408 Extension fee for Bosnia and Herzegovina	1	102.00	102.00
15-10	409 Extension fee for Serbia and Montenegro	1	102.00	102.00

User reference: 1082-0866
Application No:

		Total:		EUR	4 355.00
16	Annotations				

17 Signature(s)

Place:

Date:

12.December 2006

Signed by:

GB, Ipulse, D. Rickard 467

Capacity:

(Representative)