

# ELECTRONICS LETTERS

AN INTERNATIONAL PUBLICATION

## CONTENTS

pages 1 - 96

7th January 1999 Vol. 35 No. 1

### ANTENNAS

**Accurate modelling of anti-resonant dipole antennas using the method of moments**  
D.H. Werner and R.J. Allard (USA)

page

1

**Dual-polarised uniplanar conical-beam antennas for HIPERLAN**  
E.M. Ibrahim, N.J. McEwan, R.A. Abd-Alhameed and P.S. Excell (United Kingdom)

2

### CIRCUIT THEORY & DESIGN

**Analogue CMOS high-frequency continuous wavelet transform circuit**  
E.W. Justh and F.J. Kub (USA)

4

**Apparent power transducer for three-phase three-wire system**  
S. Kusui and M. Kogane (Japan)

5

**Efficient and fast iterative reweighted least-squares nonrecursive filters**  
Yue-Dar Jou, Chaur-Heh Hsieh and Chung-Ming Kuo (Taiwan)

7

**Input switch configuration suitable for rail-to-rail operation of switched opamp circuits**  
M. Dessouky and A. Kaiser (France)

8

**Unified model of PWM switch including inductor in DCM**  
Sung-Soo Hong (Korea)

10

### COMMUNICATIONS & SIGNAL PROCESSING

**Adaptive multiwavelet prefilter**  
Yang Xinxing and Jiao Licheng (China)

11

**Decision feedback equalisation of coded I-Q QPSK in mobile radio environments**  
A. Adinoyi, S. Al-Semari and A. Zerguine (Saudi Arabia)

13

**Detection algorithm and initial laboratory results using V-BLAST space-time communication architecture**  
G.D. Golden, C.J. Foschini, R.A. Valenzuela and P.W. Wolniansky (USA)

14

**Efficient complexity reduction technique in trellis decoding algorithm**  
Sooyoung Kim Shin and Soo In Lee (Korea)

page

16

**Extended complex RBF and its application to M-QAM in presence of co-channel interference**  
Ki Yong Lee and Souhwan Jung (Korea)

**Fair queueing algorithm with rate independent delay for ATM networks**  
S. Ho, S. Chan and K.T. Ko (Hong Kong)

**Integrated space-time equaliser for DS/CDMA receiver with unequal reduced lengths**  
V.D. Pham and T.B. Vu (Australia)

20

**Investigation of sensor failure with respect to ambiguities in linear arrays**  
V. Lefkaditis and A. Manikas (United Kingdom)

22

**Learning algorithms for minimum cost, delay bounded multicast routing in dynamic environments**  
J. Reeve, P. Mars and T. Hodgkinson (United Kingdom)

24

**Multiple target tracking using constrained MAP data association**  
Hong Jeong and Jeong-Ho Park (Korea)

25

**Passband flattening and broadening techniques for high spectral efficiency wavelength demultiplexers**  
E.G. Churin and P. Bayvel (United Kingdom)

27

**Performance of CDMA/PRMA protocol for Nakagami-*m* frequency selective fading channel**  
R.P.F. Hoefel and C. de Almeida (Brazil)

28

**Tbit/s switching scheme for ATM/WDM networks**  
J. Nir, I. Elhanany and D. Sadot (Israel)

30

(continued on back cover)

Apple 1103



# CONTENTS

(continued from front cover)

<b>ELECTROMAGNETIC WAVES</b>			
<b>Electromagnetic penetration into 2D multiple slotted rectangular cavity: TE-wave</b>	31	<b>Near room-temperature continuous-wave operation of electrically pumped 1.55<math>\mu</math>m vertical cavity lasers with InGaAsP/InP bottom mirror</b>	49
H.H. Park and H.J. Eom (Korea)		S. Rapp, F. Salomonsson, J. Bentell (Sweden), I. Sagnes, H. Moussa, C. Mériadec, R. Raj (France), K. Streubel and M. Hammar (Sweden)	
<b>IMAGE PROCESSING</b>		<b>Record high characteristic temperature (<math>T_0 = 122</math>K) of 1.55<math>\mu</math>m strain-compensated AlGaInAs/AlGaInAs MQW lasers with AlAs/AlInAs multiquantum barrier</b>	51
<b>Encoding edge blocks by partial blocks of codevectors in vector quantisation</b>	32	N. Ohnoki, G. Okazaki, F. Koyama and K. Iga (Japan)	
Hui-Hsun Huang, Cheng-Wen Ko and Chien-Ping Wu (Taiwan)		<b>Red light generation by sum frequency mixing of Er/Yb fibre amplifier output in QPM LiNbO<sub>3</sub></b>	52
<b>Technique for accurate correspondence estimation in object borders and occluded image regions</b>	34	D.L. Hart, L. Goldberg and W.K. Burns (USA)	
E. Izquierdo M. (United Kingdom)		<b>MICROWAVE GUIDES &amp; COMPONENTS</b>	
<b>INFORMATION THEORY</b>		<b>Lumped DC-50GHz amplifier using InP/InGaAs HBTs</b>	53
<b>Analysis of turbo codes with asymmetric modulation</b>	35	A. Huber, D. Huber, C. Bergamaschi, T. Morf and H. Jäckel (Switzerland)	
Young Min Choi and Pil Joong Lee (Korea)		<b>RF tunable attenuator and modulator using high T<sub>c</sub> superconducting filter</b>	55
<b>Improved group signature scheme based on discrete logarithm problem</b>	37	Lu Jian, Tan Chin Yaw, C.K. Ong and Chew Siou Teck (Singapore)	
Yuh-Min Tseng and Jinn-Ke Jan (Taiwan)		<b>NEURAL NETWORKS</b>	
<b>Low density parity check codes with semi-random parity check matrix</b>	38	<b>Compact building blocks for artificial neural networks</b>	56
Li Ping, W.K. Leung (Hong Kong) and Nam Phamdo (USA)		M. Meléndez-Rodríguez and J. Silva-Martínez (Mexico)	
<b>Non-binary convolutional codes for turbo coding</b>	39	<b>OPTICAL COMMUNICATIONS</b>	
C. Berrou and M. Jézéquel (France)		<b>40Gbit/s single channel dispersion managed pulse propagation in standard fibre over 509km</b>	57
<b>INTEGRATED OPTOELECTRONICS</b>		S.B. Alleston, P. Harper, I.S. Penketh, I. Bennion and N.J. Doran (United Kingdom)	
<b>46GHz bandwidth monolithic InP/InGaAs pin/SHBT photoreceiver</b>	40	<b>All-optical 2R regeneration based on interferometric structure incorporating semiconductor optical amplifiers</b>	59
D. Huber, M. Bitter, T. Morf, C. Bergamaschi, H. Melchior and H. Jäckel (Switzerland)		D. Wolfson, P.B. Hansen, A. Kioch and K.E. Stubkjaer (Denmark)	
<b>LASERS</b>		<b>Demonstration of time interleaved photonic four-channel WDM sampler for hybrid analogue-digital converter</b>	60
<b>1.5<math>\mu</math>m InGaAlAs-strained MQW ridge-waveguide laser diodes with hot-carrier injection suppression structure</b>	41	J.U. Kang and R.D. Esman (USA)	
H. Fukano, Y. Noguchi and S. Kondo (Japan)		<b>Design of short dispersion decreasing fibre for enhanced compression of higher-order soliton pulses around 1550nm</b>	61
<b>9.5W CW output power from high brightness 980nm InGaAs/AlGaAs tapered laser arrays</b>	43	M.D. Pelusi, Y. Matsui and A. Suzuki (Japan)	
F.J. Wilson, J.J. Lewandowski, B.K. Nayar, D.J. Robbins, P.J. Williams, N. Carr and F.O. Robson (United Kingdom)		<b>Experimental measurement of group velocity dispersion in photonic crystal fibre</b>	63
<b>Investigation of data transmission characteristics of polarisation-controlled 850nm GaAs-based VCSELs grown on (311)B substrates</b>	45	M.J. Gander, R. McBride, J.D.C. Jones, D. Mogilevtsev, T.A. Birks, J.C. Knight and P.St.J. Russell (United Kingdom)	
H. Uenohara, K. Tatenno, T. Kagawa, Y. Ohiso, H. Tsuda, T. Kurokawa and C. Amano (Japan)			
<b>Low current and highly reliable operation at 80°C of 650nm 5mW LDs for DVD applications</b>	46		
M. Ohya, H. Fujii, K. Doi and K. Endo (Japan)			
<b>Modelocked distributed Bragg reflector laser</b>	48		
H. Fan, N.K. Dutta, U. Koren, C.H. Chen and A.B. Piccirilli (USA)			

(continued on inside back cover)

# ELECTRONICS LETTERS

THE INSTITUTION OF ELECTRICAL ENGINEERS

7 JANUARY 1999  
ELLEAK 35 (1)

VOLUME 35  
1 - 96

NUMBER 1  
ISSN 0013-5194

ELECTRONICS LETTERS (ISSN 0013-5194) is published every other week except for one issue in December (total of 25 issues), 1999 annual subscription price £630.00. Single copy £26.00. Available also in a concurrent microfiche edition at the same subscription rate as for the printed edition. Air mail service direct to subscribers an additional £62.00.

All subscription inquiries and orders should be sent to IEE Publication Sales, PO Box 96, Stevenage SG1 2SD, United Kingdom.

Contributions should be in accordance with the Guide to Authors, which is usually to be found on the inside back cover or the last page of each issue, and should be addressed as indicated in the Guide.

All other correspondence, including advertisements, should be sent to the IEE Publishing Department.

The advantages of rapid publication given by *Electronics Letters* are nullified if subscribers are subject to excessive delays in the receipt of the journal. The Executive Editor would be grateful to learn of any difficulties subscribers may experience.

#### **Electronics Letters Online**

*Electronics Letters* is available online through the IEE Online Journals service on the IEE's World-Wide Web server. Articles are stored in PDF format and may be viewed and printed using the Adobe® Acrobat® Reader. Features include: browsable table of contents pages for each journal issue, cross-journal searching of bibliographic records (inc. authors, titles, abstracts), and the ability to print articles locally. The issues are added in advance of print publication. For further information, please look at <http://ioj.iee.org.uk/> or contact the Marketing Department at Stevenage.

#### **Copyright and copying**

This publication is copyright under the Berne Convention and the Universal Copyright Convention. All rights reserved. Apart from any copying under the UK Copyright, Designs and Patents Act 1988, Part 1, Section 38, whereby a single copy of an article may be supplied, under certain conditions, for the purposes of research or private study, by a library of a class prescribed by The Copyright (Librarians and Archivists) (Copying of Copyright Material) Regulations 1989: SI 1989/1212, no part of this publication may be reproduced, stored in a retrieval system or transmitted in any form or by any means without the prior permission of the copyright owners. Permission is, however, not required to copy abstracts of individual contributions on condition that a full reference to the source is shown.

#### **Single copies may be made for the purpose of research or private study.**

Authorisation to photocopy items for internal or personal use, or for the internal or personal use of specific clients, is granted by the Institution of Electrical Engineers for libraries and other users registered with the Copyright Clearance Center Transactional Reporting Service, provided that the base fee of \$10.00 per copy is paid directly to the Copyright Clearance Center, Inc., 21 Congress Street, Salem, MA 01970, USA. 00135194/97 \$10.00. This authorisation does not extend to other kinds of copying, such as copying for general distribution, for advertising or promotional purposes, for creating new collective works or for resale.

#### **Multiple copying of the content of this publication without permission is always illegal.**

The IEE is not as a body responsible for the opinions expressed by individual authors in *Electronics Letters*.

The IEE is a member of the Association of Learned & Professional Society Publishers.

The Institution of Electrical Engineers  
Savoy Place  
London WC2R 0BL  
United Kingdom

Telephone +44 (0)1 71 240 1871

Facsimile +44 (0)1 71 240 7735

WWW <http://www.iee.org.uk>

#### **Publishing Department:**

IEE  
Michael Faraday House  
Six Hills Way  
Stevenage SG1 2AY  
United Kingdom

Telephone +44 (0) 1438 313311

Telex 825578 IEESTV G

#### **Facsimile:**

Sales +44 (0) 1438 742792

Editorial +44 (0) 1438 742849

Advertising +44 (0) 1438 318361

Marketing +44 (0) 1438 742840

E-mail:

#### **Secretary of the IEE:**

J. C. Williams, OBE, PhD, FEng, FIEE

#### **Editorial staff:**

Gill Wheeler (Managing Editor)

Joanne Davies

Rachel Smyly

#### **HONORARY EDITORS**

Sir Eric Ash, CBE, FEng, FRS

Prof. Peter Clarricoats, CBE, FEng, FRS

Prof. Chris Toumazou

© 1999: The Institution of Electrical  
Engineers

#### *Typeset in England by*

Pindar plc  
Ryedale Building  
First Floor  
60 Piccadilly  
York YO1 9WU

#### *Printed in UK by*

A. McLay & Co. Limited  
Longwood Drive  
Forest Farm  
Cardiff CF4 7ZB

*Security analysis:* Some possible attacks against the proposed scheme are presented below.

*Attack 1:* Although the group authority has the knowledge of  $(r_i, s_i, k_i)$ , the group signature cannot be forged without the secret key  $x_i$  of  $U_i$ . It is impossible to obtain  $x_i$  from  $y_i$  without being able to solve the discrete logarithm problem. Moreover, because the generator  $\alpha_i = g^{a \cdot k_i} \bmod p$ ,  $k_i \in \mathbb{Z}_q^*$  and  $a \in \mathbb{Z}_q^*$ , both  $\alpha_i$  and  $g$  have the same order  $q$ . Therefore, forging  $(R, S)$  is as difficult as breaking ElGamal's scheme [3]. Since the group authority cannot forge the group signature, forgery by an adversary is even more difficult. Thus, the impersonation attack can not be successful.

*Attack 2:* The signer  $U_i$  can be identified if we can obtain  $y_i$  from the signature  $\{R, S, h(m), A, B, C, D, E\}$ . Since the receiver does not know the  $(r_i, s_i, k_i)$  of the group authority, he cannot check the equation  $D^b \cdot y_i^c \cdot E \equiv D^{s_i} \bmod p$ . Obtaining  $(r_i, s_i, k_i)$  from given  $\{A, B, C, D, E\}$  depends on the discrete logarithm.

*Attack 3:* The group authority may publish the information  $(r_i, s_i, y_i)$  for the message  $m$ 's signature to enable a verifier to check the identity of  $U_i$ . This does not damage the anonymity of  $U_i$ 's previous group signatures because the information  $(r_i, s_i, y_i)$  is only provided for the specific group signature  $\{R, S, h(m), A, B, C, D, E\}$ . For different messages,  $U_i$  will have chosen different random integers  $a$  and  $b$  to generate group signatures. If an adversary wants to obtain  $a, b$  and  $(r_i, s_i)$  from given  $\{A, B, C, D, E\}$ , this is as difficult as solving the discrete logarithm.

*Discussion:* The improved scheme preserves the main merits inherent in most of the Lee-Chang scheme. In the case of a later dispute, the group authority may publish the information  $(r_i, s_i, y_i)$  to enable a verifier to check the identity of the signer, although this does not damage the anonymity of the other previous signatures of the signer. Meanwhile, the group authority need not renew any key of the signer. The reason is that the information  $(r_i, s_i, y_i)$  is only provided for the specific group signature  $\{R, S, h(m), A, B, C, D, E\}$ . Compared to the original scheme, the improved scheme requires some additional cost in terms of computational time and the size of the group signature. For generating a group signature, the signer  $U_i$  may precompute several different  $\{\alpha_i, A, B, C, D, E\}$  using  $(r_i, s_i)$  to reduce the real-time computational time.

*Conclusions:* We have proposed an improved group signature scheme based on the discrete logarithm. In our improvement, a group signature can be opened to reveal the identity of the signer, the anonymity of the other previous signatures signed by this group member are not damaged. Meanwhile, the group authority also need not renew the keys of the signer. We have demonstrated some possible attacks against the proposed scheme. Under the difficulty of computing the discrete logarithm problem, we have shown that the improved scheme is secure against these attacks.

© IEE 1999  
Electronics Letters Online No: 19990071

28 October 1998

Yuh-Min Tseng and Jinn-Ke Jan (Institute of Applied Mathematics, National Chung Hsing University, Taichung, Taiwan 402, Republic of China)

Jinn-Ke Jan: corresponding author

E-mail: jkjan@amath.nchu.edu.tw

## References

- CHAUM, D., and HEYST, F.: 'Group signatures', *Proc. EUROCRYPT'91*, 1992, pp. 257-265
- CHEN, L., and PEDERSEN, T.P.: 'New group signature schemes', *Proc. EUROCRYPT'94*, 1995, pp. 171-181
- ELGAMAL, T.: 'A public key crypto system and a signature scheme based on discrete logarithms', *IEEE Trans. Inf. Theory*, 1985, **31**, (4), pp. 469-472
- LEE, W.B., and CHANG, C.C.: 'Efficient group signature scheme based on the discrete logarithm', *IEE Proc. Comput. Digit. Tech.*, 1998, **145**, (1), pp. 15-18
- NYBERG, K., and RUEPPEL, R.A.: 'Message recovery for signature schemes based on the discrete logarithm problem', *Designs, Codes*

## Low density parity check codes with semi-random parity check matrix

Li Ping, W.K. Leung and Nam Phamdo

A semi-random approach to low density parity check code design is shown to achieve essentially the same performance as an existing method, but with considerably reduced complexity.

*Introduction:* Recently, there has been revived interest in the low density parity check (LDPC) codes originally introduced in 1962 by Gallager [1]. It has been shown that such codes can achieve very good performances (within 1.5dB of theoretical limits) with modest decoding complexity [2].

An LDPC code is defined from a randomly generated parity check matrix  $\mathbf{H}$  [2]. For the purpose of encoding, it is necessary to transfer  $\mathbf{H}$  into  $\mathbf{H}_{sys}$ , the equivalent systematic form of  $\mathbf{H}$ , which can be accomplished by Gaussian elimination. For a rate  $R = k/n$  ( $k =$  information length,  $n =$  coded length), the size of  $\mathbf{H}$  is  $(n-k) \times n$ . When  $n$  is large, Gaussian elimination can be costly in terms of both memory and the operations involved. Besides, a considerable amount of memory is required to store  $\mathbf{H}_{sys}$  in the encoder, which is not necessarily sparse even though  $\mathbf{H}$  is usually designed so.

In this Letter, we report a modified approach to LDPC code design. We adopt a semi-random technique, i.e. only part of  $\mathbf{H}$  is generated randomly, and the remaining part is deterministic. The new method can achieve essentially the same performance as the standard LDPC encoding method with significantly reduced complexity.

*Proposed approach:* For simplicity we will only consider binary codes. Decompose the codeword  $\mathbf{c}$  as  $\mathbf{c} = [\mathbf{p}, \mathbf{d}]$ , where  $\mathbf{p}$  and  $\mathbf{d}$  contain the parity and information bits, respectively. Accordingly, we decompose  $H$  into  $\mathbf{H} = [\mathbf{H}^p, \mathbf{H}^d]$ . Then

$$(\mathbf{H}^p, \mathbf{H}^d) \begin{pmatrix} \mathbf{p} \\ \mathbf{d} \end{pmatrix} = \mathbf{0} \quad (1)$$

In the proposed method,  $\mathbf{H}^p$  is constructed in some deterministic form. Empirically, we found the following a good choice (recall that  $\mathbf{H}^p$  must be a square matrix [3]):

$$\mathbf{H}^p = \begin{pmatrix} 1 & & & & 0 \\ 1 & 1 & & & \\ & \ddots & \ddots & & \\ 0 & & & 1 & 1 \end{pmatrix} \quad (2)$$

We adopt the following rules to create  $\mathbf{H}^d$ . Let  $t$  be a preset integer constrained by (i)  $t$  divides  $n-k$  and (ii)  $n-k$  divides  $kt$ . Partition  $\mathbf{H}^d$  (which has  $n-k$  rows) into  $t$  equal sub-blocks as

$$\mathbf{H}^d = \begin{pmatrix} \mathbf{H}^{d1} \\ \vdots \\ \mathbf{H}^{dt} \end{pmatrix} \quad (3)$$

In each sub-block  $\mathbf{H}^{di}$ ,  $i = 1, 2, \dots, t$ , we randomly create exactly one element 1 per column and  $kt/(n-k)$  1s per row. The partition in eqn. 3 is to best increase the recurrence distance of each bit in the encoding chain (see below) and, intuitively, reduces the correlation during the decoding process. The resultant  $\mathbf{H}^d$  has a column weight of  $t$  and a row weight of  $kt/(n-k)$  (the weight of a vector is the number of 1s among its elements).

Based on eqns. 1 and 2,  $\mathbf{p} = \{p_i\}$  can easily be calculated from a given  $\mathbf{d} = \{d_i\}$  as

$$p_1 = \sum_j h_{1j}^d d_j, \quad \text{and} \quad p_i = p_{i-1} + \sum_j h_{ij}^d d_j \pmod{2} \quad (4)$$

Compared with the standard LDPC code design [2], the above method has several advantages. First, the encoding process in eqn. 4 is much simpler than a full Gaussian elimination. Secondly, a random  $\mathbf{H}^d$  can be singular, which causes additional programming complexity in realising a specified rate. On the other hand,  $\mathbf{H}^p$  in eqn. 2 is always non-singular so the new method can realise any given rate directly and precisely. Thirdly, it requires very little memory to store  $\mathbf{H}^d$  in the encoder if  $\mathbf{H}^d$  is sparse (this can be

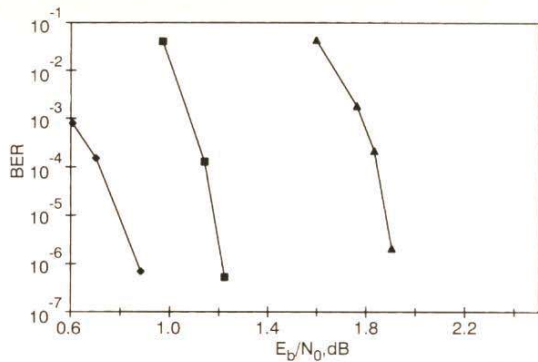


Fig. 1 Performances of LDPC codes generated by semi-random parity check matrices with  $k = 30000$

- ◆  $R = 1/3$
- $R = 1/2$
- ▲  $R = 2/3$

**Simulation study:** Fig. 1 contains the simulated performances of the proposed encoding method for various rates (1/3, 1/2, 2/3) using  $t = 4$ . The decoding algorithm follows that in [2]. The results are essentially the same as those obtained using fully random  $H$ .

**Conclusion:** It has been shown that a semi-random approach to LDPC code design can achieve essentially the same performance as the existing method with considerably reduced complexity.

© IEE 1999

23 November 1998

Electronics Letters Online No: 19990065

Li Ping and W.K. Leung (Department of Electronic Engineering, City University of Hong Kong, Hong Kong)

E-mail: eeliping@cityu.edu.hk

Nam Phamdo (Department of Electrical and Computer Engineering, State University of New York at Stony Brook, Stony Brook, NY 11794-2350, USA)

## References

- GALLAGER, R.G.: 'Low density parity check codes', *IRE Trans. Inf. Theory*, 1962, **IT-8**, pp. 21-28
- MacKAY, D.J.C., and NEAL, R.M.: 'Near Shannon limit performance of low density parity check codes', *Electron. Lett.*, 1997, **33**, (6), pp. 457-458
- PROAKIS, J.G.: 'Digital communications' (McGraw-Hill, 1995)
- PETERSON, W.W., and WELDON, E.J., Jr.: 'Error-correcting codes' (MIT Press, Cambridge, Massachusetts, 1972) 2nd edn.

## Non-binary convolutional codes for turbo coding

C. Berrou and M. Jézéquel

The authors consider the use of non-binary convolutional codes in turbo coding. It is shown that quaternary codes can be advantageous, both from performance and complexity standpoints, but that higher-order codes may not bring further improvement.

**Introduction:** Turbo codes are error correcting codes with at least two dimensions (i.e. each datum is encoded at least twice). The decoding of turbo codes is based on an iterative procedure using the concept of extrinsic information. Fig. 1 gives an example of a two-dimensional turbo code built from a parallel concatenation of two identical recursive systematic convolutional (RSC) codes with generators 15, 13 (octal notation). The global (non-iterative) decoding of such a code is too complex to be envisaged because of the very large number of states induced by the interleaver. An iterative procedure is therefore used, the two codes being decoded

decoders passing the result of their work to each other, at each iterative step.

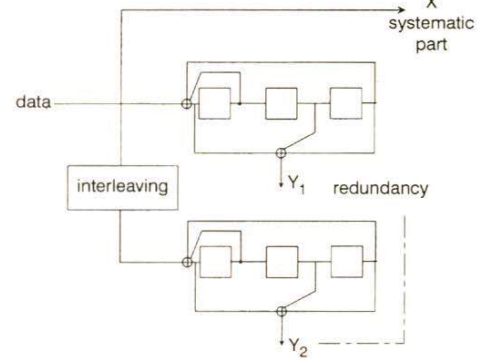


Fig. 1 Two-dimension turbo code with generators 15, 13

**Binary codes versus quaternary codes:** Fig. 2a represents a block of size  $k$  encoded by the code of Fig. 1. This block is seen as a two-dimensional  $\sqrt{k} \times \sqrt{k}$  block and for simplicity we consider that the interleaver is a regular one: the sequence is encoded first by  $C_1$ , following the horizontal or line-wise dimension, and secondly by  $C_2$ , following the vertical or column-wise dimension. The dashes on both dimensions symbolise the path error packets at the output of the two decoders, at a particular step of the iterative process. These packets do not contain only erroneous decisions but they indicate where a wrong path has been chosen either by the decoder of  $C_1$  or by the decoder of  $C_2$ . This corresponds to a certain path error density per dimension, which is the same in both dimensions if the component codes are identical.

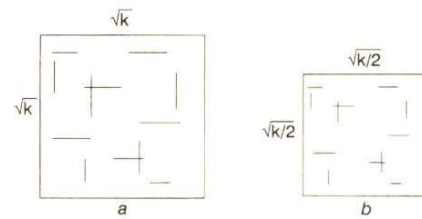


Fig. 2 Path error packets in turbo decoding

- a Binary codes
- b Quaternary codes

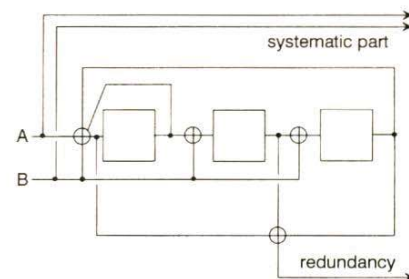


Fig. 3 8-state quaternary recursive systematic convolutional (RSC) code with generators 15, 13

The performance of turbo decoding is strongly dependent on the path error density per dimension. Obviously, the more numerous and the longer the horizontal and vertical dashes in the square box are, the harder the convergence to the correct codeword is. Now for each component code, replace the binary code of Fig. 1 by the quaternary code of Fig. 3. The data are thus encoded and interleaved in couples. The size of the block is  $k/2$  couples and the square box now has the dimensions  $\sqrt{k/2} \times \sqrt{k/2}$  (Fig. 2b). When a decoder selects a path in the decoding trellis, the same amount of information is used in the cases of both binary and quaternary codes, therefore the convergence to the correct codeword is