

Handbook of Pharmaceutical Excipients

FIFTH EDITION

Edited by

Raymond C Rowe

BPharm, PhD, DSc, FRPharmS, CChem,
FRSC, CPhys, MInstP

Chief Scientist

Intelligensys Ltd
Billingham, UK

Paul J Sheskey

BSc, RPh

Technical Services Leader

The Dow Chemical Company
Midland
MI, USA

Siân C Owen

BSc, MA

Development Editor

Royal Pharmaceutical Society of Great Britain
London, UK



London • Chicago

Pharmaceutical Press

Published by the Pharmaceutical Press

Publications division of the Royal Pharmaceutical Society of Great Britain

1 Lambeth High Street, London SE1 7JN, UK
100 South Atkinson Road, Suite 206, Grayslake, IL 60030-7820, USA

and the American Pharmacists Association

2215 Constitution Avenue, NW, Washington, DC 20037-2985, USA

© Pharmaceutical Press and American Pharmacists Association 2006

(PP) is a trademark of Pharmaceutical Press

First published 1986
Second edition published 1994
Third edition published 2000
Fourth edition published 2003
Fifth edition published 2006

Printed in Great Britain by Butler & Tanner, Frome, Somerset
Typeset by Data Standards Ltd, Frome, Somerset

ISBN 0 85369 618 7 (UK)
ISBN 1 58212 058 7 (USA)

All rights reserved. No part of this publication may be reproduced, stored in a retrieval system, or transmitted in any form or by any means, without the prior written permission of the copyright holder.

The publisher makes no representation, express or implied, with regard to the accuracy of the information contained in this book and cannot accept any legal responsibility or liability for any errors or omissions that may be made.

A catalogue record for this book is available from the British Library

Library of Congress Cataloging-in-Publication Data

Handbook of pharmaceutical excipients.—5th ed. / edited by Raymond C. Rowe, Paul J. Sheskey, Siân C. Owen.
p. ; cm.

Includes bibliographical references and index.
ISBN 1-58212-058-7 (USA) — ISBN 0-85369-618-7 (UK)

1. Excipients—Handbooks, manuals, etc.
[DNLM: 1. Excipients—Handbooks. 2. Technology, Pharmaceutical—Handbooks. QV 735 H236 2006] I. Rowe, Raymond C. II. Sheskey, Paul J. III. Owen, Siân C. IV. American Pharmacists Association.

RS201.E87H36 2006
615'.19—dc22

2005028523

Mannitol

1 Nonproprietary Names

BP: Mannitol
JP: D-Mannitol
PhEur: Mannitolum
USP: Mannitol

2 Synonyms

Cordycepic acid; C*PharmMannidex; E421; manna sugar; D-mannite; mannite; Mannogem; Pearlitol.

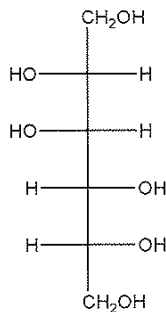
3 Chemical Name and CAS Registry Number

D-Mannitol [69-65-8]

4 Empirical Formula and Molecular Weight

C₆H₁₄O₆ 182.17

5 Structural Formula



6 Functional Category

Diluent; diluent for lyophilized preparations; sweetening agent; tablet and capsule diluent; tonicity agent.

7 Applications in Pharmaceutical Formulation or Technology

Mannitol is widely used in pharmaceutical formulations and food products. In pharmaceutical preparations it is primarily used as a diluent (10–90% w/w) in tablet formulations, where it is of particular value since it is not hygroscopic and may thus be used with moisture-sensitive active ingredients.^(1,2)

Mannitol may be used in direct-compression tablet applications,^(3–7) for which the granular and spray-dried forms are available, or in wet granulations.⁽⁸⁾ Granulations containing mannitol have the advantage of being dried easily. Specific tablet applications include antacid preparations, glyceryl trinitrate tablets, and vitamin preparations. Mannitol is commonly used as an excipient in the manufacture of chewable tablet formulations because of its negative heat of solution, sweetness, and 'mouth feel'.^(9,10)

In lyophilized preparations, mannitol (20–90% w/w) has been included as a carrier to produce a stiff, homogeneous cake that improves the appearance of the lyophilized plug in a vial.^(11–20) A pyrogen-free form is available specifically for this use.

Mannitol has also been used to prevent thickening in aqueous antacid suspensions of aluminum hydroxide (<7% w/v). It has been suggested as a plasticizer in soft-gelatin capsules, as a component of sustained-release tablet formulations,⁽²¹⁾ and as a carrier in dry powder inhalers.^(22,23) It is also used as a diluent in rapidly dispersing oral dosage forms.^(24,25) It is used in food applications as a bulking agent.

Therapeutically, mannitol administered parenterally is used as an osmotic diuretic, as a diagnostic agent for kidney function, as an adjunct in the treatment of acute renal failure, and as an agent to reduce intracranial pressure, treat cerebral edema, and reduce intraocular pressure. Given orally, mannitol is not absorbed significantly from the GI tract, but in large doses it can cause osmotic diarrhea; see Section 14.

8 Description

Mannitol is D-mannitol. It is a hexahydric alcohol related to mannose and is isomeric with sorbitol.

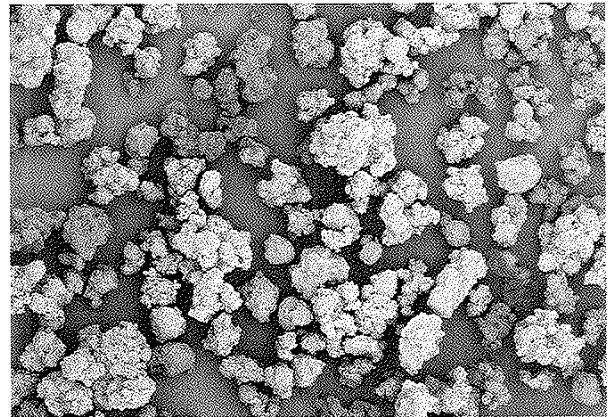
Mannitol occurs as a white, odorless, crystalline powder, or free-flowing granules. It has a sweet taste, approximately as sweet as glucose and half as sweet as sucrose, and imparts a cooling sensation in the mouth. Microscopically, it appears as orthorhombic needles when crystallized from alcohol. Mannitol shows polymorphism.⁽²⁶⁾

9 Pharmacopeial Specifications

See Table I.

SEM: 1


Excipient: Mannitol
Manufacturer: Merck
Magnification: 50×
Voltage: 3.5 kV



00005558 — 100 μm — MERCK REM-Team

SEM: 2

Excipient: Mannitol
Manufacturer: Merck
Magnification: 500×
Voltage: 3.5 kV



SEM: 3

Excipient: Mannitol powder
Manufacturer: SPI Polyols Inc.
Lot No: 3140G8
Magnification: 100×



10 Typical Properties

Compressibility: *see* Figure 1.
Density (bulk):
 0.430 g/cm³ for powder;
 0.7 g/cm³ for granules.
Density (tapped):
 0.734 g/cm³ for powder;
 0.8 g/cm³ for granules.
Density (true): 1.514 g/cm³
Dissociation constant: pK_a = 13.5 at 18°C
Flash point: <150°C
Flowability: powder is cohesive, granules are free flowing.
Heat of combustion: 16.57 kJ/g (3.96 kcal/g)
Heat of solution: -120.9 J/g (-28.9 cal/g) at 25°C
Melting point: 166–168°C

SEM: 4

Excipient: Mannitol granular
Manufacturer: SPI Polyols Inc.
Lot No: 2034F8
Magnification: 100×



Moisture content: *see* Figure 2.

Osmolarity: a 5.07% w/v aqueous solution is isoosmotic with serum.

Particle size distribution:

Pearlitol 300 DC: maximum of 0.1% greater than 500 μm and minimum of 90% greater than 200 μm in size;
Pearlitol 400 DC: maximum of 20% greater than 500 μm and minimum of 85% greater than 100 μm in size;
Pearlitol 500 DC: maximum of 0.5% greater than 841 μm and minimum of 90% greater than 150 μm in size.
 Average particle diameter is 250 μm for *Pearlitol 300 DC*, 360 μm for *Pearlitol 400 DC* and 520 μm for *Pearlitol 500 DC*.⁽²⁷⁾ *See also* Figure 3.

Table I: Pharmacopeial specifications for mannitol.

Test	JP 2001	PhEur 2005	USP 28
Identification	+	+	+
Characters	—	+	—
Solution appearance	+	+	—
Melting range	166–169°C	165–170°C	164–169°C
Specific rotation	+137° to +145°	+23° to +25°	+137° to +145°
Conductivity	—	≤ 20 μS·cm ⁻¹	—
Acidity	+	—	+
Loss on drying	≤ 0.3%	≤ 0.5%	≤ 0.3%
Chloride	≤ 0.007%	—	≤ 0.007%
Sulfate	≤ 0.01%	—	≤ 0.01%
Arsenic	≤ 1.3 ppm	—	≤ 1 ppm
Lead	—	≤ 0.5 ppm	—
Nickel	+	≤ 1 ppm	—
Heavy metals	≤ 5 ppm	—	—
Reducing sugars	+	≤ 0.2%	+
Residue on ignition	≤ 0.10%	—	—
Related substances	—	≤ 0.1%	—
Bacterial endotoxins	—	≤ 4 IU/g ^(a)	—
Microbial contamination	—	≤ 100/g	—
Assay (dried basis)	≥ 98.0%	98.0–102.0%	96.0–101.5%

^(a) Test applied only if the mannitol is to be used in the manufacture of parenteral dosage forms.

Table II: Solubility of mannitol.

Solvent	Solubility at 20°C
Alkalis	Soluble
Ethanol (95%)	1 in 83
Ether	Practically insoluble
Glycerin	1 in 18
Propan-2-ol	1 in 100
Water	1 in 5.5

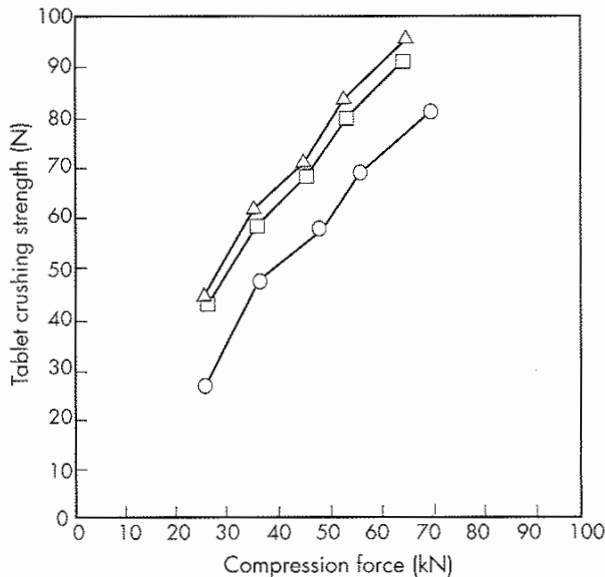


Figure 1: Compression characteristics of granular mannitol (Pearlitol, Roquette Frères).
 ○: Pearlitol 300DC
 □: Pearlitol 400DC
 △: Pearlitol 500DC
 Tablet diameter: 20 mm
 Lubricant: magnesium stearate 0.7% w/w for Pearlitol 400DC and Pearlitol 500DC; magnesium stearate 1% w/w for Pearlitol 300DC.

Refractive index: $n_D^{20} = 1.333$

Solubility: see Table II.

Specific surface area: 0.37–0.39 m²/g

11 Stability and Storage Conditions

Mannitol is stable in the dry state and in aqueous solutions. Solutions may be sterilized by filtration or by autoclaving and if necessary may be autoclaved repeatedly with no adverse physical or chemical effects.⁽²⁸⁾ In solution, mannitol is not attacked by cold, dilute acids or alkalis, nor by atmospheric oxygen in the absence of catalysts. Mannitol does not undergo Maillard reactions.

The bulk material should be stored in a well-closed container in a cool, dry place.

12 Incompatibilities

Mannitol solutions, 20% w/v or stronger, may be salted out by potassium chloride or sodium chloride.⁽²⁹⁾ Precipitation has been reported to occur when a 25% w/v mannitol solution was allowed to contact plastic.⁽³⁰⁾ Sodium cephalirin at 2 mg/mL

and 30 mg/mL concentration is incompatible with 20% w/v aqueous mannitol solution. Mannitol is incompatible with xylitol infusion and may form complexes with some metals such as aluminum, copper, and iron. Reducing sugar impurities in mannitol have been implicated in the oxidative degradation of a peptide in a lyophilized formation.⁽³¹⁾ Mannitol was found to reduce the oral bioavailability of cimetidine compared to sucrose.⁽³²⁾

13 Method of Manufacture

Mannitol may be extracted from the dried sap of manna and other natural sources by means of hot alcohol or other selective solvents. It is commercially produced by the catalytic or electrolytic reduction of monosaccharides such as mannose and glucose.

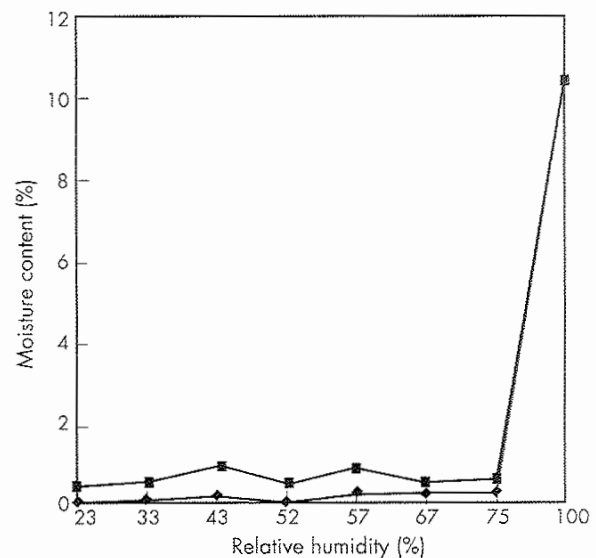


Figure 2: Sorption-desorption isotherm for mannitol.
 ◆: Sorption equilibrium moisture
 ■: Desorption equilibrium moisture

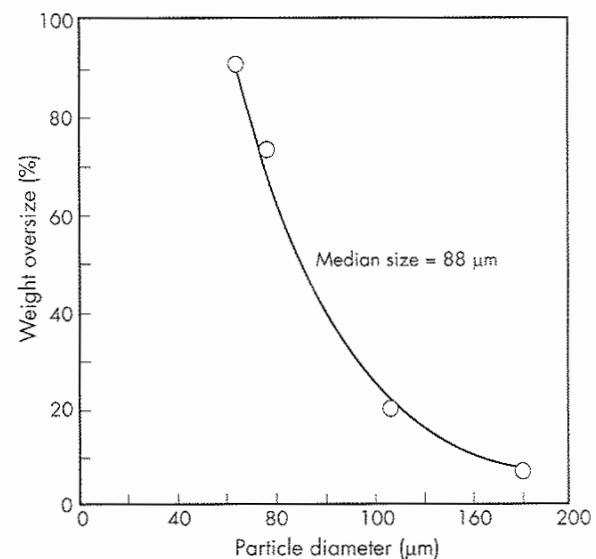


Figure 3: Particle size distribution of mannitol powder.

Explore Litigation Insights

Docket Alarm provides insights to develop a more informed litigation strategy and the peace of mind of knowing you're on top of things.

Real-Time Litigation Alerts



Keep your litigation team up-to-date with **real-time alerts** and advanced team management tools built for the enterprise, all while greatly reducing PACER spend.

Our comprehensive service means we can handle Federal, State, and Administrative courts across the country.

Advanced Docket Research



With over 230 million records, Docket Alarm's cloud-native docket research platform finds what other services can't. Coverage includes Federal, State, plus PTAB, TTAB, ITC and NLRB decisions, all in one place.

Identify arguments that have been successful in the past with full text, pinpoint searching. Link to case law cited within any court document via Fastcase.

Analytics At Your Fingertips



Learn what happened the last time a particular judge, opposing counsel or company faced cases similar to yours.

Advanced out-of-the-box PTAB and TTAB analytics are always at your fingertips.

API

Docket Alarm offers a powerful API (application programming interface) to developers that want to integrate case filings into their apps.

LAW FIRMS

Build custom dashboards for your attorneys and clients with live data direct from the court.

Automate many repetitive legal tasks like conflict checks, document management, and marketing.

FINANCIAL INSTITUTIONS

Litigation and bankruptcy checks for companies and debtors.

E-DISCOVERY AND LEGAL VENDORS

Sync your system to PACER to automate legal marketing.