

# EXHIBIT 2131



US 20030233051A1

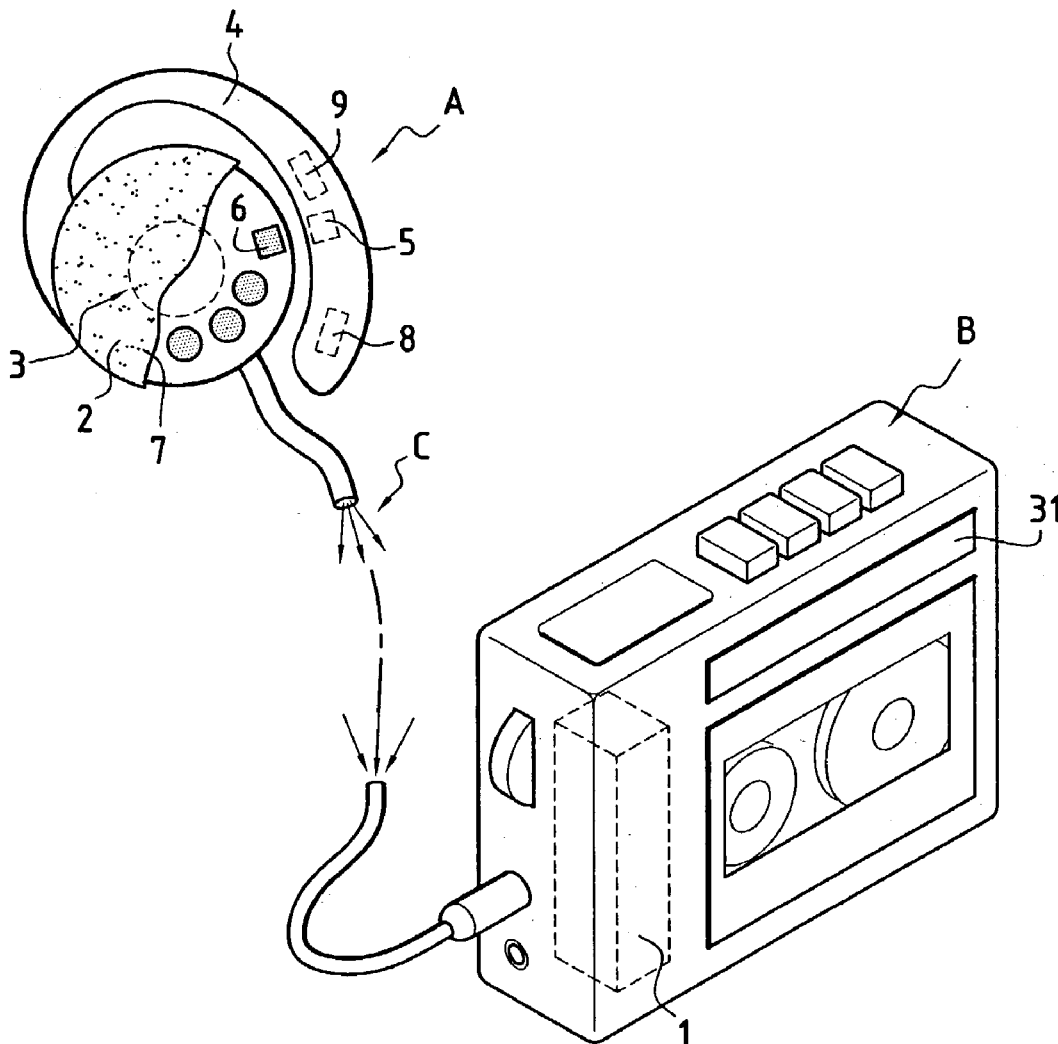
(19) **United States**(12) **Patent Application Publication** (10) **Pub. No.: US 2003/0233051 A1**  
Verjus et al. (43) **Pub. Date: Dec. 18, 2003**(54) **PORTABLE EQUIPMENT FOR MEASURING  
AND/OR MONITORING THE HEART RATE****Publication Classification**(51) **Int. Cl.<sup>7</sup>** ..... **A61B 5/02**  
(52) **U.S. Cl.** ..... **600/528**(76) **Inventors:** **Christophe Verjus**, Neuchatel (CH);  
**Rolf Vetter**, Yverdon (CH); **Patrick**  
**Celka**, Forel (CH); **Philippe Renevey**,  
Lausanne (CH)(57) **ABSTRACT**

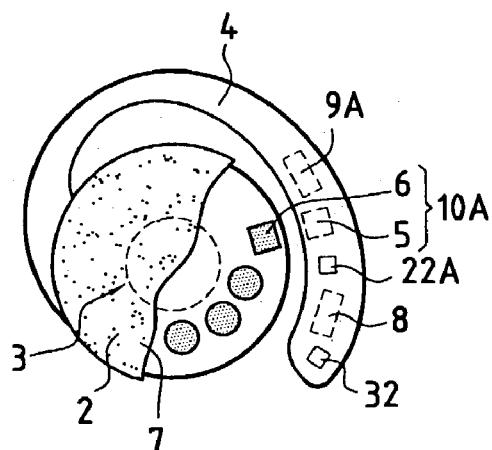
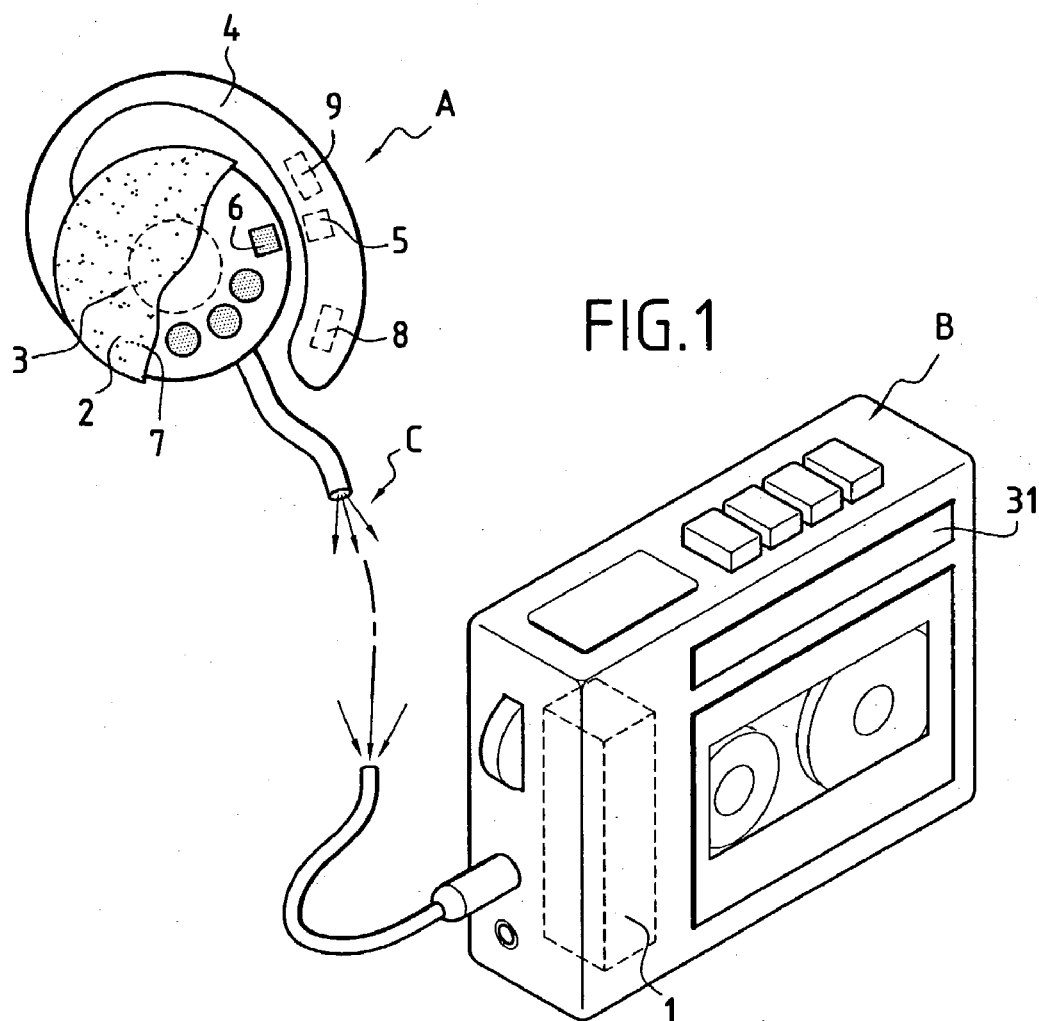
Correspondence Address:  
**JACOBSON, PRICE, HOLMAN & STERN**  
**PROFESSIONAL LIMITED LIABILITY**  
**COMPANY**  
400 Seventh Street, N.W.  
Washington, DC 20004 (US)

Portable equipment including in combination a heart rate measuring device and a sound reproduction unit including means for supplying a signal representative of the sound reproduction and for supplying sound information to a sound transducer, wherein said measuring device and said sound transducer are mounted at least in part in an assembly adapted to be fixed to an ear of a wearer of the equipment and, wherein said sound reproduction unit includes means for optionally substituting for and/or superimposing on said signal representative of said sound reproduction a signal generated from signals from said measuring device and representative of said heart rate. The equipment can take the form of a walkman, for example, or a hearing aid for the hard of hearing.

(21) **Appl. No.:** **10/463,530**(22) **Filed:** **Jun. 18, 2003**(30) **Foreign Application Priority Data**

Jun. 18, 2002 (FR)..... 02 07465





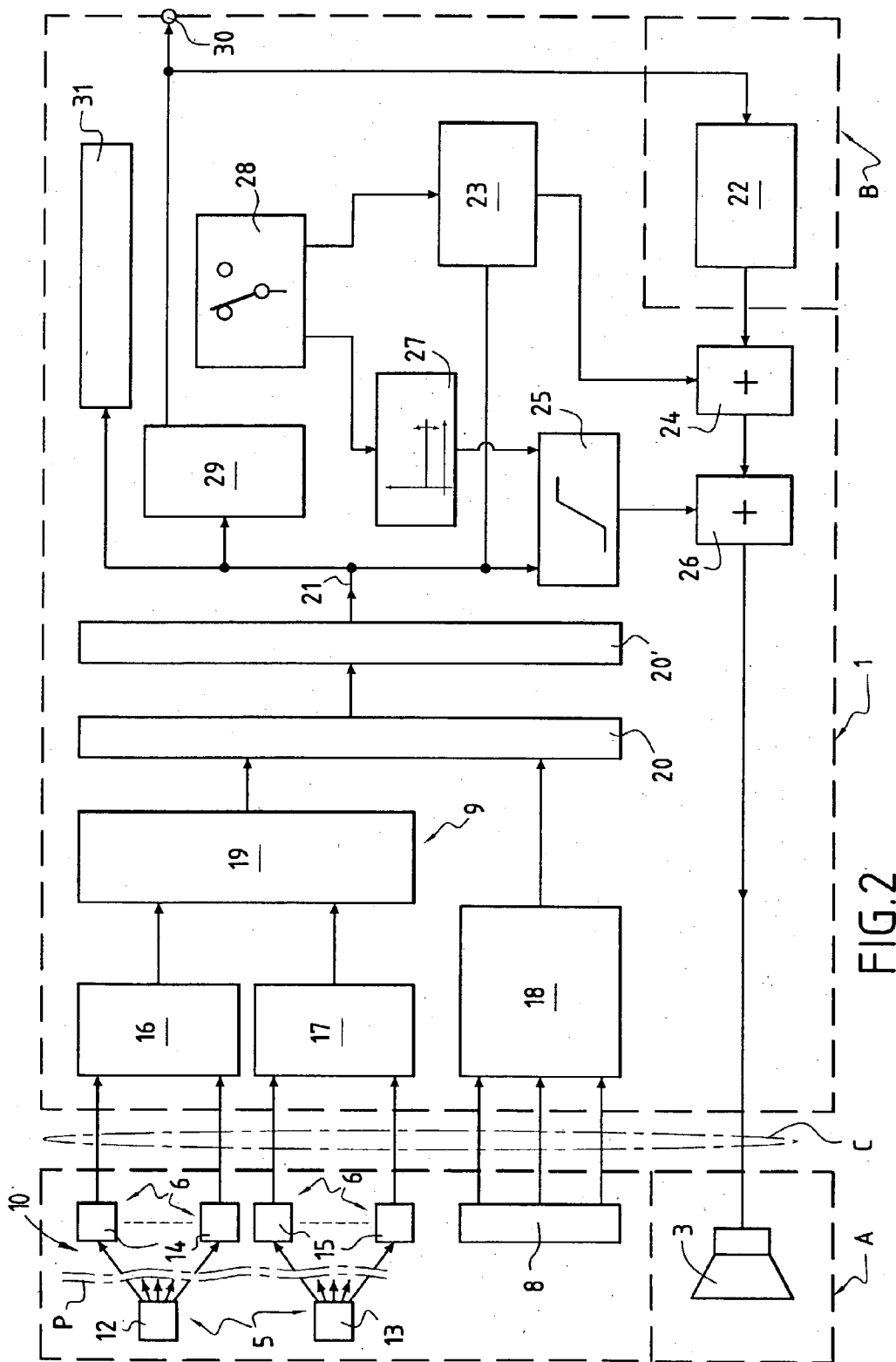


FIG. 2

## PORTABLE EQUIPMENT FOR MEASURING AND/OR MONITORING THE HEART RATE

### FIELD OF THE INVENTION

[0001] The present invention relates to portable equipment for optically measuring and/or monitoring the heart rate.

### BACKGROUND OF THE INVENTION

[0002] Many variants of this type of equipment exist already. They include an optical probe designed to be placed on a region of the skin of a user. The probe includes an emitter for radiating light into the tissue of that region and a receiver for picking up energy coming from the tissue (for example as a result of reflection on the tissue or transmission through the tissue) whose optical characteristics vary in dependence upon the circulation of the blood. The signal supplied by the receiver is analyzed and artifacts caused in particular by the movements of the user, ambient light, etc. are removed in an electronic processing unit whose output signal can be made perceptible in any appropriate manner, for example by displaying it on a screen, by reproducing it audibly, etc. The output signal can be compared to a threshold and an alarm tripped if the heart rate crosses the threshold.

[0003] Equipment having the above features is described in EP 01203686.9, filed Sep. 28, 2001 and entitled "Wrist located pulse detection using infra-red signals, activity and nonlinear artefact cancellation". That document describes in particular a probe intended to be worn on the wrist, the useful signal being extracted by a device for detecting movements of the wearer.

[0004] In another prior art device, the probe is incorporated into a chest strap and the useful signal is transmitted by radio to a display device, such as a wristwatch.

[0005] An object of the invention is to provide equipment of the kind indicated above that provides reliable information concerning the heart rate of the wearer whilst being convenient to use and particularly suitable for use by persons exercising an activity, for example a sports activity.

### SUMMARY OF THE INVENTION

[0006] The invention therefore provides a portable equipment including in combination a measuring device for measuring the heart rate and a sound reproduction unit including means for supplying a signal representative of the sound reproduction and for supplying sound information to a sound transducer, wherein said measuring device and said sound transducer are mounted at least in part in an assembly adapted to be fixed to an ear of a wearer of the equipment, wherein said sound reproduction unit includes substitution/superimposition means for optionally substituting for and/or superimposing on said signal representative of said sound reproduction a signal generated from signals from said measuring device and representative of said heart rate, wherein said assembly takes the form of an ear cushion including a casing accommodating said sound transducer and adapted to be placed in front of the external auditory meatus opening of a wearer and a horn attached to said casing and adapted to be placed behind the external ear of a wearer and said measuring device is accommodated at least in part in said casing and at least in part in said horn, and

wherein said assembly further includes an accelerometric device delivering motion signals representative of the motion of a wearer when the assembly is fixed to an ear of said wearer and said measuring device including signal processing means using said motion signals for removing at least partially artifacts due to motion in said signal representative of said heart rate.

[0007] Because of the above features, the heart rate measuring function can be associated with that of a sound reproduction device, like for example a walkman. Sound reproduction devices of this kind are very widely used, especially by persons exercising a sporting activity. The information concerning the heart rate can therefore be provided as a complement to the reproduced sound signal, which is generally entertaining and that the wearer of the equipment is used to listening to. Also, the complementary information is presented by means of a sound reproduction component (an ear cushion) that is of the usual kind and is placed over the ear of the wearer of the equipment in the usual way, the exterior shape of the probe placed over the ear being intentionally no different from that of a standard ear cushion. Furthermore, the heart rate measurement function is implemented very discreetly, which users of the equipment may see as an advantage. It will finally be noted that an ear cushion is held in place without problems despite the movements of the wearer, while the connection between the ear cushion and the body of the walkman is not modified either (at least externally), and requires only a connecting cable slightly modified compared to the usual cable. It can therefore be very robust.

[0008] In addition prior art portable devices which are in the form of an ear clip, besides the fact they pinch the ear lobe and therefore hinder its vascularization, are fixed on a flexible part of the ear (the ear lobe) and it is therefore difficult to remove in such devices the artifacts due to the motion of the body of the wearer. According to the present invention, the detecting unit being incorporated in an ear cushion, it is advantageously adapted to be worn in contact with a stiff part of the ear (the cartilage) and therefore it becomes easier to remove the artefacts due to the motion of the body.

[0009] According to other advantageous features of the invention:

[0010] said measuring device includes an optical radiation emitter and an optical radiation receiver respectively placed in said casing and in said horn so that a light path between them can pass through a portion of the external ear of a wearer,

[0011] said optical radiation emitter includes a plurality of light sources emitting at separate wavelengths that are preferably near infra-red wavelengths,

[0012] said receiver includes the same number of groups of optical radiation detectors as there are light sources in said emitter and said measuring device further includes means for calculating the average of signals supplied by the detectors of each group,

[0013] said substitution/superimposition means of said sound reproduction unit include a mixer circuit adapted to receive said signal representative of said heart rate supplied by said measuring device and

# Explore Litigation Insights

Docket Alarm provides insights to develop a more informed litigation strategy and the peace of mind of knowing you're on top of things.

## Real-Time Litigation Alerts



Keep your litigation team up-to-date with **real-time alerts** and advanced team management tools built for the enterprise, all while greatly reducing PACER spend.

Our comprehensive service means we can handle Federal, State, and Administrative courts across the country.

## Advanced Docket Research



With over 230 million records, Docket Alarm's cloud-native docket research platform finds what other services can't. Coverage includes Federal, State, plus PTAB, TTAB, ITC and NLRB decisions, all in one place.

Identify arguments that have been successful in the past with full text, pinpoint searching. Link to case law cited within any court document via Fastcase.

## Analytics At Your Fingertips



Learn what happened the last time a particular judge, opposing counsel or company faced cases similar to yours.

Advanced out-of-the-box PTAB and TTAB analytics are always at your fingertips.

## API

Docket Alarm offers a powerful API (application programming interface) to developers that want to integrate case filings into their apps.

## LAW FIRMS

Build custom dashboards for your attorneys and clients with live data direct from the court.

Automate many repetitive legal tasks like conflict checks, document management, and marketing.

## FINANCIAL INSTITUTIONS

Litigation and bankruptcy checks for companies and debtors.

## E-DISCOVERY AND LEGAL VENDORS

Sync your system to PACER to automate legal marketing.