

[Stock Screener](http://www.macrotrends.net/stocks/stock-screener)
[Stock Research](http://www.macrotrends.net/stocks/research)
[ETF Research](http://www.macrotrends.net/etf/research)
[Market Indexes](http://www.macrotrends.net/charts/stock-indexes)
[Precious Metals](http://www.macrotrends.net/charts/precious-metals)
[Energy](http://www.macrotrends.net/charts/energy)
[Commodities](http://www.macrotrends.net/charts/commodities)

<http://www.macrotrends.net>

[Exchange Rates](http://www.macrotrends.net/charts/exchange-rates)
[Interest Rates](http://www.macrotrends.net/charts/interest-rates)
[Economy](http://www.macrotrends.net/charts/economy)

### Dollar Yen Exchange Rate (USD JPY) - Historical Chart

Interactive historical chart showing the daily U.S. Dollar - Japanese Yen (USDJPY) exchange rate back to 1971. The current USD JPY exchange rate as of October 31, 2017 is **113.69**.

Historical Chart   Live Chart



#### Sponsored Financial Content

dianomi

- The No. 1 Stock to Buy Right Now (Banyan Hill)
- James Altucher Offers Free Cryptocurrency Masterclass (Agora Financial)
- See How Some Retirees Use Options Trading As A Safe Way To Earn Income (TradeWins)
- Rage, Rocket Man and the price of Donald Trump's vanity (Financial Times)
- Apple exec panics over one tech stock that could destroy Apple. (Angel Publishing)
- \$500,000 in Term Life Coverage Starting at \$16/month (AIG Direct)
- Consider future dividend stocks instead of looking at past ones. (Fidelity Investments)
- Geopolitics: Opportunity or Threat? (Aviva Investors)

ACRUX DDS PTY LTD. et al  
EXHIBIT 1636  
IPR Petition for

- [Stock Screener](#) [Stock Research](#) [ETF Research](#) <http://www.macrotrends.net/stocks/stock-screener> <http://www.macrotrends.net/stocks/research>
- [Market Indexes](#) <http://www.macrotrends.net/etf/research> <http://www.macrotrends.net/charts/stock-indexes>
- [Precious Metals](#) [Energy](#) <http://www.macrotrends.net/charts/precious-metals>
- [Commodities](#) <http://www.macrotrends.net/charts/energy> <http://www.macrotrends.net/charts/commodities>
- [Exchange Rates](#) [Interest Rates](#) [Economy](#) <http://www.macrotrends.net/charts/exchange-rates> <http://www.macrotrends.net/charts/interest-rates>

Related Charts



<http://www.macrotrends.net/2549/pound-dollar-exchange-rate-historical-chart>  
**Pound Dollar Exchange Rate - Historical Chart**



<http://www.macrotrends.net/2548/euro-dollar-exchange-rate-historical-chart>  
**Euro Dollar Exchange Rate - Historical Chart**



<http://www.macrotrends.net/2552/euro-swiss-franc-exchange-rate-historical-chart>  
**Euro Swiss Franc Exchange Rate - Historical Chart**



<http://www.macrotrends.net/2554/euro-japanese-yen-exchange-rate-historical-chart>  
**Euro Yen Exchange Rate - Historical Chart**



<http://www.macrotrends.net/1329/us-dollar-index-historical-chart>  
**Dollar Index Historical Chart**



<http://www.macrotrends.net/2551/australian-us-dollar-exchange-rate-historical-chart>  
**AUD US Dollar Exchange Rate - Historical Chart**



<http://www.macrotrends.net/2553/euro-british-pound-exchange-rate-historical-chart>  
**Euro Pound Exchange Rate - Historical Chart**



<http://www.macrotrends.net/2556/pound-japanese-yen-exchange-rate-historical-chart>  
**Pound Yen Exchange Rate - Historical Chart**

SPONSORED FINANCIAL CONTENT

The No. 1 Stock to Buy Right Now (Banyan Hill)

James Altucher Offers Free Cryptocurrency Masterclass (Agora Financial)

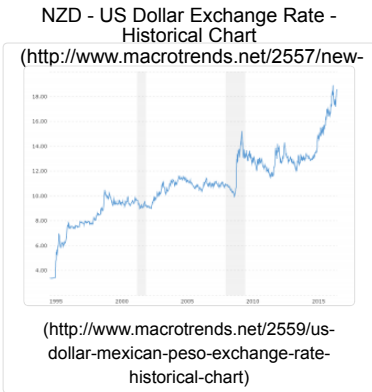
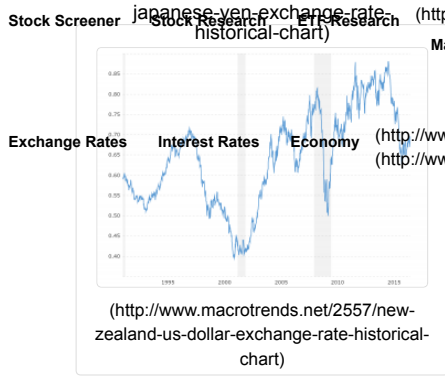
Geopolitics: Opportunity or Threat? (Aviva Investors)

Consider future dividend stocks instead of looking at past ones. (Fidelity Investments)

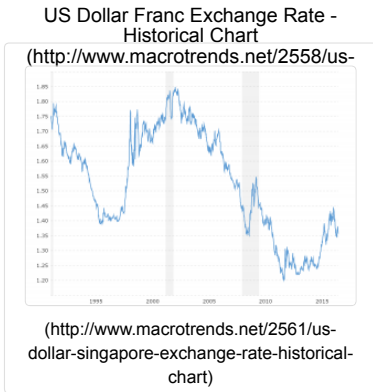
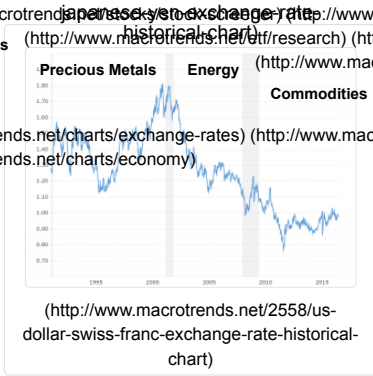
Our Free Guide Shows Beginners How To Safely Trade Options On A budget (TradeWins)

\$250,000 in Term Life Coverage Starting at \$14/month (AIG Direct)

dianomi



**Dollar Yuan Exchange Rate - Historical Chart**  
(<http://www.macrotrends.net/2575/us-dollar-yuan-exchange-rate-historical-chart>)



Historical Data	
Date	Value
Oct 31 2017	113.69
Oct 30 2017	113.18
Oct 27 2017	113.67
Oct 26 2017	113.98
Oct 25 2017	113.74
Oct 24 2017	113.90
Oct 23 2017	113.43
Oct 20 2017	113.52
Oct 19 2017	112.54
Oct 18 2017	112.94
Oct 17 2017	112.20

<a href="http://www.macrotrends.net/stocks/stock-screener">Stock Screener</a> <a href="http://www.macrotrends.net/stocks/research">Stock Research</a> <a href="http://www.macrotrends.net/etf/research">ETF Research</a> <a href="http://www.macrotrends.net/charts/stock-indexes">Historical Data</a>	
<a href="http://www.macrotrends.net/charts/precious-metals">Precious Metals</a> <a href="http://www.macrotrends.net/charts/energy">Energy</a> <a href="http://www.macrotrends.net/charts/commodities">Commodities</a>	
Date	Value
Oct 16 2017	113.49
Oct 13 2017	111.82
Oct 12 2017	112.28
Oct 11 2017	112.50
Oct 10 2017	112.45
Oct 09 2017	112.68
Oct 06 2017	112.65
Oct 05 2017	112.82
Oct 04 2017	112.76
Oct 03 2017	112.85
Oct 02 2017	112.77
Sep 29 2017	112.51
Sep 28 2017	112.34
Sep 27 2017	112.84
Sep 26 2017	112.24
Sep 25 2017	111.73
Sep 22 2017	111.99
Sep 21 2017	112.48
Sep 20 2017	112.22
Sep 19 2017	111.59
Sep 18 2017	111.57
Sep 15 2017	110.83
Sep 14 2017	110.24
Sep 13 2017	110.49
Sep 12 2017	110.17
Sep 11 2017	109.39
Sep 08 2017	107.84
Sep 07 2017	108.45
Sep 06 2017	109.22
Sep 05 2017	108.81
Sep 04 2017	109.72
Sep 01 2017	110.25
Aug 31 2017	109.98
Aug 30 2017	110.24
Aug 29 2017	109.71
Aug 28 2017	109.25
Aug 25 2017	109.36
Aug 24 2017	109.56
Aug 23 2017	109.04

10/31/2017

### Dollar Yen Exchange Rate (USD JPY) - Historical Chart | MacroTrends

<a href="#">Stock Screener</a>	<a href="#">Stock Research</a>	<a href="#">ETF Research</a>	<a href="http://www.macrotrends.net/stocks/stock-screener">http://www.macrotrends.net/stocks/stock-screener</a>	<a href="http://www.macrotrends.net/stocks/research">http://www.macrotrends.net/stocks/research</a>
			<a href="http://www.macrotrends.net/charts/stock-indexes">http://www.macrotrends.net/charts/stock-indexes</a>	<a href="http://www.macrotrends.net/charts/precious-metals">http://www.macrotrends.net/charts/precious-metals</a>
			<a href="http://www.macrotrends.net/charts/energy">http://www.macrotrends.net/charts/energy</a>	<a href="http://www.macrotrends.net/charts/commodities">http://www.macrotrends.net/charts/commodities</a>
<a href="#">Exchange Rates</a>	<a href="#">Interest Rates</a>	<a href="#">Economy</a>	<a href="http://www.macrotrends.net/charts/exchange-rates">http://www.macrotrends.net/charts/exchange-rates</a>	<a href="http://www.macrotrends.net/charts/interest-rates">http://www.macrotrends.net/charts/interest-rates</a>
			<a href="http://www.macrotrends.net/charts/economy">http://www.macrotrends.net/charts/economy</a>	
		Date	Precious Metals Value	Energy Commodities
		Aug 23 2017	109.57	
		Aug 21 2017	108.98	
		Aug 18 2017	109.18	
		Aug 17 2017	109.57	
		Aug 16 2017	110.19	
		Aug 15 2017	110.67	
		Aug 14 2017	109.63	
		Aug 11 2017	109.19	
		Aug 10 2017	109.20	
		Aug 09 2017	110.07	
		Aug 08 2017	110.32	
		Aug 07 2017	110.75	
		Aug 04 2017	110.69	
		Aug 03 2017	110.05	
		Aug 02 2017	110.72	
		Aug 01 2017	110.36	
<a href="#">Download Historical Data</a>				