



BABY TREKKER

INSTRUCTION MANUAL

NO IT'S NOT AN OCTOPUS!

For easy use, please read me.

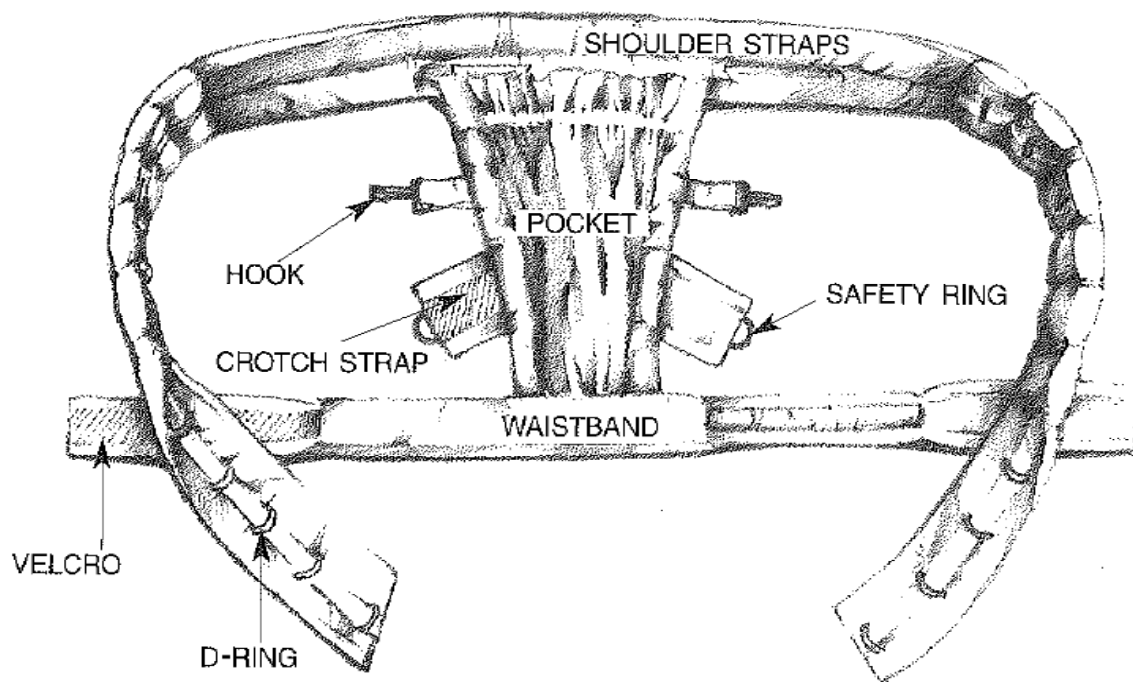
CONTENTS

- 2 PARTS OF THE BABY TREKKER
- 3 BASIC TREKKER POSITION (BABY FACING YOU)
- 6 TOO SHORT IN THE TREKKER POSITION
- 7 BABY FACING OUTWARD (BABY FACING AWAY FROM YOU)
- 8 NURSING POSITION
- 9 BACKPACK POSITION
- 11 ACCESSORIES
- 12 COMFORT AND SAFETY TIPS
- 13 FREQUENTLY ASKED QUESTIONS!
- 14 MORE QUESTIONS OR CONCERNS?

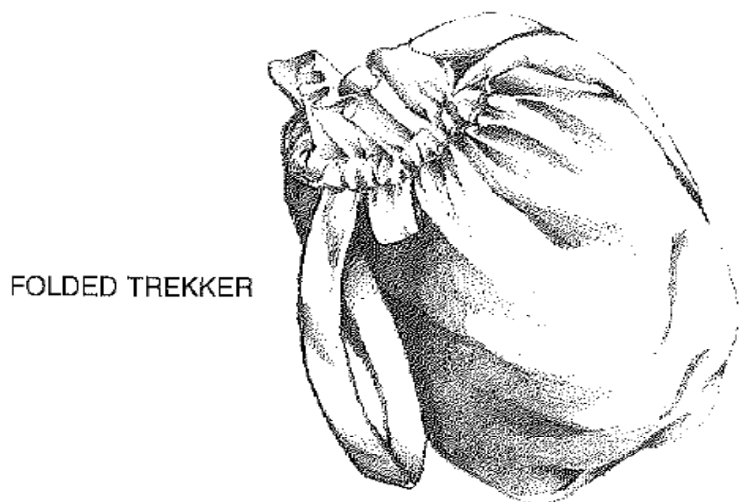
"I've had three children and five carriers, and this is the most comfortable I've ever owned."

K. SCHWERHA-SCOTT,
ELKART, INDIANA

PARTS OF THE BABY TREKKER



The pocket is useful for a diaper or wallet. The pocket is **NOT** meant to hold a baby! To return the TREKKER to its folded position: reach to the bottom of the pocket and pull the pocket inside out. The waistband will follow. Then stuff the shoulder straps in and slip the handle over your wrist, stroller handle, or store for future use.




BASIC TREKKER POSITION (BABY FACING YOU)

- **PRACTICE WITH A SMALL PILLOW FIRST!**

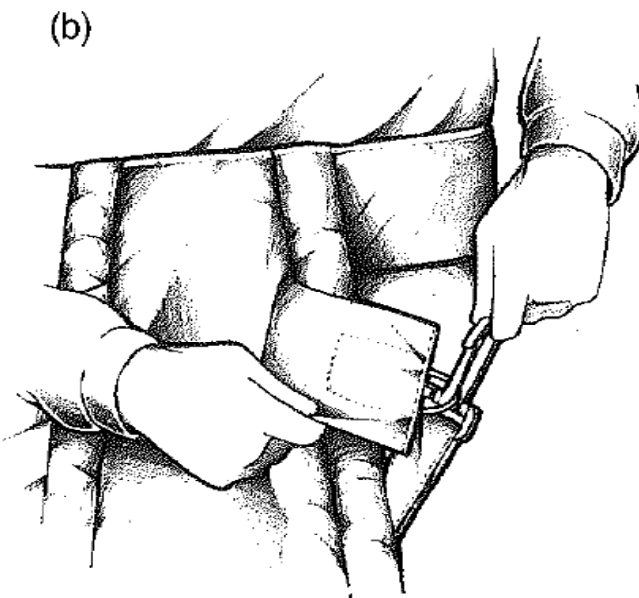
- Wrap the waistband firmly around your waist, overlapping the velcro.
- With the pocket side of the carrier down (against your legs) the carrier should hang from the bottom of the waist band. (a)

Note: for men, the waistband should be about 4 to 6" (10-16 cm) above the belly button.



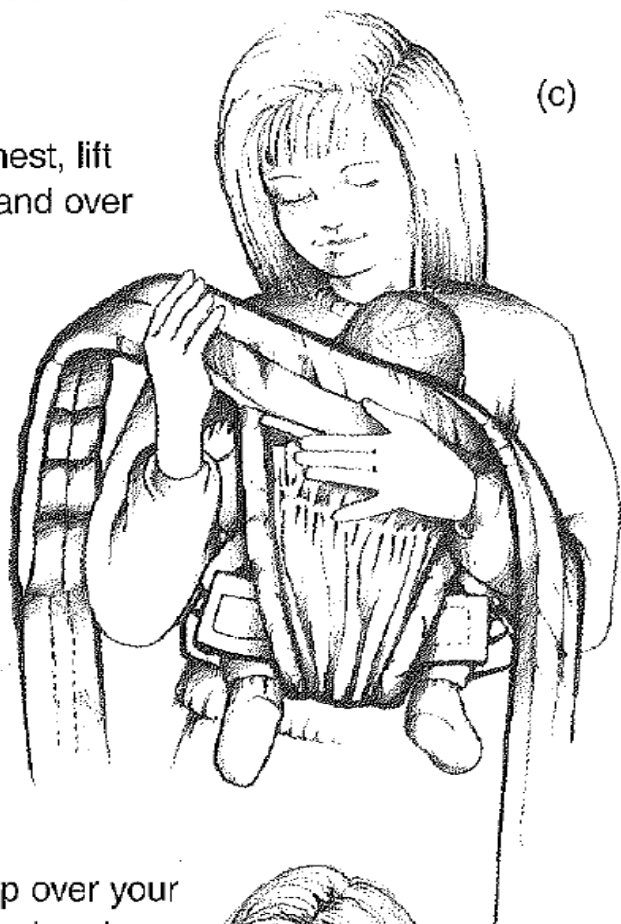
Newborn to four months

- Fasten safety straps. (b)
- Place the rings on the crotch straps through the black snaps and push down to the bottom of the snap.
- **OMIT** for babies over four months.



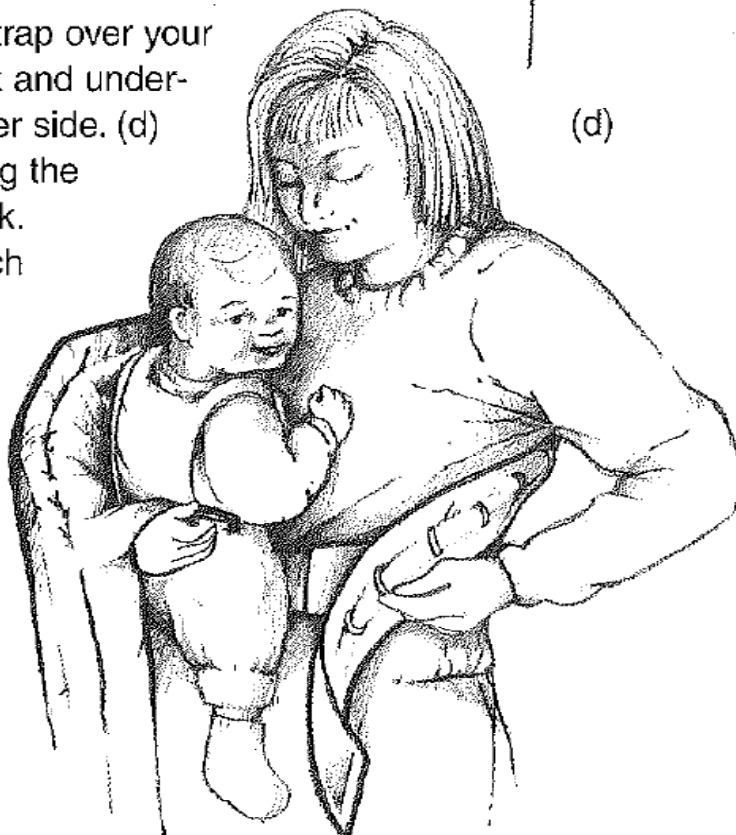
BASIC TREKKER POSITION CONT'D

- Holding baby high on your chest, lift the carrier between his legs and over his back. Make sure baby's legs hang out the sides. (c)



(c)

- Throw the right shoulder strap over your shoulder, across your back and underneath your arm on the other side. (d)
- With the hand that's holding the baby in place hold the hook.
- Use the other hand to reach behind you, grab the shoulder strap and bring it forward to snap onto one of the D rings making it snug but comfortable.



(d)

Explore Litigation Insights

Docket Alarm provides insights to develop a more informed litigation strategy and the peace of mind of knowing you're on top of things.

Real-Time Litigation Alerts



Keep your litigation team up-to-date with **real-time alerts** and advanced team management tools built for the enterprise, all while greatly reducing PACER spend.

Our comprehensive service means we can handle Federal, State, and Administrative courts across the country.

Advanced Docket Research



With over 230 million records, Docket Alarm's cloud-native docket research platform finds what other services can't. Coverage includes Federal, State, plus PTAB, TTAB, ITC and NLRB decisions, all in one place.

Identify arguments that have been successful in the past with full text, pinpoint searching. Link to case law cited within any court document via Fastcase.

Analytics At Your Fingertips



Learn what happened the last time a particular judge, opposing counsel or company faced cases similar to yours.

Advanced out-of-the-box PTAB and TTAB analytics are always at your fingertips.

API

Docket Alarm offers a powerful API (application programming interface) to developers that want to integrate case filings into their apps.

LAW FIRMS

Build custom dashboards for your attorneys and clients with live data direct from the court.

Automate many repetitive legal tasks like conflict checks, document management, and marketing.

FINANCIAL INSTITUTIONS

Litigation and bankruptcy checks for companies and debtors.

E-DISCOVERY AND LEGAL VENDORS

Sync your system to PACER to automate legal marketing.