



# Macintosh™ MacPaint



### **Limitation on Warranties and Liability**

All implied warranties concerning this manual and media, including implied warranties of merchantability and fitness for a particular purpose, are limited in duration to ninety (90) days from the date of original retail purchase of this product.

Neither Apple nor its software suppliers make any warranty or representation, either express or implied, with respect to the software described in this manual, its quality, performance, merchantability, or fitness for any particular purpose. As a result, this software is sold "as is": the purchaser assumes the entire risk as to its quality and performance.

In no event will Apple or its software suppliers be liable for direct, indirect, special, incidental, or consequential damages resulting from any defect in the software or manual, even if they have been advised of the possibility of such damages. In particular, they shall have no liability for any programs or data stored in or used with Apple products, including the costs of recovering or reproducing these programs or data.

The warranty and remedies set forth above are exclusive and in lieu of all others, oral or written, express or implied. No Apple dealer, agent, or employee is authorized to make any modification, extension, or addition to this warranty.

Some states do not allow the exclusion or limitation of implied warranties or liability for incidental or consequential damages, so the above limitation or exclusion may not apply to you. This warranty gives you specific legal rights, and you may also have other rights that vary from state to state.

### **Copyright**

This manual and the software (computer programs) described in it are copyrighted by Apple or by Apple's software suppliers, with all rights reserved. Under the copyright laws, this manual or the programs may not be copied, in whole or part, without written consent of Apple, except in the normal use of the software or to make a backup copy. This exception does not allow copies to be made for others, whether or not sold, but all of the material purchased (with all backup copies) may be sold, given, or loaned to another person. Under the law, copying includes translating into another language or format.

You may use the software on any computer owned by you but extra copies cannot be made for this purpose. For some products, a multiuse license may be purchased to allow the software to be used on more than one computer owned by the purchaser, including a shared-disk system. (Contact your authorized Apple dealer for information on multiuse licenses.)

©1983 Apple Computer, Inc.  
20525 Mariani Avenue  
Cupertino, California 95014  
(408) 996-1010

Macintosh is a trademark licensed to Apple Computer, Inc.

Apple and the Apple Logo are registered trademarks of Apple Computer, Inc.

Written by Carol Kaehler of Apple Macintosh User Education. Designed by Clement Mok. Illustrated by Susan Kare.

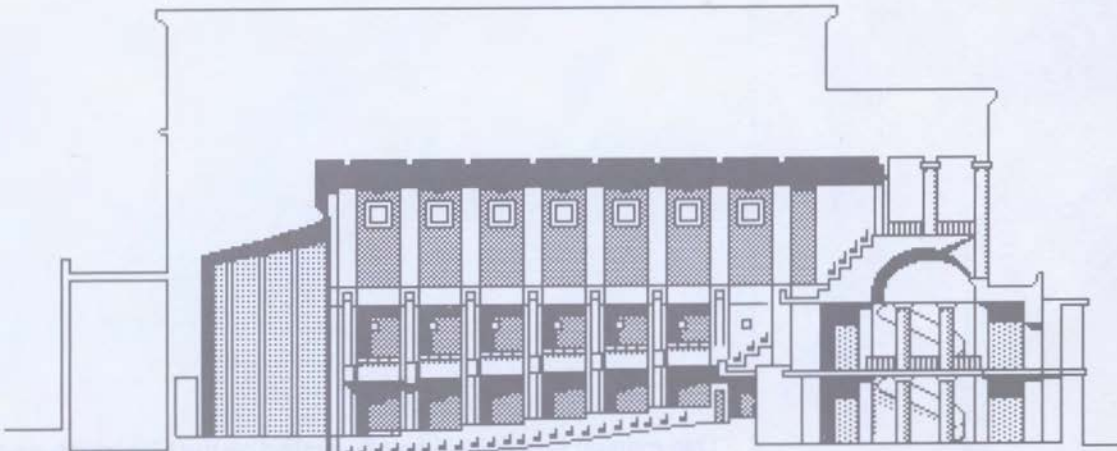
Program by Bill Atkinson.

Simultaneously published in the USA and Canada.

Reorder Apple Product #M1501

## Contents

<b>How to Use This Book</b>	2
<b>Learning MacPaint</b>	3
<b>Using MacPaint</b>	9
Lines and Patterns	10
Text	11
Using the Paintbrush	12
Editing Patterns	13
Using the Entire Page	14
Shifting the Whole Picture on the Page	16
Filling In Areas	17
Selecting and Changing an Area	18
Cutting and Pasting	21
Four Ways to Erase	22
Detailed Drawing	24
Constraining	25
Using the File Menu to Handle Documents	26
<b>Reference</b>	27
Tools Summary	28
Shortcuts	32
Other Special Keys	32



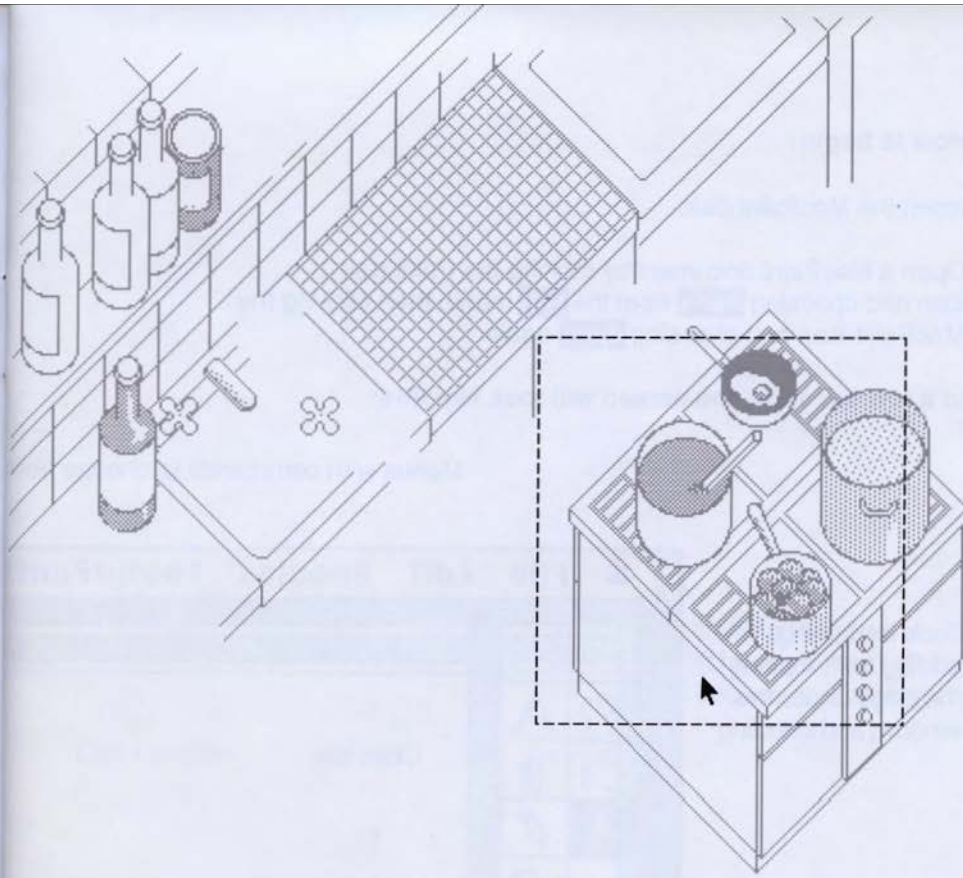
## How to Use This Book

The best way to learn MacPaint is to explore the drawing tools and patterns on your own. This is a book of hints to guide you in your exploration.

- If you want a brief lesson on getting started with MacPaint, see "Learning MacPaint."
- When you want to find out more about using the tools and the commands in the menus, flip through "Using MacPaint." (You don't have to read these pages in any particular order.)
- For a brief description of each of the tools, see "Tools Summary."


If the Apple Macintosh™ computer is totally new to you, you might want to look first at *Macintosh*, the owner's guide. It teaches the basic techniques you'll use to create pictures with MacPaint—clicking, dragging, selecting information, and choosing commands from menus.

This manual was written and illustrated on the Macintosh and produced



## Chapter 1

### Learning MacPaint



# Explore Litigation Insights

Docket Alarm provides insights to develop a more informed litigation strategy and the peace of mind of knowing you're on top of things.

## Real-Time Litigation Alerts



Keep your litigation team up-to-date with **real-time alerts** and advanced team management tools built for the enterprise, all while greatly reducing PACER spend.

Our comprehensive service means we can handle Federal, State, and Administrative courts across the country.

## Advanced Docket Research



With over 230 million records, Docket Alarm's cloud-native docket research platform finds what other services can't. Coverage includes Federal, State, plus PTAB, TTAB, ITC and NLRB decisions, all in one place.

Identify arguments that have been successful in the past with full text, pinpoint searching. Link to case law cited within any court document via Fastcase.

## Analytics At Your Fingertips



Learn what happened the last time a particular judge, opposing counsel or company faced cases similar to yours.

Advanced out-of-the-box PTAB and TTAB analytics are always at your fingertips.

## API

Docket Alarm offers a powerful API (application programming interface) to developers that want to integrate case filings into their apps.

## LAW FIRMS

Build custom dashboards for your attorneys and clients with live data direct from the court.

Automate many repetitive legal tasks like conflict checks, document management, and marketing.

## FINANCIAL INSTITUTIONS

Litigation and bankruptcy checks for companies and debtors.

## E-DISCOVERY AND LEGAL VENDORS

Sync your system to PACER to automate legal marketing.