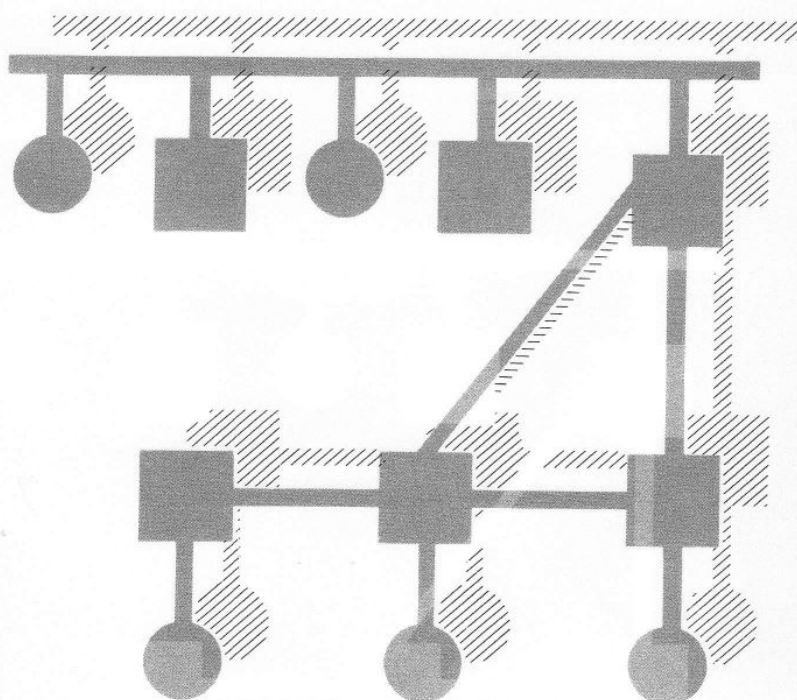


EK-H4000-TM-PRE

H4000 ETHERNET TRANSCEIVER

Technical Manual



distributed systems

digital

Copyright © 1982 by Digital Equipment Corporation

All Rights Reserved

The material in this manual is for informational purposes and is subject to change without notice.

Digital Equipment Corporation assumes no responsibility for any errors which may appear in this manual.

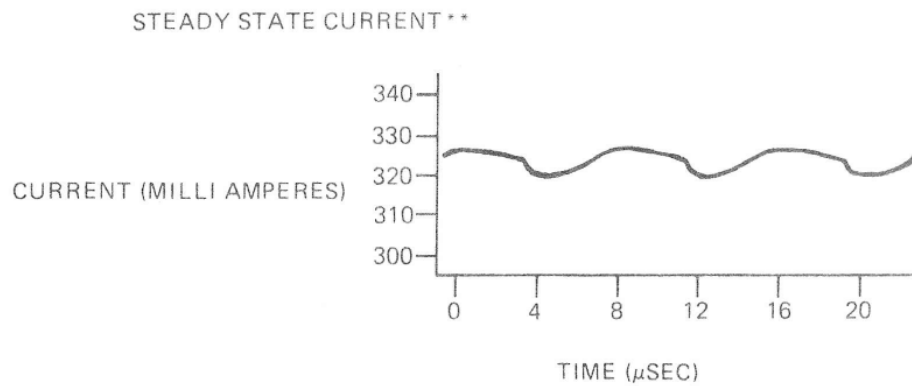
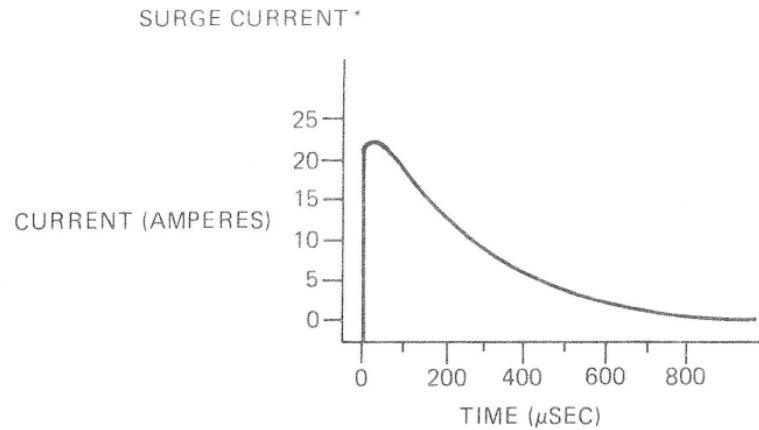
Printed in U.S.A.

The following are trademarks of Digital Equipment Corporation, Maynard, Massachusetts:

DIGITAL
DEC
PDP
DECUS
UNIBUS

DECsystem-10
DECSYSTEM-20
DIBOL
EDUSYSTEM
VAX
VMS

MASSBUS
OMNIBUS
OS/8
RSTS
RSX
IAS



* SURGE CURRENT WAVEFORM DERIVED FROM INSTANTANEOUS ASSERTION OF +12 Vdc TO POWER PAIR FROM A LOW IMPEDANCE SOURCE, WITHOUT AN EXTERNAL SURGE LIMITING CIRCUIT.

** STEADY STATE CURRENT WAVEFORM FOR +12 Vdc INPUT TO POWER PAIR.

TK-934

Figure 2-5: Surge and Steady State Current Waveforms: Power Pair

2.6 Transmit Pair

2.6.1 Drive Circuit Requirements

To transmit, the transmit pair of the transceiver cable must be driven as follows:

- Pins:

TRANSMIT (+)	Pin 3
TRANSMIT (-)	Pin 10
- Drive Levels: +/-550 mV minimum, +/-1.2 V maximum
- Source Impedance of driver: > 415 Ohms

