


WINDOWS NT

IN A NUTSHELL

*A Desktop Quick Reference
for System Administrators*

O'REILLY™

Eric Pearce



WINDOWS NT
IN A NUTSHELL

*A Desktop Quick Reference
for System Administrators*

by Eric Pearce

*Graphic interface mapping
by Chris Reilley and Beverly Murray Scherf*

O'REILLY™

Cambridge • Köln • Paris • Sebastopol • Tokyo

Windows NT in a Nutshell

by Eric Pearce

Copyright © 1997 O'Reilly & Associates, Inc. All rights reserved.
Printed in the United States of America.

Published by O'Reilly & Associates, Inc., 101 Morris Street, Sebastopol, CA 95472.

Editor: Robert Denn

Production Editor: Nancy Wolfe Kotary

Printing History:

June 1997: First Edition.

Nutshell Handbook and the Nutshell Handbook logo are registered trademarks and The Java Series is a trademark of O'Reilly & Associates, Inc.

Many of the designations used by manufacturers and sellers to distinguish their products are claimed as trademarks. Where those designations appear in this book, and O'Reilly & Associates, Inc. was aware of a trademark claim, the designations have been printed in caps or initial caps.

While every precaution has been taken in the preparation of this book, the publisher assumes no responsibility for errors or omissions, or for damages resulting from the use of the information contained herein.



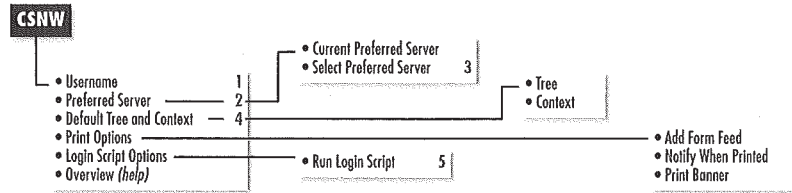
This book is printed on acid-free paper with 85% recycled content, 15% post-consumer waste. O'Reilly & Associates is committed to using paper with the highest recycled content available consistent with high quality.

ISBN: 1-56592-251-4

[3/98]

Summary

The Client Service for NetWare control panel allows the computer to access file and print services from the Novell NetWare server. The CSNW Control Panel assumes you have a previously installed and working Novell server to connect to and a valid username and account on the Novell server.



1 Username

Shows name of currently logged-on user. If the Windows NT password for this username is different from the password on the NetWare server, you will get a second login prompt while attaching to the NetWare server.

2 Preferred Server

Displays current preferred server for non-NDS (NetWare Directory Services) environments (such as Netware 3.x).

3 Select Preferred Server [Preferred Server]

The scroll list contains a list of NetWare servers discovered on the network. If the list is empty, there may be a communications problem between the local computer and the NetWare server.

Check the Frame Type settings for the IPX Protocol in the **Network** control panel to see if they match those being used by the NetWare server; this should be visible from the `net view /network:nw` command. The `ipxroute` command is useful for learning the frame types in use on the network.

4 Default Tree and Context

Defines NDS name and position of your login username for NDS environments (NetWare 4.x).

5 Run Login Script [Login Script Options]

Run login script when logging in to NetWare server.

Devices

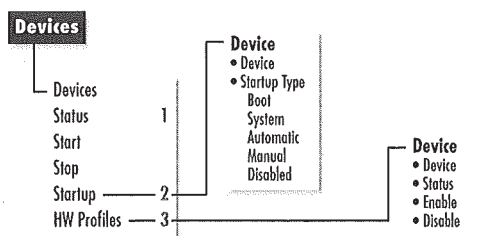
Requires

NT Workstation or Server

Summary

The Devices control panel shows the current status of device drivers, and allows you to stop and start them and to modify their startup behavior. Its primary use is customizing hardware profiles and disabling installed hardware. A device driver must be loaded and running in order for a higher level service or program to use it. If you are creating a hardware profile, use the Devices control panel to control how or if a device driver is started for the profile. If you

have hardware installed that you want to make unavailable, disabling the device driver for that hardware prevents the system from using it.



1 Status

If the Status field is blank, the device driver is not loaded.

2 Startup

There are five startup types:

Boot

Start upon system boot before other device drivers

System

Start upon system boot after Boot device drivers

Automatic

Start upon system boot after System device drivers

Manual

Start only when requested by system or user

Disabled

Start only when requested by system, unavailable to users

3 HW Profiles

Enable or disable devices for a specific hardware profile. Changes will take effect only after the next reboot.

Dial-Up Monitor

Requires

NT Workstation or Server
Remote Access Server (RAS)

Summary

The **Dial-Up Monitor** control panel can be used to display various statistics about a Dial-Up Networking RAS session. It is normally used to monitor a PPP or SLIP session running over an analog phone line or ISDN line, but it can also monitor a PPTP session. **Dial-Up Monitor** may be useful when debugging errors that occur after a RAS session is successfully started, such as line errors or errors caused by insufficient system resources.

Explore Litigation Insights

Docket Alarm provides insights to develop a more informed litigation strategy and the peace of mind of knowing you're on top of things.

Real-Time Litigation Alerts



Keep your litigation team up-to-date with **real-time alerts** and advanced team management tools built for the enterprise, all while greatly reducing PACER spend.

Our comprehensive service means we can handle Federal, State, and Administrative courts across the country.

Advanced Docket Research



With over 230 million records, Docket Alarm's cloud-native docket research platform finds what other services can't. Coverage includes Federal, State, plus PTAB, TTAB, ITC and NLRB decisions, all in one place.

Identify arguments that have been successful in the past with full text, pinpoint searching. Link to case law cited within any court document via Fastcase.

Analytics At Your Fingertips



Learn what happened the last time a particular judge, opposing counsel or company faced cases similar to yours.

Advanced out-of-the-box PTAB and TTAB analytics are always at your fingertips.

API

Docket Alarm offers a powerful API (application programming interface) to developers that want to integrate case filings into their apps.

LAW FIRMS

Build custom dashboards for your attorneys and clients with live data direct from the court.

Automate many repetitive legal tasks like conflict checks, document management, and marketing.

FINANCIAL INSTITUTIONS

Litigation and bankruptcy checks for companies and debtors.

E-DISCOVERY AND LEGAL VENDORS

Sync your system to PACER to automate legal marketing.