



WIKIPEDIA The Free Encyclopedia

- Main page
- Contents
- Featured content
- Current events
- Random article
- Donate to Wikipedia
- Wikipedia store

Interaction

- Help
- About Wikipedia
- Community portal
- Recent changes
- Contact page

Tools

- What links here
- Related changes
- Upload file
- Special pages
- Permanent link
- Page information
- Wikidata item
- Cite this page

Print/export

- Create a book
- Download as PDF
- Printable version

In other projects

Wikimedia Commons

Languages

- Български
- Català
- Čeština
- Dansk
- Deutsch
- Español
- Euskara
- فارسی
- Français
- Bahasa Indonesia


Article Talk

Read Edit View history

# Dual-tone multi-frequency signaling

From Wikipedia, the free encyclopedia

*"Tone dialing" redirects here. For Ornette Coleman album, see [Tone Dialing \(album\)](#). For the video game, see [TouchTone](#).*

 This article **needs additional citations for verification**. Please help [improve this article](#) by [adding citations to reliable sources](#). Unsourced material may be challenged and removed. *(November 2009)* ([Learn how and when to remove this template message](#))

**Dual-tone multi-frequency signaling (DTMF)** is an [in-band telecommunication signaling](#) system using the voice-frequency band over telephone lines between [telephone](#) equipment and other communications devices and [switching centers](#). DTMF was first developed in the [Bell System](#) in the United States, and became known under the trademark **Touch-Tone** for use in [push-button telephones](#) supplied to telephone customers, starting in 1963.<sup>[1]</sup> DTMF is standardized by [ITU-T Recommendation Q.23](#)<sup>[a]</sup>. It is also known in the UK as *MF4*.



The keypads on telephones for the [Autovon](#) systems used all 16 DTMF signals. The red keys in the fourth column produce the A, B, C, and D DTMF events.

The Touch-Tone system using a [telephone keypad](#) gradually replaced the use of [rotary dial](#) and has become the industry standard for [landline](#) and mobile service. Other [multi-frequency](#) systems are used for internal signaling within the telephone network.

**Contents** [\[hide\]](#)

- [Multifrequency signaling](#)
- [#, \\*, A, B, C, and D](#)
- [Keypad](#)
- [Decoding](#)
- [Other multiple frequency signals](#)
- [See also](#)
- [References](#)
- [Further reading](#)
- [External links](#)

Italiano  
 Nederlands  
 日本語  
 Norsk bokmål  
 Polski  
 Português  
 Русский  
 Simple English  
 Suomi  
 Svenska  
 Українська  
 中文

 Edit links

## Multifrequency signaling [edit]

Prior to the development of DTMF, telephone numbers were dialed by users with a loop-disconnect (LD) signaling, more commonly known as **pulse dialing** (dial pulse, DP) in the U.S. It functions by interrupting the current in the **local loop** between the telephone exchange and the **calling party's** telephone at a precise rate with a switch in the telephone that is operated by the **rotary dial** as it spins back to its rest position after having been rotated to each desired number. The exchange equipment responds to the dial pulses either directly by operating relays, or by storing the number in a digit register recording the dialed number. The physical distance for which this type of dialing was possible was restricted by electrical distortions and was only possible on direct metallic links between end points of a line. Placing calls over longer distances required either operator assistance or provision of special **subscriber trunk dialing** equipment. Operators used an earlier type of **multi-frequency** signaling.

**Multi-frequency signaling** is a group of signaling methods that use a mixture of two **pure tone** (pure **sine wave**) sounds. Various MF signaling **protocols** were devised by the **Bell System** and **CCITT**. The earliest of these were for **in-band** signaling between switching centers, where **long-distance telephone operators** used a **16-digit keypad** to input the next portion of the destination telephone number in order to contact the next downstream long-distance telephone operator. This semi-automated signaling and switching proved successful in both speed and cost effectiveness. Based on this prior success with using MF by specialists to establish long-distance **telephone calls**, dual-tone multi-frequency signaling was developed for end-user signaling without the assistance of operators.

The DTMF system uses a set of eight audio frequencies transmitted in pairs to represent 16 signals, represented by the ten digits, the letters A to D, and the symbols # and \*. As the signals are audible tones in the voice frequency range, they can be transmitted through electrical repeaters and amplifiers, and over radio and microwave links, thus eliminating the need for intermediate operators on long-distance circuits.

AT&T described the product as "a method for pushbutton signaling from customer stations using the voice transmission path."<sup>[2]</sup> In order to prevent consumer telephones from interfering with the MF-based routing and switching between telephone switching centers, DTMF frequencies differ from all of the pre-existing MF signaling protocols between switching centers: MF/R1, **R2**, CCS4, CCS5, and others that were later replaced by **SS7** digital signaling. DTMF was known throughout the Bell System by the trademark *Touch-Tone*. The term was first used by AT&T in commerce on July 5, 1960 and was introduced to the public on November 18, 1963, when the first **push-button telephone** was made available to the public. It was a registered trademark by AT&T from September 4, 1962 to March 13, 1984. It is standardized by **ITU-T** Recommendation **Q.23**. In the UK, it is also known as MF4.

Other vendors of compatible telephone equipment called the Touch-Tone feature *tone dialing* or *DTMF*, or used their other trade names such as *Digitone* by **Northern Electric Company** in Canada.

As a method of **in-band signaling**, DTMF signals were also used by **cable television broadcasters** to indicate the start and stop times of local commercial insertion points during station breaks for the benefit of cable companies. Until **out-of-band signaling** equipment was

developed in the 1990s, fast, unacknowledged DTMF tone sequences could be heard during the commercial breaks of cable channels in the United States and elsewhere.<sup>[*citation needed*]</sup>

Previously, terrestrial television stations used DTMF tones to control remote transmitters.<sup>[*citation needed*]</sup>

## #, \*, A, B, C, and D [edit]

The engineers had envisioned telephones being used to access computers, and automated response systems. They consulted with companies to determine the requirements. This led to the addition of the **number sign** (#, "pound" or "diamond" in this context, "hash", "square" or "gate" in the UK, and "octothorpe" by the original engineers) and **asterisk** or "star" (\*) keys as well as a group of keys for menu selection: A, B, C and D. In the end, the lettered keys were dropped from most phones, and it was many years before the two symbol keys became widely used for **vertical service codes** such as \*67 in the United States of America and Canada to suppress **caller ID**.

Public **payphones** that accept credit cards use these additional codes to send the information from the **magnetic strip**.

The **AUTOVON** telephone system of the **United States Armed Forces** used these signals to assert certain privilege and priority levels when placing telephone calls.<sup>[3]</sup> Precedence is still a feature of military telephone networks, but using number combinations. For example, entering 93 before a number is a priority call.

Present-day uses of the A, B, C and D signals on telephone networks are few, and are exclusive to network control. For example, the A key is used on some networks to cycle through different carriers at will. The A, B, C and D tones are used in radio phone patch and repeater operations to allow, among other uses, control of the repeater while connected to an active phone line.

The \*, #, A, B, C and D keys are still widely used worldwide by **amateur radio** operators and commercial two-way radio systems for equipment control, repeater control, remote-base operations and some telephone communications systems.

DTMF signaling tones can also be heard at the start or end of some **VHS** (Video Home System) cassette tapes. Information on the master version of the video tape is encoded in the DTMF tone. The encoded tone provides information to automatic duplication machines, such as format, duration and volume levels, in order to replicate the original video as closely as possible.

DTMF tones are used in some **caller ID** systems to transfer the caller ID information, but in the United States only **Bell 202** modulated **FSK** signaling is used to transfer the data.

## Keypad [edit]



The DTMF [telephone keypad](#) is laid out in a 4×4 matrix of push buttons in which each row represents the *low* frequency component and each column represents the *high* frequency component of the DTMF signal. Pressing a key sends a combination of the row and column frequencies. For example, the key **1** produces a superimposition of tones of 697 and 1209 [hertz](#) (Hz). Initial pushbutton designs employed levers, so that each button activated two contacts. The tones are decoded by the switching center to determine the keys pressed by the user.

#### DTMF keypad frequencies (with sound clips)

	1209 Hz	1336 Hz	1477 Hz	1633 Hz
697 Hz	<a href="#">1</a>	<a href="#">2</a>	<a href="#">3</a>	<a href="#">A</a>
770 Hz	<a href="#">4</a>	<a href="#">5</a>	<a href="#">6</a>	<a href="#">B</a>
852 Hz	<a href="#">7</a>	<a href="#">8</a>	<a href="#">9</a>	<a href="#">C</a>
941 Hz	<a href="#">*</a>	<a href="#">0</a>	<a href="#">#</a>	<a href="#">D</a>

## Decoding [\[edit\]](#)

DTMF was originally decoded by tuned filter banks. By the end of the 20th century, [digital signal processing](#) became the predominant technology for decoding. DTMF decoding algorithms often use the [Goertzel algorithm](#) to detect tones.

## Other multiple frequency signals [\[edit\]](#)

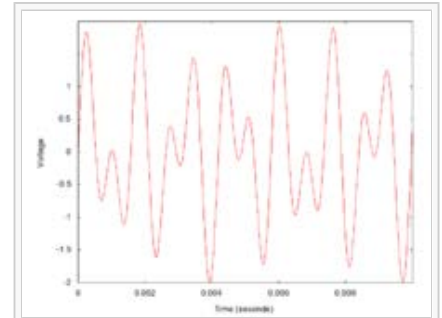
National telephone systems define other tones that indicate the status of lines, equipment, or the result of calls. Such [call-progress tones](#) are often also composed of multiple frequencies and are standardized in each country. The Bell System defines them in the [Precise Tone Plan](#).<sup>[4]</sup> However, such signaling systems are not considered to belong to the DTMF system.

## See also [\[edit\]](#)

- [Selective calling](#)
- [Special information tones](#)

## References [\[edit\]](#)

- ↑ Dodd, Annabel Z. *The essential guide to telecommunications*. Prentice Hall PTR, 2002, p. 183.
- ↑ AT&T, *Compatibility Bulletin No. 105*
- ↑ "What are the ABCD tones?" — Tech FAQ [\[a\]](#)
- ↑ AT&T (1968), "Notes on Distance Dialing"




1209 Hz on 697 Hz to make the 1 tone [\[a\]](#)



2 DTMF Receiver CMD CM8870CSI [\[a\]](#)

## Further reading [edit]

- [ITU's recommendations for implementing DTMF services](#)↗
- Schenker, L (1960), "Pushbutton Calling with a Two-Group Voice-Frequency Code"  (PDF), *The Bell System Technical Journal*, **39** (1): 235–255, ISSN 0005-8580↗.
- Deining, R.L. (July 4, 1960). "Human Factors Engineering Studies of the Design and Use of Pushbutton Telephone Sets"↗. *Bell System Technical Journal*. **39** (4): 995–1012.
- Frank Durda, [Dual Tone Multi-Frequency \(Touch-Tone®\) Reference](#)↗, 2006.
- [ITU-T Recommendation Q.24 - Multifrequency push-button signal reception](#)↗

## External links [edit]

- [ITU-T Recommendation Q.23 - Technical features of push-button telephone sets](#)↗

<span>V</span> • <span>T</span> • <span>E</span>	<b>Signaling (telecommunications)</b>	<span>[show]</span>
<span>V</span> • <span>T</span> • <span>E</span>	<b>Telecommunications</b>	<span>[show]</span>
<span>V</span> • <span>T</span> • <span>E</span>	<b>Western Electric</b>	<span>[show]</span>

Categories: [Telephony signals](#) | [Broadcast engineering](#)

This page was last modified on 24 November 2016, at 01:55.

Text is available under the [Creative Commons Attribution-ShareAlike License](#); additional terms may apply. By using this site, you agree to the [Terms of Use](#) and [Privacy Policy](#). Wikipedia® is a registered trademark of the [Wikimedia Foundation, Inc.](#), a non-profit organization.

[Privacy policy](#) [About Wikipedia](#) [Disclaimers](#) [Contact Wikipedia](#) [Developers](#) [Cookie statement](#) [Mobile view](#)

