



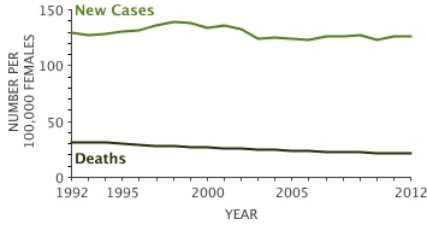
Home | Statistical Summaries | Cancer Stat Fact Sheets | Cancer of the Breast

## SEER Stat Fact Sheets: Breast Cancer

### Statistics at a Glance

#### At a Glance

Estimated New Cases in 2015	231,840
% of All New Cancer Cases	14.0%
Estimated Deaths in 2015	40,290
% of All Cancer Deaths	6.8%



Percent Surviving 5 Years	<b>89.4%</b>
	2005-2011

**Number of New Cases and Deaths per 100,000:** The number of new cases of breast cancer was 124.8 per 100,000 women per year. The number of deaths was 21.9 per 100,000 women per year. These rates are age-adjusted and based on 2008–2012 cases and deaths.

**Lifetime Risk of Developing Cancer:** Approximately 12.3 percent of women will be diagnosed with breast cancer at some point during their lifetime, based on 2010–2012 data.

**Prevalence of This Cancer:** In 2012, there were an estimated 2,975,314 women living with breast cancer in the United States.

## Survival Statistics

### How Many People Survive 5 Years Or More after Being Diagnosed with Breast Cancer?

---

[Relative survival](http://surveillance.cancer.gov/survival/measures.html) (<http://surveillance.cancer.gov/survival/measures.html>) statistics compare the survival of patients diagnosed with cancer with the survival of people in the general population who are the same age, race, and sex and who have not been diagnosed with cancer. Because survival statistics are based on large groups of people, they cannot be used to predict exactly what will happen to an individual patient. No two patients are entirely alike, and treatment and responses to treatment can vary greatly.



Based on data from SEER 18 2005–2011. Gray figures represent those who have died from breast cancer. Green figures represent those who have survived 5 years or more.

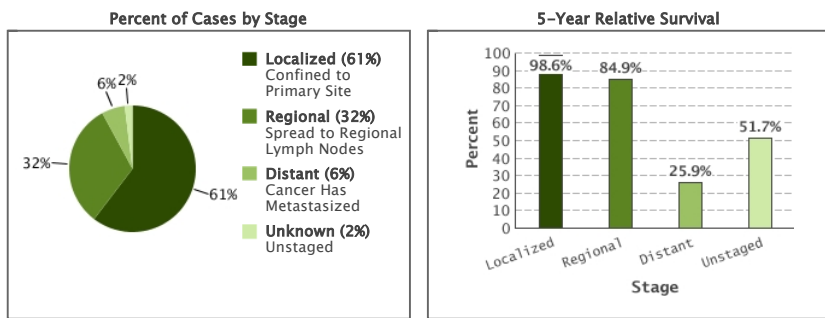
#### Additional Information

- [More about 5-year survival rates](http://seer.cancer.gov/statistics/types/survival.html) (<http://seer.cancer.gov/statistics/types/survival.html>)

Survival by Stage

Cancer stage at diagnosis, which refers to extent of a cancer in the body, determines treatment options and has a strong influence on the length of survival. In general, if the cancer is found only in the part of the body where it started it is *localized* (sometimes referred to as stage 1). If it has spread to a different part of the body, the stage is *regional* or *distant*. The earlier breast cancer is caught, the better chance a person has of surviving five years after being diagnosed. For breast cancer, 61.1% are diagnosed at the local stage. The 5-year survival for localized breast cancer is 98.6%.

Percent of Cases & 5-Year Relative Survival by Stage at Diagnosis: Breast Cancer



SEER 18 2005-2011, All Races, Females by SEER Summary Stage 2000

Additional Information

More about breast cancer staging (<http://www.cancer.gov/cancertopics/pdq/treatment/breast/Patient/page2>)

## Number of New Cases and Deaths

### How Common Is This Cancer?

Compared to other cancers, breast cancer is fairly common.

Common Types of Cancer	Estimated New Cases 2015	Estimated Deaths 2015
1. <b>Breast Cancer (Female)</b>	<b>231,840</b>	<b>40,290</b>
2. Lung and Bronchus Cancer	221,200	158,040
3. Prostate Cancer	220,800	27,540
4. Colon and Rectum Cancer	132,700	49,700
5. Bladder Cancer	74,000	16,000
6. Melanoma of the Skin	73,870	9,940
7. Non-Hodgkin Lymphoma	71,850	19,790
8. Thyroid Cancer	62,450	1,950
9. Kidney and Renal Pelvis Cancer	61,560	14,080
10. Endometrial Cancer	54,870	10,170

Breast cancer represents 14.0% of all new cancer cases in the U.S.

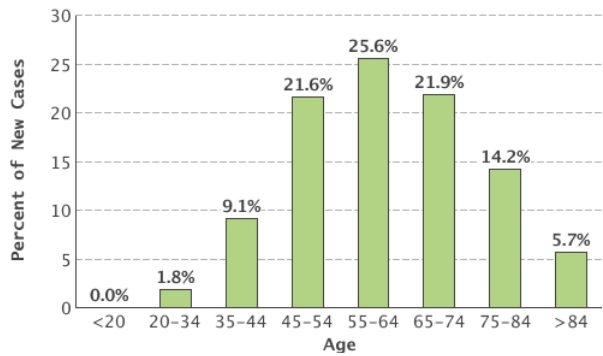


In 2015, it is estimated that there will be 231,840 new cases of breast cancer and an estimated 40,290 people will die of this disease.

Who Gets This Cancer?

Female breast cancer is most common in middle-aged and older women. Although rare, men can develop breast cancer as well. The number of new cases of breast cancer was 124.8 per 100,000 women per year based on 2008-2012 cases.

Percent of New Cases by Age Group: Breast Cancer

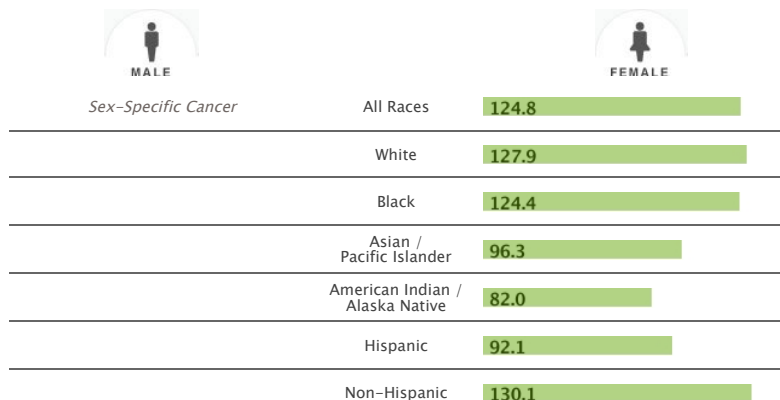


Breast cancer is most frequently diagnosed among women aged 55-64.

**Median Age At Diagnosis**  
**61**

SEER 18 2008-2012, All Races, Females

Number of New Cases per 100,000 Persons by Race/Ethnicity: Breast Cancer



SEER 18 2008-2012, Age-Adjusted

# Explore Litigation Insights

Docket Alarm provides insights to develop a more informed litigation strategy and the peace of mind of knowing you're on top of things.

## Real-Time Litigation Alerts



Keep your litigation team up-to-date with **real-time alerts** and advanced team management tools built for the enterprise, all while greatly reducing PACER spend.

Our comprehensive service means we can handle Federal, State, and Administrative courts across the country.

## Advanced Docket Research



With over 230 million records, Docket Alarm's cloud-native docket research platform finds what other services can't. Coverage includes Federal, State, plus PTAB, TTAB, ITC and NLRB decisions, all in one place.

Identify arguments that have been successful in the past with full text, pinpoint searching. Link to case law cited within any court document via Fastcase.

## Analytics At Your Fingertips



Learn what happened the last time a particular judge, opposing counsel or company faced cases similar to yours.

Advanced out-of-the-box PTAB and TTAB analytics are always at your fingertips.

## API

Docket Alarm offers a powerful API (application programming interface) to developers that want to integrate case filings into their apps.

## LAW FIRMS

Build custom dashboards for your attorneys and clients with live data direct from the court.

Automate many repetitive legal tasks like conflict checks, document management, and marketing.

## FINANCIAL INSTITUTIONS

Litigation and bankruptcy checks for companies and debtors.

## E-DISCOVERY AND LEGAL VENDORS

Sync your system to PACER to automate legal marketing.