



US008062063B2

(12) **United States Patent**
Malloy et al.

(10) **Patent No.:** **US 8,062,063 B2**
(45) **Date of Patent:** **Nov. 22, 2011**

(54) **CABLE CONNECTOR HAVING A BIASING ELEMENT**

(75) Inventors: **Allen L. Malloy**, Elmira Heights, NY (US); **Julio Rodrigues**, Collierville, TN (US)

(73) Assignee: **Belden Inc.**, St. Louis, MO (US)

(*) Notice: Subject to any disclaimer, the term of this patent is extended or adjusted under 35 U.S.C. 154(b) by 0 days.

(21) Appl. No.: **12/568,160**

(22) Filed: **Sep. 28, 2009**

(65) **Prior Publication Data**

US 2010/0081321 A1 Apr. 1, 2010

Related U.S. Application Data

(60) Provisional application No. 61/101,185, filed on Sep. 30, 2008, provisional application No. 61/101,191, filed on Sep. 30, 2008, provisional application No. 61/155,246, filed on Feb. 25, 2009, provisional application No. 61/155,249, filed on Feb. 25, 2009, provisional application No. 61/155,250, filed on Feb. 25, 2009, provisional application No. 61/155,252, filed on Feb. 25, 2009, provisional application No. 61/155,289, filed on Feb. 25, 2009, provisional application No. 61/155,297, filed on Feb. 25, 2009, provisional application No. 61/175,613, filed on May 5, 2009, provisional application No. 61/242,884, filed on Sep. 16, 2009.

(51) **Int. Cl.**
H01R 9/05 (2006.01)

(52) **U.S. Cl.** **439/578; 439/584**

(58) **Field of Classification Search** **439/578, 439/583, 584, 585**

See application file for complete search history.

(56) **References Cited**

U.S. PATENT DOCUMENTS

1,734,506 A	11/1929	Walter
2,258,737 A	10/1941	Browne
2,394,351 A	2/1946	Wurzburger
2,460,304 A	2/1949	McGee et al.
2,544,654 A	3/1951	Brown
2,544,764 A	3/1951	Parkes
2,549,647 A	4/1951	Turenne
2,694,187 A	11/1954	Nash
2,728,895 A	12/1955	Quackenbush et al.
2,754,487 A	7/1956	Carr et al.

(Continued)

FOREIGN PATENT DOCUMENTS

CA 2096710 11/1994

(Continued)

OTHER PUBLICATIONS

Notice of Allowance for U.S. Appl. No. 12/568,179, mail date Mar. 21, 2011, 10 pages.

(Continued)

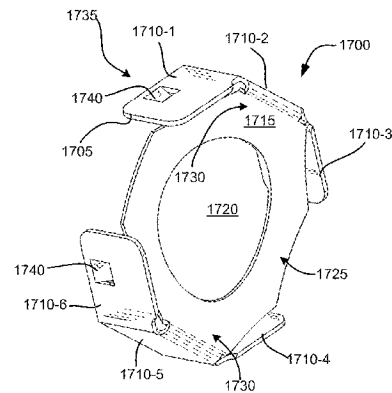
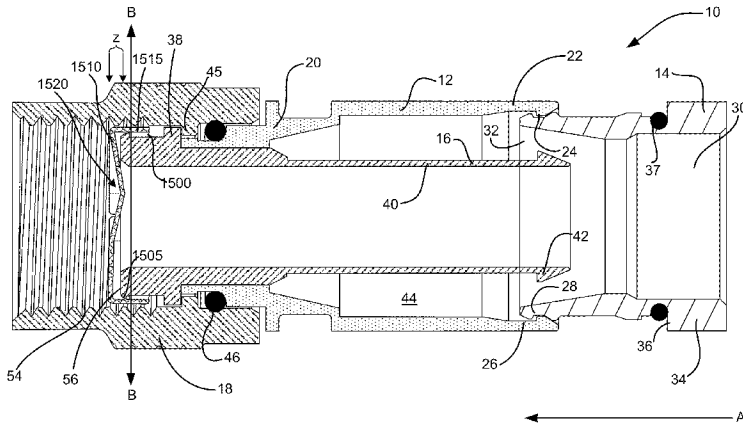
Primary Examiner — Hae Moon Hyeon

(74) *Attorney, Agent, or Firm* — Foley & Lardner LLP

(57) **ABSTRACT**

A coaxial cable connector for coupling a coaxial cable to a mating connector includes a connector body having a forward end and a rearward cable receiving end for receiving a cable. A nut is rotatably coupled to the forward end of the connector body. An annular post is disposed within the connector body, the post having a forward flanged base portion disposed within a rearward extent of the nut, the forward flanged base portion having a forward face. A biasing element is attached to the forward flanged base portion of the post and includes a deflectable portion extending outwardly in a forward direction beyond the forward face of the post shoulder portion.

9 Claims, 18 Drawing Sheets



PPC Exhibit 2014
Corning v. PPC
IPR2016-01569

U.S. PATENT DOCUMENTS				
2,757,351	A	7/1956	Klostermann	4,012,105 A 3/1977 Biddle
2,761,110	A	8/1956	Edlen et al.	4,017,139 A 4/1977 Nelson
2,762,025	A *	9/1956	Melcher 439/580	4,046,451 A 9/1977 Juds et al.
2,805,399	A	9/1957	Leeper	4,051,447 A 9/1977 Heckman, Jr. et al.
2,870,420	A	1/1959	Malek	4,053,200 A 10/1977 Pugner
2,983,893	A	5/1961	Jackson	4,059,330 A 11/1977 Shirey
2,999,701	A	9/1961	Blair et al.	4,093,335 A 6/1978 Schwartz et al.
3,040,288	A	6/1962	Edlen et al.	4,126,372 A 11/1978 Hashimoto et al.
3,184,706	A	5/1965	Atkins	4,131,332 A 12/1978 Hogendobler et al.
3,196,382	A	7/1965	Morello, Jr.	4,150,250 A 4/1979 Lundeberg
3,206,540	A	9/1965	Cohen	4,156,554 A 5/1979 Aujla
3,245,027	A	4/1966	Ziegler, Jr.	4,165,911 A 8/1979 Laudig
3,275,913	A	9/1966	Blanchard et al.	4,168,921 A 9/1979 Blanchard
3,275,970	A	9/1966	Johanson et al.	4,172,385 A 10/1979 Cristensen
3,292,136	A	12/1966	Somerset	4,173,385 A 11/1979 Fenn et al.
3,295,076	A	12/1966	Kraus	4,187,481 A 2/1980 Boutros
3,297,979	A	1/1967	O'Keefe et al.	4,191,408 A 3/1980 Acker
3,320,575	A	5/1967	Brown et al.	4,225,162 A 9/1980 Dola
3,336,562	A	8/1967	McCormick et al.	4,227,765 A 10/1980 Neumann et al.
3,350,677	A	10/1967	Daum	4,235,461 A 11/1980 Normark
3,355,698	A	11/1967	Keller	4,250,348 A 2/1981 Kitagawa
3,373,243	A	3/1968	Janowiak et al.	4,255,011 A 3/1981 Davis et al.
3,384,703	A	5/1968	Forney, Jr. et al.	4,258,943 A 3/1981 Vogt et al.
3,406,373	A	10/1968	Forney, Jr. et al.	4,280,749 A 7/1981 Hemmer
3,448,430	A	6/1969	Kelly	4,339,166 A 7/1982 Dayton
3,465,281	A	9/1969	Florer	4,346,958 A 8/1982 Blanchard
3,467,940	A	9/1969	Wallo	4,354,721 A 10/1982 Luzzi
3,475,545	A	10/1969	Stark et al.	4,358,174 A 11/1982 Dreyer
3,498,647	A	3/1970	Schroder	4,373,767 A 2/1983 Cairns
3,526,871	A	9/1970	Hobart	4,400,050 A 8/1983 Hayward
3,533,051	A	10/1970	Ziegler, Jr.	4,406,483 A 9/1983 Perlman
3,537,065	A	10/1970	Winston	4,407,529 A 10/1983 Holman
3,538,464	A	11/1970	Walsh	4,408,821 A 10/1983 Forney, Jr.
3,544,705	A	12/1970	Winston	4,408,822 A 10/1983 Nikitas
3,551,882	A	12/1970	O'Keefe	4,421,377 A 12/1983 Spinner
3,564,487	A	2/1971	Upstone et al.	4,426,127 A * 1/1984 Kubota 439/607.17
3,573,677	A	4/1971	Detar	4,444,453 A 4/1984 Kirby et al.
3,579,155	A	5/1971	Tuchto	4,456,323 A 6/1984 Pitcher et al.
3,591,208	A	7/1971	Nicolaus	4,462,653 A 7/1984 Flederbach et al.
3,594,694	A	7/1971	Clark	4,464,000 A 8/1984 Werth et al.
3,613,050	A	10/1971	Andrews	4,484,792 A 11/1984 Tengler et al.
3,629,792	A	12/1971	Dorrell	4,515,427 A 5/1985 Smit
3,633,150	A	1/1972	Swartz	4,533,191 A 8/1985 Blackwood
3,633,944	A	1/1972	Hamburg	4,540,231 A 9/1985 Forney, Jr.
3,644,874	A	2/1972	Hutter	4,545,633 A 10/1985 McGearry
3,646,502	A	2/1972	Hutter et al.	4,545,637 A 10/1985 Bosshard et al.
3,663,926	A	5/1972	Brandt	4,557,546 A 12/1985 Dreyer
3,668,612	A	6/1972	Nepovim	4,575,274 A 3/1986 Hayward
3,669,472	A	6/1972	Nadsady	4,583,811 A 4/1986 McMills
3,671,922	A	6/1972	Zerlin et al.	4,588,246 A 5/1986 Schildkraut et al.
3,684,321	A	8/1972	Hundhausen et al.	4,593,964 A 6/1986 Forney, Jr. et al.
3,686,623	A	8/1972	Nijman	4,596,434 A 6/1986 Saba et al.
3,694,792	A	9/1972	Wallo	4,596,435 A 6/1986 Bickford
3,710,005	A	1/1973	French	4,597,620 A 7/1986 Lindner et al.
3,721,869	A	3/1973	Paoli	4,598,961 A 7/1986 Cohen
3,743,979	A	7/1973	Schor	4,600,263 A 7/1986 DeChamp et al.
3,745,514	A	7/1973	Brishka	4,613,119 A 9/1986 Hardtke
3,778,535	A	12/1973	Forney, Jr.	4,614,390 A 9/1986 Baker
3,781,762	A	12/1973	Quackenbush	4,632,487 A 12/1986 Wargula
3,808,580	A	4/1974	Johnson	4,640,572 A 2/1987 Conlon
3,836,700	A	9/1974	Niemeyer	4,645,281 A 2/1987 Burger
3,845,453	A	10/1974	Hemmer	4,650,228 A 3/1987 McMills et al.
3,846,738	A	11/1974	Nepovim	4,655,159 A 4/1987 McMills
3,854,003	A	12/1974	Duret	4,660,921 A 4/1987 Hauver
3,870,978	A	3/1975	Dreyer	4,668,043 A 5/1987 Saba et al.
3,879,102	A	4/1975	Horak	4,674,818 A 6/1987 McMills et al.
3,907,399	A	9/1975	Spinner	4,676,577 A 6/1987 Szegda
3,910,673	A	10/1975	Stokes	4,682,832 A 7/1987 Punako et al.
3,915,539	A	10/1975	Collins	4,688,876 A 8/1987 Morelli
3,936,132	A	2/1976	Hutter	4,688,878 A 8/1987 Cohen et al.
3,953,097	A	4/1976	Graham	4,691,976 A 9/1987 Cowen
3,953,098	A	4/1976	Avery et al.	4,703,987 A 11/1987 Gallusser et al.
3,961,294	A	6/1976	Hollyday	4,703,988 A 11/1987 Raux et al.
3,963,320	A	6/1976	Spinner	4,717,355 A 1/1988 Mattis
3,972,013	A	7/1976	Shapiro	4,738,009 A 4/1988 Down et al.
3,976,352	A	8/1976	Spinner	4,746,305 A 5/1988 Nomura
				4,747,786 A 5/1988 Hayashi et al.

4,761,146	A	8/1988	Sohoel	5,470,257	A	11/1995	Szegda
4,772,222	A	9/1988	Laudig et al.	5,490,033	A	2/1996	Cronin
4,777,669	A	10/1988	Rogus	5,494,454	A	2/1996	Johnsen
4,789,355	A	12/1988	Lee	5,496,076	A	3/1996	Lin
4,793,821	A	12/1988	Fowler et al.	5,501,616	A	3/1996	Holliday
4,806,116	A	2/1989	Ackerman	5,525,076	A	6/1996	Down
4,808,128	A	2/1989	Werth	5,542,861	A	8/1996	Anhalt et al.
4,813,886	A	3/1989	Roos et al.	5,548,088	A	8/1996	Gray et al.
4,820,185	A	4/1989	Moulin	5,550,521	A	8/1996	Bernaude et al.
4,824,400	A	4/1989	Spinner	5,571,028	A	11/1996	Szegda
4,834,675	A	5/1989	Samchisen	5,586,910	A	12/1996	Del Negro et al.
4,854,893	A	8/1989	Morris	5,595,502	A	1/1997	Allison
4,857,014	A	8/1989	Alf et al.	5,598,132	A	1/1997	Stabile
4,869,679	A	9/1989	Szegda	5,607,325	A	3/1997	Toma
4,874,331	A	10/1989	Iverson	5,620,339	A	4/1997	Gray et al.
4,878,697	A	11/1989	Henry	5,632,651	A	5/1997	Szegda
4,892,275	A	1/1990	Szegda	5,651,699	A	7/1997	Holliday
4,902,246	A	2/1990	Samchisen	5,653,605	A	8/1997	Woehl et al.
4,906,207	A	3/1990	Banning et al.	5,667,405	A	9/1997	Holliday
4,915,651	A	4/1990	Bout	5,683,263	A	11/1997	Hsu
4,923,412	A	5/1990	Morris	5,690,503	A	11/1997	Konda et al.
4,925,403	A	5/1990	Zorzy	5,695,365	A	12/1997	Kennedy et al.
4,927,385	A	5/1990	Cheng	5,702,262	A	12/1997	Brown et al.
4,929,188	A	5/1990	Lionetto et al.	5,702,263	A	12/1997	Baumann et al.
4,941,846	A	7/1990	Guimond et al.	5,769,652	A	6/1998	Wider
4,952,174	A	8/1990	Sucht et al.	5,775,927	A	7/1998	Wider
4,957,456	A	9/1990	Olson et al.	5,879,191	A	3/1999	Burris
4,973,265	A	11/1990	Heeren	5,882,226	A	3/1999	Bell et al.
4,979,911	A	12/1990	Spencer	5,956,365	A	9/1999	Haissig
4,990,104	A	2/1991	Schieferly	5,967,852	A	10/1999	Follingstad et al.
4,990,105	A	2/1991	Karlovich	5,975,949	A	11/1999	Holliday et al.
4,990,106	A	2/1991	Szegda	5,975,951	A	11/1999	Burris et al.
4,992,061	A	2/1991	Brush, Jr. et al.	5,997,350	A	12/1999	Burris et al.
5,002,503	A	3/1991	Campbell et al.	6,019,636	A	2/2000	Langham
5,007,861	A	4/1991	Stirling	6,032,358	A	3/2000	Wild
5,021,010	A	6/1991	Wright	6,042,422	A	3/2000	Youtsey
5,024,606	A	6/1991	Ming-Hwa	6,089,903	A	7/2000	Stafford Gray et al.
5,037,328	A	8/1991	Karlovich	6,089,912	A	7/2000	Tallis et al.
5,062,804	A	11/1991	Jamet et al.	6,089,913	A	7/2000	Holliday
5,066,248	A	11/1991	Gaver, Jr. et al.	6,106,314	A	8/2000	McLean et al.
5,073,129	A	12/1991	Szegda	6,123,581	A	9/2000	Stabile et al.
5,083,943	A	1/1992	Tarrant	6,146,197	A	11/2000	Holliday et al.
5,100,341	A	3/1992	Czyz et al.	6,153,830	A	11/2000	Montena
5,120,260	A	6/1992	Jackson	6,168,211	B1	1/2001	Schorn-Gilson
5,127,853	A	7/1992	McMills et al.	6,210,222	B1	4/2001	Langham et al.
5,131,862	A	7/1992	Gershfeld	6,217,383	B1	4/2001	Holland et al.
5,141,451	A	8/1992	Down	RE37,153	E	5/2001	Henszey et al.
5,154,636	A	10/1992	Vaccaro et al.	6,241,553	B1	6/2001	Hsia
5,161,993	A	11/1992	Leibfried, Jr.	6,261,126	B1	7/2001	Stirling
5,192,219	A	3/1993	Fowler et al.	6,344,736	B1	2/2002	Kerrigan et al.
5,195,906	A	3/1993	Szegda	6,358,077	B1	3/2002	Young
5,205,761	A	4/1993	Nilsson	6,390,825	B1	5/2002	Handley et al.
5,207,602	A	5/1993	McMills et al.	D458,904	S	6/2002	Montena
5,217,391	A	6/1993	Fisher, Jr.	D460,739	S	7/2002	Fox
5,217,393	A	6/1993	Del Negro et al.	D460,740	S	7/2002	Montena
5,269,701	A	12/1993	Leibfried, Jr.	D460,946	S	7/2002	Montena
5,280,254	A	1/1994	Hunter et al.	D460,947	S	7/2002	Montena
5,281,167	A	1/1994	Le et al.	D460,948	S	7/2002	Montena
5,283,853	A	2/1994	Szegda	D461,166	S	8/2002	Montena
5,284,449	A	2/1994	Vaccaro	D461,167	S	8/2002	Montena
5,316,494	A	5/1994	Flanagan et al.	D461,778	S	8/2002	Fox
5,316,499	A	5/1994	Scannelli et al.	D462,058	S	8/2002	Montena
5,318,459	A	6/1994	Shields	D462,060	S	8/2002	Fox
5,338,225	A	8/1994	Jacobsen et al.	D462,327	S	9/2002	Montena
5,342,218	A	8/1994	McMills et al.	6,478,618	B2	11/2002	Wong
5,354,217	A	10/1994	Gabel et al.	6,491,546	B1	12/2002	Perry
5,371,819	A	12/1994	Szegda	D468,696	S	1/2003	Montena
5,371,821	A	12/1994	Szegda	6,558,194	B2	5/2003	Montena
5,371,827	A	12/1994	Szegda	6,561,841	B2	5/2003	Norwood et al.
5,393,244	A	2/1995	Szegda	6,619,876	B2	9/2003	Vaitkus et al.
5,409,398	A	4/1995	Chadbourne et al.	6,621,386	B2	9/2003	Drackner et al.
5,417,588	A	5/1995	Olson et al.	6,692,285	B2	2/2004	Islam
5,431,583	A	7/1995	Szegda	6,712,631	B1	3/2004	Youtsey
5,435,745	A	7/1995	Booth	6,716,062	B1	4/2004	Palinkas et al.
5,444,810	A	8/1995	Szegda	6,733,337	B2*	5/2004	Kodaira 439/578
5,455,548	A	10/1995	Grandchamp et al.	6,767,248	B1	7/2004	Hung
5,456,611	A	10/1995	Henry et al.	6,805,584	B1	10/2004	Chen

6,848,940	B2	2/2005	Montena		DE	2 261 973	12/1972
6,910,910	B2	6/2005	Cairns		DE	32 11 008 A1	10/1983
6,921,283	B2	7/2005	Zahlit et al.		DE	102289	7/1987
6,939,169	B2	9/2005	Islam et al.		DE	41 28 551 A1	3/1992
7,114,990	B2	10/2006	Bence et al.		EP	0 072 104	2/1983
7,189,097	B2*	3/2007	Benham	439/352	EP	0 116 157	8/1984
7,192,308	B2	3/2007	Rodrigues et al.		EP	0 167 738	1/1986
7,473,128	B2	1/2009	Montena		EP	0 265 276 B1	4/1988
7,566,236	B2	7/2009	Malloy et al.		FR	2 232 846	6/1974
7,587,244	B2*	9/2009	Olbertz	607/37	FR	2 234 680	6/1974
7,753,705	B2*	7/2010	Montena	439/277	FR	2 462 798	2/1980
7,828,595	B2	11/2010	Mathews		FR	4 494 508	5/1982
7,833,053	B2	11/2010	Mathews		FR	2 524 722	10/1983
2002/0013088	A1	1/2002	Rodrigues et al.		GB	589697	3/1945
2004/0048514	A1	3/2004	Kodaira		GB	1087228	10/1967
2004/0077215	A1	4/2004	Palinkas et al.		GB	1 270 846	4/1972
2004/0102089	A1	5/2004	Chee		GB	2 019 665 A	10/1979
2004/0224552	A1	11/2004	Hagmann et al.		GB	2 079 549 A	1/1982
2004/0229504	A1	11/2004	Liu		GB	2 331 634 A	5/1999
2005/0042919	A1	2/2005	Montena		JP	03071571	3/1991
2005/0164553	A1	7/2005	Montena		JP	03-280369	12/1991
2005/0208827	A1	9/2005	Burris et al.		JP	10-228948	8/1998
2006/0110977	A1	5/2006	Mathews		JP	2002075556	3/2002
2008/0102696	A1*	5/2008	Montena	439/578	WO	WO 93/24973	12/1993
2008/0113554	A1	5/2008	Montena		WO	WO 96/08854	3/1996
2008/0311790	A1*	12/2008	Malloy et al.	439/583	WO	WO 01/86756 A1	11/2001
2010/0081321	A1	4/2010	Malloy et al.				
2010/0081322	A1*	4/2010	Malloy et al.	439/578			

OTHER PUBLICATIONS

Office Action for U.S. Appl. No. 12/568,149, mail date May 12, 2011, 8 pages.

Statement of Substance of Interview, Terminal Disclaimer and Statement Under 37 CFR 3.73(b) for U.S. Appl. No. 12/568,179, filed Jun. 30, 2011, 5 pages.

* cited by examiner

FOREIGN PATENT DOCUMENTS

DE	47931	10/1888
DE	1 117 687	11/1961
DE	1 515 398	11/1962
DE	1 191 880	4/1965
DE	2 221 936	5/1972
DE	2 225 764	5/1972

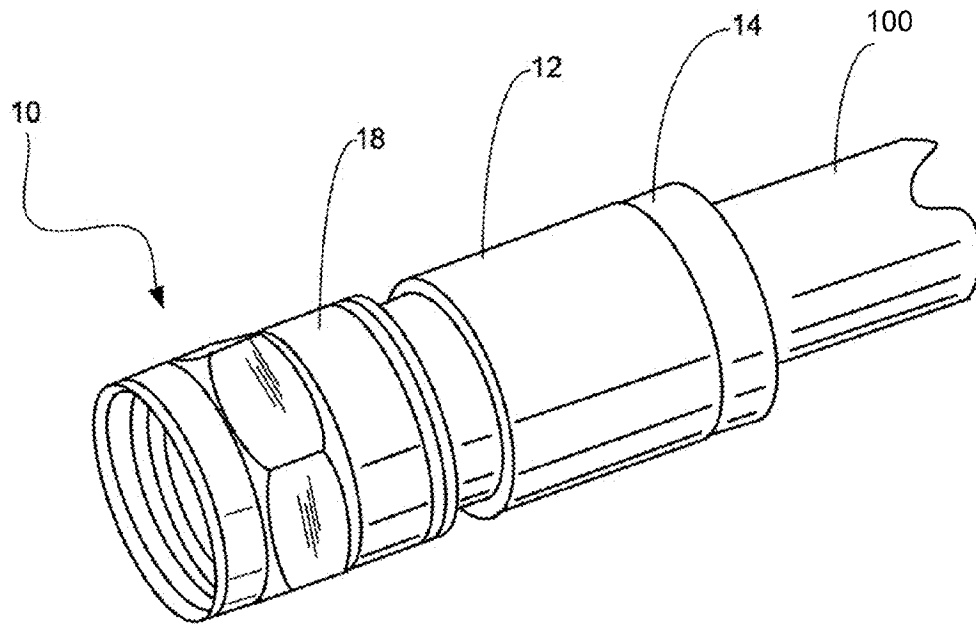


FIG. 1

Explore Litigation Insights

Docket Alarm provides insights to develop a more informed litigation strategy and the peace of mind of knowing you're on top of things.

Real-Time Litigation Alerts



Keep your litigation team up-to-date with **real-time alerts** and advanced team management tools built for the enterprise, all while greatly reducing PACER spend.

Our comprehensive service means we can handle Federal, State, and Administrative courts across the country.

Advanced Docket Research



With over 230 million records, Docket Alarm's cloud-native docket research platform finds what other services can't. Coverage includes Federal, State, plus PTAB, TTAB, ITC and NLRB decisions, all in one place.

Identify arguments that have been successful in the past with full text, pinpoint searching. Link to case law cited within any court document via Fastcase.

Analytics At Your Fingertips



Learn what happened the last time a particular judge, opposing counsel or company faced cases similar to yours.

Advanced out-of-the-box PTAB and TTAB analytics are always at your fingertips.

API

Docket Alarm offers a powerful API (application programming interface) to developers that want to integrate case filings into their apps.

LAW FIRMS

Build custom dashboards for your attorneys and clients with live data direct from the court.

Automate many repetitive legal tasks like conflict checks, document management, and marketing.

FINANCIAL INSTITUTIONS

Litigation and bankruptcy checks for companies and debtors.

E-DISCOVERY AND LEGAL VENDORS

Sync your system to PACER to automate legal marketing.