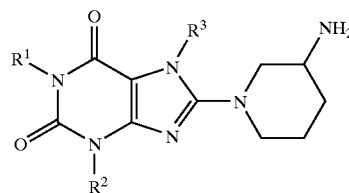


(19) **United States**(12) **Patent Application Publication** (10) **Pub. No.: US 2004/0097510 A1**
Himmelsbach et al. (43) **Pub. Date: May 20, 2004**(54) **8-[3-AMINO-PIPERIDIN-1-YL]-XANTHINES,
THE PREPARATION THEREOF AND THEIR
USE AS PHARMACEUTICAL
COMPOSITIONS**(75) Inventors: **Frank Himmelsbach**, Mittelbiberach
(DE); **Elke Langkopf**, Warthausen
(DE); **Matthias Eckhardt**, Biberach
(DE); **Michael Mark**, Biberach (DE);
Roland Maier, Biberach (DE); **Ralf**
R.H. Lotz, Schemmerhofen (DE);
Mohammad Tadayyon, Ulm (DE)Correspondence Address:
BOEHRINGER INGELHEIM CORPORATION
900 RIDGEBURY ROAD
P. O. BOX 368
RIDGEFIELD, CT 06877 (US)(73) Assignee: **Boehringer Ingelheim Pharma GmbH**
& Co. KG, Ingelheim (DE)(21) Appl. No.: **10/639,036**(22) Filed: **Aug. 12, 2003****Related U.S. Application Data**(60) Provisional application No. 60/409,312, filed on Sep.
9, 2002. Provisional application No. 60/461,752, filed
on Apr. 10, 2003.(30) **Foreign Application Priority Data**Aug. 21, 2002 (DE)..... 102 38 243
Mar. 20, 2003 (DE)..... 103 12 353**Publication Classification**(51) **Int. Cl.⁷** **A61K 31/522**; C07D 473/02
(52) **U.S. Cl.** **514/248**; 514/263.21; 514/263.22;
544/269; 544/237(57) **ABSTRACT**The present invention relates to substituted xanthines of
general formulawherein R¹ to R³ are defined as in claims 1 to 16, the
tautomers, the stereoisomers, the mixtures, the prodrugs
thereof and the salts thereof which have valuable pharma-
cological properties, particularly an inhibiting effect on the
activity of the enzyme dipeptidylpeptidase-IV (DPI-IV).

8-[3-AMINO-PIPERIDIN-1-YL]-XANTHINES, THE PREPARATION THEREOF AND THEIR USE AS PHARMACEUTICAL COMPOSITIONS

APPLICATION DATA

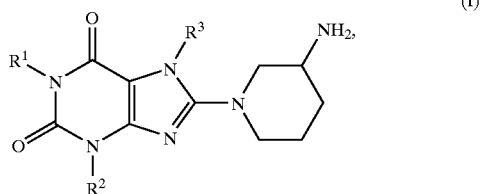
[0001] This application claims benefit to U.S. provisional application serial No. 60/409,312 filed Sep. 9, 2002 and 60/461,752 filed Apr. 10, 2003 and German application nos. DE 102 38 243.3 filed Aug. 21, 2002 and DE 103 12 353.9 filed Mar. 20, 2003.

FIELD OF INVENTION

[0002] The present invention relates to compounds having valuable pharmacological properties, particularly an inhibiting effect on the activity of the enzyme dipeptidylpeptidase-IV (DPP-IV).

DETAILED DESCRIPTION OF THE INVENTION

[0003] The present invention relates to new substituted xanthines of general formula



[0004] the tautomers, the stereoisomers, the mixtures, the prodrugs thereof and the salts thereof, particularly the physiologically acceptable salts thereof with inorganic or organic acids or bases which have valuable pharmacological properties, particularly an inhibiting effect on the activity of the enzyme dipeptidylpeptidase-IV (DPP-IV), the preparation thereof, the use thereof for the prevention or treatment of diseases or conditions associated with an increased DPP-IV activity or capable of being prevented or alleviated by reducing the DPP-IV activity, particularly type I or type II diabetes mellitus, the pharmaceutical compositions containing a compound of general formula (I) or a physiologically acceptable salt thereof as well as processes for the preparation thereof.

[0005] In the above formula I

[0006] R¹ denotes a methyl group,

[0007] a methyl group which is substituted by a dimethylaminocarbonyl, pyrrolidin-1-yl-carbonyl, piperidin-1-yl-carbonyl, tert.-butylcarbonyl or a cyclohexyl-carbonyl group,

[0008] a methyl group which is substituted by a naphthyl, methylnaphthyl, methoxynaphthyl, nitronaphthyl or dimethylaminonaphthyl group, a methyl group which is substituted by a 2-phenylethenyl or a biphenyl group,

[0009] a methyl group which is substituted by a phenyloxadiazolyl, 5-methyl-3-phenyl-isoxazolyl, phenylpyridinyl, indolyl, benzothiophenyl, quinolinyl, iso-

quinolinyl, methylisoquinolinyl, (methoxycarbonylmethylamino)isoquinolinyl, cinnolinyl, quinazoliny, methylquinazoliny, 1,2-dihydro-1-methyl-2-oxo-quinolinyl, 1,2-dihydro-2-methyl-1-oxo-isoquinolinyl, 3,4-dihydro-4-oxo-phthalazinyl, 3,4-dihydro-3-methyl-4-oxo-phthalazinyl, 3,4-dihydro-4-oxo-quinazoliny, 3,4-dihydro-3-methyl-4-oxo-quinazoliny or a 2-oxo-2H-chromenyl group,

[0010] a 2-methoxyethyl, 2-phenyloxyethyl or 2-cyanoethyl group,

[0011] a phenylcarbonylmethyl or a 1-(phenylcarbonyl)-ethyl group,

[0012] a phenylcarbonylmethyl group wherein the phenyl moiety is substituted by an amino, cyanomethylamino, methylcarbonylamino, ethylcarbonylamino, isopropylcarbonylamino, methoxycarbonylamino, (ethyloxycarbonylamino)carbonylamino or a 2-oxoimidazolidin-1-yl group,

[0013] a phenylcarbonylmethyl group wherein the phenyl moiety is substituted by a carboxy, methoxycarbonyl, ethyloxycarbonyl, aminocarbonyl, methylaminocarbonyl, dimethylaminocarbonyl or morpholin-4-yl-carbonyl group,

[0014] a phenylcarbonylmethyl group wherein the phenyl moiety is substituted by a methylsulphanyl, methylsulphinyl or methylsulphonyl group,

[0015] a phenylcarbonylmethyl group wherein the phenyl moiety is substituted by a carboxymethoxy, ethyloxycarbonylmethoxy, isopropylloxycarbonylmethoxy, aminocarbonylmethoxy, methylaminocarbonylmethoxy, ethylaminocarbonylmethoxy, isopropylaminocarbonylmethoxy, dimethylaminocarbonylmethoxy, pyrrolidin-1-ylcarbonylmethoxy or morpholin-4-ylcarbonylmethoxy group,

[0016] a phenylcarbonylmethyl group wherein the phenyl moiety is substituted by a 1-(methoxycarbonyl)-ethyloxy or a 1-(aminocarbonyl)-ethyloxy group,

[0017] a phenylcarbonylmethyl group wherein the phenyl moiety is substituted by a methylsulphinylmethoxy group,

[0018] a phenylcarbonylmethyl group wherein the phenyl moiety is substituted by two methoxy groups or

[0019] a phenylcarbonylmethyl group wherein in the phenyl moiety two adjacent hydrogen atoms are replaced by a —O—CH₂—O, —O—CH₂—CH₂—O or a —N(CH₃)CO—O group,

[0020] R² denotes a hydrogen atom,

[0021] a methyl, isopropyl, 2-propen-1-yl, 2-propyn-1-yl or phenyl group or

[0022] a cyanomethyl or methoxycarbonylmethyl group and

[0023] R³ denotes a 2-cyanobenzyl or 2,6-dicyanobenzyl group,

[0024] a 2-methyl-2-propen-1-yl, 2-chloro-2-propen-1-yl or 3-bromo-2-propen-1-yl group

- [0047] a phenylcarbonylmethyl group wherein the phenyl moiety is substituted by an amino, cyanomethylamino, methylcarbonylamino, ethylcarbonylamino, isopropylcarbonylamino, methoxycarbonylamino, (ethyloxycarbonylamino)carbonylamino or a 2-oxoimidazolidin-1-yl group,
- [0048] a phenylcarbonylmethyl group wherein the phenyl moiety is substituted by a carboxy, methoxycarbonyl, ethyloxycarbonyl, aminocarbonyl, methylaminocarbonyl, dimethylaminocarbonyl or morpholin-4-yl-carbonyl group,
- [0049] a phenylcarbonylmethyl group wherein the phenyl moiety is substituted by a methylsulphonyl, methylsulphinyl or methylsulphonyl group,
- [0050] a phenylcarbonylmethyl group wherein the phenyl moiety is substituted by a carboxymethoxy, ethyloxycarbonylmethoxy, isopropylloxycarbonylmethoxy, aminocarbonylmethoxy, methylaminocarbonylmethoxy, ethylaminocarbonylmethoxy, isopropylaminocarbonylmethoxy, dimethylaminocarbonylmethoxy, pyrrolidin-1-ylcarbonylmethoxy or morpholin-4-ylcarbonylmethoxy group,
- [0051] a phenylcarbonylmethyl group wherein the phenyl moiety is substituted by a 1-(methoxycarbonyl)ethyloxy or a 1-(aminocarbonyl)ethyloxy group,
- [0052] a phenylcarbonylmethyl group wherein the phenyl moiety is substituted by a methylsulphinylmethoxy group,
- [0053] a phenylcarbonylmethyl group wherein the phenyl moiety is substituted by two methoxy groups or
- [0054] a phenylcarbonylmethyl group wherein in the phenyl moiety two adjacent hydrogen atoms are replaced by a $\text{—O—CH}_2\text{—O}$, $\text{—O—CH}_2\text{—CH}_2\text{—O}$ or a $\text{—N(CH}_3\text{)CO—O}$ group,
- [0055] R^2 denotes a methyl, isopropyl or phenyl group and
- [0056] R^3 denotes a 2-methyl-2-propen-1-yl, 2-chloro-2-propen-1-yl or 3-bromo-2-propen-1-yl group
- [0057] a 2-buten-1-yl or 2,3-dimethyl-2-buten-1-yl group,
- [0058] a 2-butyne-1-yl group,
- [0059] a 1-cyclopenten-1-ylmethyl group or
- [0060] a 2-furanylmethyl group,
- [0061] as well as the compounds
- [0062] 1-(2-cyano-ethyl)-3-methyl-7-(2-cyano-benzyl)-8-(3-amino-piperidin-1-yl)-xanthine,
- [0063] 1-(2-{2-[(ethoxycarbonyl)methoxy]-phenyl}-2-oxo-ethyl)-3-methyl-7-(3-methyl-2-buten-1-yl)-8-(3-amino-piperidin-1-yl)-xanthine,
- [0064] 1-(2-{2-[(aminocarbonyl)methoxy]-phenyl}-2-oxo-ethyl)-3-methyl-7-(3-methyl-2-buten-1-yl)-8-(3-amino-piperidin-1-yl)-xanthine,
- [0065] 1-(2-{3-[(methanesulphonyl)methoxy]-phenyl}-2-oxo-ethyl)-3-methyl-7-(3-methyl-2-buten-1-yl)-8-(3-amino-piperidin-1-yl)-xanthine,
- [0066] 1-(1-methyl-2-oxo-2-phenyl-ethyl)-3-methyl-7-(3-methyl-2-buten-1-yl)-8-(3-amino-piperidin-1-yl)-xanthine,
- [0067] 1-(2-phenoxy-ethyl)-3-methyl-7-(2-cyano-benzyl)-8-(3-amino-piperidin-1-yl)-xanthine,
- [0068] 1-(2-phenyl-2-oxo-ethyl)-7-(3-methyl-2-buten-1-yl)-8-(3-amino-piperidin-1-yl)-xanthine,
- [0069] 1-(2-{3-[(ethoxycarbonyl)methoxy]-phenyl}-2-oxo-ethyl)-3-methyl-7-(3-methyl-2-buten-1-yl)-8-(3-amino-piperidin-1-yl)-xanthine,
- [0070] 1-(2-{2-[(methylaminocarbonyl)methoxy]-phenyl}-2-oxo-ethyl)-3-methyl-7-(3-methyl-2-buten-1-yl)-8-(3-amino-piperidin-1-yl)-xanthine,
- [0071] 1-(2-{2-[(dimethylaminocarbonyl)methoxy]-phenyl}-2-oxo-ethyl)-3-methyl-7-(3-methyl-2-buten-1-yl)-8-(3-amino-piperidin-1-yl)-xanthine,
- [0072] 1-(2-methoxy-ethyl)-3-methyl-7-(2-cyano-benzyl)-8-(3-amino-piperidin-1-yl)-xanthine,
- [0073] 1-methyl-3-[(methoxycarbonyl)methyl]-7-(2-cyano-benzyl)-8-(3-amino-piperidin-1-yl)-xanthine,
- [0074] 1-methyl-3-cyanomethyl-7-(2-cyano-benzyl)-8-(3-amino-piperidin-1-yl)-xanthine,
- [0075] 1-methyl-3-(2-propyn-1-yl)-7-(2-cyano-benzyl)-8-(3-amino-piperidin-1-yl)-xanthine,
- [0076] 1-{2-[3-(2-oxo-imidazolidin-1-yl)-phenyl]-2-oxo-ethyl}-3-methyl-7-(3-methyl-2-buten-1-yl)-8-(3-amino-piperidin-1-yl)-xanthine,
- [0077] 1-methyl-3-(2-propen-1-yl)-7-(2-cyano-benzyl)-8-(3-amino-piperidin-1-yl)-xanthine,
- [0078] 1-(2-{2-[(ethylcarbonyl)amino]-phenyl}-2-oxo-ethyl)-3-methyl-7-(3-methyl-2-buten-1-yl)-8-(3-amino-piperidin-1-yl)-xanthine,
- [0079] 1-methyl-3-phenyl-7-(2-cyano-benzyl)-8-(3-amino-piperidin-1-yl)-xanthine,
- [0080] 1-[2-(2-amino-phenyl)-2-oxo-ethyl]-3-methyl-7-(3-methyl-2-buten-1-yl)-8-((S)3-amino-piperidin-1-yl)-xanthine,
- [0081] 1-(2-phenyl-2-oxo-ethyl)-3-cyanomethyl-7-(3-methyl-2-buten-1-yl)-8-(3-amino-piperidin-1-yl)-xanthine,
- [0082] 1-[(quinolin-2-yl)methyl]-3-methyl-7-(3-methyl-2-buten-1-yl)-8-(3-amino-piperidin-1-yl)-xanthine,
- [0083] 1-[(2-oxo-2H-chromen-4-yl)methyl]-3-methyl-7-(3-methyl-2-buten-1-yl)-8-(3-amino-piperidin-1-yl)-xanthine,
- [0084] 1-[(cinnolin-4-yl)methyl]-3-methyl-7-(3-methyl-2-buten-1-yl)-8-(3-amino-piperidin-1-yl)-xanthine,
- [0085] 1-[(1-methyl-2-oxo-1,2-dihydro-quinolin-4-yl)methyl]-3-methyl-7-(3-methyl-2-buten-1-yl)-8-(3-amino-piperidin-1-yl)-xanthine,

- [0086] 1-[(4-oxo-3,4-dihydro-phthalazin-1-yl)methyl]-3-methyl-7-(3-methyl-2-buten-1-yl)-8-(3-amino-piperidin-1-yl)-xanthine,
- [0087] 1-[(quinazolin-4-yl)methyl]-3-methyl-7-(3-methyl-2-buten-1-yl)-8-(3-amino-piperidin-1-yl)-xanthine,
- [0088] 1-[(5-methyl-3-phenyl-isoxazol-4-yl)methyl]-3-methyl-7-(3-methyl-2-buten-1-yl)-8-(3-amino-piperidin-1-yl)-xanthine,
- [0089] 1-[(isoquinolin-3-yl)methyl]-3-methyl-7-(3-methyl-2-buten-1-yl)-8-(3-amino-piperidin-1-yl)-xanthine,
- [0090] 1-[(3-phenyl-[1,2,4]oxadiazol-5-yl)methyl]-3-methyl-7-(3-methyl-2-buten-1-yl)-8-(3-amino-piperidin-1-yl)-xanthine,
- [0091] 1-[(4-phenyl-pyridin-2-yl)methyl]-3-methyl-7-(3-methyl-2-buten-1-yl)-8-(3-amino-piperidin-1-yl)-xanthine,
- [0092] 1-[(5-phenyl-pyridin-2-yl)methyl]-3-methyl-7-(3-methyl-2-buten-1-yl)-8-(3-amino-piperidin-1-yl)-xanthine,
- [0093] 1-[(3-methyl-4-oxo-3,4-dihydro-phthalazin-1-yl)methyl]-3-methyl-7-(3-methyl-2-buten-1-yl)-8-(3-amino-piperidin-1-yl)-xanthine,
- [0094] 1-[2-(3-methylsulphanyl-phenyl)-2-oxo-ethyl]-3-methyl-7-(3-methyl-2-buten-1-yl)-8-(3-amino-piperidin-1-yl)-xanthine,
- [0095] 1-[2-(3-methanesulphinyl-phenyl)-2-oxo-ethyl]-3-methyl-7-(3-methyl-2-buten-1-yl)-8-(3-amino-piperidin-1-yl)-xanthine,
- [0096] 1-[2-(3-methanesulphonyl-phenyl)-2-oxo-ethyl]-3-methyl-7-(3-methyl-2-buten-1-yl)-8-(3-amino-piperidin-1-yl)-xanthine,
- [0097] 1-[2-(3-carboxy-phenyl)-2-oxo-ethyl]-3-methyl-7-(3-methyl-2-buten-1-yl)-8-(3-amino-piperidin-1-yl)-xanthine,
- [0098] 1-[2-(3-methoxycarbonyl-phenyl)-2-oxo-ethyl]-3-methyl-7-(3-methyl-2-buten-1-yl)-8-(3-amino-piperidin-1-yl)-xanthine,
- [0099] 1-{2-[3-(methylaminocarbonyl)-phenyl]-2-oxo-ethyl}-3-methyl-7-(3-methyl-2-buten-1-yl)-8-(3-amino-piperidin-1-yl)-xanthine,
- [0100] 1-{2-[3-(dimethylaminocarbonyl)-phenyl]-2-oxo-ethyl}-3-methyl-7-(3-methyl-2-buten-1-yl)-8-(3-amino-piperidin-1-yl)-xanthine,
- [0101] 1-{2-[3-(morpholin-4-yl-carbonyl)-phenyl]-2-oxo-ethyl}-3-methyl-7-(3-methyl-2-buten-1-yl)-8-(3-amino-piperidin-1-yl)-xanthine,
- [0102] 1-[2-(2-carboxy-phenyl)-2-oxo-ethyl]-3-methyl-7-(3-methyl-2-buten-1-yl)-8-(3-amino-piperidin-1-yl)-xanthine,
- [0103] 1-[2-(2-ethoxycarbonyl-phenyl)-2-oxo-ethyl]-3-methyl-7-(3-methyl-2-buten-1-yl)-8-(3-amino-piperidin-1-yl)-xanthine,
- [0104] 1-{2-[2-(dimethylaminocarbonyl)-phenyl]-2-oxo-ethyl}-3-methyl-7-(3-methyl-2-buten-1-yl)-8-(3-amino-piperidin-1-yl)-xanthine,
- [0105] 1-{2-[2-(morpholin-4-yl-carbonyl)-phenyl]-2-oxo-ethyl}-3-methyl-7-(3-methyl-2-buten-1-yl)-8-(3-amino-piperidin-1-yl)-xanthine,
- [0106] 1-[2-(2,6-dimethoxy-phenyl)-2-oxo-ethyl]-3-methyl-7-(3-methyl-2-buten-1-yl)-8-(3-amino-piperidin-1-yl)-xanthine,
- [0107] 1-((E)-3-phenyl-allyl)-3-methyl-7-(3-methyl-2-buten-1-yl)-8-(3-amino-piperidin-1-yl)-xanthine,
- [0108] 1-[(benzo[b]thiophen-3-yl)methyl]-3-methyl-7-(3-methyl-2-buten-1-yl)-8-(3-amino-piperidin-1-yl)-xanthine,
- [0109] 1-[(1H-indol-3-yl)methyl]-3-methyl-7-(3-methyl-2-buten-1-yl)-8-(3-amino-piperidin-1-yl)-xanthine,
- [0110] 1-[(biphenyl-4-yl)methyl]-3-methyl-7-(3-methyl-2-buten-1-yl)-8-(3-amino-piperidin-1-yl)-xanthine,
- [0111] 1-(2-cyclohexyl-2-oxo-ethyl)-3-methyl-7-(3-methyl-2-buten-1-yl)-8-(3-amino-piperidin-1-yl)-xanthine,
- [0112] 1-(3,3-dimethyl-2-oxo-butyl)-3-methyl-7-(3-methyl-2-buten-1-yl)-8-(3-amino-piperidin-1-yl)-xanthine,
- [0113] 1-({5-[(methoxycarbonyl)methylamino]-isoquinolin-1-yl}methyl)-3-methyl-7-(3-methyl-2-buten-1-yl)-8-(3-amino-piperidin-1-yl)-xanthine,
- [0114] 1-(2-dimethylamino-2-oxo-ethyl)-3-methyl-7-(3-methyl-2-buten-1-yl)-8-(3-amino-piperidin-1-yl)-xanthine,
- [0115] 1-[2-(piperidin-1-yl)-2-oxo-ethyl]-3-methyl-7-(3-methyl-2-buten-1-yl)-8-(3-amino-piperidin-1-yl)-xanthine,
- [0116] 1-[(2-methyl-1-oxo-1,2-dihydro-isoquinolin-4-yl)methyl]-7-(3-methyl-2-buten-1-yl)-8-(3-amino-piperidin-1-yl)-xanthine,
- [0117] 1-[2-(2,3-dimethoxy-phenyl)-2-oxo-ethyl]-3-methyl-7-(3-methyl-2-buten-1-yl)-8-(3-amino-piperidin-1-yl)-xanthine,
- [0118] 1-[2-(pyrrolidin-1-yl)-2-oxo-ethyl]-3-methyl-7-(3-methyl-2-buten-1-yl)-8-(3-amino-piperidin-1-yl)-xanthine,
- [0119] 1-[2-(2,3-dihydro-benzo[1,4]dioxin-5-yl)-2-oxo-ethyl]-3-methyl-7-(3-methyl-2-buten-1-yl)-8-(3-amino-piperidin-1-yl)-xanthine,
- [0120] 1-[2-(3-methyl-2-oxo-2,3-dihydro-benzooxazol-7-yl)-2-oxo-ethyl]-3-methyl-7-(3-methyl-2-buten-1-yl)-8-(3-amino-piperidin-1-yl)-xanthine,
- [0121] 1-[2-(benzo[1,3]dioxol-4-yl)-2-oxo-ethyl]-3-methyl-7-(3-methyl-2-buten-1-yl)-8-(3-amino-piperidin-1-yl)-xanthine,
- [0122] 1-methyl-3-isopropyl-7-(2-cyano-benzyl)-8-(3-amino-piperidin-1-yl)-xanthine,

- [0123] 1-[2-(2-cyanomethylamino-phenyl)-2-oxo-ethyl]-3-methyl-7-(3-methyl-2-buten-1-yl)-8-(3-amino-piperidin-1-yl)-xanthine,
- [0124] 1-[(isoquinolin-1-yl)methyl]-3-[(methoxycarbonyl)methyl]-7-(3-methyl-2-buten-1-yl)-8-(3-amino-piperidin-1-yl)-xanthine,
- [0125] 1-(2-{2-[(isopropylloxycarbonyl)methoxy]-phenyl}-2-oxo-ethyl)-3-methyl-7-(3-methyl-2-buten-1-yl)-8-(3-amino-piperidin-1-yl)-xanthine,
- [0126] 1-[2-(2-{[(ethoxycarbonylamino)carbonyl]amino}-phenyl)-2-oxo-ethyl]-3-methyl-7-(3-methyl-2-buten-1-yl)-8-(3-amino-piperidin-1-yl)-xanthine,
- [0127] 1-[2-(2-acetylamino-phenyl)-2-oxo-ethyl]-3-methyl-7-(3-methyl-2-buten-1-yl)-8-((S)-3-amino-piperidin-1-yl)-xanthine,
- [0128] 1-(2-{2-[(methylaminocarbonyl)methoxy]-phenyl}-2-oxo-ethyl)-3-methyl-7-(3-methyl-2-buten-1-yl)-8-((S)-3-amino-piperidin-1-yl)-xanthine,
- [0129] 1-methyl-7-(2-cyano-benzyl)-8-(3-amino-piperidin-1-yl)-xanthine,
- [0130] 1-(2-{2-[(isopropylcarbonyl)amino]-phenyl}-2-oxo-ethyl)-3-methyl-7-(3-methyl-2-buten-1-yl)-8-(3-amino-piperidin-1-yl)-xanthine,
- [0131] 1-(2-{2-[(methoxycarbonyl)amino]-phenyl}-2-oxo-ethyl)-3-methyl-7-(3-methyl-2-buten-1-yl)-8-(3-amino-piperidin-1-yl)-xanthine,
- [0132] 1-[2-(3-methyl-2-oxo-2,3-dihydro-benzooxazol-4-yl)-2-oxo-ethyl]-3-methyl-7-(3-methyl-2-buten-1-yl)-8-(3-amino-piperidin-1-yl)-xanthine,
- [0133] 1-[2-(2-nitro-3-methoxy-phenyl)-2-oxo-ethyl]-3-methyl-7-(3-methyl-2-buten-1-yl)-8-(3-amino-piperidin-1-yl)-xanthine,
- [0134] 1-[2-(2-amino-3-methoxy-phenyl)-2-oxo-ethyl]-3-methyl-7-(3-methyl-2-buten-1-yl)-8-(3-amino-piperidin-1-yl)-xanthine,
- [0135] 1-[2-(2-oxo-2,3-dihydro-benzooxazol-7-yl)-2-oxo-ethyl]-3-methyl-7-(3-methyl-2-buten-1-yl)-8-(3-amino-piperidin-1-yl)-xanthine,
- [0136] 1-[(3-methyl-isoquinolin-1-yl)methyl]-3-methyl-7-(3-methyl-1-buten-1-yl)-8-((R)-3-amino-piperidin-1-yl)-xanthine,
- [0137] 1-[(3-methyl-isoquinolin-1-yl)methyl]-3-methyl-7-(2-cyano-benzyl)-8-(3-amino-piperidin-1-yl)-xanthine,
- [0138] 1-[2-(3-carboxymethoxy-phenyl)-2-oxo-ethyl]-3-methyl-7-(3-methyl-2-buten-1-yl)-8-(3-amino-piperidin-1-yl)-xanthine and
- [0139] 1-[2-(2-carboxymethoxy-phenyl)-2-oxo-ethyl]-3-methyl-7-(3-methyl-2-buten-1-yl)-8-(3-amino-piperidin-1-yl)-xanthine,
- [0140] the tautomers, enantiomers, diastereomers, the mixtures thereof, the prodrugs thereof and the salts thereof.
- [0141] A first preferred sub-group of the first object of the invention comprises compounds of general formula I wherein
- [0142] R¹ denotes a 4-methoxy-1-naphthylmethyl group,
- [0143] a 2-quinolinylmethyl, 4-quinolinylmethyl or a 6-quinolinylmethyl group,
- [0144] a 1-isoquinolinylmethyl, 3-methyl-1-isoquinolinylmethyl, 4-methyl-1-isoquinolinylmethyl or a 3-isoquinolinylmethyl group or
- [0145] a 2-quinazolinylmethyl, 4-methyl-2-quinazolinylmethyl or a 4-quinazolinylmethyl group,
- [0146] R² denotes a methyl group and
- [0147] R³ denotes a 2-buten-1-yl or a 2-butyne-1-yl group,
- [0148] the tautomers, enantiomers, diastereomers, the mixtures thereof and the salts thereof.
- [0149] A second preferred sub-group of the first object of the invention comprises compounds of general formula 1, wherein
- [0150] R¹ denotes a [2-(methylcarbonylamino)-phenyl]-carbonylmethyl group,
- [0151] a [2-(ethylcarbonylamino)-phenyl]-carbonylmethyl group or
- [0152] a [2-(isopropylcarbonylamino)-phenyl]-carbonylmethyl group,
- [0153] R² denotes a methyl group and
- [0154] R³ denotes a 2-buten-1-yl or a 2-butyne-1-yl group,
- [0155] the tautomers, enantiomers, diastereomers, the mixtures thereof and the salts thereof.
- [0156] A third preferred sub-group of the first object of the invention comprises compounds of general formula I according to claim 1, wherein
- [0157] R¹ denotes a [2-(aminocarbonylmethoxy)-phenyl]-carbonylmethyl group,
- [0158] [2-(methylaminocarbonylmethoxy)-phenyl]-carbonylmethyl group,
- [0159] a [2-(ethylaminocarbonylmethoxy)-phenyl]-carbonylmethyl group or
- [0160] a [2-(isopropylaminocarbonylmethoxy)-phenyl]-carbonylmethyl group,
- [0161] R² denotes a methyl group and
- [0162] R³ denotes a 2-buten-1-yl group,
- [0163] a 2-butyne-1-yl group or
- [0164] a 1-cyclopenten-1-ylmethyl group,
- [0165] the tautomers, enantiomers, diastereomers, the mixtures thereof and the salts thereof.
- [0166] A second object of the invention relates to compounds of general formula 1, wherein
- [0167] R¹ denotes a methyl group which is substituted by a naphthyl, fluoronaphthyl, methylnaphthyl, methoxynaphthyl, (difluoromethoxy)-naphthyl, cyanonaphthyl, nitronaphthyl or (dimethylamino)-naphthyl group,

- [0168] a methyl group which is substituted by a phenanthrenyl group,
- [0169] a methyl group which is substituted by a 2-phenylethenyl, 2-[(trifluoromethyl)phenyl]-ethenyl, 2-(nitrophenyl)ethenyl, 2-(pentafluorophenyl)ethenyl or a biphenyl group,
- [0170] a methyl group which is substituted by a phenyloxadiazolyl, phenyl-pyridinyl, indolyl, methylindolyl, dimethyl-6,7-dihydro-5H-[2]pyrindinyl, benzimidazolyl, methylbenzimidazolyl, (cyanoethyl)-benzimidazolyl, (methylaminocarbonylmethyl)benzimidazolyl, benzylbenzimidazolyl, benzofuranyl, acetylbenzofuranyl, cyanobenzofuranyl, benzoxazolyl, nitrobenzoxazolyl, benzothiofenyl, methylbenzothiazolyl, quinolinyl, methoxyquinolinyl, isoquinolinyl, methylisoquinolinyl, (difluoromethyl)-isoquinolinyl, (trifluoromethyl)-isoquinolinyl, dimethylisoquinolinyl, (1-cyano-1-methylethyl)isoquinolinyl, phenylisoquinolinyl, methoxyisoquinolinyl, methoxy-chloroisoquinolinyl, methoxy-bromo-isoquinolinyl, (methoxycarbonylmethylamino)isoquinolinyl, dimethyl-5,6,7,8-tetrahydroisoquinolinyl, 1,2,3,4-tetrahydrophenanthridinyl, cinnolinyl, quinazoliny, methylquinazoliny, isopropylquinazoliny, cyclopropylquinazoliny, phenylquinazoliny, aminoquinazoliny, (dimethylamino)quinazoliny, pyrrolidin-1-ylquinazoliny, piperidin-1-ylquinazoliny, piperazin-1-ylquinazoliny, morpholin-4-ylquinazoliny, ethoxyquinazoliny, isopropoxyquinazoliny, phenoxyquinazoliny, imidazo[1,2-a]pyridinyl, methylimidazo[1,2-a]pyridinyl, phenylimidazo[1,2-a]pyridinyl, benzylimidazo[1,2-a]pyridinyl, pyrazolo[1,5-a]pyridinyl, quinoxaliny, methylquinoxaliny, dimethylquinoxaliny, trimethylquinoxaliny, phenylquinoxaliny, methylphthalazinyl, naphthyridinyl, 2,3-dihydro-benzo[1,4]dioxinyl, 1,2-dihydro-2-oxo-quinolinyl, 1,2-dihydro-1-methyl-2-oxo-quinolinyl, 1,2-dihydro-2-methyl-1-oxo-isoquinolinyl, 3,4-dihydro-4-oxo-phthalazinyl, 3,4-dihydro-3-methyl-4-oxo-phthalazinyl, 3,4-dihydro-4-oxo-quinazoliny, 3,4-dihydro-3-methyl-4-oxo-quinazoliny or a 2-oxo-2H-chromenyl group,
- [0171] a phenylcarbonylmethyl group,
- [0172] a phenylcarbonylmethyl group wherein the phenyl moiety is substituted by an amino, cyanomethylamino, (ethyloxycarbonylmethyl)amino, (methylaminocarbonyl)methylamino, methylcarbonylamino, ethylcarbonylamino, isopropylcarbonylamino, phenylcarbonylamino, methoxycarbonylamino, (ethyloxycarbonylamino)-carbonylamino or a 2-oxo-imidazolidin-1-yl group,
- [0173] a phenylcarbonylmethyl group wherein the phenyl moiety is substituted by a phenyl group,
- [0174] a phenylcarbonylmethyl group wherein the phenyl moiety is substituted by a carboxy, methoxycarbonyl, ethyloxycarbonyl, aminocarbonyl, methylaminocarbonyl, dimethylaminocarbonyl or morpholin-4-yl-carbonyl group,
- [0175] a phenylcarbonylmethyl group wherein the phenyl moiety is substituted by a methylsulphanyl, methylsulphinyl or methylsulphonyl group,
- [0176] a phenylcarbonylmethyl group wherein the phenyl moiety is substituted by a methoxy, difluoromethoxy, trifluoromethoxy, ethyloxy, isopropoxy or phenoxy group,
- [0177] a phenylcarbonylmethyl group wherein the phenyl moiety is substituted by a methylsulphinylmethoxy, carboxymethoxy, ethyloxycarbonylmethoxy, isopropoxycarbonylmethoxy, aminocarbonylmethoxy, methylaminocarbonylmethoxy, ethylaminocarbonylmethoxy, isopropylaminocarbonylmethoxy, dimethylaminocarbonylmethoxy, pyrrolidin-1-ylcarbonylmethoxy or morpholin-4-ylcarbonylmethoxy group,
- [0178] a phenylcarbonylmethyl group wherein the phenyl moiety is substituted by a 1-(ethyloxycarbonyl)-1-methyl-ethyloxy, 1-(methoxycarbonyl)-ethyloxy or a 1 (aminocarbonyl)-ethyloxy group,
- [0179] a phenylcarbonylmethyl group wherein the phenyl moiety is substituted by two methoxy groups,
- [0180] a phenylcarbonylmethyl group wherein the phenyl moiety is substituted by a methoxy group and a nitro group,
- [0181] a phenylcarbonylmethyl group wherein the phenyl moiety is substituted by a methoxy group and an amino group,
- [0182] a phenylcarbonylmethyl group wherein in the phenyl moiety two adjacent hydrogen atoms are replaced by a $-\text{O}-\text{CH}_2-\text{O}$, $-\text{O}-\text{CF}_2-\text{O}$, $-\text{O}-\text{CH}_2-\text{CH}_2-\text{O}$, $-\text{NHCO}-\text{NH}$, $-\text{N}(\text{CH}_3)-\text{CO}-\text{NH}$, $-\text{N}(\text{CH}_3)-\text{CO}-\text{N}(\text{CH}_3)$, $-\text{NH}-\text{CO}-\text{O}-$ or a $-\text{N}(\text{CH}_3)\text{CO}-\text{O}$ group,
- [0183] a (2-phenylethyl)carbonylmethyl group,
- [0184] a naphthylcarbonylmethyl, indolylcarbonylmethyl or quinolinylcarbonylmethyl group or
- [0185] a 2-cyanimino-2-phenyl-ethyl group,
- [0186] R^2 denotes a methyl, isopropyl, cyclopropyl, phenyl or fluorophenyl group and
- [0187] R^3 denotes a 2-methyl-2-propen-1-yl, 2-chloro-2-propen-1-yl or 3-bromo-2-propen-1-yl group
- [0188] a 1-buten-1-yl, 3-methyl-1-buten-1-yl, 2-buten-1-yl, 2-methyl-2-buten-1-yl or 2,3-dimethyl-2-buten-1-yl group,
- [0189] a 2-butyne-1-yl group,
- [0190] a 1-cyclopenten-1-ylmethyl group or
- [0191] a 2-furanylmethyl group,
- [0192] the tautomers, enantiomers, diastereomers, the mixtures thereof, the prodrugs thereof and the salts thereof.
- [0193] A preferred sub-group of the second object of the invention comprises compounds of general formula I wherein
- [0194] R^1 and R^2 are as hereinbefore defined and
- [0195] R^3 denotes a 1-buten-1-yl, 2-buten-1-yl or 2-butyne-1-yl group,
- [0196] the tautomers, enantiomers, diastereomers, the mixtures thereof and the salts thereof.

[0197] A particularly preferred sub-group of the second object of the invention comprises compounds of general formula I wherein

[0198] R^1 denotes a methyl group which is substituted by a naphthyl, fluoronaphthyl, methylnaphthyl, methoxynaphthyl, (difluoromethoxy)-naphthyl, cyanonaphthyl or nitronaphthyl group,

[0199] a methyl group which is substituted by a 2-(pentafluorophenyl)ethenyl group,

[0200] a methyl group which is substituted by a benzofuranyl, methylbenzothiazolyl, quinolinyl, methoxyquinolinyl, isoquinolinyl, methylisoquinolinyl, (difluoromethyl)-isoquinolinyl, (trifluoromethyl)-isoquinolinyl, dimethylisoquinolinyl, (1-cyano-1-methyl-ethyl)isoquinolinyl, phenylisoquinolinyl, methoxyisoquinolinyl, 1,2,3,4-tetrahydrophenanthridinyl, quinazoliny, methylquinazoliny, isopropylquinazoliny, cyclopropylquinazoliny, phenylquinazoliny, aminoquinazoliny, (dimethylamino)quinazoliny, pyrrolidin-1-ylquinazoliny, piperidin-1-ylquinazoliny, piperazin-1-ylquinazoliny, morpholin-4-ylquinazoliny, ethoxyquinazoliny, isopropoxyquinazoliny, quinoxaliny, methylquinoxaliny, dimethylquinoxaliny, trimethylquinoxaliny, phenylquinoxaliny, [1,5]naphthyridinyl, [1,6]naphthyridinyl, [1,8]naphthyridinyl or a 1,2-dihydro-1-methyl-2-oxo-quinolinyl group,

[0201] a phenylcarbonylmethyl group,

[0202] a phenylcarbonylmethyl group wherein the phenyl moiety is substituted by a phenyl group,

[0203] a phenylcarbonylmethyl group wherein the phenyl moiety is substituted by a methoxy, difluoromethoxy, trifluoromethoxy, ethyloxy, isopropoxy or phenoxy group,

[0204] a phenylcarbonylmethyl group wherein in the phenyl moiety two adjacent hydrogen atoms are replaced by a $-\text{O}-\text{CH}_2-\text{O}-$, $-\text{O}-\text{CF}_2-\text{O}-$, $-\text{O}-\text{CH}_2-\text{CH}_2-\text{O}-$, $-\text{N}(\text{CH}_3)-\text{CO}-\text{N}(\text{CH}_3)-$ or a $-\text{N}(\text{CH}_3)-\text{CO}-\text{O}$ group,

[0205] a naphthylcarbonylmethyl, indolylcarbonylmethyl or quinolinylcarbonylmethyl group or

[0206] a 2-cyanimino-2-phenyl-ethyl group,

[0207] R^2 denotes a methyl, isopropyl, cyclopropyl, phenyl or 4-fluorophenyl group and

[0208] R^3 denotes a 1-buten-1-yl, 2-buten-1-yl or a 2-butyne-1-yl group,

[0209] the tautomers, enantiomers, diastereomers, the mixtures thereof and the salts thereof.

[0210] A second preferred sub-group of the second object of the invention comprises compounds of general formula 1, wherein R^1 and R^2 are defined as immediately above and R^3 denotes a 1-buten-1-yl group,

[0211] the tautomers, enantiomers, diastereomers, the mixtures thereof and the salts thereof.

[0212] A third preferred sub-group of the second object of the invention comprises compounds of general formula I

wherein R^1 and R^2 are defined as immediately above and R^3 denotes a 2-buten-1-yl group,

[0213] the tautomers, enantiomers, diastereomers, the mixtures thereof and the salts thereof.

[0214] A fourth preferred sub-group of the second object of the invention comprises compounds of general formula I wherein R^1 and R^2 are defined as immediately above and R^3 denotes a 2-butyne-1-yl group,

[0215] the tautomers, enantiomers, diastereomers, the mixtures thereof and the salts thereof.

[0216] A third object of the invention relates to compounds of general formula I wherein

[0217] R^1 denotes a methyl group which is substituted by a naphthyl, fluoronaphthyl, methylnaphthyl, methoxynaphthyl, (difluoromethoxy)-naphthyl, cyanonaphthyl or nitronaphthyl-group,

[0218] a methyl group which is substituted by a 2-(pentafluorophenyl)ethenyl group, or

[0219] a methyl group which is substituted by a benzofuranyl, methylbenzothiazolyl, quinolinyl, methoxyquinolinyl, isoquinolinyl, methylisoquinolinyl, (difluoromethyl)-isoquinolinyl, (trifluoromethyl)-isoquinolinyl, dimethylisoquinolinyl, (1-cyano-1-methyl-ethyl)isoquinolinyl, phenylisoquinolinyl, methoxyisoquinolinyl, 1,2,3,4-tetrahydrophenanthridinyl, quinazoliny, methylquinazoliny, isopropylquinazoliny, cyclopropylquinazoliny, phenylquinazoliny, aminoquinazoliny, (dimethylamino)quinazoliny, pyrrolidin-1-ylquinazoliny, piperidin-1-ylquinazoliny, piperazin-1-ylquinazoliny, morpholin-4-ylquinazoliny, ethoxyquinazoliny, isopropoxyquinazoliny, quinoxaliny, methylquinoxaliny, dimethylquinoxaliny, trimethylquinoxaliny, phenylquinoxaliny, [1,5]naphthyridinyl, [1,6]naphthyridinyl, [1,8]naphthyridinyl or a 1,2-dihydro-1-methyl-2-oxo-quinolinyl group,

[0220] R^2 denotes a methyl, isopropyl, cyclopropyl or phenyl group and

[0221] R^3 denotes a 2-chlorobenzyl, 2-bromobenzyl, 2-ethynylbenzyl or 2-cyanobenzyl group,

[0222] the tautomers, enantiomers, diastereomers, the mixtures thereof and the salts thereof.

[0223] A first preferred sub-group of the third object of the invention comprises compounds of general formula I wherein

[0224] R^1 denotes a (3-methyl-isoquinolin-1-yl)methyl group,

[0225] R^2 denotes a methyl group and

[0226] R^3 denotes a 2-chlorobenzyl, 2-bromobenzyl, 2-ethynylbenzyl or 2-cyanobenzyl group,

[0227] the tautomers, enantiomers, diastereomers, the mixtures thereof and the salts thereof.

[0228] A second preferred sub-group of the third object of the invention comprises compounds of general formula I wherein R^1 and R^2 are as hereinbefore defined and R^3

denotes a 2-chlorobenzyl group, the tautomers, enantiomers, diastereomers, the mixtures thereof and the salts thereof.

[0229] A third preferred sub-group of the third object of the invention comprises compounds of general formula I wherein R¹ and R² are as hereinbefore defined and R³ denotes a 2-bromobenzyl group, the tautomers, enantiomers, diastereomers, the mixtures thereof and the salts thereof.

[0230] A fourth preferred sub-group of the third object of the invention comprises compounds of general formula I wherein R¹ and R² are as hereinbefore defined and R³ denotes a 2-ethynylbenzyl group, the tautomers, enantiomers, diastereomers, the mixtures thereof and the salts thereof.

[0231] A fifth preferred sub-group of the third object of the invention comprises compounds of general formula I wherein R¹ and R² are as hereinbefore defined and R³ denotes a 2-cyanobenzyl group, the tautomers, enantiomers, diastereomers, the mixtures thereof and the salts thereof.

[0232] Most particularly preferred are the following compounds of general formula I:

[0233] (1) 1-[(quinazolin-2-yl)methyl]-3-methyl-7-(2-butyn-1-yl)-8-((R)-3-amino-piperidin-1-yl)-xanthine,

[0234] (2) 1-(2-{2-[(ethylaminocarbonyl)methoxy]phenyl}-2-oxo-ethyl)-3-methyl-7-(2-butyn-1-yl)-8-((R)-3-amino-piperidin-1-yl)-xanthine,

[0235] (3) 1-(2-{2-[(methylaminocarbonyl)methoxy]phenyl}-2-oxo-ethyl)-3-methyl-7-(2-butyn-1-yl)-8-((R)-3-amino-piperidin-1-yl)-xanthine,

[0236] (4) 1-(2-phenyl-2-oxo-ethyl)-3-methyl-7-((E)-2-buten-1-yl)-8-((R)-3-amino-piperidin-1-yl)-xanthine,

[0237] (5) 1-[(3-methyl-isoquinolin-1-yl)methyl]-3-methyl-7-(2-butyn-1-yl)-8-((S)-3-amino-piperidin-1-yl)-xanthine,

[0238] (6) 1-[(3-methyl-isoquinolin-1-yl)methyl]-3-methyl-7-(2-butyn-1-yl)-8-((R)-3-amino-piperidin-1-yl)-xanthine,

[0239] (7) 1-[(4-methyl-isoquinolin-1-yl)methyl]-3-methyl-7-(2-butyn-1-yl)-8-((S)-3-amino-piperidin-1-yl)-xanthine,

[0240] (8) 1-[(4-methyl-isoquinolin-1-yl)methyl]-3-methyl-7-(2-butyn-1-yl)-8-((R)-3-amino-piperidin-1-yl)-xanthine,

[0241] (9) 1-[2-(2,3-dihydro-benzo[1,4]dioxin-5-yl)-2-oxo-ethyl]-3-methyl-7-(2-butyn-1-yl)-8-(3-(R)-amino-piperidin-1-yl)-xanthine,

[0242] (10) 1-[(4-methoxy-naphthalen-1-yl)methyl]-3-methyl-7-(2-butyn-1-yl)-8-((S)-3-amino-piperidin-1-yl)-xanthine,

[0243] (11) 1-[(4-methoxy-naphthalen-1-yl)methyl]-3-methyl-7-(2-butyn-1-yl)-8-((R)-3-amino-piperidin-1-yl)-xanthine,

[0244] (12) 1-[2-(benzo[1,3]dioxol-4-yl)-2-oxo-ethyl]-3-methyl-7-(2-butyn-1-yl)-8-((R)-3-amino-piperidin-1-yl)-xanthine,

[0245] (13) 1-[(4-methyl-quinazolin-2-yl)methyl]-3-methyl-7-(2-butyn-1-yl)-8-(3-(R)-amino-piperidin-1-yl)-xanthine,

[0246] (14) 1-(2-{2-[(isopropylcarbonyl)amino]phenyl}-2-oxo-ethyl)-3-methyl-7-((E)-2-buten-1-yl)-8-((S)-3-amino-piperidin-1-yl)-xanthine,

[0247] (15) 1-{2-(2-[(methylaminocarbonyl)methoxy]phenyl)-2-oxo-ethyl}-3-methyl-7-((E)-2-buten-1-yl)-8-((R)-3-amino-piperidin-1-yl)-xanthine,

[0248] (16) 1-(2-{2-[(methylaminocarbonyl)methoxy]phenyl}-2-oxo-ethyl)-3-methyl-7-((E)-2-buten-1-yl)-8-((S)-3-amino-piperidin-1-yl)-xanthine,

[0249] (17) 1-{2-(2-[(isopropylcarbonyl)amino]phenyl)-2-oxo-ethyl}-3-methyl-7-(2-butyn-1-yl)-8-((R)-3-amino-piperidin-1-yl)-xanthine,

[0250] (18) 1-(2-{2-[(isopropylcarbonyl)amino]phenyl}-2-oxo-ethyl)-3-methyl-7-((E)-2-buten-1-yl)-8-((R)-3-amino-piperidin-1-yl)-xanthine,

[0251] (19) 1-[(4-cyano-naphthalen-1-yl)methyl]-3-methyl-7-(2-butyn-1-yl)-8-((R)-3-amino-piperidin-1-yl)-xanthine,

[0252] (20) 1-[(4-phenyl-quinazolin-2-yl)methyl]-3-methyl-7-(2-butyn-1-yl)-8-((R)-3-amino-piperidin-1-yl)-xanthine,

[0253] (21) 1-[(8-methyl-quinoxalin-6-yl)methyl]-3-methyl-7-(2-butyn-1-yl)-8-((R)-3-amino-piperidin-1-yl)-xanthine,

[0254] (22) 1-[(4-fluoro-naphthalen-1-yl)methyl]-3-methyl-7-(2-butyn-1-yl)-8-((R)-3-amino-piperidin-1-yl)-xanthine,

[0255] (23) 1-((E)-3-pentafluorophenyl-allyl)-3-methyl-7-(2-butyn-1-yl)-8-((R)-3-amino-piperidin-1-yl)-xanthine,

[0256] (24) 1-[(3-trifluoromethyl-isoquinolin-1-yl)methyl]-3-methyl-7-(2-butyn-1-yl)-8-((R)-3-amino-piperidin-1-yl)-xanthine,

[0257] (25) 1-[(3-difluoromethyl-isoquinolin-1-yl)methyl]-3-methyl-7-(2-butyn-1-yl)-8-((R)-3-amino-piperidin-1-yl)-xanthine,

[0258] (26) 1-[2-(biphenyl-2-yl)-2-oxo-ethyl]-3-methyl-7-(2-butyn-1-yl)-8-((R)-3-amino-piperidin-1-yl)-xanthine,

[0259] (27) 1-[(3-methyl-isoquinolin-1-yl)methyl]-3-cyclopropyl-7-(2-butyn-1-yl)-8-((R)-3-amino-piperidin-1-yl)-xanthine,

[0260] (28) 1-[2-(3-methoxy-phenyl)-2-oxo-ethyl]-3-methyl-7-(2-butyn-1-yl)-8-((R)-3-amino-piperidin-1-yl)-xanthine,

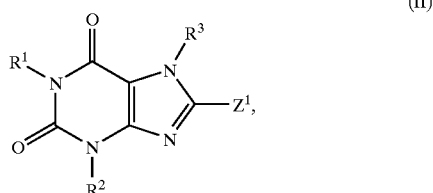
[0261] (29) 1-[(3-methyl-isoquinolin-1-yl)methyl]-3-methyl-7-(2-chloro-benzyl)-8-((R)-3-amino-piperidin-1-yl)-xanthine and

[0262] (30) 1-[(3-methyl-isoquinolin-1-yl)methyl]-3-methyl-7-(2-bromo-benzyl)-8-((R)-3-amino-piperidin-1-yl)-xanthine

[0263] as well as the tautomers, enantiomers, diastereomers, the mixtures thereof and the salts thereof.

[0264] According to the invention the compounds of general formula I are obtained by methods known per se, for example by the following methods:

[0265] a) reacting a compound of general formula



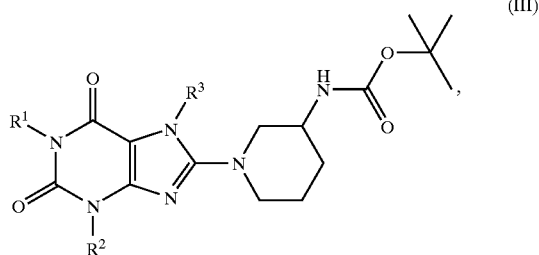
[0266] wherein

[0267] R¹ to R³ are as hereinbefore defined and

[0268] Z¹ denotes a leaving group such as a halogen atom, a substituted hydroxy, mercapto, sulphinyl, sulphonyl or sulphonyloxy group such as a chlorine or bromine atom, a methanesulphonyl or methanesulphonyloxy group, with 3-amino-piperidine, the enantiomers thereof or the salts thereof.

[0269] The reaction is expediently carried out in a solvent such as isopropanol, butanol, tetrahydrofuran, dioxane, dimethylformamide, dimethylsulphoxide, ethyleneglycol monomethylether, ethyleneglycol diethylether or sulpholane, optionally in the presence of an inorganic or tertiary organic base, e.g. sodium carbonate, potassium carbonate or potassium hydroxide, a tertiary organic base, e.g. triethylamine, or in the presence of N-ethyl-diisopropylamine (Hünig base), while these organic bases may simultaneously also serve as solvent, and optionally in the presence of a reaction accelerator such as an alkali metal halide or a palladium-based catalyst at temperatures between -20 and 180° C., but preferably at temperatures between -10 and 120° C. The reaction may, however, also be carried out without a solvent or in an excess of the 3-aminopiperidine.

[0270] b) deprotecting a compound of general formula



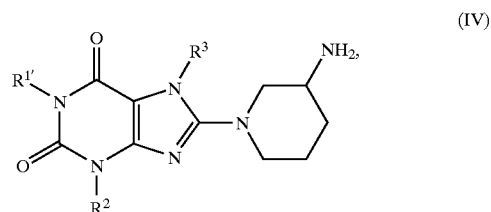
[0271] wherein R¹, R² and R³ are as hereinbefore defined.

[0272] The tert.-butyloxycarbonyl group is preferably cleaved by treatment with an acid such as trifluoroacetic acid

or hydrochloric acid or by treatment with bromotrimethylsilane or iodotrimethylsilane, optionally using a solvent such as methylene chloride, ethyl acetate, dioxane, methanol, isopropanol or diethyl ether at temperatures between 0 and 80° C.

[0273] c) In order to prepare a compound of general formula I wherein R¹ according to the definition provided hereinbefore contains a carboxy group:

[0274] deprotecting a compound of general formula



[0275] wherein R² and R³ are as hereinbefore defined and R^{1'} contains a carboxy group protected by a C₁₋₄-alkyl group.

[0276] The protecting group is cleaved by hydrolysis, for example, using an acid such as hydrochloric acid or sulphuric acid or an alkali metal hydroxide such as lithium hydroxide, sodium hydroxide or potassium hydroxide in a solvent such as methanol, ethanol, isopropanol, tetrahydrofuran or dioxane in the presence of water.

[0277] In the reactions described hereinbefore, any reactive groups present such as carboxy, amino, alkylamino or imino groups may be protected during the reaction by conventional protecting groups which are cleaved again after the reaction.

[0278] For example, a protecting group for a carboxy group may be a trimethylsilyl, methyl, ethyl, tert.butyl, benzyl or tetrahydropyranyl group and

[0279] protecting groups for an amino, alkylamino or imino group may be a formyl, acetyl, trifluoroacetyl, ethoxycarbonyl, tert.butoxycarbonyl, benzyloxycarbonyl, benzyl, methoxybenzyl or 2,4-dimethoxybenzyl group and additionally, for the amino group, a phthalyl group.

[0280] Any protecting group used is optionally subsequently cleaved for example by hydrolysis in an aqueous solvent, e.g. in water, isopropanol/water, acetic acid/water, tetrahydrofuran/water or dioxane/water, in the presence of an acid such as trifluoroacetic acid, hydrochloric acid or sulphuric acid or in the presence of an alkali metal base such as sodium hydroxide or potassium hydroxide or aprotically, e.g. in the presence of iodotrimethylsilane, at temperatures between 0 and 120° C., preferably at temperatures between 10 and 100° C.

[0281] However, a benzyl, methoxybenzyl or benzyloxycarbonyl group is cleaved, for example, hydrogenolytically, e.g. with hydrogen in the presence of a catalyst such as palladium/charcoal in a suitable solvent such as methanol, ethanol, ethyl acetate or glacial acetic acid, optionally with the addition of an acid such as hydrochloric acid at temperatures between 0 and 100° C., but preferably at tempera-

tures between 20 and 60° C., and at a hydrogen pressure of 1 to 7 bar, but preferably 3 to 5 bar. A 2,4-dimethoxybenzyl group, however, is preferably cleaved in trifluoroacetic acid in the presence of anisole.

[0282] A tert.butyl or tert.butylloxycarbonyl group is preferably cleaved by treating with an acid such as trifluoroacetic acid or hydrochloric acid or by treating with iodotrimethylsilane, optionally using a solvent such as methylene chloride, dioxane, methanol or diethylether.

[0283] A trifluoroacetyl group is preferably cleaved by treating with an acid such as hydrochloric acid, optionally in the presence of a solvent such as acetic acid at temperatures between 50 and 120° C., or by treating with sodium hydroxide solution, optionally in the presence of a solvent such as tetrahydrofuran at temperatures between 0 and 50° C.

[0284] A phthalyl group is preferably cleaved in the presence of hydrazine or a primary amine such as methylamine, ethylamine or n-butylamine in a solvent such as methanol, ethanol, isopropanol, toluene/water or dioxane at temperatures between 20 and 50° C.

[0285] Moreover, the compounds of general formula I obtained may be resolved into their enantiomers and/or diastereomers, as mentioned hereinbefore. Thus, for example, cis/trans mixtures may be resolved into their cis and trans isomers, and compounds with at least one optically active carbon atom may be separated into their enantiomers.

[0286] Thus, for example, the cis/trans mixtures may be resolved by chromatography into the cis and trans isomers thereof, the compounds of general formula I obtained which occur as racemates may be separated by methods known per se (cf. Allinger N. L. and Eliel E. L. in "Topics in Stereochemistry", Vol. 6, Wiley Interscience, 1971) into their optical antipodes and compounds of general formula I with at least 2 asymmetric carbon atoms may be resolved into their diastereomers on the basis of their physical-chemical differences using methods known per se, e.g. by chromatography and/or fractional crystallisation, and, if these compounds are obtained in racemic form, they may subsequently be resolved into the enantiomers as mentioned above.

[0287] The enantiomers are preferably separated by column separation on chiral phases or by recrystallisation from an optically active solvent or by reacting with an optically active substance which forms salts or derivatives such as e.g. esters or amides with the racemic compound, particularly acids and the activated derivatives or alcohols thereof, and separating the diastereomeric mixture of salts or derivatives thus obtained, e.g. on the basis of their differences in solubility, whilst the free antipodes may be released from the pure diastereomeric salts or derivatives by the action of suitable agents. Optically active acids in common use are e.g. the D- and L-forms of tartaric acid or dibenzoyltartaric acid, di-o-tolytartaric acid, malic acid, mandelic acid, camphorsulphonic acid, glutamic acid, aspartic acid or quinic acid. An optically active alcohol may be for example (+) or (-)-menthol and an optically active acyl group in amides, for example, may be a (+)- or (-)-menthylloxycarbonyl.

[0288] Furthermore, the compounds of formula I may be converted into the salts thereof, particularly for pharmaceutical use into the physiologically acceptable salts with inorganic or organic acids. Acids which may be used for this purpose include for example hydrochloric acid, hydrobro-

mic acid, sulphuric acid, phosphoric acid, fumaric acid, succinic acid, lactic acid, citric acid, tartaric acid or maleic acid.

[0289] Moreover, if the new compounds of formula I thus obtained contain a carboxy group, they may subsequently, if desired, be converted into the salts thereof with inorganic or organic bases, particularly for pharmaceutical use into the physiologically acceptable salts thereof. Suitable bases for this purpose include for example sodium hydroxide, potassium hydroxide, arginine, cyclohexylamine, ethanolamine, diethanolamine and triethanolamine.

[0290] The compounds of general formulae II to IV used as starting materials are either known from the literature or may be obtained by methods known from the literature (cf. Examples I to LXXI).

[0291] As already mentioned hereinbefore, the compounds of general formula I according to the invention and the physiologically acceptable salts thereof have valuable pharmacological properties, particularly an inhibiting effect on the enzyme DPP-IV.

[0292] The biological properties of the new compounds were investigated as follows:

[0293] The ability of the substances and their corresponding salts to inhibit the DPP-IV activity can be demonstrated in a test set-up in which an extract of human colon carcinoma cell line Caco-2 is used as the DPP-IV source. The differentiation of the cells in order to induce the DPP-IV expression was carried out as described by Reiher et al. in an article entitled "Increased expression of intestinal cell line Caco-2", which appeared in Proc. Natl. Acad. Sci. Vol. 90, pages 5757-5761 (1993). The cell extract was obtained from cells solubilised in a buffer (10 mM Tris HCl, 0.15 M NaCl, 0.04 t.i.u. aprotinin, 0.5% Nonidet-P40, pH 8.0) by centrifuging at 35,000 g for 30 minutes at 4° C. (to remove cell debris).

[0294] The DPP-IV assay was carried out as follows:

[0295] 50 μ l substrate solution (AFC; AFC is amido-4-trifluoromethylcoumarin), final concentration 100 μ M, were placed in black microtitre plates. 20 μ l of assay buffer (final concentrations 50 mM Tris HCl pH 7.8, 50 mM NaCl, 1% DMSO) was pipetted in. The reaction was started by adding 30 μ l of solubilised Caco-2 protein (final concentration 0.14 μ g of protein per well). The test substances to be investigated were typically added prediluted in 20 μ l, and the volume of assay buffer was then reduced accordingly. The reaction was carried out at ambient temperature, incubating for 60 minutes. Then the fluorescence was measured in a Victor 1420 Multilabel Counter, the excitation wavelength being 405 nm and the emission wavelength being 535 nm. Blank readings (corresponding to 0% activity) were obtained in mixtures without any Caco-2 protein (volume replaced by assay buffer), control values (corresponding to 100% activity) were obtained in mixtures with no substance added. The potency of the test substances in question, expressed as IC₅₀ values, was calculated from dosage/activity curves consisting of 11 measuring points in each case. The following results were obtained:

Compound (Example no.)	DPP-IV inhibition IC ₅₀ [nM]
2(3)	2160
2(9)	264
2(12)	16
2(17)	32
2(20)	12
2(25)	4
2(27)	9
2(35)	5
2(37)	5
2(43)	6
2(51)	6
2(52)	9
2(59)	250
2(66)	22
2(80)	1
2(86)	2
2(96)	2
2(99)	1
2(100)	3
2(108)	3
2(129)	3
2(130)	3
2(131)	3
2(132)	1
2(135)	3
2(137)	13
2(138)	8
2(139)	4
2(142)	1
2(145)	4
2(148)	1
2(150)	1
2(151)	3
2(152)	4
2(185)	3
2(217)	4
2(247)	2
2(251)	12
2(256)	8
2(260)	13
2(264)	6
2(277)	6
2(280)	5
2(285)	3
2(287)	11
2(288)	14

[0296] The compounds prepared according to the invention are well tolerated, as for example when 10 mg/kg of the compound of Example 2 (80) were administered to rats by oral route no changes in the animals' behaviour could be detected.

[0297] In view of their ability to inhibit DPP-IV activity, the compounds of general formula I according to the invention and the corresponding pharmaceutically acceptable salts thereof are suitable for treating all those conditions or illnesses which can be influenced by the inhibition of the DPP-IV activity. It is therefore to be expected that the compounds according to the invention will be suitable for the prevention or treatment of diseases or conditions such as type 1 and type 2 diabetes mellitus, diabetic complications (such as e.g. retinopathy, nephropathy or neuropathies), metabolic acidosis or ketosis, reactive hypoglycaemia, insulin resistance, metabolic syndrome, dyslipidaemias of various origins, arthritis, atherosclerosis and related diseases, obesity, allograft transplantation and calcitonin-induced osteoporosis. In addition these substances are capable of

preventing B-cell degeneration such as e.g. apoptosis or necrosis of pancreatic B-cells. The substances are also suitable for improving or restoring the function of pancreatic cells and also increasing the number and size of pancreatic B-cells. Additionally, and on the basis of the role of the Glucagon-Like Peptides, such as e.g. GLP-1 and GLP-2 and their link with DPP-IV inhibition, it is likely that the compounds according to the invention are suitable for achieving, inter alia, a sedative or anxiety-relieving effect and also for favourably affecting catabolic states after operations or hormonal stress responses or reducing mortality or morbidity after myocardial infarct. They are also suitable for treating all conditions which are connected with the above mentioned effects and which are mediated by GLP-1 or GLP-2. The compounds according to the invention may also be used as diuretics or antihypertensives and are suitable for preventing and treating acute renal failure. Furthermore, the compounds according to the invention may be used to treat inflammatory diseases of the respiratory tract. They are also suitable for the prevention and treatment of chronic inflammatory intestinal diseases such as e.g. irritable bowel syndrome (IBS), Crohn's disease or ulcerative colitis and also pancreatitis. It is also likely that they can be used for all kinds of damage to or impairment of the gastrointestinal tract such as colitis and enteritis, for example. It is also expected that DPP-IV inhibitors and hence also the compounds according to the invention may be used to treat infertility or to improve fertility in humans or mammals, particularly when the infertility is connected with insulin resistance or polycystic ovary syndrome. On the other hand these substances are suitable for affecting sperm motility and can thus be used as male contraceptives. The substances are also suitable for treating deficiencies of growth hormone which are associated with reduced stature, and may also be used to advantage in any indications in which growth hormone may be used. The compounds according to the invention are also suitable, on the basis of their inhibitory effect on DPP-IV, for treating various autoimmune diseases such as e.g. rheumatoid arthritis, multiple sclerosis, thyroiditis and Basedow's disease, etc. They may also be used to treat viral diseases and also, for example, in HIV infections, for stimulating blood production, in benign prostatic hyperplasia, gingivitis, as well as for the treatment of neuronal defects and neurodegenerative diseases such as Alzheimer's disease, for example. The compounds described may also be used for the treatment of tumours, particularly for modifying tumour invasion and also metastatisation; examples here are their use in treating T-cell lymphomas, acute lymphoblastic leukaemia, cell-based pancreatic carcinomas, basal cell carcinomas or breast cancers. Other indications are stroke, ischaemia of various origins, Parkinson's disease and migraine. In addition, further indications include follicular and epidermal hyperkeratoses, increased keratinocyte proliferation, psoriasis, encephalomyelitis, glomerulonephritis, lipodystrophies, as well as psychosomatic, depressive and neuropsychiatric diseases of all kinds.

[0298] The compounds according to the invention may also be used in conjunction with other active substances. Therapeutic agents which are suitable for such combinations include, for example, antidiabetics, such as mefformin, sulphonylureas (e.g. glibenclamide, tolbutamide, glimepiride), nateglinide, repaglinide, thiazolidinedione (e.g. rosiglitazone, pioglitazone), PPAR-gamma agonists (e.g. GI 262570) and antagonists, PPAR-gamma/alpha modulators

(e.g. KRP 297), alpha-glucosidase inhibitors (e.g. acarbose, voglibose), other DPPIV inhibitors, alpha2 antagonists, insulin and insulin analogues, GLP-1 and GLP-1 analogues (e.g. exendin-4) or amylin. Also, SGLT2 inhibitors such as T-1095, inhibitors of protein tyrosine phosphatase 1, substances which influence deregulated glucose production in the liver, such as e.g. inhibitors of glucose-6-phosphatase, or fructose-1,6-bisphosphatase, glycogen phosphorylase, glucagon receptor antagonists and inhibitors of phosphoenol pyruvate carboxykinase, glycogen synthase kinase or pyruvate dehydrokinase, lipid lowering agents, such as HMG-CoA-reductase inhibitors (e.g. simvastatin, atorvastatin), fibrates (e.g. bezafibrate, fenofibrate), nicotinic acid and its derivatives, PPAR-alpha agonists, PPAR-delta agonists, ACAT inhibitors (e.g. avasimibe) or cholesterol resorption inhibitors such as for example ezetimibe, bile acid-binding substances such as for example cholestyramine, inhibitors of ileac bile acid transport, HDL-raising compounds such as for example inhibitors of CETP or regulators of ABC1 or active substances for the treatment of obesity, such as e.g. sibutramine or tetrahydrolipostatin, dexfenfluramine, axokine, antagonists of the cannabinoid 1 receptor, MCH-1 receptor antagonists, MC4 receptor agonists, NPY5 or NPY2 antagonists or β_3 -agonists such as SB418790 or AD-9677 as well as agonists of the 5HT2c receptor.

[0299] It is also possible to combine the compounds with drugs for treating high blood pressure such as e.g. All antagonists or ACE inhibitors, diuretics, β -blockers, Ca-antagonists, etc., or combinations thereof.

[0300] The dosage required to achieve such an effect is expediently, by intravenous route, 1 to 100 mg, preferably 1 to 30 mg, and by oral route 1 to 1000 mg, preferably 1 to 100 mg, in each case 1 to 4 times a day. For this purpose, the compounds of formula I prepared according to the invention, optionally combined with other active substances, may be incorporated together with one or more inert conventional carriers and/or diluents, e.g. with corn starch, lactose, glucose, microcrystalline cellulose, magnesium stearate, polyvinylpyrrolidone, citric acid, tartaric acid, water, water/ethanol, water/glycerol, water/sorbitol, water/polyethylene glycol, propylene glycol, cetylstearyl alcohol, carboxymethylcellulose or fatty substances such as hard fat or suitable mixtures thereof into conventional galenic preparations such as plain or coated tablets, capsules, powders, suspensions or suppositories.

[0301] The Examples that follow are intended to illustrate the invention:

[0302] Preparation of the starting compounds:

EXAMPLE I

[0303] 1,3-dimethyl-7-(2,6-dicyano-benzyl)-8-bromo-xanthine

[0304] A mixture of 555 mg of 8-bromotheophyllin and 0.39 ml of Hünig base in 9 ml N,N-dimethylformamide is combined with 600 mg of 2-bromomethylisophthalonitrile and stirred overnight at ambient temperature. For working up the reaction mixture is poured onto water. The precipitate formed is suction filtered, washed with water and dried.

[0305] Yield: 686 mg (83% of theory)

[0306] R_f value: 0.56 (silica gel, methylene chloride/methanol=95:5)

[0307] Mass spectrum (ESI⁺): m/z=399, 401 [M+H]⁺

[0308] The following compounds are obtained analogously to Example I:

[0309] (1) 3-methyl-7-(3-methyl-2-buten-1-yl)-8-chloro-xanthine

[0310] Mass spectrum (ESI⁺): m/z=269, 271 [M+H]⁺

[0311] (2) 3-methyl-7-(2-cyano-benzyl)-8-chloro-xanthine

[0312] Mass spectrum (ESI⁺): m/z=316, 318 [M+H]⁺

[0313] (3) 1-(2-phenyl-2-oxo-ethyl)-3-methyl-7-(2-butyln-1-yl)-8-bromo-xanthine

[0314] Mass spectrum (ESI⁺): m/z=415, 417 [M+H]⁺

[0315] (4) 3-methyl-7-[(2-trimethylsilanyl-ethoxy)methyl]-8-bromo-xanthine

[0316] (Carried out in the presence of potassium carbonate)

[0317] Mass spectrum (ESI⁺): m/z=375, 377 [M+H]⁺

[0318] (5) 3-methyl-7-(3-methyl-2-buten-1-yl)-8-bromo-xanthine

[0319] Mass spectrum (ESI⁺): m/z=313, 315 [M+H]⁺

[0320] (6) 3-methyl-7-(2,3-dimethyl-2-buten-1-yl)-8-bromo-xanthine

[0321] R_f value: 0.43 (silica gel, methylene chloride/methanol=9:1)

[0322] Mass spectrum (ESI⁺): m/z=327, 329 [M+H]⁺

[0323] (7) 3-methyl-7-(2-butyln-1-yl)-8-bromo-xanthine

[0324] R_f value: 0.72 (silica gel, ethyl acetate)

[0325] Mass spectrum (ESI⁺): m/z=297/299 [M+H]⁺

[0326] (8) 3-methyl-7-((E)-2-buten-1-yl)-8-bromo-xanthine (The product is contaminated with approx. 10-20% of Z compound)

[0327] R_f value: 0.55 (silica gel, cyclohexane/ethyl acetate/methanol=6:3:1)

[0328] Mass spectrum (ESI⁺): m/z=299, 301 [M+H]⁺

[0329] (9) 3-methyl-7-[(1-cyclopenten-1-yl)methyl]-8-bromo-xanthine

[0330] Mass spectrum (ESI⁺): m/z=325, 327 [M+H]⁺

[0331] (10) 1-(2-phenyl-2-oxo-ethyl)-3-methyl-7-[(1-cyclopenten-1-yl)methyl]-8-bromo-xanthine

[0332] Mass spectrum (ESI⁺): m/z=443, 445 [M+H]⁺

[0333] (11) 1-(2-phenyl-2-oxo-ethyl)-3-methyl-7-((E)-2-buten-1-yl)-8-bromo-xanthine (product contains approx. 25% of Z isomer)

[0334] Mass spectrum (ESI⁺): m/z=417, 419 [M+H]⁺

[0335] (12) 1-(2-phenyl-2-oxo-ethyl)-3-methyl-7-(2-methyl-allyl)-8-bromo-xanthine

[0336] R_f value: 0.71 (silica gel, methylene chloride/methanol=95:5)

[0337] Mass spectrum (ESI⁺): m/z=417, 419 [M+H]⁺

- [0338] (13) 1-(2-phenyl-2-oxo-ethyl)-3-methyl-7-(3-bromo-allyl)-8-bromo-xanthine
- [0339] R_f value: 0.68 (silica gel, methylene chloride/methanol=95:5)
- [0340] Mass spectrum (ESI⁺): m/z=481, 483, 485 [M+H]⁺
- [0341] (14) 1-(2-phenyl-2-oxo-ethyl)-3-methyl-7-[(furan-2-yl)methyl]-8-bromo-xanthine
- [0342] R_f value: 0.60 (silica gel, methylene chloride/methanol=95:5)
- [0343] Mass spectrum (ESI⁺): m/z=443, 445 [M+H]⁺
- [0344] (15) 1-(2-phenyl-2-oxo-ethyl)-3-methyl-7-(2-chloro-allyl)-8-bromo-xanthine
- [0345] R_f value: 0.77 (silica gel, methylene chloride/methanol=95:5)
- [0346] Mass spectrum (ESI⁺): m/z=437, 439, 441 [M+H]⁺
- [0347] (16) 1-(2-phenyl-2-oxo-ethyl)-3-methyl-7-((Z)-2-methyl-2-buten-1-yl)-8-bromo-xanthine
- [0348] R_f value: 0.77 (silica gel, methylene chloride/methanol=95:5)
- [0349] Mass spectrum (ESI⁺): m/z=431, 433 [M+H]⁺
- [0350] (17) 1-(2-phenyl-2-oxo-ethyl)-3-methyl-7-((E)-2-methyl-2-buten-1-yl)-8-bromo-xanthine
- [0351] R_f value: 0.77 (silica gel, methylene chloride/methanol=95:5)
- [0352] Mass spectrum (ESI⁺): m/z=431, 433 [M+H]⁺
- [0353] (18) 1-(2-phenyl-2-oxo-ethyl)-3-methyl-7-(1-phenylsulphanyl-butyl)-8-bromo-xanthine
- [0354] R_f value: 0.83 (silica gel, methylene chloride/methanol=95:5)
- [0355] Mass spectrum (ESI⁺): m/z=527, 529 [M+H]⁺
- [0356] (19) 3-methyl-7-(3-methyl-1-phenylsulphanyl-butyl)-8-bromo-xanthine
- [0357] (The [(1-chloro-3-methyl-butyl)sulphanyl]-benzene used as starting material for the reaction is obtained by chlorination of [(3-methyl-butyl)sulphanyl]benzene with N-chloro-succinimide in carbon tetrachloride)
- [0358] R_f value: 0.38 (silica gel, methylene chloride/methanol=95:5)
- [0359] Mass spectrum (ESI⁺): m/z=423, 425 [M+H]⁺
- [0360] (20) 1,3-dimethyl-7-(2-bromo-benzyl)-8-chloro-xanthine
- [0361] R_f value: 0.50 (silica gel, cyclohexane/ethyl acetate=1:1)
- [0362] (21) 1,3-dimethyl-7-(2-chloro-benzyl)-8-chloro-xanthine
- [0363] R_f value: 0.50 (silica gel, cyclohexane/ethyl acetate=1:1)
- [0364] (22) 3-cyclopropyl-7-(2-butyln-1-yl)-8-bromo-xanthine
- [0365] R_f value: 0.45 (ready-made reversed phase TLC plate (E. Merck), acetonitrile/water/trifluoroacetic acid=50:50:1)
- [0366] Mass spectrum (ESI⁺): m/z=223/225 [M+H]⁺

EXAMPLE II

[0367] 1-(2-{2-[(ethoxycarbonyl)methoxy]-phenyl}-2-oxo-ethyl)-3-methyl-7-(3-methyl-2-buten-1-yl)-8-[3-(tert.-butyloxycarbonylamino)-piperidin-1-yl]-xanthine

[0368] 63 mg of ethyl bromoacetate are added to a mixture of 200 mg of 1-[2-(2-hydroxy-phenyl)-2-oxo-ethyl]-3-methyl-7-(3-methyl-2-buten-1-yl)-8-[3-(tert.-butyloxycarbonylamino)-piperidin-1-yl]-xanthine and 63 mg of potassium carbonate in 3 ml N,N-dimethylformamide. The reaction mixture is stirred for five hours at ambient temperature. For working up it is combined with water and the precipitate formed is suction filtered, washed with water and dried for three hours at 80° C. in the drying cupboard.

[0369] Yield: 216 mg (94% of theory)

[0370] Mass spectrum (ESI⁺): m/z=653 [M+H]⁺

[0371] The following compounds are obtained analogously to Example II:

[0372] (1) 1-(2-{2-[(aminocarbonyl)methoxy]-phenyl}-2-oxo-ethyl)-3-methyl-7-(3-methyl-2-buten-1-yl)-8-[3-(tert.-butyloxycarbonylamino)-piperidin-1-yl]-xanthine

[0373] Mass spectrum (ESI⁺): m/z=624 [M+H]⁺

[0374] (2) 1-(2-{3-[(methylsulphonyl)methoxy]-phenyl}-2-oxo-ethyl)-3-methyl-7-(3-methyl-2-buten-1-yl)-8-[3-(tert.-butyloxycarbonylamino)-piperidin-1-yl]-xanthine

[0375] R_f value: 0.20 (silica gel, cyclohexane/ethyl acetate=6:4)

[0376] Mass spectrum (ESI⁺): m/z=627 [M+H]⁺

[0377] (3) 1-(2-{3-[(ethoxycarbonyl)methoxy]-phenyl}-2-oxo-ethyl)-3-methyl-7-(3-methyl-2-buten-1-yl)-8-[3-(tert.-butyloxycarbonylamino)-piperidin-1-yl]-xanthine

[0378] R_f value: 0.50 (silica gel, cyclohexane/ethyl acetate=3:7)

[0379] (4) 1-(2-{2-[(methylaminocarbonyl)methoxy]-phenyl}-2-oxo-ethyl)-3-methyl-7-(3-methyl-2-buten-1-yl)-8-[3-(tert.-butyloxycarbonylamino)-piperidin-1-yl]-xanthine

[0380] Mass spectrum (ESI⁺): m/z=638 [M+H]⁺

[0381] (5) 1-(2-{2-[(dimethylaminocarbonyl)methoxy]-phenyl}-2-oxo-ethyl)-3-methyl-7-(3-methyl-2-buten-1-yl)-8-[3-(tert.-butyloxycarbonylamino)-piperidin-1-yl]-xanthine

[0382] Mass spectrum (ESI⁺): m/z=652 [M+H]⁺

[0383] (6) 1-(2-{3-[(methoxycarbonyl)methoxy]-phenyl}-2-oxo-ethyl)-3-methyl-7-(3-methyl-2-buten-1-yl)-8-[3-(tert.-butyloxycarbonylamino)-piperidin-1-yl]-xanthine

[0384] Mass spectrum (ESI⁺): m/z=639 [M+H]⁺

- [0385] (7) 1-(2-{2-[(ethylaminocarbonyl)methoxy]-phenyl}-2-oxo-ethyl)-3-methyl-7-(2-butyn-1-yl)-8-[(R)-3-(tert.-butyloxycarbonylamino)-piperidin-1-yl]-xanthine
- [0386] Mass spectrum (ESI⁺): m/z=636 [M+H]⁺
- [0387] (8) 1-(2-{2-[(methylaminocarbonyl)methoxy]-phenyl}-2-oxo-ethyl)-3-methyl-7-[(1-cyclopenten-1-yl)methyl]-8-[3-(tert.-butyloxycarbonylamino)-piperidin-1-yl]-xanthine
- [0388] Mass spectrum (ESI⁺): m/z=650 [M+H]⁺
- [0389] (9) 1-(2-{2-[(methylaminocarbonyl)methoxy]-phenyl}-2-oxo-ethyl)-3-methyl-7-(2-butyn-1-yl)-8-[3-(tert.-butyloxycarbonylamino)-piperidin-1-yl]-xanthine
- [0390] Mass spectrum (ESI⁺): m/z=622 [M+H]⁺
- [0391] (10) 1-(2-{2-[(aminocarbonyl)methoxy]-phenyl}-2-oxo-ethyl)-3-methyl-7-(2-butyn-1-yl)-8-[3-(tert.-butyloxycarbonylamino)-piperidin-1-yl]-xanthine
- [0392] Mass spectrum (ESI⁺): m/z=608 [M+H]⁺
- [0393] (11) 1-(2-{2-[(methoxycarbonyl)methoxy]-phenyl}-2-oxo-ethyl)-3-methyl-7-(2-butyn-1-yl)-8-[3-(tert.-butyloxycarbonylamino)-piperidin-1-yl]-xanthine
- [0394] Mass spectrum (ESI⁺): m/z=623 [M+H]⁺
- [0395] (12) 1-(2-{2-[(isopropoxyloxycarbonyl)methoxy]-phenyl}-2-oxo-ethyl)-3-methyl-7-(3-methyl-2-buten-1-yl)-8-[3-(tert.-butyloxycarbonylamino)-piperidin-1-yl]-xanthine
- [0396] Mass spectrum (ESI⁺): m/z=667 [M+H]⁺
- [0397] (13) 1-(2-{2-[(methylaminocarbonyl)methoxy]-phenyl}-2-oxo-ethyl)-3-methyl-7-(2-butyn-1-yl)-8-[(R)-3-(tert.-butyloxycarbonylamino)-piperidin-1-yl]-xanthine
- [0398] Mass spectrum (ESI⁺): m/z=622 [M+H]⁺
- [0399] (14) 1-(2-{2-[(methylaminocarbonyl)methoxy]-phenyl}-2-oxo-ethyl)-3-methyl-7-((E)-2-buten-1-yl)-8-[3-(tert.-butyloxycarbonylamino)-piperidin-1-yl]-xanthine (product contains some Z isomer)
- [0400] R_f value: 0.35 (silica gel, cyclohexane/ethyl acetate/methanol=5:4:1)
- [0401] Mass spectrum (ESI⁺): m/z=624 [M+H]⁺
- [0402] (15) 1-(2-{2-[(ethylaminocarbonyl)methoxy]-phenyl}-2-oxo-ethyl)-3-methyl-7-(2-butyn-1-yl)-8-[(S)-3-(tert.-butyloxycarbonylamino)-piperidin-1-yl]-xanthine
- [0403] Mass spectrum (ESI⁺): m/z=636 [M+H]⁺
- [0404] (16) 1-(2-{2-[(methylaminocarbonyl)methoxy]-phenyl}-2-oxo-ethyl)-3-methyl-7-(2-butyn-1-yl)-8-[(S)-3-(tert.-butyloxycarbonylamino)-piperidin-1-yl]-xanthine
- [0405] Mass spectrum (ESI⁺): m/z=622 [M+H]⁺
- [0406] (17) 1-(2-{2-[(methoxycarbonyl)methoxy]-phenyl}-2-oxo-ethyl)-3-methyl-7-(3-methyl-2-buten-1-yl)-8-[3-(tert.-butyloxycarbonylamino)-piperidin-1-yl]-xanthine
- [0407] Mass spectrum (ESI⁺): m/z=639 [M+H]⁺
- [0408] (18) 1-(2-{2-[(methylaminocarbonyl)methoxy]-phenyl}-2-oxo-ethyl)-3-methyl-7-(3-methyl-2-buten-1-yl)-8-[(S)-3-(tert.-butyloxycarbonylamino)-piperidin-1-yl]-xanthine
- [0409] Mass spectrum (ESI⁺): m/z=638 [M+H]⁺
- [0410] (19) 2-(2-acetyl-phenoxy)-N-ethyl-acetamide
- [0411] Mass spectrum (ESI⁺): m/z=222 [M+H]⁺
- [0412] (20) 1-{2-[2-(1-methoxycarbonyl-ethoxy)-phenyl]-2-oxo-ethyl}-3-methyl-7-(2-butyn-1-yl)-8-[3-(tert.-butyloxycarbonylamino)-piperidin-1-yl]-xanthine
- [0413] Mass spectrum (ESI⁺): m/z=637 [M+H]⁺
- [0414] (21) 1-{2-[2-(1-aminocarbonyl-ethoxy)-phenyl]-2-oxo-ethyl}-3-methyl-7-(2-butyn-1-yl)-8-[3-(tert.-butyloxycarbonylamino)-piperidin-1-yl]-xanthine
- [0415] Mass spectrum (ESI⁺): m/z=622 [M+H]⁺
- [0416] (22) 2-(2-acetyl-phenoxy)-N-methyl-acetamide
- [0417] Mass spectrum (ESI⁺): m/z=208 [M+H]⁺
- [0418] (23) 1-{2-[2-(2-oxo-propoxy)-phenyl]-2-oxo-ethyl}-3-methyl-7-(2-butyn-1-yl)-8-[3-(tert.-butyloxycarbonylamino)-piperidin-1-yl]-xanthine
- [0419] Mass spectrum (ESI⁺): m/z=607 [M+H]⁺
- [0420] (24) 1-{2-[2-(1-ethoxycarbonyl-1-methyl-ethoxy)-phenyl]-2-oxo-ethyl}-3-methyl-7-(2-butyn-1-yl)-8-[3-(tert.-butyloxycarbonylamino)-piperidin-1-yl]-xanthine
- [0421] Mass spectrum (ESI⁺): m/z=665 [M+H]⁺
- [0422] (25) 1-{2-[2-(2-cyanomethoxy-phenyl)-2-oxo-ethyl]-3-methyl-7-(2-butyn-1-yl)-8-[3-(tert.-butyloxycarbonylamino)-piperidin-1-yl]-xanthine
- [0423] Mass spectrum (ESI⁺): m/z=590 [M+H]⁺
- [0424] (26) 1-(2-{2-[(methylsulphonyl)methoxy]-phenyl}-2-oxo-ethyl)-3-methyl-7-(2-butyn-1-yl)-8-[3-(tert.-butyloxycarbonylamino)-piperidin-1-yl]-xanthine
- [0425] Mass spectrum (ESI⁺): m/z=611 [M+H]⁺
- [0426] (27) 1-{[2-(tert.-butylcarbonyl)-benzofuran-3-yl]methyl}-3-methyl-7-(2-butyn-1-yl)-8-[3-(tert.-butyloxycarbonylamino)-piperidin-1-yl]-xanthine
- [0427] (Formed as main product when 1-[2-(2-hydroxy-phenyl)-2-oxo-ethyl]-3-methyl-7-(2-butyn-1-yl)-8-[3-(tert.-butyloxycarbonylamino)-piperidin-1-yl]-xanthine is reacted with 1-chloro-3,3-dimethyl-butan-2-one)
- [0428] Mass spectrum (ESI⁺): m/z=631 [M+H]⁺

EXAMPLE III

[0429] 1-[2-(2-hydroxy-phenyl)-2-oxo-ethyl]-3-methyl-7-(3-methyl-2-buten-1-yl)-8-[3-(tert.-butyloxycarbonylamino)-piperidin-1-yl]-xanthine

[0430] 1.30 g of 3-tert.-butyloxycarbonylamino-piperidine are added to a mixture of 2.51 g of 1-[2-(2-hydroxy-phenyl)-2-oxo-ethyl]-3-methyl-7-(3-methyl-2-buten-1-yl)-8-chloro-xanthine and 880 mg of sodium carbonate in 8 ml of dimethylsulphoxide. The reaction mixture is stirred for 18 hours at 60° C. For working up it is combined with water and the precipitate formed is suction filtered. The solid crude product is dissolved in ethyl acetate, the solution is dried over magnesium sulphate and evaporated down. The flask residue is chromatographed through a silica gel column with cyclohexane/ethyl acetate (10:1 to 1:1) as eluant.

- [0431] Yield: 2.56 g (91% of theory)
- [0432] Mass spectrum (ESI⁺): m/z=567 [M+H]⁺
- [0433] The following compounds are obtained analogously to Example III:
- [0434] (1) 3-methyl-7-(3-methyl-2-buten-1-yl)-8-[3-(tert.-butyloxycarbonylamino)-piperidin-1-yl]-xanthine
- [0435] Mass spectrum (ESI⁺): m/z=433 [M+H]⁺
- [0436] (2) 1-(1-methyl-2-oxo-2-phenyl-ethyl)-3-methyl-7-(3-methyl-2-buten-1-yl)-8-[3-(tert.-butyloxycarbonylamino)-piperidin-1-yl]-xanthine
- [0437] Mass spectrum (ESI⁺): m/z=565 [M+H]⁺
- [0438] (3) 3-methyl-7-(2-cyano-benzyl)-8-[3-(tert.-butyloxycarbonylamino)-piperidin-1-yl]-xanthine
- [0439] R_f value: 0.90 (silica gel, methylene chloride/methanol=9:1)
- [0440] Mass spectrum (ESI⁻): m/z=478 [M-H]⁻(4) 1-methyl-3-[(methoxycarbonyl)methyl]-7-(2-cyano-benzyl)-8-[3-(tert.-butyloxycarbonylamino)-piperidin-1-yl]-xanthine
- [0441] Mass spectrum (ESI⁺): m/z=552 [M+H]⁺
- [0442] (5) 1-methyl-3-cyanomethyl-7-(2-cyano-benzyl)-8-[3-(tert.-butyloxycarbonylamino)-piperidin-1-yl]-xanthine
- [0443] Mass spectrum (ESI⁺): m/z=519 [M+H]⁺
- [0444] (6) 1-methyl-3-(2-propyn-1-yl)-7-(2-cyano-benzyl)-8-[3-(tert.-butyloxycarbonylamino)-piperidin-1-yl]-xanthine
- [0445] Mass spectrum (ESI⁺): m/z=518 [M+H]⁺
- [0446] (7) 1-[2-(3-nitro-phenyl)-2-oxo-ethyl]-3-methyl-7-(3-methyl-2-buten-1-yl)-8-[3-(tert.-butyloxycarbonylamino)-piperidin-1-yl]-xanthine
- [0447] R_f value: 0.25 (silica gel, cyclohexane/ethyl acetate/methanol=7:2:1)
- [0448] Mass spectrum (ESI⁺): m/z=596 [M+H]⁺
- [0449] (8) 1-methyl-3-(2-propen-1-yl)-7-(2-cyano-benzyl)-8-[3-(tert.-butyloxycarbonyl-amino)-piperidin-1-yl]-xanthine
- [0450] Mass spectrum (ESI⁺): m/z=520 [M+H]⁺
- [0451] (9) 1-(2-phenyl-2-oxo-ethyl)-3-methyl-7-(2-butyln-1-yl)-8-[3-(tert.-butyloxycarbonylamino)-piperidin-1-yl]-xanthine
- [0452] Mass spectrum (ESI⁺): m/z=535 [M+H]⁺
- [0453] (10) 1-[2-(2-nitro-phenyl)-2-oxo-ethyl]-3-methyl-7-(3-methyl-2-buten-1-yl)-8-[3-(tert.-butyloxycarbonylamino)-piperidin-1-yl]-xanthine
- [0454] R_f value: 0.52 (silica gel, cyclohexane/ethyl acetate=3:7)
- [0455] Mass spectrum (ESI⁺): m/z=596 [M+H]⁺
- [0456] (11) 1-methyl-3-phenyl-7-(2-cyano-benzyl)-8-[3-(tert.-butyloxycarbonylamino)-piperidin-1-yl]-xanthine
- [0457] Mass spectrum (ESI⁺): m/z=556 [M+H]⁺
- [0458] (12) 1-[2-(2-nitro-phenyl)-2-oxo-ethyl]-3-methyl-7-(3-methyl-2-buten-1-yl)-8-[3-(tert.-butyloxycarbonylamino)-piperidin-1-yl]-xanthine
- [0459] Mass spectrum (ESI⁺): m/z=596 [M+H]⁺
- [0460] (13) 1-[(cinnolin-4-yl)methyl]-3-methyl-7-(3-methyl-2-buten-1-yl)-8-[3-(tert.-butyloxycarbonylamino)-piperidin-1-yl]-xanthine mixed with 1-[(1,4-dihydro-cinnolin-4-yl)methyl]-3-methyl-7-(3-methyl-2-buten-1-yl)-8-[3-(tert.-butyloxycarbonylamino)-piperidin-1-yl]-xanthine
- [0461] R_f value: 0.62 (silica gel, ethyl acetate)
- [0462] (14) 1-({4-oxo-3-[(2-trimethylsilanyl-ethoxy)methyl]-3,4-dihydro-phthalazin-1-yl}methyl)-3-methyl-7-(3-methyl-2-buten-1-yl)-8-[3-(tert.-butyloxycarbonylamino)-piperidin-1-yl]-xanthine
- [0463] (Carried out with potassium carbonate in the presence of Honig base)
- [0464] R_f value: 0.27 (silica gel, cyclohexane/ethyl acetate=1:1)
- [0465] Mass spectrum (ESI⁺): m/z=720 [M+H]⁺
- [0466] (15) 1-[(isoquinolin-3-yl)methyl]-3-methyl-7-(3-methyl-2-buten-1-yl)-8-[3-(tert.-butyloxycarbonylamino)-piperidin-1-yl]-xanthine
- [0467] R_f value: 0.31 (silica gel, ethyl acetate/petroleum ether=7:3)
- [0468] Mass spectrum (ESI⁺): m/z=574 [M+H]⁺
- [0469] (16) 1-[(3-methyl-4-oxo-3,4-dihydro-phthalazin-1-yl)methyl]-3-methyl-7-(3-methyl-2-buten-1-yl)-8-[3-(tert.-butyloxycarbonylamino)-piperidin-1-yl]-xanthine
- [0470] R_f value: 0.45 (silica gel, methylene chloride/methanol/conc. aqueous ammonia=95:5)
- [0471] Mass spectrum (ESI⁺): m/z=605 [M+H]⁺
- [0472] (17) 3-methyl-7-(2,3-dimethyl-2-buten-1-yl)-8-[3-(tert.-butyloxycarbonylamino)-piperidin-1-yl]-xanthine
- [0473] (Carried out with potassium carbonate)
- [0474] R_f value: 0.42 (silica gel, methylene chloride/methanol=20:1)
- [0475] Mass spectrum (ESI⁺): m/z=447 [M+H]⁺
- [0476] (18) 3-methyl-7-(2-butyln-1-yl)-8-[3-(tert.-butyloxycarbonylamino)-piperidin-1-yl]-xanthine
- [0477] (Carried out with potassium carbonate)
- [0478] Melting point: 235-237° C.
- [0479] Mass spectrum (ESI⁺): m/z=417 [M+H]⁺
- [0480] (19) 1-[(quinolin-4-yl)methyl]-3-methyl-7-(2-butyln-1-yl)-8-[3-(tert.-butyloxycarbonylamino)-piperidin-1-yl]-xanthine
- [0481] (Carried out with potassium carbonate)
- [0482] R_f value: 0.36 (silica gel, ethyl acetate)
- [0483] Mass spectrum (ESI⁺): m/z=558 [M+H]⁺
- [0484] (20) 1-[(isoquinolin-1-yl)methyl]-3-methyl-7-(2-butyln-1-yl)-8-[3-(tert.-butyloxycarbonylamino)-piperidin-1-yl]-xanthine

- [0485] (Carried out with potassium carbonate)
- [0486] R_f value: 0.71 (silica gel, ethyl acetate)
- [0487] Mass spectrum (ESI⁺): $m/z=558$ [M+H]⁺
- [0488] (21) 1-[(isoquinolin-1-yl)methyl]-3-methyl-7-((E)-2-buten-1-yl)-8-[3-(tert.butylloxycarbonylamino)-piperidin-1-yl]-xanthine
- [0489] (Carried out with potassium carbonate; the product contains approx. 20% of Z isomer)
- [0490] R_f value: 0.24 (silica gel, ethyl acetate/petroleum ether=1:1)
- [0491] Mass spectrum (ESI⁺): $m/z=560$ [M+H]⁺
- [0492] (22) 3-methyl-7-(2-butyn-1-yl)-8-[(R)-3-(tert.-butylloxycarbonylamino)-piperidin-1-yl]-xanthine
- [0493] (Carried out with potassium carbonate)
- [0494] R_f value: 0.64 (silica gel, ethyl acetate)
- [0495] Mass spectrum (ESI⁺): $m/z=417$ [M+H]⁺
- [0496] (23) 3-methyl-7-(2-butyn-1-yl)-8-[(S)-3-(tert.-butylloxycarbonylamino)-piperidin-1-yl]-xanthine
- [0497] (Carried out with potassium carbonate)
- [0498] R_f value: 0.64 (silica gel, ethyl acetate)
- [0499] Mass spectrum (ESI⁺): $m/z=417$ [M+H]⁺
- [0500] (24) 3-methyl-7-((E)-2-buten-1-yl)-8-[(S)-3-(tert.-butylloxycarbonylamino)-piperidin-1-yl]-xanthine
- [0501] (product contains approx. 15% of Z isomer)
- [0502] R_f value: 0.35 (silica gel, cyclohexane/ethyl acetate=3:7)
- [0503] Mass spectrum (ESI⁺): $m/z=419$ [M+H]⁺
- [0504] (25) 3-methyl-7-((E)-2-buten-1-yl)-8-[(R)-3-(tert.-butylloxycarbonylamino)-piperidin-1-yl]-xanthine
- [0505] (product contains approx. 15% of Z isomer)
- [0506] R_f value: 0.35 (silica gel, cyclohexane/ethyl acetate=3:7)
- [0507] Mass spectrum (ESI⁺): $m/z=419$ [M+H]⁺
- [0508] (26) 1-[2-(2-hydroxy-phenyl)-2-oxo-ethyl]-3-methyl-7-(2-butyn-1-yl)-8-[(R)-3-(tert.-butylloxycarbonylamino)-piperidin-1-yl]-xanthine
- [0509] Mass spectrum (ESI⁺): $m/z=551$ [M+H]⁺
- [0510] (27) 1-[2-(2-amino-phenyl)-2-oxo-ethyl]-3-methyl-7-[(1-cyclopenten-1-yl)methyl]-8-[3-(tert.-butylloxycarbonylamino)-piperidin-1-yl]-xanthine
- [0511] Mass spectrum (ESI⁺): $m/z=578$ [M+H]⁺
- [0512] (28) 1-(2-phenyl-2-oxo-ethyl)-3-methyl-7-[(1-cyclopenten-1-yl)methyl]-8-[3-(tert.-butylloxycarbonylamino)-piperidin-1-yl]-xanthine
- [0513] Mass spectrum (ESI⁺): $m/z=563$ [M+H]⁺
- [0514] (29) 1-[2-(2-hydroxy-phenyl)-2-oxo-ethyl]-3-methyl-7-[(1-cyclopenten-1-yl)methyl]-8-[3-(tert.-butylloxycarbonylamino)-piperidin-1-yl]-xanthine
- [0515] Mass spectrum (ESI⁺): $m/z=579$ [M+H]⁺
- [0516] (30) 1-methyl-3-isopropyl-7-(2-cyano-benzyl)-8-[3-(tert.butylloxycarbonylamino)-piperidin-1-yl]-xanthine
- [0517] Mass spectrum (ESI⁺): $m/z=522$ [M+H]⁺
- [0518] (31) 1-[2-(2-hydroxy-phenyl)-2-oxo-ethyl]-3-methyl-7-(2-butyn-1-yl)-8-[3-(tert.butylloxycarbonylamino)-piperidin-1-yl]-xanthine
- [0519] Mass spectrum (ESI⁺): $m/z=551$ [M+H]⁺
- [0520] (32) 1-[2-(2-amino-phenyl)-2-oxo-ethyl]-3-methyl-7-((E)-2-buten-1-yl)-8-[3-(tert.-butylloxycarbonylamino)-piperidin-1-yl]-xanthine
- [0521] (product contains approx. 10% of Z isomer)
- [0522] R_f value: 0.20 (silica gel, cyclohexane/ethyl acetate=1:1)
- [0523] Mass spectrum (ESI⁺): $m/z=552$ [M+H]⁺
- [0524] (33) 1-(2-phenyl-2-oxo-ethyl)-3-methyl-7-((E)-2-buten-1-yl)-8-[3-(tert.-butylloxycarbonylamino)-piperidin-1-yl]-xanthine
- [0525] (product contains approx. 25% of Z isomer)
- [0526] Mass spectrum (ESI⁺): $m/z=537$ [M+H]⁺
- [0527] (34) 1-[2-(2-hydroxy-phenyl)-2-oxo-ethyl]-3-methyl-7-(2-butyn-1-yl)-8-[(R)-3-(tert.-butylloxycarbonylamino)-piperidin-1-yl]-xanthine
- [0528] (35) 1-[2-(2-hydroxy-phenyl)-2-oxo-ethyl]-3-methyl-7-((E)-2-buten-1-yl)-8-[3-(tert.-butylloxycarbonylamino)-piperidin-1-yl]-xanthine
- [0529] (product contains some Z isomer)
- [0530] R_f value: 0.30 (silica gel, cyclohexane/ethyl acetate=4:6)
- [0531] Mass spectrum (ESI⁺): $m/z=553$ [M+H]⁺
- [0532] (36) 1-[2-(2-hydroxy-phenyl)-2-oxo-ethyl]-3-methyl-7-(2-butyn-1-yl)-8-[(S)-3-(tert.-butylloxycarbonylamino)-piperidin-1-yl]-xanthine
- [0533] Mass spectrum (ESI⁺): $m/z=551$ [M+H]⁺
- [0534] (37) 1-[2-(2-amino-phenyl)-2-oxo-ethyl]-3-methyl-7-(2-butyn-1-yl)-8-[3-(tert.butylloxycarbonylamino)-piperidin-1-yl]-xanthine
- [0535] R_f value: 0.50 (silica gel, methylene chloride/methanol=95:5)
- [0536] Mass spectrum (ESI⁺): $m/z=550$ [M+H]⁺
- [0537] (38) 1-[2-(2-hydroxy-phenyl)-2-oxo-ethyl]-3-methyl-7-(3-methyl-2-buten-1-yl)-8-[(S)-3-(tert.-butylloxycarbonylamino)-piperidin-1-yl]-xanthine
- [0538] Mass spectrum (ESI⁺): $m/z=567$ [M+H]⁺
- [0539] (39) 1-(2-phenyl-2-oxo-ethyl)-3-methyl-7-(2-butyn-1-yl)-8-[(R)-3-(tert.-butylloxycarbonylamino)-piperidin-1-yl]-xanthine
- [0540] Mass spectrum (ESI⁺): $m/z=535$ [M+H]⁺
- [0541] (40) 1-methyl-3-[(2-trimethylsilyl-ethoxy)methyl]-7-(2-cyano-benzyl)-8-[3-(tert.-butylloxycarbonylamino)-piperidin-1-yl]-xanthine
- [0542] Mass spectrum (ESI⁺): $m/z=610$ [M+H]⁺

- [0543] (41) 3-methyl-7-(2-butyn-1-yl)-8-[(S)-3-(tert.-butyloxycarbonylamino)-piperidin-1-yl]-xanthine
- [0544] (Carried out with potassium carbonate)
- [0545] R_f value: 0.52 (silica gel, ethyl acetate)
- [0546] Mass spectrum (ESI⁺): $m/z=417$ [M+H]⁺
- [0547] (42) 1-(2-phenyl-2-oxo-ethyl)-3-methyl-7-(2-methyl-allyl)-8-[3-(tert.butyloxycarbonylamino)-piperidin-1-yl]-xanthine
- [0548] R_f value: 0.46 (silica gel, methylene chloride/methanol=95:5)
- [0549] (43) 1-(2-phenyl-2-oxo-ethyl)-3-methyl-7-(3-bromo-allyl)-8-[3-(tert.butyloxycarbonylamino)-piperidin-1-yl]-xanthine
- [0550] R_f value: 0.22 (silica gel, methylene chloride/methanol=95:5)
- [0551] Mass spectrum (ESI⁺): $m/z=601, 603$ [M+H]⁺
- [0552] (44) 1-(2-phenyl-2-oxo-ethyl)-3-methyl-7-[(furan-2-yl)methyl]-8-[3-(tert.butyloxycarbonylamino)-piperidin-1-yl]-xanthine
- [0553] R_f value: 0.41 (silica gel, methylene chloride/methanol=95:5)
- [0554] (45) 1-(2-phenyl-2-oxo-ethyl)-3-methyl-7-(2-chloro-allyl)-8-[3-(tert.butyloxycarbonylamino)-piperidin-1-yl]-xanthine
- [0555] R_f value: 0.49 (silica gel, methylene chloride/methanol=95:5)
- [0556] Mass spectrum (ESI⁺): $m/z=557, 559$ [M+H]⁺
- [0557] (46) 1-(2-phenyl-2-oxo-ethyl)-3-methyl-7-(2-butyn-1-yl)-8-[(S)-3-(tert.-butyloxycarbonylamino)-piperidin-1-yl]-xanthine
- [0558] Mass spectrum (ESI⁺): $m/z=535$ [M+H]⁺
- [0559] (47) 1-[2-(2-amino-phenyl)-2-oxo-ethyl]-3-methyl-7-((E)-2-buten-1-yl)-8-[(S)-3-(tert.-butyloxycarbonylamino)-piperidin-1-yl]-xanthine
- [0560] R_f value: 0.40 (silica gel, cyclohexane/ethyl acetate=4:6)
- [0561] Mass spectrum (ESI⁺): $m/z=552$ [M+H]⁺
- [0562] (48) 1-[2-(2-nitro-phenyl)-2-oxo-ethyl]-3-methyl-7-((E)-2-buten-1-yl)-8-[(R)-3-(tert.-butyloxycarbonylamino)-piperidin-1-yl]-xanthine
- [0563] R_f value: 0.50 (silica gel, cyclohexane/ethyl acetate=1:2)
- [0564] (49) 1-[2-(2-nitro-phenyl)-2-oxo-ethyl]-3-methyl-7-((E)-2-buten-1-yl)-8-[(S)-3-(tert.-butyloxycarbonylamino)-piperidin-1-yl]-xanthine
- [0565] Mass spectrum (ESI⁺): $m/z=582$ [M+H]⁺
- [0566] (50) 1-[2-(2-nitro-3-methoxy-phenyl)-2-oxo-ethyl]-3-methyl-7-(3-methyl-2-buten-1-yl)-8-[3-(tert.-butyloxycarbonylamino)-piperidin-1-yl]-xanthine
- [0567] Mass spectrum (ESI⁺): $m/z=626$ [M+H]⁺
- [0568] (51) 1-(2-{2-oxo-3-[(2-trimethylsilylanyl-ethoxy)methyl]-2,3-dihydro-benzooxazol-7-yl}-2-oxo-ethyl)-3-methyl-7-(3-methyl-2-buten-1-yl)-8-[3-(tert.butyloxycarbonylamino)-piperidin-1-yl]-xanthine
- [0569] Mass spectrum (ESI⁺): $m/z=738$ [M+H]⁺
- [0570] (52) 1-(2-phenyl-2-oxo-ethyl)-3-methyl-7-((Z)-2-methyl-2-buten-1-yl)-8-[3-(tert.-butyloxycarbonylamino)-piperidin-1-yl]-xanthine
- [0571] R_f value: 0.48 (silica gel, methylene chloride/methanol=95:5)
- [0572] Mass spectrum (ESI⁺): $m/z=551$ [M+H]⁺
- [0573] (53) 1-(2-phenyl-2-oxo-ethyl)-3-methyl-7-((E)-2-methyl-2-buten-1-yl)-8-[3-(tert.-butyloxycarbonylamino)-piperidin-1-yl]-xanthine
- [0574] Mass spectrum (ESI⁺): $m/z=551$ [M+H]⁺
- [0575] (54) 1-(2-{2-oxo-3-[(2-trimethylsilylanyl-ethoxy)methyl]-2,3-dihydro-benzooxazol-4-yl}-2-oxo-ethyl)-3-methyl-7-(2-butyn-1-yl)-8-[3-(tert.butyloxycarbonylamino)-piperidin-1-yl]-xanthine
- [0576] R_f value: 0.40 (silica gel, petroleum ether/ethyl acetate=1:1)
- [0577] Mass spectrum (ESI⁺): $m/z=722$ [M+H]⁺
- [0578] (55) 1-[2-(2,2-difluoro-benzo[1,3]dioxol-4-yl)-2-oxo-ethyl]-3-methyl-7-(2-butyn-1-yl)-8-[(R)-3-(tert.-butyloxycarbonylamino)-piperidin-1-yl]-xanthine
- [0579] Mass spectrum (ESI⁺): $m/z=615$ [M+H]⁺
- [0580] (56) 1-[2-(2,2-difluoro-benzo[1,3]dioxol-4-yl)-2-oxo-ethyl]-3-methyl-7-(2-butyn-1-yl)-8-[(S)-3-(tert.-butyloxycarbonylamino)-piperidin-1-yl]-xanthine
- [0581] Mass spectrum (ESI⁺): $m/z=615$ [M+H]⁺
- [0582] (57) 1-[(1-methyl-1H-indol-2-yl)methyl]-3-methyl-7-(2-butyn-1-yl)-8-[3-(tert.butyloxy-carbonylamino)-piperidin-1-yl]-xanthine
- [0583] R_f value: 0.80 (silica gel, methylene chloride/methanol=95:5)
- [0584] Mass spectrum (ESI⁺): $m/z=560$ [M+H]⁺
- [0585] (58) 1-[(quinolin-3-yl)methyl]-3-methyl-7-(2-butyn-1-yl)-8-[3-(tert.butyloxycarbonyl-amino)piperidin-1-yl]-xanthine
- [0586] R_f value: 0.50 (silica gel, ethyl acetate)
- [0587] Mass spectrum (ESI⁺): $m/z=558$ [M+H]⁺
- [0588] (59) 1-[[1-(tert.-butyloxycarbonylamino)-1H-indol-2-yl]methyl]3-methyl-7-(2-butyn-1-yl)-8-[3-(tert.-butyloxycarbonylamino)-piperidin-1-yl]-xanthine
- [0589] R_f value: 0.40 (silica gel, petroleum ether/ethyl acetate=1:1)
- [0590] Mass spectrum (ESI⁺): $m/z=646$ [M+H]⁺
- [0591] (60) 1-[(2-methyl-1-[(2-trimethylsilylanyl-ethoxy)methyl]-1H-benzimidazol-5-yl)methyl]-3-methyl-7-(2-butyn-1-yl)-8-[3-(tert.-butyloxycarbonylamino)-piperidin-1-yl]-xanthine (mixed with 1-[(2-methyl-3-[(2-trimethylsilylanyl-ethoxy)methyl]-3H-benzimidazol-5-yl)methyl]-3-methyl-7-(2-butyn-1-yl)-8-[3-(tert.-butyloxycarbonylamino)-piperidin-1-yl]-xanthine)

- [0592] R_f value: 0.15 (silica gel, ethyl acetate)
- [0593] Mass spectrum (ESI⁺): $m/z=691$ [M+H]⁺
- [0594] (61) 1-[2-(quinolin-8-yl)-2-oxo-ethyl]-3-methyl-7-(2-butyn-1-yl)-8-[3-(tert.butyl-oxycarbonylamino)-piperidin-1-yl]-xanthine
- [0595] R_f value: 0.35 (silica gel, methylene chloride/methanol=95:5)
- [0596] Mass spectrum (ESI⁺): $m/z=586$ [M+H]⁺
- [0597] (62) 1-[(1-[(2-trimethylsilyl-ethoxy)methyl]-1H-benzimidazol-5-yl)methyl]-3-methyl-7-(2-butyn-1-yl)-8-[3-(tert.-butyloxycarbonylamino)-piperidin-1-yl]-xanthine (mixed with 1-[(3-[(2-trimethylsilyl-ethoxy)methyl]-3H-benzimidazol-5-yl)methyl]-3-methyl-7-(2-butyn-1-yl)-8-[3-(tert.butyloxycarbonylamino)-piperidin-1-yl]-xanthine)
- [0598] R_f value: 0.23 (silica gel, ethyl acetate)
- [0599] Mass spectrum (ESI⁺): $m/z=677$ [M+H]⁺
- [0600] (63) 1-[(pyrazolo[1,5-a]pyridin-2-yl)methyl]-3-methyl-7-(2-butyn-1-yl)-8-[3-(tert.-butyloxycarbonylamino)-piperidin-1-yl]-xanthine
- [0601] R_f value: 0.46 (silica gel, methylene chloride/methanol=95:5)
- [0602] Mass spectrum (ESI⁺): $m/z=547$ [M+H]⁺
- [0603] (64) 1-(2-phenyl-2-oxo-ethyl)-3-methyl-7-((E)-1-buten-1-yl)-8-[3-(tert.butyloxycarbonylamino)-piperidin-1-yl]-xanthine
- [0604] R_f value: 0.48 (silica gel, methylene chloride/methanol=95:5)
- [0605] Mass spectrum (ESI⁺): $m/z=537$ [M+H]⁺
- [0606] (65) 1-[2-[1-(tert.-butyloxycarbonyl)-1H-indol-7-yl]-2-oxo-ethyl]-3-methyl-7-(2-butyn-1-yl)-8-[3-(tert.-butyloxycarbonylamino)-piperidin-1-yl]-xanthine
- [0607] R_f value: 0.38 (silica gel, petroleum ether/ethyl acetate=1:1)
- [0608] (66) 1-[(3-methyl-isoquinolin-1-yl)methyl]-3-methyl-7-(3-methyl-1-buten-1-yl)-8-[(R)-3-(tert.-butyloxycarbonylamino)-piperidin-1-yl]-xanthine
- [0609] R_f value: 0.40 (silica gel, methylene chloride/methanol=95:5)
- [0610] Mass spectrum (ESI⁺): $m/z=588$ [M+H]⁺
- [0611] (67) 1,3-dimethyl-7-(2-bromo-benzyl)-8-[3-(tert.-butyloxycarbonylamino)-piperidin-1-yl]-xanthine
- [0612] R_f value: 0.40 (silica gel, cyclohexane/ethyl acetate=1:1)
- [0613] (68) 1,3-dimethyl-7-(2-chloro-benzyl)-8-[3-(tert.-butyloxycarbonylamino)-piperidin-1-yl]-xanthine
- [0614] R_f value: 0.42 (silica gel, cyclohexane/ethyl acetate=1:1)
- [0615] (69) 1-[(3-methyl-isoquinolin-1-yl)methyl]-3-methyl-7-(2-cyano-benzyl)-8-[3-(tert.-butyloxycarbonylamino)-piperidin-1-yl]-xanthine
- [0616] Mass spectrum (ESI⁺): $m/z=635$ [M+H]⁺
- [0617] R_f value: 0.40 (silica gel, cyclohexane/ethyl acetate=3:7)
- [0618] (70) 3-cyclopropyl-7-(2-butyn-1-yl)-8-[3-(tert.-butyloxycarbonylamino)-piperidin-1-yl]-xanthine
- [0619] Mass spectrum (ESI⁺): $m/z=443$ [M+H]⁺
- [0620] R_f value: 0.70 (silica gel, ethyl acetate)
- [0621] (71) 3-cyclopropyl-7-(2-butyn-1-yl)-8-[(R)-3-(tert.-butyloxycarbonylamino)-piperidin-1-yl]-xanthine
- [0622] R_f value: 0.35 (ready-made reversed phase TLC plate (E. Merck), acetonitrile/water/trifluoroacetic acid=50:50:1)
- [0623] Mass spectrum (ESI⁺): $m/z=443$ [M+H]⁺
- [0624] (72) 1-[(3-methyl-isoquinolin-1-yl)methyl]-3-methyl-7-(2-chloro-benzyl)-8-[(R)-3-(tert.-butyloxycarbonylamino)-piperidin-1-yl]-xanthine
- [0625] Mass spectrum (ESI⁺): $m/z=644, 646$ [M+H]⁺
- [0626] R_f value: 0.39 (silica gel, cyclohexane/ethyl acetate=1:1)
- [0627] (73) 1-[(3-methyl-isoquinolin-1-yl)methyl]-3-methyl-7-(2-bromo-benzyl)-8-[(R)-3-(tert.-butyloxycarbonylamino)-piperidin-1-yl]-xanthine
- [0628] Mass spectrum (ESI⁺): $m/z=644, 646$ [M+H]⁺
- [0629] (74) 1-[(4-methyl-quinazolin-2-yl)methyl]-3-methyl-7-(2-chloro-benzyl)-8-[(R)-3-(tert.-butyloxycarbonylamino)-piperidin-1-yl]-xanthine
- [0630] Prepared by reacting (4-methyl-quinazolin-2-yl)-methylchloride and 3-methyl-7-(2-chlorobenzyl)-8-bromoxanthine and subsequently reacting with (R)-3-(tert.-butyloxycarbonylamino)-piperidine
- [0631] Mass spectrum (ESI⁺): $m/z=645, 647$ [M+H]⁺
- [0632] (75) 1-[(4-phenyl-quinazolin-2-yl)methyl]-3-methyl-7-(2-chloro-benzyl)-8-[(R)-3-(tert.-butyloxycarbonylamino)-piperidin-1-yl]-xanthine
- [0633] Prepared by reacting (4-phenyl-quinazolin-2-yl)-methylchloride and 3-methyl-7-(2-chlorobenzyl)-8-bromoxanthine and subsequently reacting with (R)-3-(tert.-butyloxycarbonylamino)-piperidine
- [0634] Mass spectrum (ESI⁺): $m/z=707, 709$ [M+H]⁺

EXAMPLE IV

[0635] 1-[2-(2-hydroxy-phenyl)-2-oxo-ethyl]-3-methyl-7-(3-methyl-2-buten-1-yl)-8-chloro-xanthine

[0636] Prepared by treating 1-[2-(2-methoxy-phenyl)-2-oxo-ethyl]-3-methyl-7-(3-methyl-2-buten-1-yl)-8-chloroxanthine with boron tribromide in methylene chloride. The desired product is contaminated with approx. 20% 1-[2-(2-hydroxy-phenyl)-2-oxo-ethyl]-3-methyl-7-(3-bromo-3-methyl-butyl)-8-chloro-xanthine.

[0637] Mass spectrum (ESI⁺): $m/z=403, 405$ [M+H]⁺

[0638] The following compounds are obtained analogously to Example IV:

[0639] (1) 1-[2-(2-hydroxy-phenyl)-2-oxo-ethyl]-3-methyl-7-(2-butyn-1-yl)-8-bromo-xanthine (product is con-

taminated with approx. 20% 1-[2-(2-hydroxy-phenyl)-2-oxo-ethyl]-3-methyl-7-(3-bromo-2-buten-1-yl)-8-bromo-xanthine)

[0640] Mass spectrum (ESI⁺): m/z=431, 433 [M+H]⁺

[0641] (2) 1-[2-(2-hydroxy-phenyl)-2-oxo-ethyl]-3-methyl-7-[(1-cyclopenten-1-yl)methyl]-8-bromo-xanthine

[0642] Mass spectrum (ESI⁺): m/z=459, 461 [M+H]⁺

[0643] (3) 1-[2-(2-hydroxy-phenyl)-2-oxo-ethyl]-3-methyl-7-((E)-2-buten-1-yl)-8-bromo-xanthine

[0644] (product contains some Z isomer)

[0645] R_f value: 0.60 (silica gel, cyclohexane/ethyl acetate=4:6)

[0646] Mass spectrum (ESI⁺): m/z=433, 435 [M+H]⁺

[0647] (4) 1-[2-(2-hydroxy-phenyl)-2-oxo-ethyl]-3-methyl-7-(3-methyl-2-buten-1-yl)-8-bromo-xanthine

[0648] Mass spectrum (ESI⁺): m/z=447, 449 [M+H]⁺

EXAMPLE V

[0649] 1-[2-(2-methoxy-phenyl)-2-oxo-ethyl]-3-methyl-7-(3-methyl-2-buten-1-yl)-8-chloro-xanthine

[0650] 1.71 g of 2-bromo-1-(2-methoxy-phenyl)-ethanone are added to a mixture of 2.00 g of 3-methyl-7-(3-methyl-2-buten-1-yl)-8-chloro-xanthine and 1.38 mg of potassium carbonate in 15 ml of N,N-dimethylformamide. The reaction mixture is stirred for eight hours at ambient temperature. After aqueous working up the crude product is purified by chromatography through a silica gel column with cyclohexane/ethyl acetate (8:1 to 8:1) as eluant.

[0651] Yield: 2.61 g (84% of theory)

[0652] Mass spectrum (ESI⁺): m/z=417, 419 [M+H]⁺

[0653] The following compounds are obtained analogously to Example V:

[0654] (1) 1-[2-(3-hydroxy-phenyl)-2-oxo-ethyl]-3-methyl-7-(3-methyl-2-buten-1-yl)-8-[3-(tert.-butyloxycarbonylamino)-piperidin-1-yl]-xanthine

[0655] (The reaction is carried out with 2-bromo-1-[3-(tert.-butyldimethylsilyloxy)phenyl]-ethanone)

[0656] R_f value: 0.40 (silica gel, cyclohexane/ethyl acetate=3:7)

[0657] Mass spectrum (ESI⁺): m/z=567 [M+H]⁺

[0658] (2) 1-(1-methyl-2-oxo-2-phenyl-ethyl)-3-methyl-7-(3-methyl-2-buten-1-yl)-8-chloro-xanthine

[0659] Mass spectrum (ESI⁺): m/z=401, 403 [M+H]⁺

[0660] (3) 1-(2-cyano-ethyl)-3-methyl-7-(2-cyano-benzyl)-8-chloro-xanthine

[0661] Mass spectrum (ESI⁺): m/z=391, 393 [M+Na]⁺

[0662] (4) 1-(2-phenoxy-ethyl)-3-methyl-7-(2-cyano-benzyl)-8-[3-(tert.-butyloxycarbonylamino)-piperidin-1-yl]-xanthine

[0663] R_f value: 0.90 (silica gel, methylene chloride/methanol=9:1)

[0664] Mass spectrum (ESI⁺): m/z=600 [M+H]⁺

[0665] (5) 1-(2-phenyl-2-oxo-ethyl)-3-[(2-trimethylsilyl-ethoxy)methyl]-7-(3-methyl-2-buten-1-yl)-8-[3-(tert.-butyloxycarbonylamino)-piperidin-1-yl]-xanthine

[0666] Mass spectrum (ESI⁺): m/z=667 [M+H]⁺

[0667] (6) 1-(2-methoxy-ethyl)-3-methyl-7-(2-cyano-benzyl)-8-[3-(tert.-butyloxycarbonylamino)-piperidin-1-yl]-xanthine

[0668] R_f value: 0.90 (silica gel, methylene chloride/methanol=9:1)

[0669] Mass spectrum (ESI⁺): m/z=538 [M+H]⁺

[0670] (7) 1-methyl-3-[(2-trimethylsilyl-ethoxy)methyl]-7-(2-cyano-benzyl)-xanthine

[0671] R_f value: 0.60 (silica gel, cyclohexane/ethyl acetate=1:1)

[0672] Mass spectrum (ESI⁺): m/z=412 [M+H]⁺

[0673] (8) 1-[2-(3-nitro-phenyl)-2-oxo-ethyl]-3-methyl-7-(3-methyl-2-buten-1-yl)-8-chloro-xanthine

[0674] R_f value: 0.40 (silica gel, cyclohexane/ethyl acetate/methanol=7:2:1)

[0675] Mass spectrum (ESI⁺): m/z=432, 434 [M+H]⁺

[0676] (9) 1-(2-phenyl-2-oxo-ethyl)-3-methyl-7-[(2-trimethylsilyl-ethoxy)methyl]-8-bromo-xanthine

[0677] Mass spectrum (ESI⁺): m/z=493, 495 [M+H]⁺

[0678] (10) 1-[2-(2-nitro-phenyl)-2-oxo-ethyl]-3-methyl-7-(3-methyl-2-buten-1-yl)-8-chloro-xanthine

[0679] R_f value: 0.64 (silica gel, cyclohexane/ethyl acetate=3:7)

[0680] Mass spectrum (ESI⁺): m/z=432, 434 [M+H]⁺

[0681] (11) 1-[2-(2-nitro-phenyl)-2-oxo-ethyl]-3-methyl-7-(3-methyl-2-buten-1-yl)-8-bromo-xanthine

[0682] Mass spectrum (ESI⁺): m/z=476, 478 [M+H]⁺

[0683] (12) 1-[(quinolin-2-yl)methyl]-3-methyl-7-(3-methyl-2-buten-1-yl)-8-[3-(tert.-butyloxycarbonylamino)-piperidin-1-yl]-xanthine

[0684] R_f value: 0.45 (silica gel, ethyl acetate/petroleum ether=7:3)

[0685] Mass spectrum (ESI⁺): m/z=574 [M+H]⁺

[0686] (13) 1-[(2-oxo-2H-chromen-4-yl)methyl]-3-methyl-7-(3-methyl-2-buten-1-yl)-8-[3-(tert.-butyloxycarbonylamino)-piperidin-1-yl]-xanthine

[0687] (The starting material 4-bromomethyl-chromen-2-one is prepared analogously to Kimura et al., *Chem. Pharm. Bull.* 1982, 30, 552-558.)

[0688] R_f value: 0.52 (silica gel, methylene chloride/methanol=95:5)

[0689] Mass spectrum (ESI⁺): m/z=591 [M+H]⁺

[0690] (14) 1-[(1-methyl-2-oxo-1,2-dihydro-quinolin-4-yl)methyl]-3-methyl-7-(3-methyl-2-buten-1-yl)-8-[3-(tert.-butyloxycarbonylamino)-piperidin-1-yl]-xanthine

[0691] R_f value: 0.54 (silica gel, methylene chloride/methanol=95:5)

[0692] Mass spectrum (ESI⁺): m/z=604 [M+H]⁺

- [0693]** (15) 1-[(quinazolin-4-yl)methyl]-3-methyl-7-(3-methyl-2-buten-1-yl)-8-[3-(tert.butylloxycarbonylamino)-piperidin-1-yl]-xanthine
- [0694]** Melting point: 195-197° C.
- [0695]** Mass spectrum (ESI⁺): m/z=575 [M+H]⁺
- [0696]** (16) 1-[(5-methyl-3-phenyl-isoxazol-4-yl)methyl]-3-methyl-7-(3-methyl-2-buten-1-yl)-8-[3-(tert.-butyloxy-carbonylamino)-piperidin-1-yl]-xanthine
- [0697]** R_f value: 0.40 (silica gel, cyclohexane/ethyl acetate=1:1)
- [0698]** Mass spectrum (ESI⁺): m/z=604 [M+H]⁺
- [0699]** (17) 1-[(3-phenyl-[1,2,4]oxadiazol-5-yl)methyl]-3-methyl-7-(3-methyl-2-buten-1-yl)-8-[3-(tert.-butyloxy-carbonylamino)-piperidin-1-yl]-xanthine
- [0700]** R_f value: 0.18 (silica gel, petroleum ether/ethyl acetate=2:1)
- [0701]** Mass spectrum (ESI⁺): m/z=591 [M+H]⁺
- [0702]** (18) 1-[(4-phenyl-pyridin-2-yl)methyl]-3-methyl-7-(3-methyl-2-buten-1-yl)-8-[3-(tert.-butyloxycarbonylamino)-piperidin-1-yl]-xanthine
- [0703]** R_f value: 0.53 (silica gel, methylene chloride/methanol=95:5)
- [0704]** Mass spectrum (ESI⁺): m/z=600 [M+H]⁺
- [0705]** (19) 1-[(5-phenyl-pyridin-2-yl)methyl]-3-methyl-7-(3-methyl-2-buten-1-yl)-8-[3-(tert.-butyloxycarbonylamino)-piperidin-1-yl]-xanthine
- [0706]** R_f value: 0.73 (silica gel, ethyl acetate)
- [0707]** Mass spectrum (ESI⁺): m/z=600 [M+H]⁺
- [0708]** (20) 1-[2-(3-methylsulphanyl-phenyl)-2-oxo-ethyl]-3-methyl-7-(3-methyl-2-buten-1-yl)-8-[3-(tert.-butyloxy-carbonylamino)-piperidin-1-yl]-xanthine
- [0709]** R_f value: 0.43 (silica gel, cyclohexane/ethyl acetate=1:1)
- [0710]** Mass spectrum (ESI⁺): m/z=597 [M+H]⁺
- [0711]** (21) 1-[2-(3-methoxycarbonyl-phenyl)-2-oxo-ethyl]-3-methyl-7-(3-methyl-2-buten-1-yl)-8-[3-(tert.-butyloxy-carbonylamino)-piperidin-1-yl]-xanthine
- [0712]** (Carried out in N-methylpyrrolidin-2-one at 60° C.)
- [0713]** R_f value: 0.27 (silica gel, methylene chloride/methanol=20:1)
- [0714]** Mass spectrum (ESI⁺): m/z=609 [M+H]⁺
- [0715]** (22) 1-[2-(2-ethoxycarbonyl-phenyl)-2-oxo-ethyl]-3-methyl-7-(3-methyl-2-buten-1-yl)-8-[3-(tert.-butyloxy-carbonylamino)-piperidin-1-yl]-xanthine (Carried out in N-methylpyrrolidin-2-one at 60° C.)
- [0716]** R_f value: 0.35 (silica gel, methylene chloride/methanol=20:1)
- [0717]** Mass spectrum (ESI⁺): m/z=623 [M+H]⁺
- [0718]** (23) 1-[2-(2,6-dimethoxy-phenyl)-2-oxo-ethyl]-3-methyl-7-(3-methyl-2-buten-1-yl)-8-[3-(tert.-butyloxy-carbonylamino)-piperidin-1-yl]-xanthine
- [0719]** (Carried out in N-methylpyrrolidin-2-one at 60° C.)
- [0720]** R_f value: 0.53 (silica gel, methylene chloride/methanol=20:1)
- [0721]** Mass spectrum (ESI⁺): m/z=611 [M+H]⁺
- [0722]** (24) 1-(2-phenyl-2-oxo-ethyl)-3-methyl-7-(2,3-dimethyl-2-buten-1-yl)-8-[3-(tert.-butyloxy-carbonylamino)-piperidin-1-yl]-xanthine
- [0723]** (Carried out in N-methylpyrrolidin-2-one at 60° C.)
- [0724]** R_f value: 0.38 (silica gel, methylene chloride/methanol=20:1)
- [0725]** Mass spectrum (ESI⁺): m/z=565 [M+H]⁺
- [0726]** (25) 1-((E)-3-phenyl-allyl)-3-methyl-7-(3-methyl-2-buten-1-yl)-8-[3-(tert.butylloxycarbonylamino)-piperidin-1-yl]-xanthine
- [0727]** R_f value: 0.54 (silica gel, methylene chloride/methanol/conc. aqueous ammonia=95:5:0.1)
- [0728]** Mass spectrum (ESI⁺): m/z=549 [M+H]⁺
- [0729]** (26) 1-[(1-benzo[b]thiophen-3-yl)methyl]-3-methyl-7-(3-methyl-2-buten-1-yl)-8-[3-(tert.-butyloxy-carbonylamino)-piperidin-1-yl]-xanthine
- [0730]** R_f value: 0.75 (silica gel, methylene chloride/methanol=95:5)
- [0731]** Mass spectrum (ESI⁺): m/z=579 [M+H]⁺
- [0732]** (27) 1-[[1-(tert.-butyloxycarbonyl)-indol-3-yl]methyl]-3-methyl-7-(3-methyl-2-buten-1-yl)-8-[3-(tert.-butyloxy-carbonylamino)-piperidin-1-yl]-xanthine
- [0733]** R_f value: 0.61 (silica gel, methylene chloride/methanol=9:1)
- [0734]** Mass spectrum (ESI⁺): m/z=662 [M+H]⁺
- [0735]** (28) 1-[(biphenyl-4-yl)methyl]-3-methyl-7-(3-methyl-2-buten-1-yl)-8-[3-(tert.butylloxycarbonylamino)-piperidin-1-yl]-xanthine
- [0736]** R_f value: 0.68 (silica gel, cyclohexane/ethyl acetate=1:1)
- [0737]** Mass spectrum (ESI⁺): m/z=599 [M+H]⁺
- [0738]** (29) 1-[(1-naphthyl)methyl]-3-methyl-7-(2-butyn-1-yl)-8-[3-(tert.butylloxycarbonylamino)-piperidin-1-yl]-xanthine
- [0739]** R_f value: 0.83 (silica gel, ethyl acetate/petroleum ether=4:1)
- [0740]** Mass spectrum (ESI⁺): m/z=557 [M+H]⁺
- [0741]** (30) 1-[(1-methyl-2-oxo-1,2-dihydro-quinolin-4-yl)methyl]-3-methyl-7-(2-butyn-1-yl)-8-[3-(tert.-butyloxy-carbonylamino)-piperidin-1-yl]-xanthine
- [0742]** R_f value: 0.25 (silica gel, ethyl acetate/petroleum ether=4:1)
- [0743]** Mass spectrum (ESI⁺): m/z=588 [M+H]⁺

- [0744]** (31) 1-(2-cyclohexyl-2-oxo-ethyl)-3-methyl-7-(3-methyl-2-buten-1-yl)-8-[3-(tert.-butyloxycarbonylamino)-piperidin-1-yl]-xanthine
- [0745]** Melting point: 163-165° C.
- [0746]** Mass spectrum (ESI⁺): m/z=557 [M+H]⁺
- [0747]** (32) 1-(3,3-dimethyl-2-oxo-butyl)-3-methyl-7-(3-methyl-2-buten-1-yl)-8-[3-(tert.-butyloxycarbonylamino)-piperidin-1-yl]-xanthine
- [0748]** R_f value: 0.95 (silica gel, ethyl acetate/petroleum ether=4:1)
- [0749]** Mass spectrum (ESI⁺): m/z=531 [M+H]⁺
- [0750]** (33) 1-[(quinazolin-2-yl)methyl]-3-methyl-7-(2-butyn-1-yl)-8-[3-(tert.butyloxycarbonylamino)-piperidin-1-yl]-xanthine
- [0751]** R_f value: 0.40 (silica gel, ethyl acetate)
- [0752]** Mass spectrum (ESI⁺): m/z=559 [M+H]⁺
- [0753]** (34) 1-[(2-methyl-naphthalen-1-yl)methyl]-3-methyl-7-(2-butyn-1-yl)-8-[3-(tert.butyloxycarbonylamino)-piperidin-1-yl]-xanthine
- [0754]** R_f value: 0.80 (silica gel, ethyl acetate)
- [0755]** Mass spectrum (ESI⁺): m/z=571 [M+H]⁺
- [0756]** (35) 1-[(5-nitro-isoquinolin-1-yl)methyl]-3-methyl-7-(3-methyl-2-buten-1-yl)-8-[3-(tert.-butyloxycarbonylamino)-piperidin-1-yl]-xanthine
- [0757]** R_f value: 0.54 (silica gel, methylene chloride/methanol=95:5)
- [0758]** (36) 1-(2-dimethylamino-2-oxo-ethyl)-3-methyl-7-(3-methyl-2-buten-1-yl)-8-[3-(tert.-butyloxycarbonylamino)-piperidin-1-yl]-xanthine
- [0759]** R_f value: 0.23 (silica gel, ethyl acetate)
- [0760]** Mass spectrum (ESI⁺): m/z=518 [M+H]⁺
- [0761]** (37) 1-[2-(piperidin-1-yl)-2-oxo-ethyl]-3-methyl-7-(3-methyl-2-buten-1-yl)-8-[3-(tert.-butyloxycarbonylamino)-piperidin-1-yl]-xanthine
- [0762]** R_f value: 0.44 (silica gel, ethyl acetate)
- [0763]** Mass spectrum (ESI⁺): m/z=558 [M+H]⁺
- [0764]** (38) 1-[(2-methyl-1-oxo-1,2-dihydro-isoquinolin-4-yl)methyl]-7-(2-butyn-1-yl)-8-[3-(tert.-butyloxycarbonylamino)-piperidin-1-yl]-xanthine
- [0765]** R_f value: 0.25 (silica gel, ethyl acetate)
- [0766]** Mass spectrum (ESI⁺): m/z=588 [M+H]⁺
- [0767]** (39) 1-[(2-methyl-1-oxo-1,2-dihydro-isoquinolin-4-yl)methyl]-7-(3-methyl-2-buten-1-yl)-8-[3-(tert.-butyloxycarbonylamino)-piperidin-1-yl]-xanthine
- [0768]** R_f value: 0.30 (silica gel, ethyl acetate)
- [0769]** Mass spectrum (ESI⁺): m/z=604 [M+H]⁺
- [0770]** (40) 1-[(2-methoxy-naphthalen-1-yl)methyl]-3-methyl-7-(2-butyn-1-yl)-8-[3-(tert.-butyloxycarbonylamino)-piperidin-1-yl]-xanthine
- [0771]** R_f value: 0.75 (silica gel, ethyl acetate)
- [0772]** Mass spectrum (ESI⁺): m/z=587 [M+H]⁺
- [0773]** (41) 1-[(4-methoxy-naphthalen-1-yl)methyl]-3-methyl-7-(2-butyn-1-yl)-8-[3-(tert.-butyloxycarbonylamino)-piperidin-1-yl]-xanthine
- [0774]** R_f value: 0.80 (silica gel, ethyl acetate)
- [0775]** Mass spectrum (ESI⁺): m/z=587 [M+H]⁺
- [0776]** (42) 1-[(3-methyl-isoquinolin-1-yl)methyl]-3-methyl-7-(2-butyn-1-yl)-8-[3-(tert.butyloxycarbonylamino)-piperidin-1-yl]-xanthine
- [0777]** R_f value: 0.56 (silica gel, methylene chloride/methanol=95:5)
- [0778]** Mass spectrum (ESI⁺): m/z=572 [M+H]⁺
- [0779]** (43) 1-[2-(2,3-dimethoxy-phenyl)-2-oxo-ethyl]-3-methyl-7-(3-methyl-2-buten-1-yl)-8-[3-(tert.-butyloxycarbonylamino)-piperidin-1-yl]-xanthine
- [0780]** R_f value: 0.83 (silica gel, ethyl acetate)
- [0781]** Mass spectrum (ESI⁺): m/z=611 [M+H]⁺
- [0782]** (44) 1-[(5-nitro-naphthalen-1-yl)methyl]-3-methyl-7-(2-butyn-1-yl)-8-[3-(tert.butyloxycarbonylamino)-piperidin-1-yl]-xanthine
- [0783]** R_f value: 0.78 (silica gel, ethyl acetate)
- [0784]** Mass spectrum (ESI⁺): m/z=602 [M+H]⁺
- [0785]** (45) 1-[2-(pyrrolidin-1-yl)-2-oxo-ethyl]-3-methyl-7-(3-methyl-2-buten-1-yl)-8-[3-(tert.-butyloxycarbonylamino)-piperidin-1-yl]-xanthine
- [0786]** R_f value: 0.39 (silica gel, ethyl acetate)
- [0787]** Mass spectrum (ESI⁺): m/z=544 [M+H]⁺
- [0788]** (46) 1-[(4-methyl-isoquinolin-1-yl)methyl]-3-methyl-7-(2-butyn-1-yl)-8-[3-(tert.butyloxycarbonylamino)-piperidin-1-yl]-xanthine
- [0789]** R_f value: 0.56 (silica gel, methylene chloride/methanol=95:5)
- [0790]** Mass spectrum (ESI⁺): m/z=572 [M+H]⁺
- [0791]** (47) 1-[(2-naphthyl)methyl]-3-methyl-7-(2-butyn-1-yl)-8-[3-(tert.butyloxycarbonylamino)-piperidin-1-yl]-xanthine
- [0792]** R_f value: 0.78 (silica gel, ethyl acetate)
- [0793]** Mass spectrum (ESI⁺): m/z=557 [M+H]⁺
- [0794]** (48) 1-cyanomethyl-3-methyl-7-(2-butyn-1-yl)-8-[3-(tert.-butyloxycarbonylamino)-piperidin-1-yl]-xanthine
- [0795]** R_f value: 0.80 (silica gel, ethyl acetate)
- [0796]** Mass spectrum (ESI⁺): m/z=456 [M+H]⁺
- [0797]** (49) 1-[(quinolin-6-yl)methyl]-3-methyl-7-(2-butyn-1-yl)-8-[3-(tert.butyloxycarbonylamino)-piperidin-1-yl]-xanthine
- [0798]** R_f value: 0.40 (silica gel, ethyl acetate)
- [0799]** Mass spectrum (ESI⁺): m/z=558 [M+H]⁺
- [0800]** (50) 1-[(3-methoxy-naphthalen-2-yl)methyl]-3-methyl-7-(2-butyn-1-yl)-8-[3-(tert.-butyloxycarbonylamino)-piperidin-1-yl]-xanthine

- [0801] R_f value: 0.83 (silica gel, ethyl acetate)
- [0802] Mass spectrum (ESI⁺): $m/z=587$ [M+H]⁺
- [0803] (51) 1-[2-(2,3-dihydro-benzo[1,4]dioxin-5-yl)-2-oxo-ethyl]-3-methyl-7-(3-methyl-2-buten-1-yl)-8-[3-(tert.-butyloxycarbonylamino)-piperidin-1-yl]-xanthine
- [0804] R_f value: 0.38 (silica gel, ethyl acetate/petroleum ether=1:1)
- [0805] Mass spectrum (ESI⁺): $m/z=609$ [M+H]⁺
- [0806] (52) 1-[2-(3-methyl-2-oxo-2,3-dihydro-benzooxazol-7-yl)-2-oxo-ethyl]-3-methyl-7-(3-methyl-2-buten-1-yl)-8-[3-(tert.-butyloxycarbonylamino)-piperidin-1-yl]-xanthine
- [0807] (Carried out with potassium-tert. butoxide in dimethylsulphoxide)
- [0808] R_f value: 0.48 (silica gel, ethyl acetate/petroleum ether=2:1)
- [0809] Mass spectrum (ESI⁺): $m/z=622$ [M+H]⁺
- [0810] (53) 1-[2-(benzo[1,3]dioxol-4-yl)-2-oxo-ethyl]-3-methyl-7-(3-methyl-2-buten-1-yl)-8-[3-(tert.-butyloxycarbonylamino)-piperidin-1-yl]-xanthine
- [0811] Mass spectrum (ESI⁺): $m/z=595$ [M+H]⁺
- [0812] (54) 1-[(quinazolin-2-yl)methyl]-3-methyl-7-(2-butyn-1-yl)-8-[(R)-3-(tert.butyloxycarbonylamino)-piperidin-1-yl]-xanthine
- [0813] Mass spectrum (ESI⁺): $m/z=559$ [M+H]⁺
- [0814] (55) 1-[(quinazolin-2-yl)methyl]-3-methyl-7-(2-butyn-1-yl)-8-[(S)-3-(tert.butyloxycarbonylamino)-piperidin-1-yl]-xanthine
- [0815] Mass spectrum (ESI⁺): $m/z=559$ [M+H]⁺
- [0816] (56) 1-[(quinazolin-2-yl)methyl]-3-methyl-7-((E)-2-buten-1-yl)-8-[(S)-3-(tert.butyloxycarbonylamino)-piperidin-1-yl]-xanthine
- [0817] (product contains approx. 15% of Z isomer)
- [0818] R_f value: 0.30 (silica gel, ethyl acetate/cyclohexane=8:2)
- [0819] Mass spectrum (ESI⁺): $m/z=561$ [M+H]⁺
- [0820] (57) 1-[(quinazolin-2-yl)methyl]-3-methyl-7-((E)-2-buten-1-yl)-8-[(R)-3-(tert.butyloxycarbonylamino)-piperidin-1-yl]-xanthine
- [0821] (product contains approx. 15% of Z isomer)
- [0822] R_f value: 0.30 (silica gel, ethyl acetate/cyclohexane=8:2)
- [0823] Mass spectrum (ESI⁺): $m/z=561$ [M+H]⁺
- [0824] (58)1-[(3-methyl-isoquinolin-1-yl)methyl]-3-methyl-7-((E)-2-buten-1-yl)-8-[(R)-3-(tert.-butyloxycarbonylamino)-piperidin-1-yl]-xanthine
- [0825] (product contains approx. 17% of Z isomer)
- [0826] R_f value: 0.58 (silica gel, methylene chloride/methanol=95:5)
- [0827] Mass spectrum (ESI⁺): $m/z=574$ [M+H]⁺
- [0828] (59) 1-[(3-methyl-isoquinolin-1-yl)methyl]-3-methyl-7-((E)-2-buten-1-yl)-8-[(S)-3-(tert.-butyloxycarbonylamino)-piperidin-1-yl]-xanthine
- [0829] (product contains approx. 17% of Z isomer)
- [0830] R_f value: 0.58 (silica gel, methylene chloride/methanol=95:5)
- [0831] Mass spectrum (ESI⁺): $m/z=574$ [M+H]⁺
- [0832] (60) 1-[2-(2-methoxy-phenyl)-2-oxo-ethyl]-3-methyl-7-(2-butyn-1-yl)-8-bromo-xanthine
- [0833] Mass spectrum (ESI⁺): $m/z=445, 447$ [M+H]⁺
- [0834] (61)1-[2-(2-nitro-phenyl)-2-oxo-ethyl]-3-methyl-7-[(1-cyclopenten-1-yl)methyl]-8-bromo-xanthine
- [0835] Mass spectrum (ESI⁺): $m/z=488, 490$ [M+H]⁺
- [0836] (62) 1-[2-(2-methoxy-phenyl)-2-oxo-ethyl]-3-methyl-7-[(1-cyclopenten-1-yl)methyl]-8-bromo-xanthine
- [0837] Mass spectrum (ESI⁺): $m/z=473, 475$ [M+H]⁺
- [0838] (63) 1-[(isoquinolin-1-yl)methyl]-3-[(methoxycarbonyl)methyl]-7-(3-methyl-2-buten-1-yl)-8-[3-(tert.-butyloxycarbonylamino)-piperidin-1-yl]-xanthine
- [0839] R_f value: 0.35 (silica gel, methylene chloride/methanol=95:5)
- [0840] (64) 1-[2-(2-nitro-phenyl)-2-oxo-ethyl]-3-methyl-7-((E)-2-buten-1-yl)-8-bromo-xanthine
- [0841] (product contains approx. 10% of Z isomer)
- [0842] R_f value: 0.60 (silica gel, cyclohexane/ethyl acetate=4:6)
- [0843] Mass spectrum (ESI⁺): $m/z=462, 464$ [M+H]⁺
- [0844] (65) 1-[2-(2-methoxy-phenyl)-2-oxo-ethyl]-3-methyl-7-((E)-2-buten-1-yl)-8-bromo-xanthine
- [0845] (product contains some Z isomer)
- [0846] R_f value: 0.30 (silica gel, cyclohexane/ethyl acetate=1:1)
- [0847] Mass spectrum (ESI⁺): $m/z=447, 449$ [M+H]⁺
- [0848] (66) 1-[2-(2-nitro-phenyl)-2-oxo-ethyl]-3-methyl-7-(2-butyn-1-yl)-8-bromo-xanthine
- [0849] R_f value: 0.77 (silica gel, methylene chloride/methanol=95:5)
- [0850] Mass spectrum (ESI⁺): $m/z=460, 462$ [M+H]⁺
- [0851] (67) 1-(2-phenyl-2-oxo-ethyl)-3-methyl-7-((E)-2-buten-1-yl)-8-[(R)-3-(tert.butyloxycarbonylamino)-piperidin-1-yl]-xanthine
- [0852] (product contains approx. 20% of Z isomer)
- [0853] Mass spectrum (ESI⁺): $m/z=537$ [M+H]⁺
- [0854] (68) 1-[2-(2-methoxy-phenyl)-2-oxo-ethyl]-3-methyl-7-(3-methyl-2-buten-1-yl)-8-bromo-xanthine
- [0855] Mass spectrum (ESI⁺): $m/z=461, 463$ [M+H]⁺
- [0856] (69) 1-(2-phenyl-2-oxo-ethyl)-3-methyl-7-(2-butyn-1-yl)-8-bromo-xanthine
- [0857] R_f value: 0.61 (silica gel, cyclohexane/ethyl acetate=4:6)

- [0858]** (70) 1-(2-{2-[(ethylaminocarbonyl)methoxy]-phenyl}-2-oxo-ethyl)-3-methyl-7-((E)-2-buten-1-yl)-8-[(R)-3-(tert.-butyloxycarbonylamino)-piperidin-1-yl]-xanthine
- [0859]** (product contains approx. 17% of Z isomer)
- [0860]** Mass spectrum (ESI⁺): m/z=638 [M+H]⁺
- [0861]** (71) 1-(2-phenyl-2-oxo-ethyl)-3-methyl-7-((E)-2-buten-1-yl)-8-[(S)-3-(tert.butyloxycarbonylamino)-piperidin-1-yl]-xanthine
- [0862]** (product contains approx. 18% of Z isomer)
- [0863]** R_f value: 0.35 (silica gel, cyclohexane/ethyl acetate=6:4)
- [0864]** Mass spectrum (ESI⁺): m/z=537 [M+H]⁺
- [0865]** (72) 1-[2-(2-nitro-phenyl)-2-oxo-ethyl]-3-methyl-7-(2-butyn-1-yl)-8-[(S)-3-(tert.butyloxycarbonylamino)-piperidin-1-yl]-xanthine
- [0866]** R_f value: 0.60 (silica gel, methylene chloride/methanol=95:5)
- [0867]** Mass spectrum (ESI⁺): m/z=580 [M+H]⁺
- [0868]** (73) 1-[(3-methyl-isoquinolin-1-yl)methyl]-3-methyl-7-(2-butyn-1-yl)-8-[(S)-3-(tert.-butyloxycarbonylamino)-piperidin-1-yl]-xanthine
- [0869]** R_f value: 0.52 (silica gel, methylene chloride/methanol=95:5)
- [0870]** Mass spectrum (ESI⁺): m/z=572 [M+H]⁺
- [0871]** (74) 1-[(3-methyl-isoquinolin-1-yl)methyl]-3-methyl-7-(2-butyn-1-yl)-8-[(R)-3-(tert.-butyloxycarbonylamino)-piperidin-1-yl]-xanthine
- [0872]** Mass spectrum (ESI⁺): m/z=572 [M+H]⁺
- [0873]** (75) 1-[(4-methyl-isoquinolin-1-yl)methyl]-3-methyl-7-(2-butyn-1-yl)-8-[(S)-3-(tert.-butyloxycarbonylamino)-piperidin-1-yl]-xanthine
- [0874]** Mass spectrum (ESI⁺): m/z=572 [M+H]⁺
- [0875]** (76) 1-[(4-methyl-isoquinolin-1-yl)methyl]-3-methyl-7-(2-butyn-1-yl)-8-[(R)-3-(tert.-butyloxycarbonylamino)-piperidin-1-yl]-xanthine
- [0876]** Mass spectrum (ESI⁺): m/z=572 [M+H]⁺
- [0877]** (77) 1-[(4-methyl-isoquinolin-1-yl)methyl]-3-methyl-7-((E)-2-buten-1-yl)-8-[(S)-3-(tert.-butyloxycarbonylamino)-piperidin-1-yl]-xanthine
- [0878]** R_f value: 0.52 (silica gel, methylene chloride/methanol=95:5)
- [0879]** Mass spectrum (ESI⁺): m/z=574 [M+H]⁺
- [0880]** (78) 1-[(4-methyl-isoquinolin-1-yl)methyl]-3-methyl-7-((E)-2-buten-1-yl)-8-[(R)-3-(tert.-butyloxycarbonylamino)-piperidin-1-yl]-xanthine
- [0881]** R_f value: 0.52 (silica gel, methylene chloride/methanol=95:5)
- [0882]** Mass spectrum (ESI⁺): m/z=574 [M+H]⁺
- [0883]** (79) 1-[2-(2,3-dihydro-benzo[1,4]dioxin-5-yl)-2-oxo-ethyl]-3-methyl-7-(2-butyn-1-yl)-8-[(R)-3-(tert.-butyloxycarbonylamino)-piperidin-1-yl]-xanthine
- [0884]** R_f value: 0.18 (silica gel, ethyl acetate/petroleum ether=1:1)
- [0885]** Mass spectrum (ESI⁺): m/z=593 [M+H]⁺
- [0886]** (80) 1-[2-(2,3-dihydro-benzo[1,4]dioxin-5-yl)-2-oxo-ethyl]-3-methyl-7-(2-butyn-1-yl)-8-[(S)-3-(tert.-butyloxycarbonylamino)-piperidin-1-yl]-xanthine
- [0887]** Mass spectrum (ESI⁺): m/z=593 [M+H]⁺
- [0888]** (81) 1-[(4-methoxy-naphthalen-1-yl)methyl]-3-methyl-7-(2-butyn-1-yl)-8-[(S)-3-(tert.-butyloxycarbonylamino)-piperidin-1-yl]-xanthine
- [0889]** R_f value: 0.56 (silica gel, petroleum ether/ethyl acetate=1:2)
- [0890]** Mass spectrum (ESI⁺): m/z=587 [M+H]⁺
- [0891]** (82) 1-[(4-methoxy-naphthalen-1-yl)methyl]-3-methyl-7-(2-butyn-1-yl)-8-[(R)-3-(tert.-butyloxycarbonylamino)-piperidin-1-yl]-xanthine
- [0892]** Mass spectrum (ESI⁺): m/z=587 [M+H]⁺
- [0893]** (83) 1-[2-(benzo[1,3]dioxol-4-yl)-2-oxo-ethyl]-3-methyl-7-(2-butyn-1-yl)-8-[(R)-3-(tert.-butyloxycarbonylamino)-piperidin-1-yl]-xanthine
- [0894]** R_f value: 0.86 (silica gel, ethyl acetate/petroleum ether=4:1)
- [0895]** Mass spectrum (ESI⁺): m/z=579 [M+H]⁺
- [0896]** (84) 1-[2-(benzo[1,3]dioxol-4-yl)-2-oxo-ethyl]-3-methyl-7-(2-butyn-1-yl)-8-[(S)-3-(tert.-butyloxycarbonylamino)-piperidin-1-yl]-xanthine
- [0897]** R_f value: 0.86 (silica gel, ethyl acetate/petroleum ether=4:1)
- [0898]** Mass spectrum (ESI⁺): m/z=579 [M+H]⁺
- [0899]** (85) 1-[(4-methyl-quinazolin-2-yl)methyl]-3-methyl-7-(2-butyn-1-yl)-8-[(S)-3-(tert.-butyloxycarbonylamino)-piperidin-1-yl]-xanthine
- [0900]** R_f value: 0.48 (silica gel, methylene chloride/methanol=95:5)
- [0901]** Mass spectrum (ESI⁺): m/z=573 [M+H]⁺
- [0902]** (86) 1-[(4-methyl-quinazolin-2-yl)methyl]-3-methyl-7-(2-butyn-1-yl)-8-[(R)-3-(tert.-butyloxycarbonylamino)-piperidin-1-yl]-xanthine
- [0903]** R_f value: 0.48 (silica gel, methylene chloride/methanol=95:5)
- [0904]** Mass spectrum (ESI⁺): m/z=573 [M+H]⁺
- [0905]** (87) 1-[2-(3-methyl-2-oxo-2,3-dihydro-benzoxazol-4-yl)-2-oxo-ethyl]-3-methyl-7-(3-methyl-2-buten-1-yl)-8-[(S)-3-(tert.-butyloxycarbonylamino)-piperidin-1-yl]-xanthine
- [0906]** R_f value: 0.50 (silica gel, petroleum ether/ethyl acetate=1:2)
- [0907]** Mass spectrum (ESI⁺): m/z=622 [M+H]⁺
- [0908]** (88) 1-(2-{2-[(ethylaminocarbonyl)methoxy]-phenyl}-2-oxo-ethyl)-3-methyl-7-((E)-2-buten-1-yl)-8-[(S)-3-(tert.-butyloxycarbonylamino)-piperidin-1-yl]-xanthine
- [0909]** Mass spectrum (ESI⁺): m/z=638 [M+H]⁺

- [0910]** (89) 1-(2-{2-[(methylaminocarbonyl)methoxy]phenyl}-2-oxo-ethyl)-3-methyl-7-((E)-2-buten-1-yl)-8-[(R)-3-(tert.-butyloxycarbonylamino)-piperidin-1-yl]-xanthine
- [0911]** Mass spectrum (ESI⁺): m/z=624 [M+H]⁺
- [0912]** (90) 1-(2-{2-[(methylaminocarbonyl)methoxy]phenyl}-2-oxo-ethyl)-3-methyl-7-((E)-2-buten-1-yl)-8-[(S)-3-(tert.-butyloxycarbonylamino)-piperidin-1-yl]-xanthine
- [0913]** Mass spectrum (ESI⁺): m/z=624 [M+H]⁺
- [0914]** (91) 1-[2-(2-nitro-phenyl)-2-oxo-ethyl]-3-methyl-7-(2-butyn-1-yl)-8-[(R)-3-(tert.butyloxycarbonylamino)-piperidin-1-yl]-xanthine
- [0915]** R_f value: 0.60 (silica gel, methylene chloride/methanol=95:5)
- [0916]** (92) 1-[2-(2-nitro-3-methoxy-phenyl)-2-oxo-ethyl]-3-methyl-7-(3-methyl-2-buten-1-yl)-8-bromo-xanthine
- [0917]** Mass spectrum (ESI⁺): m/z=506, 508 [M+H]⁺
- [0918]** (93) 1-[(4-dimethylamino-quinazolin-2-yl)methyl]-3-methyl-7-(2-butyn-1-yl)-8-[3-(tert.-butyloxycarbonylamino)-piperidin-1-yl]-xanthine
- [0919]** (Carried out in the presence of caesium carbonate)
- [0920]** R_f value: 0.40 (silica gel, methylene chloride/methanol=95:5)
- [0921]** Mass spectrum (ESI⁺): m/z=602 [M+H]⁺
- [0922]** (94) 1-(2-{2-oxo-3-[(2-trimethylsilyl-ethoxy)methyl]-2,3-dihydro-benzooxazol-7-yl}-2-oxo-ethyl)-3-methyl-7-(3-methyl-2-buten-1-yl)-8-bromo-xanthine
- [0923]** R_f value: 0.75 (silica gel, ethyl acetate/petroleum ether=1:1)
- [0924]** Mass spectrum (ESI⁺): m/z=618, 620 [M+H]⁺
- [0925]** (95) 1-[(imidazo[1,2-a]pyridin-2-yl)methyl]-3-methyl-7-(2-butyn-1-yl)-8-[3-(tert.butyloxycarbonylamino)-piperidin-1-yl]-xanthine
- [0926]** R_f value: 0.44 (silica gel, methylene chloride/methanol=95:5)
- [0927]** Mass spectrum (ESI⁺): m/z=547 [M+H]⁺
- [0928]** (96) 1-[(quinoxalin-2-yl)methyl]-3-methyl-7-(2-butyn-1-yl)-8-[3-(tert.butyloxycarbonylamino)-piperidin-1-yl]-xanthine
- [0929]** R_f value: 0.50 (silica gel, methylene chloride/methanol=95:5)
- [0930]** Mass spectrum (ESI⁺): m/z=559 [M+H]⁺
- [0931]** (97) 1-[2-(1,3-dimethyl-2-oxo-2,3-dihydro-1H-benzimidazol-4-yl)-2-oxo-ethyl]-3-methyl-7-(2-butyn-1-yl)-8-[3-(tert.-butyloxycarbonylamino)-piperidin-1-yl]-xanthine
- [0932]** R_f value: 0.50 (silica gel, methylene chloride/methanol=95:5)
- [0933]** Mass spectrum (ESI⁺): m/z=619 [M+H]⁺
- [0934]** (98) 1-[(quinoxalin-6-yl)methyl]-3-methyl-7-(2-butyn-1-yl)-8-[3-(tert.butyloxycarbonylamino)-piperidin-1-yl]-xanthine
- [0935]** R_f value: 0.35 (silica gel, ethyl acetate)
- [0936]** Mass spectrum (ESI⁺): m/z=559 [M+H]⁺
- [0937]** (99) 1-(2-{2-oxo-3-[(2-trimethylsilyl-ethoxy)methyl]-2,3-dihydro-benzooxazol-4-yl}-2-oxo-ethyl)-3-methyl-7-(2-butyn-1-yl)-8-bromo-xanthine
- [0938]** R_f value: 0.30 (silica gel, petroleum ether/ethyl acetate=2:1)
- [0939]** Mass spectrum (ESI⁻): m/z=600, 602 [M-H]
- [100]** 1-[(3-methyl-quinoxalin-2-yl)methyl]-3-methyl-7-(2-butyn-1-yl)-8-[3-(tert.butyloxycarbonylamino)-piperidin-1-yl]-xanthine
- [0940]** R_f value: 0.44 (silica gel, petroleum ether/ethyl acetate=1:2)
- [0941]** Mass spectrum (ESI⁺): m/z=573 [M+H]⁺
- [0942]** (101) 1-[(3-phenyl-isoquinolin-1-yl)methyl]-3-methyl-7-(2-butyn-1-yl)-8-[3-(tert.-butyloxycarbonylamino)-piperidin-1-yl]-xanthine
- [0943]** R_f value: 0.85 (silica gel, ethyl acetate)
- [0944]** Mass spectrum (ESI⁺): m/z=634 [M+H]⁺
- [0945]** (102) 1-[(3,4-dimethyl-isoquinolin-1-yl)methyl]-3-methyl-7-(2-butyn-1-yl)-8-[3-(tert.-butyloxycarbonylamino)-piperidin-1-yl]-xanthine
- [0946]** R_f value: 0.60 (silica gel, ethyl acetate/methanol=3:1)
- [0947]** Mass spectrum (ESI⁺): m/z=586 [M+H]⁺
- [0948]** (103) 1-[(benzofuran-2-yl)methyl]-3-methyl-7-(2-butyn-1-yl)-[(R)-3-(tert.-butyloxycarbonylamino)-piperidin-1-yl]-xanthine
- [0949]** Mass spectrum (ESI⁺): m/z=547 [M+H]⁺
- [0950]** (104) 1-[[4-(morpholin-4-yl)-quinazolin-2-yl]methyl]-3-methyl-7-(2-butyn-1-yl)-8-[3-(tert.-butyloxycarbonylamino)-piperidin-1-yl]-xanthine
- [0951]** (Carried out in the presence of caesium carbonate)
- [0952]** R_f value: 0.28 (silica gel, ethyl acetate)
- [0953]** Mass spectrum (ESI⁺): m/z=644 [M+H]⁺
- [0954]** (105) 1-[[4-(piperidin-1-yl)-quinazolin-2-yl]methyl]-3-methyl-7-(2-butyn-1-yl)-8-[3-(tert.-butyloxycarbonylamino)-piperidin-1-yl]-xanthine
- [0955]** (Carried out in the presence of caesium carbonate)
- [0956]** R_f value: 0.35 (silica gel, ethyl acetate)
- [0957]** Mass spectrum (ESI⁺): m/z=642 [M+H]⁺
- [0958]** (106) 1-({4-[4-(tert.-butyloxycarbonyl)-piperazin-1-yl]-quinazolin-2-yl}methyl)-3-methyl-7-(2-butyn-1-yl)-8-[3-(tert.-butyloxycarbonylamino)-piperidin-1-yl]-xanthine
- [0959]** (Carried out in the presence of caesium carbonate)
- [0960]** R_f value: 0.50 (silica gel, ethyl acetate)
- [0961]** Mass spectrum (ESI⁺): m/z=743 [M+H]⁺
- [0962]** (107) 1-[[4-(pyrrolidin-1-yl)-quinazolin-2-yl]methyl]-3-methyl-7-(2-butyn-1-yl)-8-[3-(tert.-butyloxycarbonylamino)-piperidin-1-yl]-xanthine

- [0963] (Carried out in the presence of caesium carbonate)
- [0964] R_f value: 0.59 (silica gel, ethyl acetate/methanol/conc. aqueous ammonia=95:5:0.1)
- [0965] Mass spectrum (ESI⁺): $m/z=628$ [M+H]⁺
- [0966] (108)1-[2-(1-ethoxycarbonyl-3-methyl-2-oxo-2,3-dihydro-1H-benzimidazol-4-yl)-2-oxo-ethyl]-3-methyl-7-(2-butyn-1-yl)-8-[3-(tert.-butyloxycarbonylamino)-piperidin-1-yl]-xanthine
- [0967] R_f value: 0.25 (silica gel, petroleum ether/ethyl acetate=1:2)
- [0968] Mass spectrum (ESI⁺): $m/z=677$ [M+H]⁺
- [0969] (109)1-[(4-cyano-naphthalen-1-yl)methyl]-3-methyl-7-(2-butyn-1-yl)-8-[(R)-3-(tert.-butyloxycarbonylamino)-piperidin-1-yl]-xanthine
- [0970] R_f value: 0.77 (silica gel, methylene chloride/methanol/conc. aqueous ammonia=90:10:1)
- [0971] Mass spectrum (ESI⁺): $m/z=582$ [M+H]⁺
- [0972] (110)1-[(imidazo[1,2-a]pyridine-3-yl)methyl]-3-methyl-7-(2-butyn-1-yl)-8-[3-(tert.-butyloxycarbonylamino)-piperidin-1-yl]-xanthine
- [0973] Mass spectrum (ESI⁺): $m/z=547$ [M+H]⁺
- [0974] (111) 1-[(8-methyl-imidazo[1,2-a]pyridin-2-yl)methyl]-3-methyl-7-(2-butyn-1-yl)-8-[3-(tert.-butyloxycarbonylamino)-piperidin-1-yl]-xanthine
- [0975] R_f value: 0.25 (silica gel, ethyl acetate)
- [0976] Mass spectrum (ESI⁺): $m/z=561$ [M+H]⁺
- [0977] (112)1-[(8-methoxy-quinolin-5-yl)methyl]-3-methyl-7-(2-butyn-1-yl)-8-[3-(tert.-butyloxycarbonylamino)-piperidin-1-yl]-xanthine
- [0978] R_f value: 0.60 (silica gel, ethyl acetate/methanol=9:1)
- [0979] Mass spectrum (ESI⁺): $m/z=588$ [M+H]⁺
- [0980] (113) 1-[(5-methoxy-quinolin-8-yl)methyl]-3-methyl-7-(2-butyn-1-yl)-8-[3-(tert.-butyloxycarbonylamino)-piperidin-1-yl]-xanthine
- [0981] R_f value: 0.40 (silica gel, methylene chloride/methanol=20:1)
- [0982] Mass spectrum (ESI⁺): $m/z=588$ [M+H]⁺
- [0983] (114)1-[(4-phenyl-quinazolin-2-yl)methyl]-3-methyl-7-(2-butyn-1-yl)-8-[3-(tert.-butyloxycarbonylamino)-piperidin-1-yl]-xanthine
- [0984] Mass spectrum (ESI⁺): $m/z=635$ [M+H]⁺
- [0985] (115) 1-[(7-methyl-imidazo[1,2-a]pyridin-2-yl)methyl]-3-methyl-7-(2-butyn-1-yl)-8-[3-(tert.-butyloxycarbonylamino)-piperidin-1-yl]-xanthine
- [0986] R_f value: 0.50 (silica gel, methylene chloride/methanol=95:5)
- [0987] Mass spectrum (ESI⁺): $m/z=561$ [M+H]⁺
- [0988] (116) 1-(2-oxo-4-phenyl-butyl)-3-methyl-7-(2-butyn-1-yl)-8-[(R)-3-(tert.-butyloxycarbonylamino)-piperidin-1-yl]-xanthine
- [0989] Mass spectrum (ESI⁺): $m/z=563$ [M+H]⁺
- [0990] (117) 1-(2-{2-oxo-1,3-bis-[(2-trimethylsilyl-ethoxy)methyl]-2,3-dihydro-1H-benzimidazol-4-yl}-2-oxo-ethyl)-3-methyl-7-(2-butyn-1-yl)-8-[3-(tert.-butyloxycarbonylamino)-piperidin-1-yl]-xanthine
- [0991] R_f value: 0.50 (silica gel, ethyl acetate/petroleum ether=1:1)
- [0992] Mass spectrum (ESI⁺): $m/z=851$ [M+H]⁺
- [0993] (118) 1-[(3-difluoromethyl-isoquinolin-1-yl)methyl]-3-methyl-7-(2-butyn-1-yl)-8-[3-(tert.-butyloxycarbonylamino)-piperidin-1-yl]-xanthine
- [0994] (By-product of the reaction of 3-methyl-7-(2-butyn-1-yl)-8-[3-(tert.-butyloxycarbonylamino)-piperidin-1-yl]-xanthine with 1-chloromethyl-3-trifluoromethyl-3,4-dihydro-isoquinoline)
- [0995] R_f value: 0.75 (aluminium oxide, petroleum ether/ethyl acetate=1:2)
- [0996] Mass spectrum (ESI⁺): $m/z=608$ [M+H]⁺
- [0997] (119)1-[2-(2,2-difluoro-benzo[1,3]dioxol-4-yl)-2-oxo-ethyl]-3-methyl-7-(2-butyn-1-yl)-8-bromo-xanthine
- [0998] Mass spectrum (ESI⁺): $m/z=495, 497$ [M+H]⁺
- [0999] (120) 1-[(3-methyl-imidazo[1,2-a]pyridin-2-yl)methyl]-3-methyl-7-(2-butyn-1-yl)-8-[3-(tert.-butyloxycarbonylamino)-piperidin-1-yl]-xanthine
- [1000] R_f value: 0.50 (silica gel, methylene chloride/methanol=95:5)
- [1001] Mass spectrum (ESI⁺): $m/z=561$ [M+H]⁺
- [1002] (121)1-[(5-methyl-imidazo[1,2-a]pyridin-2-yl)methyl]-3-methyl-7-(2-butyn-1-yl)-8-[3-(tert.-butyloxycarbonylamino)-piperidin-1-yl]-xanthine
- [1003] R_f value: 0.50 (silica gel, methylene chloride/methanol/conc. aqueous ammonia=90:10:1)
- [1004] Mass spectrum (ESI⁺): $m/z=561$ [M+H]⁺
- [1005] (122) 1-[(6-methyl-imidazo[1,2-a]pyridin-2-yl)methyl]-3-methyl-7-(2-butyn-1-yl)-8-[3-(tert.-butyloxycarbonylamino)-piperidin-1-yl]-xanthine
- [1006] R_f value: 0.10 (silica gel, ethyl acetate/methanol=98:2)
- [1007] Mass spectrum (ESI⁺): $m/z=561$ [M+H]⁺
- [1008] (123) 1-[(3-benzyl-imidazo[1,2-a]pyridin-2-yl)methyl]-3-methyl-7-(2-butyn-1-yl)-8-[3-(tert.-butyloxycarbonylamino)-piperidin-1-yl]-xanthine
- [1009] R_f value: 0.60 (silica gel, methylene chloride/methanol=95:5)
- [1010] Mass spectrum (ESI⁺): $m/z=637$ [M+H]⁺
- [1011] (124) 1-[(4-isopropyl-quinazolin-2-yl)methyl]-3-methyl-7-(2-butyn-1-yl)-8-[3-(tert.-butyloxycarbonylamino)-piperidin-1-yl]-xanthine
- [1012] R_f value: 0.50 (silica gel, ethyl acetate/petroleum ether=8:2)
- [1013] Mass spectrum (ESI⁺): $m/z=601$ [M+H]⁺

- [1014] (125) 1-[(2,3-dihydro-benzo[1,4]dioxin-6-yl)methyl]-3-methyl-7-(2-butyn-1-yl)-8-[3-(tert.-butyloxycarbonylamino)-piperidin-1-yl]-xanthine
- [1015] R_f value: 0.53 (silica gel, ethyl acetate/petroleum ether=3:2)
- [1016] (126) 1-[(3-phenyl-imidazo[1,2-a]pyridin-2-yl)methyl]-3-methyl-7-(2-butyn-1-yl)-8-[3-(tert.-butyloxycarbonylamino)-piperidin-1-yl]-xanthine
- [1017] R_f value: 0.50 (silica gel, methylene chloride/methanol=95:5)
- [1018] Mass spectrum (ESI⁺): $m/z=623$ [M+H]⁺
- [1019] (127) 1-[2-(naphthalen-1-yl)-2-oxo-ethyl]-3-methyl-7-(2-butyn-1-yl)-8-[3-(tert.-butyloxycarbonylamino)-piperidin-1-yl]-xanthine
- [1020] R_f value: 0.54 (silica gel, methylene chloride/methanol=95:5)
- [1021] Mass spectrum (ESI⁺): $m/z=585$ [M+H]⁺
- [1022] (128) 1-[(5-methoxy-isoquinolin-8-yl)methyl]-3-methyl-7-(2-butyn-1-yl)-8-[3-(tert.-butyloxycarbonylamino)-piperidin-1-yl]-xanthine
- [1023] R_f value: 0.50 (silica gel, ethyl acetate/methanol=24:1)
- [1024] Mass spectrum (ESI⁺): $m/z=588$ [M+H]⁺
- [1025] (129) 1-[(3-difluoromethyl-isoquinolin-1-yl)methyl]-3-methyl-7-(2-butyn-1-yl)-8-[3-(tert.-butyloxycarbonylamino)-piperidin-1-yl]-xanthine
- [1026] (By-product of the reaction of 3-methyl-7-(2-butyn-1-yl)-8-[3-(tert.-butyloxycarbonylamino)-piperidin-1-yl]-xanthine with 1-chloromethyl-3-trifluoromethyl-3,4-dihydro-isoquinoline)
- [1027] R_f value: 0.75 (aluminium oxide, petroleum ether/ethyl acetate=1:2)
- [1028] Mass spectrum (ESI⁺): $m/z=608$ [M+H]⁺
- [1029] (130) 1-[[1-(1-cyano-1-methyl-ethyl)-isoquinolin-3-yl]methyl]-3-methyl-7-(2-butyn-1-yl)-8-[3-(tert.-butyloxycarbonylamino)-piperidin-1-yl]-xanthine
- [1030] R_f value: 0.75 (silica gel, ethyl acetate)
- [1031] Mass spectrum (ESI⁺): $m/z=625$ [M+H]⁺
- [1032] (132) 1-methoxycarbonylmethyl-3-methyl-7-(2-butyn-1-yl)-8-[3-(tert.-butyloxycarbonylamino)-piperidin-1-yl]-xanthine
- [1033] Mass spectrum (ESI⁺): $m/z=489$ [M+H]⁺
- [1034] (133) 1-[(4-phenyl-quinazolin-2-yl)methyl]-3-methyl-7-(2-butyn-1-yl)-8-[(R)-3-(tert.-butyloxycarbonylamino)-piperidin-1-yl]-xanthine
- [1035] Mass spectrum (ESI⁺): $m/z=635$ [M+H]⁺
- [1036] (134) 1-[(2,3-dimethyl-quinoxalin-6-yl)methyl]-3-methyl-7-(2-butyn-1-yl)-8-[3-(tert.-butyloxycarbonylamino)-piperidin-1-yl]-xanthine
- [1037] (Carried out in the presence of caesium carbonate)
- [1038] R_f value: 0.40 (silica gel, ethyl acetate)
- [1039] Mass spectrum (ESI⁺): $m/z=587$ [M+H]⁺
- [1040] (135) 1-[(4-phenyl-quinazolin-2-yl)methyl]-3-methyl-7-(2-butyn-1-yl)-8-[(S)-3-(tert.-butyloxycarbonylamino)-piperidin-1-yl]-xanthine
- [1041] R_f value: 0.55 (silica gel, ethyl acetate/petroleum ether=8:2)
- [1042] Mass spectrum (ESI⁺): $m/z=635$ [M+H]⁺
- [1043] (136) 1-[2-(quinolin-8-yl)-2-oxo-ethyl]-3-methyl-7-(2-butyn-1-yl)-8-bromo-xanthine
- [1044] R_f value: 0.55 (silica gel, methylene chloride/methanol=95:5)
- [1045] Mass spectrum (ESI⁺): $m/z=466, 468$ [M+H]⁺
- [1046] (137) 1-[(3,4-dimethyl-6,7-dihydro-5H-[2]pyridin-1-yl)methyl]-3-methyl-7-(2-butyn-1-yl)-8-[3-(tert.-butyloxycarbonylamino)-piperidin-1-yl]-xanthine
- [1047] R_f value: 0.65 (aluminium oxide, ethyl acetate/petroleum ether=3:1)
- [1048] Mass spectrum (ESI⁺): $m/z=576$ [M+H]⁺
- [1049] (138) 1-[(3,4-dimethyl-5,6,7,8-tetrahydro-isoquinolin-1-yl)methyl]-3-methyl-7-(2-butyn-1-yl)-8-[3-(tert.-butyloxycarbonylamino)-piperidin-1-yl]-xanthine
- [1050] R_f value: 0.40 (aluminium oxide, methylene chloride/methanol=20:1)
- [1051] Mass spectrum (ESI⁺): $m/z=590$ [M+H]⁺
- [1052] (139) 1-{2-[1-(tert.-butyloxycarbonyl)-1H-indol-4-yl]-2-oxo-ethyl}-3-methyl-7-(2-butyn-1-yl)-8-[3-(tert.-butyloxycarbonylamino)-piperidin-1-yl]-xanthine
- [1053] R_f value: 0.55 (silica gel, petroleum ether/ethyl acetate=1:2)
- [1054] Mass spectrum (ESI⁺): $m/z=674$ [M+H]⁺
- [1055] (140) 1-[(1-methyl-2-oxo-1,2-dihydro-quinolin-6-yl)methyl]-3-methyl-7-(2-butyn-1-yl)-8-[3-(tert.-butyloxycarbonylamino)-piperidin-1-yl]-xanthine
- [1056] Mass spectrum (EI): $m/z=587$ [M]⁺
- [1057] (141) 1-({1-[(2-trimethylsilyl-ethoxy)methyl]-2-oxo-1,2-dihydro-quinolin-6-yl}methyl)-3-methyl-7-(2-butyn-1-yl)-8-[3-(tert.-butyloxycarbonylamino)-piperidin-1-yl]-xanthine
- [1058] Mass spectrum (ESI⁺): $m/z=704$ [M+H]⁺
- [1059] (142) 1-[(2,3,8-trimethyl-quinoxalin-6-yl)methyl]-3-methyl-7-(2-butyn-1-yl)-8-[3-(tert.-butyloxycarbonylamino)-piperidin-1-yl]-xanthine
- [1060] Mass spectrum (ESI⁺): $m/z=601$ [M+H]⁺
- [1061] (143) 1-[(8-methyl-quinoxalin-6-yl)methyl]-3-methyl-7-(2-butyn-1-yl)-8-[3-(tert.-butyloxycarbonylamino)-piperidin-1-yl]-xanthine
- [1062] Mass spectrum (ESI⁺): $m/z=573$ [M+H]⁺
- [1063] (144) 1-[(4-methyl-phthalazin-1-yl)methyl]-3-methyl-7-(2-butyn-1-yl)-8-[3-(tert.-butyloxycarbonylamino)-piperidin-1-yl]-xanthine
- [1064] R_f value: 0.65 (silica gel, methylene chloride/methanol=9:1)
- [1065] Mass spectrum (ESI⁺): $m/z=573$ [M+H]⁺

- [1066] (145) 1-[(4-bromo-3-methoxy-isoquinolin-1-yl)methyl]-3-methyl-7-(2-butyn-1-yl)-8-[3-(tert.-butyloxycarbonylamino)-piperidin-1-yl]-xanthine
- [1067] R_f value: 0.65 (silica gel, methylene chloride/ethyl acetate=1:1)
- [1068] Mass spectrum (ESI⁺): $m/z=666, 668 [M+H]^+$
- [1069] (146) 1-[(4-difluoromethoxy-naphthalen-1-yl)methyl]-3-methyl-7-(2-butyn-1-yl)-8-[(R)-3-(tert.-butyloxycarbonylamino)-piperidin-1-yl]-xanthine
- [1070] R_f value: 0.80 (silica gel, methylene chloride/methanol/conc. aqueous ammonia=90:10:1)
- [1071] Mass spectrum (ESI⁺): $m/z=623 [M+H]^+$
- [1072] (147) 1-[2-[1-(tert.-butyloxycarbonyl)-1H-indol-7-yl]-2-oxo-ethyl]-3-methyl-7-(2-butyn-1-yl)-8-bromo-xanthine
- [1073] R_f value: 0.83 (silica gel, methylene chloride/methanol=95:5)
- [1074] (148) 1-[(E)-3-(2-nitro-phenyl)-2-propen-1-yl]-3-methyl-7-(2-butyn-1-yl)-8-[3-(tert.-butyloxycarbonylamino)-piperidin-1-yl]-xanthine
- [1075] Mass spectrum (ESI⁺): $m/z=578 [M+H]^+$
- [1076] (149) 1-[(E)-3-pentafluorophenyl-2-propen-1-yl]-3-methyl-7-(2-butyn-1-yl)-8-[3-(tert.-butyloxycarbonylamino)-piperidin-1-yl]-xanthine
- [1077] Mass spectrum (ESI⁺): $m/z=623 [M+H]^+$
- [1078] (150) 1-[(4-nitro-naphthalen-1-yl)methyl]-3-methyl-7-(2-butyn-1-yl)-8-[(R)-3-(tert.-butyloxycarbonylamino)-piperidin-1-yl]-xanthine
- [1079] R_f value: 0.41 (silica gel, methylene chloride/methanol=95:5)
- [1080] Mass spectrum (ESI⁺): $m/z=602 [M+H]^+$
- [1081] (151) 1-[(benzooxazol-2-yl)methyl]-3-methyl-7-(2-butyn-1-yl)-8-[3-(tert.-butyloxycarbonylamino)-piperidin-1-yl]-xanthine
- [1082] R_f value: 0.40 (silica gel, cyclohexane/ethyl acetate=3:7)
- [1083] Mass spectrum (ESI⁺): $m/z=548 [M+H]^+$
- [1084] (152) 1-[(5-nitro-benzooxazol-2-yl)methyl]-3-methyl-7-(2-butyn-1-yl)-8-[3-(tert.-butyloxycarbonylamino)-piperidin-1-yl]-xanthine
- [1085] R_f value: 0.50 (silica gel, cyclohexane/ethyl acetate/methanol=5:4:1)
- [1086] Mass spectrum (ESI⁺): $m/z=593 [M+H]^+$
- [1087] (153) 1-[(3-methyl-isoquinolin-1-yl)methyl]-3-methyl-7-(3-methyl-1-buten-1-yl)-8-bromo-xanthine
- [1088] R_f value: 0.65 (silica gel, methylene chloride/methanol=95:5)
- [1089] Mass spectrum (ESI⁺): $m/z=468, 470 [M+H]^+$
- [1090] (154) 1-[(quinolin-7-yl)methyl]-3-methyl-7-(2-butyn-1-yl)-8-[3-(tert.-butyloxycarbonylamino)-piperidin-1-yl]-xanthine
- [1091] Mass spectrum (ESI⁺): $m/z=558 [M+H]^+$
- [1092] (155) 1-[(1,5)naphthyridin-2-yl)methyl]-3-methyl-7-(2-butyn-1-yl)-8-[3-(tert.-butyloxycarbonylamino)-piperidin-1-yl]-xanthine
- [1093] Mass spectrum (ESI⁺): $m/z=559 [M+H]^+$
- [1094] (156) 1-[(8-methyl-quinoxalin-6-yl)methyl]-3-methyl-7-(2-butyn-1-yl)-8-[(R)-3-(tert.-butyloxycarbonylamino)-piperidin-1-yl]-xanthine
- [1095] R_f value: 0.45 (silica gel, methylene chloride/methanol=19:1)
- [1096] Mass spectrum (ESI⁺): $m/z=573 [M+H]^+$
- [1097] (157) 1-[(2,3,8-trimethyl-quinoxalin-6-yl)methyl]-3-methyl-7-(2-butyn-1-yl)-8-[(R)-3-(tert.-butyloxycarbonylamino)-piperidin-1-yl]-xanthine
- [1098] R_f value: 0.32 (silica gel, methylene chloride/methanol=96:4)
- [1099] Mass spectrum (ESI⁺): $m/z=601 [M+H]^+$
- [1100] (158) 1-[(1,6)naphthyridin-5-yl)methyl]-3-methyl-7-(2-butyn-1-yl)-8-[3-(tert.-butyloxycarbonylamino)-piperidin-1-yl]-xanthine
- [1101] R_f value: 0.20 (silica gel, ethyl acetate/methanol=98:2)
- [1102] Mass spectrum (ESI⁺): $m/z=559 [M+H]^+$
- [1103] (159) 1-[(1,8)naphthyridin-2-yl)methyl]-3-methyl-7-(2-butyn-1-yl)-8-[3-(tert.-butyloxycarbonylamino)-piperidin-1-yl]-xanthine
- [1104] R_f value: 0.12 (silica gel, ethyl acetate/methanol=98:2)
- [1105] Mass spectrum (ESI⁺): $m/z=559 [M+H]^+$
- [1106] (160) 1-[(4-fluoro-naphthalen-1-yl)methyl]-3-methyl-7-(2-butyn-1-yl)-8-[(R)-3-(tert.-butyloxycarbonylamino)-piperidin-1-yl]-xanthine
- [1107] R_f value: 0.47 (silica gel, petroleum ether/ethyl acetate=1:1)
- [1108] Mass spectrum (ESI⁺): $m/z=575 [M+H]^+$
- [1109] (161) 1-[(1,5)naphthyridin-2-yl)methyl]-3-methyl-7-(2-butyn-1-yl)-8-[(R)-3-(tert.-butyloxycarbonylamino)-piperidin-1-yl]-xanthine
- [1110] R_f value: 0.39 (silica gel, ethyl acetate)
- [1111] Mass spectrum (ESI⁺): $m/z=559 [M+H]^+$
- [1112] (162) 1-[2-(3-methyl-2-oxo-2,3-dihydro-benzooxazol-4-yl)-2-oxo-ethyl]-3-methyl-7-(2-butyn-1-yl)-8-[(R)-3-(tert.-butyloxycarbonylamino)-piperidin-1-yl]-xanthine
- [1113] R_f value: 0.60 (silica gel, methylene chloride/methanol=95:5)
- [1114] Mass spectrum (ESI⁺): $m/z=606 [M+H]^+$
- [1115] (163) 1-[(8-phenyl-quinoxalin-6-yl)methyl]-3-methyl-7-(2-butyn-1-yl)-8-[(R)-3-(tert.-butyloxycarbonylamino)-piperidin-1-yl]-xanthine
- [1116] R_f value: 0.48 (silica gel, methylene chloride/methanol=95:5)
- [1117] Mass spectrum (ESI⁺): $m/z=356 [M+H]^+$

- [1118] (164) 1-[[1,5]naphthyridin-4-yl)methyl]-3-methyl-7-(2-butyn-1-yl)-8-[(R)-3-(tert.-butyloxycarbonylamino)-piperidin-1-yl]-xanthine
- [1119] R_f value: 0.25 (silica gel, ethyl acetate/petroleum ether=4:1)
- [1120] Mass spectrum (ESI⁺): $m/z=559$ [M+H]⁺
- [1121] (165) 1-((E)-3-pentafluorophenyl-allyl)-3-methyl-7-(2-butyn-1-yl)-8-[(R)-3-(tert.butyloxycarbonylamino)-piperidin-1-yl]-xanthine
- [1122] Mass spectrum (ESI⁺): $m/z=623$ [M+H]⁺
- [1123] (166) 1-[(E)-3-(2-trifluoromethyl-phenyl)-allyl]-3-methyl-7-(2-butyn-1-yl)-8-[(R)3-(tert.-butyloxycarbonylamino)-piperidin-1-yl]-xanthine
- [1124] Mass spectrum (ESI⁺): $m/z=601$ [M+H]⁺
- [1125] (167) 1-[(E)-3-(3-trifluoromethyl-phenyl)-allyl]-3-methyl-7-(2-butyn-1-yl)-8-[(R)3-(tert.-butyloxycarbonylamino)-piperidin-1-yl]-xanthine
- [1126] Mass spectrum (ESI⁺): $m/z=601$ [M+H]⁺
- [1127] (168) 1-[(E)-3-(4-trifluoromethyl-phenyl)-allyl]-3-methyl-7-(2-butyn-1-yl)-8-[(R)3-(tert.-butyloxycarbonylamino)-piperidin-1-yl]-xanthine
- [1128] Mass spectrum (ESI⁺): $m/z=601$ [M+H]⁺
- [1129] (169) 1-[(3-trifluoromethyl-isoquinolin-1-yl)methyl]-3-methyl-7-(2-butyn-1-yl)-8-[(R)-3-(tert.-butyloxycarbonylamino)-piperidin-1-yl]-xanthine
- [1130] R_f value: 0.68 (silica gel, cyclohexane/ethyl acetate=3:7)
- [1131] Mass spectrum (ESI⁺): $m/z=626$ [M+H]⁺
- [1132] (170)1-[(3-methyl-isoquinolin-1-yl)methyl]-3-methyl-7-(2-cyano-benzyl)-8-chloro-xanthine
- [1133] (171)1-[(3-difluoromethyl-isoquinolin-1-yl)methyl]-3-methyl-7-(2-butyn-1-yl)-8-[(R)-3-(tert.-butyloxycarbonylamino)-piperidin-1-yl]-xanthine
- [1134] R_f value: 0.38 (silica gel, cyclohexane/ethyl acetate=1:1)
- [1135] Mass spectrum (ESI⁺): $m/z=608$ [M+H]⁺
- [1136] (172) 1-[(4-chloro-3-methoxy-isoquinolin-1-yl)methyl]-3-methyl-7-(2-butyn-1-yl)-8-[3-(tert.-butyloxycarbonylamino)-piperidin-1-yl]-xanthine
- [1137] R_f value: 0.65 (silica gel, methylene chloride/ethyl acetate=1:1)
- [1138] Mass spectrum (ESI⁺): $m/z=622, 624$ [M+H]⁺
- [1139] (173) 1-[(4-ethoxy-quinazolin-2-yl)methyl]-3-methyl-7-(2-butyn-1-yl)-8-[3-(tert.butyloxycarbonylamino)-piperidin-1-yl]-xanthine
- [1140] R_f value: 0.25 (silica gel, methylene chloride/ethyl acetate=1:1)
- [1141] Mass spectrum (ESI⁺): $m/z=603$ [M+H]⁺
- [1142] (174) 1-[(4-isopropoxy-quinazolin-2-yl)methyl]-3-methyl-7-(2-butyn-1-yl)-8-[3-(tert.-butyloxycarbonylamino)-piperidin-1-yl]-xanthine
- [1143] R_f value: 0.40 (silica gel, methylene chloride/ethyl acetate=1:1)
- [1144] Mass spectrum (ESI⁺): $m/z=617$ [M+H]⁺
- [1145] (175) 1-[(2-methyl-benzothiazol-6-yl)methyl]-3-methyl-7-(2-butyn-1-yl)-8-[3-(tert.-butyloxycarbonylamino)-piperidin-1-yl]-xanthine
- [1146] R_f value: 0.56 (silica gel, methylene chloride/ethyl acetate=1:1)
- [1147] Mass spectrum (ESI⁺): $m/z=578$ [M+H]⁺
- [1148] (176) 1-[(3-phenyl-isoquinolin-1-yl)methyl]-3-methyl-7-(2-butyn-1-yl)-8-[(R)-3-(tert.-butyloxycarbonylamino)-piperidin-1-yl]-xanthine
- [1149] R_f value: 0.75 (silica gel, methylene chloride/ethyl acetate=1:1)
- [1150] Mass spectrum (ESI⁺): $m/z=634$ [M+H]⁺
- [1151] (177) 1-[(4-phenyloxy-quinazolin-2-yl)methyl]-3-methyl-7-(2-butyn-1-yl)-8-[3-(tert.-butyloxycarbonylamino)-piperidin-1-yl]-xanthine
- [1152] R_f value: 0.35 (silica gel, methylene chloride/ethyl acetate=1:1)
- [1153] Mass spectrum (ESI⁺): $m/z=651$ [M+H]⁺
- [1154] (178) 1-[(4-phenyl-quinazolin-2-yl)methyl]-3-cyclopropyl-7-(2-butyn-1-yl)-8-[3-(tert.-butyloxycarbonylamino)-piperidin-1-yl]-xanthine
- [1155] R_f value: 0.45 (silica gel, methylene chloride/ethyl acetate=1:1)
- [1156] Mass spectrum (ESI⁺): $m/z=661$ [M+H]⁺
- [1157] (179) 1-[(3-methyl-isoquinolin-1-yl)methyl]-3-cyclopropyl-7-(2-butyn-1-yl)-8-[3-(tert.-butyloxycarbonylamino)-piperidin-1-yl]-xanthine
- [1158] R_f value: 0.50 (silica gel, methylene chloride/ethyl acetate=1:1)
- [1159] Mass spectrum (ESI⁺): $m/z=598$ [M+H]⁺
- [1160] (180) 1-[2-(3-difluoromethoxy-phenyl)-2-oxo-ethyl]-3-methyl-7-(2-butyn-1-yl)8-[(R)-3-(tert.-butyloxycarbonylamino)-piperidin-1-yl]-xanthine
- [1161] R_f value: 0.77 (silica gel, methylene chloride/ethyl acetate=1:1)
- [1162] Mass spectrum (ESI⁺): $m/z=601$ [M+H]⁺
- [1163] (181) 1-[(2-phenyl-quinazolin-4-yl)methyl]-3-methyl-7-(2-butyn-1-yl)-8-[3-(tert.butyloxycarbonylamino)-piperidin-1-yl]-xanthine
- [1164] R_f value: 0.65 (silica gel, methylene chloride/ethyl acetate=1:1)
- [1165] Mass spectrum (ESI⁺): $m/z=635$ [M+H]⁺
- [1166] (182) 1-[2-(2-methoxy-phenyl)-2-oxo-ethyl]-3-methyl-7-(2-butyn-1-yl)-8-[3-(tert.-butyloxycarbonylamino)-piperidin-1-yl]-xanthine
- [1167] R_f value: 0.57 (silica gel, methylene chloride/ethyl acetate=1:1)
- [1168] Mass spectrum (ESI⁺): $m/z=565$ [M+H]⁺

- [1169] (183) 1-[2-(3-methoxy-phenyl)-2-oxo-ethyl]-3-methyl-7-(2-butyn-1-yl)-8-[3-(tert.-butyloxycarbonylamino)-piperidin-1-yl]-xanthine
- [1170] R_f value: 0.63 (silica gel, methylene chloride/ethyl acetate=1:1)
- [1171] Mass spectrum (ESI⁺): $m/z=565$ [M+H]⁺
- [1172] (184) 1-[2-(3-trifluoromethoxy-phenyl)-2-oxo-ethyl]-3-methyl-7-(2-butyn-1-yl)-8-[(R)-3-(tert.-butyloxycarbonylamino)-piperidin-1-yl]-xanthine
- [1173] R_f value: 0.64 (silica gel, methylene chloride/ethyl acetate=1:1)
- [1174] Mass spectrum (ESI⁺): $m/z=619$ [M+H]⁺
- [1175] (185) 1-[2-(biphenyl-2-yl)-2-oxo-ethyl]-3-methyl-7-(2-butyn-1-yl)-8-[(R)-3-(tert.butyloxycarbonylamino)-piperidin-1-yl]-xanthine
- [1176] R_f value: 0.70 (silica gel, methylene chloride/ethyl acetate=1:1)
- [1177] Mass spectrum (ESI⁺): $m/z=611$ [M+H]⁺
- [1178] (186) 1-[2-(biphenyl-3-yl)-2-oxo-ethyl]-3-methyl-7-(2-butyn-1-yl)-8-[(R)-3-(tert.butyloxycarbonylamino)-piperidin-1-yl]-xanthine
- [1179] R_f value: 0.75 (silica gel, methylene chloride/ethyl acetate=1:1)
- [1180] Mass spectrum (ESI⁺): $m/z=611$ [M+H]⁺
- [1181] (187) 1-[2-(3-isopropoxy-phenyl)-2-oxo-ethyl]-3-methyl-7-(2-butyn-1-yl)-8-[(R)-3-(tert.-butyloxycarbonylamino)-piperidin-1-yl]-xanthine
- [1182] R_f value: 0.66 (silica gel, methylene chloride/ethyl acetate=1:1)
- [1183] Mass spectrum (ESI⁺): $m/z=593$ [M+H]⁺
- [1184] (188) 1-[(3-methyl-isoquinolin-1-yl)methyl]-3-cyclopropyl-7-(2-butyn-1-yl)-8-[(R)-3-(tert.-butyloxycarbonylamino)-piperidin-1-yl]-xanthine
- [1185] R_f value: 0.50 (silica gel, methylene chloride/ethyl acetate=1:1)
- [1186] Mass spectrum (ESI⁺): $m/z=598$ [M+H]⁺
- [1187] (189) 1-[(4-phenyl-quinazolin-2-yl)methyl]-3-cyclopropyl-7-(2-butyn-1-yl)-8-[(R)-3-(tert.-butyloxycarbonylamino)-piperidin-1-yl]-xanthine
- [1188] R_f value: 0.50 (silica gel, methylene chloride/ethyl acetate=1:1)
- [1189] Mass spectrum (ESI⁺): $m/z=661$ [M+H]⁺
- [1190] (190) 1-[(4-cyano-naphthalen-1-yl)methyl]-3-cyclopropyl-7-(2-butyn-1-yl)-8-[(R)-3-(tert.-butyloxycarbonylamino)-piperidin-1-yl]-xanthine
- [1191] R_f value: 0.75 (silica gel, methylene chloride/ethyl acetate=1:1)
- [1192] Mass spectrum (ESI⁺): $m/z=608$ [M+H]⁺
- [1193] (191) 1-[2-(2-phenyloxy-phenyl)-2-oxo-ethyl]-3-methyl-7-(2-butyn-1-yl)-8-[(R)-3-(tert.-butyloxycarbonylamino)-piperidin-1-yl]-xanthine
- [1194] R_f value: 0.85 (silica gel, methylene chloride/ethyl acetate=1:1)
- [1195] Mass spectrum (ESI⁺): $m/z=627$ [M+H]⁺
- [1196] (192) 1-[2-(3-ethoxy-phenyl)-2-oxo-ethyl]-3-methyl-7-(2-butyn-1-yl)-8-[(R)-3-(tert.-butyloxycarbonylamino)-piperidin-1-yl]-xanthine
- [1197] R_f value: 0.72 (silica gel, methylene chloride/ethyl acetate=1:1)
- [1198] Mass spectrum (ESI⁺): $m/z=579$ [M+H]⁺
- [1199] (193) 1-[2-(3-methoxy-phenyl)-2-oxo-ethyl]-3-methyl-7-(2-butyn-1-yl)-8-[(R)-3-(tert.-butyloxycarbonylamino)-piperidin-1-yl]-xanthine
- [1200] R_f value: 0.67 (silica gel, methylene chloride/ethyl acetate=1:1)
- [1201] Mass spectrum (ESI⁺): $m/z=565$ [M+H]⁺
- [1202] (194) 1-[2-(2-methoxy-phenyl)-2-oxo-ethyl]-3-methyl-7-(2-butyn-1-yl)-8-[(R)-3-(tert.-butyloxycarbonylamino)-piperidin-1-yl]-xanthine
- [1203] R_f value: 0.57 (silica gel, methylene chloride/ethyl acetate=1:1)
- [1204] Mass spectrum (ESI⁺): $m/z=565$ [M+H]⁺
- [1205] (195) 1-[(3-methyl-isoquinolin-1-yl)methyl]-3-methyl-7-(2-chloro-benzyl)-8-bromo-xanthine
- [1206] (196) 1-[(3-methyl-isoquinolin-1-yl)methyl]-3-methyl-7-(2-bromo-benzyl)-8-[(R)-3-(tert.-butyloxycarbonylamino)-piperidin-1-yl]-xanthine
- [1207] (197) 1-[(1,2,3,4-tetrahydro-phenanthridin-6-yl)methyl]-3-methyl-7-(2-butyn-1-yl)-8-[3-(tert.-butyloxycarbonylamino)-piperidin-1-yl]-xanthine
- [1208] R_f value: 0.55 (silica gel, ethyl acetate/petroleum ether=2:1)
- [1209] Mass spectrum (ESI⁺): $m/z=612$ [M+H]⁺

EXAMPLE VI

[1210] 1-(2-{3-[(methanesulphonyl)methoxy]-phenyl}-2-oxo-ethyl)-3-methyl-7-(3-methyl-2-buten-1-yl)-8-[3-(tert.-butyloxycarbonylamino)-Piperidin-1-yl]-xanthine

[1211] To a solution of 402 mg of 1-(2-{3-[(methylsulphonyl)methoxy]-phenyl}-2-oxo-ethyl)-3-methyl-7-(3-methyl-2-buten-1-yl)-8-[3-(tert.-butyloxycarbonylamino)-piperidin-1-yl]-xanthine in 10 ml hexafluoroisopropanol are added 0.15 ml of a 35% hydrogen peroxide solution. The reaction mixture is stirred for half an hour at ambient temperature. Then 5 ml of a 10% sodium thiosulphate solution are added. The aqueous phase is extracted twice with 5 ml of methylene chloride. The combined extracts are dried over sodium sulphate and evaporated down. The yellow residue is purified by chromatography through a silica gel column with cyclohexane/ethyl acetate/methanol (5:4:1) as eluant.

[1212] Yield: 299 mg (73% of theory)

[1213] R_f value: 0.28 (silica gel, cyclohexane/ethyl acetate/methanol=5:4:1)

[1214] Mass spectrum (ESI⁺): $m/z=643$ [M+H]⁺

[1215] The following compounds are obtained analogously to Example VI:

[1216] (1) 1-[2-(3-methanesulphinyl-phenyl)-2-oxo-ethyl]-3-methyl-7-(3-methyl-2-buten-1-yl)-8-[3-(tert.-butyloxycarbonylamino)-piperidin-1-yl]-xanthine

[1217] R_f value: 0.05 (silica gel, ethyl acetate/cyclohexane=3:1)

[1218] Mass spectrum (ESI⁺): $m/z=613$ [M+H]⁺

[1219] (2) 1-(2-{2-[(methanesulphinyl)methoxy]-phenyl}-2-oxo-ethyl)-3-methyl-7-(2-buten-1-yl)-8-[3-(tert.-butyloxycarbonylamino)-piperidin-1-yl]-xanthine

[1220] Mass spectrum (ESI⁺): $m/z=627$ [M+H]⁺

EXAMPLE VII

[1221] 3-[(2-trimethylsilylanyl-ethoxy)methyl]-7-(3-methyl-2-buten-1-yl)-8-[3-(tert.-butyloxycarbonylamino)-DiDeridin-1-yl]-xanthine 236 μ l of 1,8-diazabicyclo[5.4.0]undec-7-ene are added dropwise to 630 mg of 7-(3-methyl-2-buten-1-yl)-8-[3-(tert.-butyloxycarbonylamino)-piperidin-1-yl]-xanthine in 11 ml of acetonitrile. The solution is stirred for two hours at ambient temperature, then the acetonitrile is distilled off in vacuo. The flask residue is taken up in 11 ml of N,N-dimethylformamide and combined with 258 mg of (2-trimethylsilylanyl-ethoxy)methyl chloride. The reaction mixture is stirred for three hours at 120° C. For working up water is added, the precipitate formed is filtered off and taken up in ethyl acetate. The solution is dried over magnesium sulphate, evaporated down and chromatographed through a silica gel column with cyclohexane/ethyl acetate/methanol (6:1:0 to 0:5:1) as eluant.

[1222] Yield: 435 mg (53% of theory)

[1223] Mass spectrum (ESI⁺): $m/z=549$ [M+H]⁺

[1224] The following compounds are obtained analogously to Example VII:

[1225] (1) 3-[(2-trimethylsilylanyl-ethoxy)methyl]-7-(2-cyano-benzyl)-xanthine

[1226] Mass spectrum (ESI[—]): $m/z=396$ [M-H][—]

[1227] (2) 3-[(methoxycarbonyl)methyl]-7-(3-methyl-2-buten-1-yl)-8-[3-(tert.-butyloxycarbonylamino)-piperidin-1-yl]-xanthine

[1228] R_f value: 0.31 (silica gel, methylene chloride/methanol/conc. aqueous ammonia=90:10:1)

[1229] Mass spectrum (ESI⁺): $m/z=491$ [M+H]⁺

EXAMPLE VIII

[1230] 7-(3-methyl-2-buten-1-yl)-8-[3-(tert.-butyloxycarbonylamino)-Piperidin-1-yl]xanthine 510 mg of potassium-tert. butoxide are added to 2.32 g of 2-[3-(tert.-butyloxycarbonylamino)-piperidin-1-yl]-3-(3-methyl-2-buten-1-yl)-4-ethoxycarbonyl-5-[[ethoxycarbonylamino]carbonyl]amino}-3H-imidazole in 35 ml of ethanol. The yellow solution is refluxed for five hours. After cooling to ambient temperature it is diluted with methylene chloride. The organic phase is washed with saturated ammonium chloride solution and saturated sodium chloride solution, dried over magnesium sulphate and evaporated down. The crude product is purified by chromatography through a silica gel

column with methylene chloride/methanol/conc. methanolic ammonia (95:5:1 to 90:10:1) as eluant.

[1231] Yield: 630 mg (35% of theory)

[1232] R_f value: 0.24 (silica gel, methylene chloride/methanol/conc. aqueous ammonia=90:10:1)

[1233] Mass spectrum (ESI⁺): $m/z=419$ [M+H]⁺

EXAMPLE IX

[1234] 2-[3-(tert.-butyloxycarbonylamino)-piperidin-1-yl]-3-(3-methyl-2-buten-1-yl)-4-ethoxycarbonyl-5-[[ethoxycarbonylamino]carbonyl]amino}3H-imidazole 2.97 ml of ethyl isocyanatoformate are added to 4.00 g of 2-[3-(tert.-butyloxycarbonylamino)-piperidin-1-yl]-3-(3-methyl-2-buten-1-yl)-4-ethoxycarbonyl-5-amino-3H-imidazole in 90 ml of 1,2-dimethoxyethane and the light brown solution is heated overnight at 120° C. in an oil bath. Then a further 0.6 ml of ethyl isocyanatoformate is added and heating is continued for a further four hours. For working up the reaction mixture is combined with saturated potassium carbonate solution and extracted with ethyl acetate. The organic phase is dried over magnesium sulphate, evaporated down and purified through a silica gel column with methylene chloride/methanol/conc. methanolic ammonia (98:2:1 to 90:10:1) as eluant.

[1235] Yield: 2.27 g (45% of theory)

[1236] R_f value: 0.29 (silica gel, methylene chloride/methanol/conc. aqueous ammonia=90:10:1)

[1237] Mass spectrum (ESI⁺): $m/z=537$ [M+H]⁺

EXAMPLE X

[1238] 2-[3-(tert.-butyloxycarbonylamino)-piperidin-1-yl]-3-(3-methyl-2-buten-1-yl)-4-ethoxycarbonyl-5-amino-3H-imidazole

[1239] Prepared by refluxing cyanimino-[N-(3-methyl-2-buten-1-yl)-N-(ethoxycarbonylmethyl)-amino]-[3-(tert.-butyloxycarbonylamino)-piperidin-1-yl]methane with sodium in ethanol.

[1240] R_f value: 0.26 (aluminium oxide, ethyl acetate/petroleum ether=8:2)

[1241] Mass spectrum (ESI⁺): $m/z=422$ [M+H]⁺

EXAMPLE XI

[1242] Cyanimino-[N-(3-methyl-2-buten-1-yl)-N-(ethoxycarbonylmethyl)-amino]-[3-(tert.-butyloxycarbonylamino)-piperidin-1-yl]-methane

[1243] Prepared by reacting cyanimino-[N-(3-methyl-2-buten-1-yl)-N-(ethoxycarbonylmethyl)-amino]-phenyloxy-methane with 3-(tert.-butyloxycarbonylamino)-piperidine in the presence of potassium carbonate in N,N-dimethylformamide at ambient temperature.

[1244] R_f value: 0.10 (silica gel, petroleum ether/ethyl acetate=6:4)

[1245] Mass spectrum (ESI⁺): $m/z=422$ [M+H]⁺

EXAMPLE XII

[1246] cyanimino-[N-(3-methyl-2-buten-1-yl)-N-(ethoxycarbonylmethyl)-amino]phenyloxy-methane

[1247] Prepared by reacting cyanimino-[(ethoxycarbonylmethyl)amino]-phenyloxy-methane with 1-bromo-3-methyl-2-butene in the presence of potassium carbonate in acetone at ambient temperature.

[1248] R_f value: 0.70 (silica gel, cyclohexane/ethyl acetate=1:1)

[1249] Mass spectrum (ESI⁺): $m/z=316$ [M+H]⁺

EXAMPLE XIII

[1250] cyanimino-[(ethoxycarbonylmethyl)amino]-phenyloxy-methane

[1251] Prepared by reacting diphenylcyanocarbonimidate with ethyl aminoacetatehydrochloride in the presence of triethylamine in isopropanol at ambient temperature (analogously to R. Besse et al., *Tetrahedron* 1990, 46, 7803-7812).

[1252] R_f value: 0.73 (silica gel, petroleum ether/ethyl acetate=8:2)

[1253] Mass spectrum (ESI⁺): $m/z=248$ [M+H]⁺

EXAMPLE XIV

[1254] 1-methyl-3-[(methoxycarbonyl)methyl]-7-(2-cyano-benzyl)-8-chloro-xanthine

[1255] Prepared by reacting 1-methyl-7-(2-cyano-benzyl)-8-chloro-xanthine with methyl bromoacetate in the presence of potassium carbonate in N,N-dimethylformamide at ambient temperature.

[1256] R_f value: 0.80 (silica gel, methylene chloride/methanol=9:1)

[1257] Mass spectrum (ESI⁺): $m/z=388, 390$ [M+H]⁺

[1258] The following compounds are obtained analogously to Example XIV:

[1259] (1) 1-methyl-3-cyanomethyl-7-(2-cyano-benzyl)-8-chloro-xanthine

[1260] Mass spectrum (ESI⁺): $m/z=355, 357$ [M+H]⁺

[1261] (2) 1-methyl-3-(2-propyn-1-yl)-7-(2-cyano-benzyl)-8-chloro-xanthine

[1262] R_f value: 0.80 (silica gel, methylene chloride/methanol=95:5)

[1263] Mass spectrum (ESI⁺): $m/z=354, 356$ [M+H]⁺

[1264] (3) 1-methyl-3-(2-propen-1-yl)-7-(2-cyano-benzyl)-8-chloro-xanthine

[1265] R_f value: 0.90 (silica gel, methylene chloride/methanol=95:5)

[1266] Mass spectrum (ESI⁺): $m/z=356, 358$ [M+H]⁺

[1267] (4) 1-(2-phenyl-2-oxo-ethyl)-3-cyanomethyl-7-(3-methyl-2-buten-1-yl)-8-[3-(tert.-butyloxycarbonylamino)-piperidin-1-yl]-xanthine

[1268] R_f value: 0.78 (silica gel, methylene chloride/methanol/conc. aqueous ammonia=90:10:1)

[1269] Mass spectrum (ESI⁺): $m/z=576$ [M+H]⁺

[1270] (5) 1-methyl-3-isopropyl-7-(2-cyano-benzyl)-8-chloro-xanthine

[1271] Mass spectrum (ESI⁺): $m/z=358, 360$ [M+H]⁺

EXAMPLE XV

[1272] 1-methyl-7-(2-cyano-benzyl)-8-chloro-xanthine

[1273] Prepared by treating 1-methyl-3-[(2-trimethylsilyl-ethyl-ethoxy)methyl]-7-(2-cyano-benzyl)-8-chloro-xanthine with trifluoroacetic acid in methylene chloride at ambient temperature.

[1274] R_f value: 0.50 (silica gel, methylene chloride/methanol=9:1)

[1275] Mass spectrum (ESI⁺): $m/z=316, 318$ [M+H]⁺

[1276] The following compounds are obtained analogously to Example XV:

[1277] (1) 1-(2-phenyl-2-oxo-ethyl)-3-methyl-8-bromo-xanthine

[1278] R_f value: 0.26 (silica gel, methylene chloride/methanol=95:5)

[1279] Mass spectrum (ESI[—]): $m/z=361, 363$ [M-H][—]

[1280] (2) 1-[(4-oxo-3,4-dihydro-phthalazin-1-yl)methyl]-3-methyl-7-(3-methyl-2-buten-1-yl)-8-(3-amino-piperidin-1-yl)-xanthine

[1281] (As the compound still contains impurities which cannot be removed by chromatography, the material is again converted into the BOC-protected derivative and then purified by chromatography, cf. Ex. XXV(1).)

[1282] Mass spectrum (ESI⁺): $m/z=491$ [M+H]⁺

EXAMPLE XVI

[1283] 1-methyl-3-[(2-trimethylsilyl-ethyl-ethoxy)methyl]-7-(2-cyano-benzyl)-8-chloro-xanthine

[1284] Prepared by chlorination of 1-methyl-3-[(2-trimethylsilyl-ethyl-ethoxy)methyl]-7-(2-cyano-benzyl)-xanthine with N-chlorosuccinimide in dichloroethane while refluxing.

[1285] Mass spectrum (EI): $m/z=445, 447$ [M]⁺

EXAMPLE XVII

[1286] 7-(2-cyano-benzyl)-xanthine

[1287] Prepared by treating 16.68 g of 2-amino-7-(2-cyano-benzyl)-1,7-dihydro-purin-6-one with 17.00 g of sodium nitrite in a mixture of 375 ml of conc. acetic acid, 84 ml of water and 5.2 ml of conc. hydrochloric acid at 50° C.

[1288] Yield: 8.46 g (50% of theory)

[1289] Mass spectrum (ESI⁺): $m/z=268$ [M+H]⁺

EXAMPLE XVIII

[1290] 2-amino-7-(2-cyano-benzyl)-1,7-dihydro-purin-6-one

[1291] Prepared by reacting 20.00 g of guanosine-hydrate with 22.54 g of 2-cyanobenzylbromide in dimethylsulphoxide at 60° C. and subsequent treatment with 57 ml of conc. hydrochloric acid.

[1292] Yield: 18.00 g (97% of theory)

[1293] Mass spectrum (ESI⁺): m/z=267 [M+H]⁺

EXAMPLE XIX

[1294] 1-{2-[3-(2-oxo-imidazolidin-1-yl)-phenyl]-2-oxo-ethyl}-3-methyl-7-(3-methyl-2-buten-1-yl)-8-[3-(tert.-butyloxycarbonylamino)-piperidin-1-yl]-xanthine

[1295] Prepared by treating 1-[2-(3-[[2-chloro-ethylamino)carbonyl]amino]-phenyl)-2-oxo-ethyl]-3-methyl-7-(3-methyl-2-buten-1-yl)-8-[3-(tert.-butyloxycarbonylamino)-piperidin-1-yl]-xanthine with potassium-tert. butoxide in N,N-dimethylformamide at ambient temperature.

[1296] R_f value: 0.50 (silica gel, methylene chloride/methanol=9:1)

EXAMPLE XX

[1297] 1-[2-(3-[[2-chloro-ethylamino)carbonyl]amino]-phenyl)-2-oxo-ethyl]-3-methyl-7-(3-methyl-2-buten-1-yl)-8-[3-(tert.-butyloxycarbonylamino)-piperidin-1-yl]-xanthine

[1298] Prepared by reacting 221 mg of 1-[2-(3-amino-phenyl)-2-oxo-ethyl]-3-methyl-7-(3-methyl-2-buten-1-yl)-8-[3-(tert.-butyloxycarbonylamino)-piperidin-1-yl]-xanthine with 60 μl of 2-chloroethyl isocyanate in 3 ml methylene chloride at ambient temperature.

[1299] Yield: 163 mg (64% of theory)

[1300] R_f value: 0.20 (silica gel, cyclohexane/ethyl acetate/methanol=6:3:1)

[1301] Mass spectrum (ESI⁺): m/z=671, 673 [M+H]⁺

[1302] The following compounds are obtained analogously to Example XX:

[1303] (1) 1-[2-(2-[[2-(ethoxycarbonylamino)carbonyl]amino]-phenyl)-2-oxo-ethyl]-3-methyl-7-(3-methyl-2-buten-1-yl)-8-[3-(tert.-butyloxycarbonylamino)-piperidin-1-yl]-xanthine

[1304] (Carried out in N,N-dimethylformamide at 30° C.)

[1305] R_f value: 0.26 (silica gel, cyclohexane/ethyl acetate=4:6)

[1306] Mass spectrum (ESI⁺): m/z=681 [M+H]⁺

EXAMPLE XXI

[1307] 1-[2-(3-amino-phenyl)-2-oxo-ethyl]-3-methyl-7-(3-methyl-2-buten-1-yl)-8-[3-(tert.-butyloxycarbonylamino)-piperidin-1-yl]-xanthine

[1308] Prepared by treating 1-[2-(3-nitro-phenyl)-2-oxo-ethyl]-3-methyl-7-(3-methyl-2-buten-1-yl)-8-[3-(tert.-butyloxycarbonylamino)-piperidin-1-yl]-xanthine with iron powder in a mixture of ethanol, water and glacial acetic acid (80:25:10) at 100° C.

[1309] R_f value: 0.55 (silica gel, cyclohexane/ethyl acetate/methanol/conc. aqueous ammonia=50:30:20:1)

[1310] Mass spectrum (ESI⁺): m/z=566 [M+H]⁺

[1311] The following compounds are obtained analogously to Example XXI:

[1312] (1) 1-[2-(2-amino-phenyl)-2-oxo-ethyl]-3-methyl-7-(3-methyl-2-buten-1-yl)-8-[3-(tert.-butyloxycarbonylamino)-piperidin-1-yl]-xanthine

[1313] Mass spectrum (ESI⁺): m/z=566 [M+H]⁺

[1314] (2) 1-[2-(2-amino-phenyl)-2-oxo-ethyl]-3-methyl-7-(3-methyl-2-buten-1-yl)-8[(S)-3-(tert.-butyloxycarbonylamino)-piperidin-1-yl]-xanthine

[1315] Mass spectrum (ESI⁺): m/z=566 [M+H]⁺

[1316] (3) 1-[(5-amino-isoquinolin-1-yl)methyl]-3-methyl-7-(3-methyl-2-buten-1-yl)-8-[3-(tert.-butyloxycarbonylamino)-piperidin-1-yl]-xanthine

[1317] R_f value: 0.22 (silica gel, ethyl acetate)

[1318] Mass spectrum (ESI⁺): m/z=589 [M+H]⁺

[1319] (4) 1-[2-(2-amino-phenyl)-2-oxo-ethyl]-3-methyl-7-[(1-cyclopenten-1-yl)methyl]-8-bromo-xanthine

[1320] Mass spectrum (ESI⁺): m/z=458, 460 [M+H]⁺

[1321] (5) 1-[2-(2-amino-phenyl)-2-oxo-ethyl]-3-methyl-7-((E)-2-buten-1-yl)-8-bromo-xanthine

[1322] (product contains approx. 10% of Z isomer)

[1323] R_f value: 0.55 (silica gel, cyclohexane/ethyl acetate=4:6)

[1324] Mass spectrum (ESI⁺): m/z=432, 434 [M+H]⁺

[1325] (6) 1-[2-(2-amino-phenyl)-2-oxo-ethyl]-3-methyl-7-(2-butyn-1-yl)-8-bromo-xanthine

[1326] R_f value: 0.50 (silica gel, methylene chloride/methanol=95:5)

[1327] Mass spectrum (ESI⁺): m/z=430, 432 [M+H]⁺

[1328] (7) 1-[2-(2-amino-phenyl)-2-oxo-ethyl]-3-methyl-7-((E)-2-buten-1-yl)-8-[(R)-3-(tert.-butyloxycarbonylamino)-piperidin-1-yl]-xanthine

[1329] Mass spectrum (ESI⁺): m/z=552 [M+H]⁺

[1330] (8) 1-[2-(2-amino-phenyl)-2-oxo-ethyl]-3-methyl-7-((E)-2-buten-1-yl)-8-[(S)-3-(tert.-butyloxycarbonylamino)-piperidin-1-yl]-xanthine

[1331] Mass spectrum (ESI⁺): m/z=552 [M+H]⁺

[1332] (9) 1-[2-(2-amino-3-methoxy-phenyl)-2-oxo-ethyl]-3-methyl-7-(3-methyl-2-buten-1-yl)-8-[3-(tert.-butyloxycarbonylamino)-piperidin-1-yl]-xanthine

[1333] R_f value: 0.82 (silica gel, ethyl acetate/petroleum ether=4:1)

[1334] Mass spectrum (ESI⁺): m/z=596 [M+H]⁺

EXAMPLE XXII

[1335] 1-(2-{2-[(ethylcarbonyl)amino]-phenyl}-2-oxo-ethyl)-3-methyl-7-(3-methyl-2-buten-1-yl)-8-[3-(tert.-butyloxycarbonylamino)-piperidin-1-yl]-xanthine

[1336] Prepared by reacting 248 mg of 1-[2-(2-amino-phenyl)-2-oxo-ethyl]-3-methyl-7-(3-methyl-2-buten-1-yl)-8-[3-(tert.-butyloxycarbonylamino)-piperidin-1-yl]-xanthine with 40 μ l of propionic acid chloride in the presence of 60 μ l of pyridine in N,N-dimethylformamide at 80° C.

[1337] Yield: 168 mg (62% of theory)

[1338] R_f value: 0.55 (silica gel, cyclohexane/ethyl acetate=3:7)

[1339] Mass spectrum (ESI⁺): m/z=622 [M+H]⁺

[1340] The following compounds are obtained analogously to Example XXII:

[1341] (1) 1-(5-[(methoxycarbonyl)methylamino]-isoquinolin-1-yl)methyl-3-methyl-7-(3-methyl-2-buten-1-yl)-8-[3-(tert.-butyloxycarbonylamino)-piperidin-1-yl]-xanthine

[1342] (Carried out with methyl bromoacetate and potassium carbonate)

[1343] R_f value: 0.42 (silica gel, methylene chloride/methanol=95:5)

[1344] Mass spectrum (ESI⁺): m/z=661 [M+H]⁺

[1345] (2) 1-[2-(2-acetylamino-phenyl)-2-oxo-ethyl]-3-methyl-7-((E)-2-buten-1-yl)-8-[3-(tert.-butyloxycarbonylamino)-piperidin-1-yl]-xanthine (product contains approx. 10% of Z isomer)

[1346] Mass spectrum (ESI⁺): m/z=594 [M+H]⁺

[1347] (3) 1-(2-{2-[(isopropylcarbonyl)amino]-phenyl}-2-oxo-ethyl)-3-methyl-7-((E)-2-buten-1-yl)-8-[3-(tert.-butyloxycarbonylamino)-piperidin-1-yl]-xanthine

[1348] (product contains approx. 10% of Z isomer)

[1349] Mass spectrum (ESI⁺): m/z=622 [M+H]⁺

[1350] (4) 1-[2-(2-acetylamino-phenyl)-2-oxo-ethyl]-3-methyl-7-(3-methyl-2-buten-1-yl)-8-[(S)-3-(tert.-butyloxycarbonylamino)-piperidin-1-yl]-xanthine

[1351] R_f value: 0.50 (silica gel, cyclohexane/ethyl acetate=3:7)

[1352] Mass spectrum (ESI⁺): m/z=608 [M+H]⁺

[1353] (5) 1-[2-(2-acetylamino-phenyl)-2-oxo-ethyl]-3-methyl-7-(2-butyn-1-yl)-8-[3-(tert.-butyloxycarbonylamino)-piperidin-1-yl]-xanthine

[1354] R_f value: 0.34 (silica gel, cyclohexane/ethyl acetate=3:7)

[1355] Mass spectrum (ESI⁺): m/z=592 [M+H]⁺

[1356] (6) 1-(2-{2-[(isopropylcarbonyl)amino]-phenyl}-2-oxo-ethyl)-3-methyl-7-(3-methyl-2-buten-1-yl)-8-[3-(tert.-butyloxycarbonylamino)-piperidin-1-yl]-xanthine

[1357] R_f value: 0.25 (silica gel, cyclohexane/ethyl acetate=1:1)

[1358] Mass spectrum (ESI⁺): m/z=636 [M+H]⁺

[1359] (7) 1-(2-{2-[(isopropylcarbonyl)amino]-phenyl}-2-oxo-ethyl)-3-methyl-7-(2-butyn-1-yl)-8-[3-(tert.-butyloxycarbonylamino)-piperidin-1-yl]-xanthine

[1360] R_f value: 0.44 (silica gel, methylene chloride/methanol=95:5)

[1361] Mass spectrum (ESI⁺): m/z=620 [M+H]⁺

[1362] (8) 1-[2-(2-acetylamino-phenyl)-2-oxo-ethyl]-3-methyl-7-(2-butyn-1-yl)-8-[(S)-3-(tert.-butyloxycarbonylamino)-piperidin-1-yl]-xanthine

[1363] R_f value: 0.34 (silica gel, cyclohexane/ethyl acetate=3:7)

[1364] Mass spectrum (ESI⁺): m/z=592 [M+H]⁺

[1365] (9) 1-(2-{2-[(isopropylcarbonyl)amino]-phenyl}-2-oxo-ethyl)-3-methyl-7-(2-butyn-1-yl)-8-[(S)-3-(tert.-butyloxycarbonylamino)-piperidin-1-yl]-xanthine

[1366] R_f value: 0.44 (silica gel, methylene chloride/methanol=95:5)

[1367] Mass spectrum (ESI⁺): m/z=620 [M+H]⁺

[1368] (10) 1-(2-{2-[(methoxycarbonyl)amino]-phenyl}-2-oxo-ethyl)-3-methyl-7-(3-methyl-2-buten-1-yl)-8-[3-(tert.-butyloxycarbonylamino)-piperidin-1-yl]-xanthine

[1369] (Carried out in acetonitrile at 55° C.)

[1370] R_f value: 0.25 (silica gel, cyclohexane/ethyl acetate=1:1)

[1371] Mass spectrum (ESI⁺): m/z=624 [M+H]⁺

[1372] (11) 1-(2-{2-[(isopropylcarbonyl)amino]-phenyl}-2-oxo-ethyl)-3-methyl-7-((E)-2-buten-1-yl)-8-[(S)-3-(tert.-butyloxycarbonylamino)-piperidin-1-yl]-xanthine (Carried out in acetonitrile at 65° C.)

[1373] R_f value: 0.50 (silica gel, cyclohexane/ethyl acetate/isopropanol=14:3:3)

[1374] Mass spectrum (ESI⁺): m/z=622 [M+H]⁺

[1375] (12) 1-(2-{2-[(ethylcarbonyl)amino]-phenyl}-2-oxo-ethyl)-3-methyl-7-((E)-2-buten-1-yl)-8-[(R)-3-(tert.-butyloxycarbonylamino)-piperidin-1-yl]-xanthine

[1376] Mass spectrum (ESI⁺): m/z=608 [M+H]⁺

[1377] (13) 1-[2-(2-acetylamino-phenyl)-2-oxo-ethyl]-3-methyl-7-((E)-2-buten-1-yl)-8-[(R)-3-(tert.-butyloxycarbonylamino)-piperidin-1-yl]-xanthine

[1378] Mass spectrum (ESI⁺): m/z=594 [M+H]⁺

[1379] (14) 1-[2-(2-acetylamino-phenyl)-2-oxo-ethyl]-3-methyl-7-((E)-2-buten-1-yl)-8-[(S)-3-(tert.-butyloxycarbonylamino)-piperidin-1-yl]-xanthine

[1380] R_f value: 0.28 (silica gel, cyclohexane/ethyl acetate/isopropanol=8:1:1)

[1381] Mass spectrum (ESI⁺): m/z=594 [M+H]⁺

[1382] (15) 1-(2-{2-[(isopropylcarbonyl)amino]-phenyl}-2-oxo-ethyl)-3-methyl-7-(2-butyn-1-yl)-8-[(R)-3-(tert.-butyloxycarbonylamino)-piperidin-1-yl]-xanthine

[1383] R_f value: 0.90 (silica gel, methylene chloride/methanol=9:1)

[1384] (16) 1-(2-{2-[(isopropylcarbonyl)amino]-phenyl}-2-oxo-ethyl)-3-methyl-7-((E)-2-buten-1-yl)-8-[(R)-3-(tert.-butyloxycarbonylamino)-piperidin-1-yl]-xanthine

[1385] (Carried out in 1,2-dichloroethane at 45° C.)

[1386] R_f value: 0.30 (silica gel, cyclohexane/ethyl acetate/isopropanol=8:1:1)

[1387] Mass spectrum (ESI⁺): m/z=622 [M+H]⁺

[1388] (17) 1-(2-{2-[(ethylcarbonyl)amino]-phenyl}-2-oxo-ethyl)-3-methyl-7-((E)-2-buten-1-yl)-8-[(S)-3-(tert.-butyloxycarbonylamino)-piperidin-1-yl]-xanthine

[1389] R_f value: 0.48 (silica gel, cyclohexane/ethyl acetate/isopropanol=14:3:3)

[1390] Mass spectrum (ESI⁺): m/z=608 [M+H]⁺

[1391] (18) 1-(2-{2-[(ethylcarbonyl)amino]-phenyl}-2-oxo-ethyl)-3-methyl-7-(2-butyn-1-yl)-8-[(R)-3-(tert.-butyloxycarbonylamino)-piperidin-1-yl]-xanthine

[1392] Mass spectrum (ESI⁺): m/z=606 [M+H]⁺

[1393] (19) 1-(2-{2-[(ethylcarbonyl)amino]-phenyl}-2-oxo-ethyl)-3-methyl-7-(2-butyn-1-yl)-8-[(S)-3-(tert.-butyloxycarbonylamino)-piperidin-1-yl]-xanthine

[1394] R_f value: 0.22 (silica gel, methylene chloride/methanol=95:5)

[1395] (20) 1-(2-{2-[(phenylcarbonyl)amino]-phenyl}-2-oxo-ethyl)-3-methyl-7-((E)-2-buten-1-yl)-8-[3-(tert.-butyloxycarbonylamino)-piperidin-1-yl]-xanthine

[1396] R_f value: 0.55 (silica gel, cyclohexane/ethyl acetate/isopropanol=14:3:3)

[1397] Mass spectrum (ESI⁺): m/z=656 [M+H]⁺

[1398] (21) 1-(2-{2-[(cyclopropylcarbonyl)amino]-phenyl}-2-oxo-ethyl)-3-methyl-7-[(1-cyclopenten-1-yl)methyl]-8-[3-(tert.-butyloxycarbonylamino)-piperidin-1-yl]-xanthine

[1399] (Carried out with HONig base and 4-dimethylamino-pyridine in methylene chloride)

[1400] R_f value: 0.60 (silica gel, methylene chloride/methanol=18:1)

EXAMPLE XXIII

[1401] 1-(2-{3-[(methoxycarbonyl)methoxy]-phenyl}-2-oxo-ethyl)-3-methyl-7-(3-methyl-2-buten-1-yl)-8-(3-amino-piperidin-1-yl)-xanthine

[1402] Prepared by treating 1-(2-{3-[(methoxycarbonyl)methoxy]-phenyl}-2-oxo-ethyl)-3-methyl-7-(3-methyl-2-buten-1-yl)-8-13-(tert.-butyloxycarbonylamino)-piperidin-1-yl]-xanthine with trifluoroacetic acid in methylene chloride at ambient temperature.

[1403] Mass spectrum (ESI⁺): m/z=539 [M+H]⁺

[1404] The following compounds are obtained analogously to Example XXIII:

[1405] (1) 1-(2-{2-[(methoxycarbonyl)methoxy]-phenyl}-2-oxo-ethyl)-3-methyl-7-(3-methyl-2-buten-1-yl)-8-(3-amino-piperidin-1-yl)-xanthine

[1406] Mass spectrum (ESI⁺): m/z=539 [M+H]⁺

EXAMPLE XXIV

[1407] 1-methyl-3-phenyl-7-(2-cyano-benzyl)-8-chloro-xanthine

[1408] A mixture of 829 mg of 1-methyl-7-(2-cyano-benzyl)-8-chloro-xanthine, 640 mg of phenylboric acid, 509 mg of anhydrous copper acetate and 0.43 ml of pyridine in 20 ml methylene chloride is stirred for four days at ambient temperature in the presence of 100 mg of 4 Å molecular sieves. Then another 320 mg of phenylboric acid are added and the reaction mixture is stirred for another day at ambient temperature. For working up the mixture is filtered through talc and washed with ethyl acetate. The filtrate is evaporated down and chromatographed through a silica gel column with cyclohexane/ethyl acetate (7:3 to 1:1) as eluant.

[1409] Yield: 142 mg (14% of theory)

[1410] Mass spectrum (ESI⁺): m/z=392, 394 [M+H]⁺

EXAMPLE XXV

[1411] 1-(2-phenyl-2-oxo-ethyl)-7-(3-methyl-2-buten-1-yl)-8-[3-(tert.-butyloxycarbonyl-amino)-piperidin-1-yl]-xanthine

[1412] Prepared by reacting 1-(2-phenyl-2-oxo-ethyl)-7-(3-methyl-2-buten-1-yl)-8-(3-amino-piperidin-1-yl)-xanthine with di-tert.butyl pyrocarbonate in the presence of Hünig base in methylene chloride at ambient temperature.

[1413] R_f value: 0.27 (silica gel, methylene chloride/methanolconc. aqueous ammonia=90:10:1)

[1414] The following compounds are obtained analogously to Example XXV:

[1415] (1) 1-[(4-oxo-3,4-dihydro-phthalazin-1-yl)methyl]-3-methyl-7-(3-methyl-2-buten-1-yl)-8-[3-(tert.-butyloxycarbonyl-amino)-piperidin-1-yl]-xanthine

[1416] R_f value: 0.27 (silica gel, methylene chloride/methanol=95:5)

[1417] Mass spectrum (ESI⁺): m/z=591 [M+H]⁺

[1418] (2) 7-acetyl-1-(tert.-butyloxycarbonyl)-1H-indole

[1419] R_f value: 0.82 (silica gel, methylene chloride/petroleum ether/ethyl acetate=5:4:1)

[1420] Mass spectrum (ESI⁺): m/z=260 [M+H]⁺

EXAMPLE XXVI

[1421] 1-[(cinnolin-4-yl)methyl]-3-methyl-7-(3-methyl-2-buten-1-yl)-8-chloro-xanthine and 1-[(1,4-dihydro-cinnolin-4-yl)methyl]-3-methyl-7-(3-methyl-2-buten-1-yl)-8-chloro-xanthine 510 mg of a mixture of (cinnolin-4-yl)-methanol and (1,4-dihydro-cinnolin-4-yl)methanol (see Ex. XXVII) are added to 830 mg of 3-methyl-7-(3-methyl-2-buten-1-yl)-8-chloro-xanthine and 1.25 g of triphenylphosphine in 25 ml of tetrahydrofuran. The reaction mixture is combined with 0.92 ml diethyl azodicarboxylate and stirred overnight at ambient temperature. Then it is evaporated down and chromatographed through a silica gel column with ethyl acetate/petroleum ether (7:3 to 0:1) as eluant. A mixture of cinnoline and 1,4-dihydro-cinnoline compound is obtained.

- [1422] Yield: 660 mg (52% of theory)
- [1423] R_f value: 0.60 (silica gel, ethyl acetate/petroleum ether=7:3)
- [1424] The following compounds are obtained analogously to Example XXVI:
- [1425] (1) 1-({4-oxo-3-[(2-trimethylsilylanyl-ethoxy)methyl]-3,4-dihydro-phthalazin-1-yl}methyl)-3-methyl-7-(3-methyl-2-buten-1-yl)-8-chloro-xanthine
- [1426] R_f value: 0.85 (silica gel, methylene chloride/methanol=95:5)
- [1427] Mass spectrum (ESI⁺): $m/z=557, 559$ [M+H]⁺
- [1428] (2) 1-[(isoquinolin-3-yl)methyl]-3-methyl-7-(3-methyl-2-buten-1-yl)-8-chloro-xanthine
- [1429] Melting point: 194-195° C.
- [1430] Mass spectrum (ESI⁺): $m/z=410, 412$ [M+H]⁺
- [1431] (3) 1-[(3-methyl-4-oxo-3,4-dihydro-phthalazin-1-yl)methyl]-3-methyl-7-(3-methyl-2-buten-1-yl)-8-chloro-xanthine
- [1432] R_f value: 0.66 (silica gel, ethyl acetate)
- [1433] Mass spectrum (ESI⁺): $m/z=441, 443$ [M+H]⁺
- [1434] (4) 1-[(quinolin-4-yl)methyl]-3-methyl-7-(2-butyln-1-yl)-8-bromo-xanthine
- [1435] (Carried out with potassium carbonate)
- [1436] R_f value: 0.45 (silica gel, ethyl acetate)
- [1437] Mass spectrum (ESI⁺): $m/z=438, 440$ [M+H]⁺
- [1438] (5) 1-[(isoquinolin-1-yl)methyl]-3-methyl-7-(2-butyln-1-yl)-8-bromo-xanthine
- [1439] R_f value: 0.78 (silica gel, ethyl acetate)
- [1440] Mass spectrum (ESI⁺): $m/z=438, 440$ [M+H]⁺
- [1441] (6) 1-[(4-dimethylamino-naphthalen-1-yl)methyl]-3-methyl-7-(2-butyln-1-yl)-8[3-(tert.-butyloxycarbonylamino)-piperidin-1-yl]-xanthine
- [1442] R_f value: 0.80 (silica gel, ethyl acetate)
- [1443] Mass spectrum (ESI⁺): $m/z=600$ [M+H]⁺
- [1444] (7) 1-[(isoquinolin-1-yl)methyl]-3-methyl-7-((E)-2-buten-1-yl)-8-bromo-xanthine (The product contains approx. 20% of Z isomer)
- [1445] R_f value: 0.71 (silica gel, ethyl acetate)
- [1446] Mass spectrum (ESI⁺): $m/z=440, 442$ [M+H]⁺
- [1447] (8) 1-[(1-methyl-1H-indol-2-yl)methyl]-3-methyl-7-(2-butyln-1-yl)-8-bromo-xanthine
- [1448] R_f value: 0.95 (silica gel, methylene chloride/methanol=95:5)
- [1449] Mass spectrum (ESI⁺): $m/z=440, 442$ [M+H]⁺
- [1450] (9) 1-[(quinolin-3-yl)methyl]-3-methyl-7-(2-butyln-1-yl)-8-bromo-xanthine
- [1451] R_f value: 0.55 (silica gel, ethyl acetate/petroleum ether=8:2)
- [1452] Mass spectrum (ESI⁺): $m/z=438, 440$ [M+H]⁺
- [1453] (10) 1-[[1-(tert.-butyloxycarbonylamino)-1H-indol-2-yl]methyl]-3-methyl-7-(2-butyln-1-yl)-8-bromo-xanthine
- [1454] R_f value: 0.74 (silica gel, petroleum ether/ethyl acetate=1:1)
- [1455] Mass spectrum (ESI⁺): $m/z=526, 528$ [M+H]⁺
- [1456] (11) 1-({2-methyl-1-[(2-trimethylsilylanyl-ethoxy)methyl]-1H-benzoimidazol-5-yl}methyl)-3-methyl-7-(2-butyln-1-yl)-8-bromo-xanthine (mixed with 1-({2-methyl-3-[(2-trimethylsilylanyl-ethoxy)methyl]-3H-benzoimidazol-5-yl-methyl}-3-methyl-7-(2-butyln-1-yl)-8-bromo-xanthine)
- [1457] Mass spectrum (ESI⁺): $m/z=571, 573$ [M+H]⁺
- [1458] (12) 1-[(1-[(2-trimethylsilylanyl-ethoxy)methyl]-1H-benzoimidazol-5-yl)methyl]-3-methyl-7-(2-butyln-1-yl)-8-bromo-xanthine (mixed with 1-[(3-[(2-trimethylsilylanyl-ethoxy)methyl]-3H-benzoimidazol-5-yl)methyl]-3-methyl-7-(2-butyln-1-yl)-8-bromo-xanthine)
- [1459] R_f value: 0.50 (silica gel, methylene chloride/methanol=95:5)
- [1460] Mass spectrum (ESI⁺): $m/z=557, 559$ [M+H]⁺
- [1461] (13) 1-[(pyrazolo[1,5-a]pyridin-2-yl)methyl]-3-methyl-7-(2-butyln-1-yl)-8-bromo-xanthine
- [1462] R_f value: 0.35 (silica gel, petroleum ether/ethyl acetate=1:2)
- [1463] Mass spectrum (ESI⁺): $m/z=427, 429$ [M+H]⁺

EXAMPLE XXVII

[1464] (cinnolin-4-yl)-methanol and (1,4-dihydro-cinnolin-4-yl)-methanol

[1465] A solution of 1.00 g of methyl cinnolin-4-carboxylate in 15 ml diethyl ether is added dropwise at 0° C. to a suspension of 222 mg of lithium aluminium hydride in 5 ml of diethyl ether. After 1.5 hours water is carefully added dropwise to the reaction mixture, this is stirred with methylene chloride and suction filtered through a glass fibre filter. The aqueous phase is extracted with methylene chloride and the combined organic phases are dried over magnesium sulphate and evaporated down. According to ¹H-NMR a mixture of cinnoline and 1,4-dihydro-cinnoline compound is obtained as a yellow oil which is reacted further without any more purification.

[1466] Yield: 530 mg (62% of theory)

[1467] R_f value: 0.63 (silica gel, ethyl acetate)

[1468] Mass spectrum (ESI⁺): $m/z=161$ [M+H]⁺ and 163 [M₂+H]⁺

[1469] The following compounds are obtained analogously to Example XXVII:

[1470] (1) {2-methyl-1-[(2-trimethylsilylanyl-ethoxy)methyl]-1H-benzoimidazol-5-yl}methanol (mixed with {2-methyl-3-[(2-trimethylsilylanyl-ethoxy)methyl]-3H-benzoimidazol-5-yl}-methanol)

[1471] Mass spectrum (ESI⁺): $m/z=293$ [M+H]⁺

- [1472] (2) (2,3,8-trimethyl-quinoxalin-6-yl)-methanol
- [1473] R_f value: 0.45 (silica gel, petroleum ether/ethyl acetate=1:2)
- [1474] Mass spectrum (ESI⁺): $m/z=203$ [M+H]⁺
- [1475] (3) (8-methyl-quinoxalin-6-yl)-methanol
- [1476] R_f value: 0.18 (silica gel, cyclohexane/ethyl acetate=1:1)
- [1477] Mass spectrum (ESI⁺): $m/z=175$ [M+H]⁺
- [1478] (4) (E)-3-pentafluorophenyl-2-propen-1-ol (Carried out with diisobutylaluminium hydride in toluene)
- [1479] Mass spectrum (EI): $m/z=224$ [M]⁺
- [1480] (5) (E)-3-(2-trifluoromethyl-phenyl)-2-propen-1-ol (Carried out with diisobutylaluminium hydride in toluene)
- [1481] (6) (E)-3-(3-trifluoromethyl-phenyl)-2-propen-1-ol (Carried out with diisobutylaluminium hydride in toluene)
- [1482] Mass spectrum (EI): $m/z=202$ [M]⁺
- [1483] (7) (E)-3-(4-trifluoromethyl-phenyl)-2-propen-1-ol (Carried out with diisobutylaluminium hydride in toluene)

EXAMPLE XXVIII

- [1484] 4-hydroxymethyl-2-[(2-trimethylsilylanyl-ethoxy)methyl]-2H-phthalazin-1-one
- [1485] Prepared by treating methyl 4-oxo-3-[(2-trimethylsilylanyl-ethoxy)methyl]-3,4-dihydro-phthalazin-1-carboxylate with sodium borohydride in tetrahydrofuran at 40° C.
- [1486] R_f value: 0.55 (silica gel, cyclohexane/ethyl acetate 1:1)
- [1487] Mass spectrum (ESI⁺): $m/z=307$ [M+H]⁺
- [1488] The following compounds are obtained analogously to Example XXVIII:
- [1489] (1) (3,4-dimethyl-isoquinolin-1-yl)-methanol
- [1490] (Carried out with lithium borohydride in tetrahydrofuran)
- [1491] R_f value: 0.35 (silica gel, petroleum ether/ethyl acetate=2:1)
- [1492] Mass spectrum (ESI⁺): $m/z=188$ [M+H]⁺
- [1493] (2) (3-methyl-imidazo[1,2-a]pyridin-2-yl)-methanol
- [1494] (Carried out with lithium borohydride in tetrahydrofuran)
- [1495] R_f value: 0.48 (silica gel, methylene chloride/methanol/conc. aqueous ammonia=90:10:1)
- [1496] Mass spectrum (ESI⁺): $m/z=163$ [M+H]⁺
- [1497] (3) (3,4-dimethyl-6,7-dihydro-5H-[2]pyridin-1-yl)-methanol
- [1498] (Carried out with lithium borohydride in tetrahydrofuran)
- [1499] R_f value: 0.40 (aluminium oxide, petroleum ether/ethyl acetate=1:1)
- [1500] Mass spectrum (ESI⁺): $m/z=178$ [M+H]⁺

- [1501] (4) (3,4-dimethyl-5,6,7,8-tetrahydro-isoquinolin-1-yl)-methanol
- [1502] (Carried out with lithium borohydride in tetrahydrofuran)
- [1503] R_f value: 0.45 (aluminium oxide, petroleum ether/ethyl acetate=3:1)
- [1504] Mass spectrum (ESI⁺): $m/z=192$ [M+H]⁺
- [1505] (5) 6-hydroxymethyl-1,2,3,4-tetrahydro-phenanthridine
- [1506] (Carried out with lithium borohydride in tetrahydrofuran at ambient temperature)
- [1507] R_f value: 0.40 (silica gel, petroleum ether/ethyl acetate=2:1)
- [1508] Mass spectrum (ESI⁺): $m/z=214$ [M+H]⁺

EXAMPLE XXIX

- [1509] Methyl 4-oxo-3-[(2-trimethylsilylanyl-ethoxy)methyl]-3,4-dihydro-phthalazin-1-carboxylate
- [1510] Prepared by reacting methyl 4-oxo-3,4-dihydro-phthalazin-1-carboxylate with (2-trimethylsilylanyl-ethoxy)methylchloride in the presence of Honig base in methylene chloride at ambient temperature.
- [1511] R_f value: 0.75 (silica gel, cyclohexane/ethyl acetate 6:4)
- [1512] Mass spectrum (ESI⁺): $m/z=335$ [M+H]⁺
- [1513] The following compounds are obtained analogously to Example XXIX:
- [1514] (1) 7-acetyl-3-[(2-trimethylsilylanyl-ethoxy)methyl]-3H-benzooxazol-2-one
- [1515] Mass spectrum (ESI⁺): $m/z=308$ [M+H]⁺
- [1516] (2) 4-acetyl-3-[(2-trimethylsilylanyl-ethoxy)methyl]-3H-benzooxazol-2-one
- [1517] R_f value: 0.87 (silica gel, methylene chloride/methanol=99:1)
- [1518] (3) 4-acetyl-1,3-bis-[(2-trimethylsilylanyl-ethoxy)methyl]-1,3-dihydro-benzoimidazol-2-one
- [1519] (Carried out with potassium-tert. butoxide in N,N-dimethylformamide)
- [1520] R_f value: 0.90 (silica gel, petroleum ether/ethyl acetate=1:1)
- [1521] Mass spectrum (ESI⁺): $m/z=437$ [M+H]⁺
- [1522] (4) 6-methyl-1-[(2-trimethylsilylanyl-ethoxy)methyl]-1H-quinolin-2-one
- [1523] R_f value: 0.78 (silica gel, petroleum ether/ethyl acetate=1:1)
- [1524] Mass spectrum (ESI⁺): $m/z=290$ [M+H]⁺
- [1525] (5) methyl {2-methyl-1-[(2-trimethylsilylanyl-ethoxy)methyl]-1H-benzoimidazol-5-yl}-carboxylate (mixed with methyl {2-methyl-3-[(2-trimethylsilylanyl-ethoxy)methyl]-3H-benzoimidazol-5-yl}-carboxylate)
- [1526] Mass spectrum (ESI⁺): $m/z=321$ [M+H]⁺

EXAMPLE XXX

[1527] 1-[2-(3-methanesulphonyl-phenyl)-2-oxo-ethyl]-3-methyl-7-(3-methyl-2-buten-1-yl)-8-[3-(tert.-butyloxycarbonylamino)-piperidin-1-yl]-xanthine

[1528] 0.22 ml of a 35% hydrogen peroxide solution and 20 mg of sodium tungstate are added to 500 mg of 1-[2-(3-methylsulphonyl-phenyl)-2-oxo-ethyl]-3-methyl-7-(3-methyl-2-buten-1-yl)-8-[3-(tert.-butyloxycarbonylamino)-piperidin-1-yl]-xanthine in 5 ml methylene chloride. The reaction mixture is stirred overnight at ambient temperature, then 1 ml of methanol is added. After another 48 hours a further 1.5 ml of 35% hydrogen peroxide solution, a spatula tip of sodium tungstate and two drops of water are added. The next morning, the oxidation is complete according to thin layer chromatography and the reaction mixture is diluted with 50 ml methylene chloride and washed twice with 30 ml of 10% sodium thiosulphate solution. The organic phase is dried over magnesium sulphate and evaporated down, leaving a viscous resin which is reacted further without any more purification.

[1529] Yield: 530 mg (100% of theory)

[1530] R_f value: 0.72 (silica gel, ethyl acetate)

[1531] Mass spectrum (ESI⁺): $m/z=629$ [M+H]⁺

EXAMPLE XXXI

[1532] 1-[2-(3-carboxy-phenyl)-2-oxo-ethyl]-3-methyl-7-(3-methyl-2-buten-1-yl)-8-[3-(tert.-butyloxycarbonylamino)-piperidin-1-yl]-xanthine

[1533] Prepared by treating 1-[2-(3-methoxycarbonyl-phenyl)-2-oxo-ethyl]-3-methyl-7-(3-methyl-2-buten-1-yl)-8-[3-(tert.-butyloxycarbonylamino)-piperidin-1-yl]-xanthine with 3 M sodium hydroxide solution in methanol at ambient temperature.

[1534] R_f value: 0.34 (silica gel, methylene chloride/methanol=9:1)

[1535] Mass spectrum (ESI⁺): $m/z=595$ [M+H]⁺

[1536] The following compounds are obtained analogously to Example XXXI:

[1537] (1) 1-[2-(2-carboxy-phenyl)-2-oxo-ethyl]-3-methyl-7-(3-methyl-2-buten-1-yl)-8-[3-(tert.-butyloxycarbonylamino)-piperidin-1-yl]-xanthine

[1538] R_f value: 0.49 (silica gel, methylene chloride/methanol=9:1)

[1539] (2) 1-[2-(2-carboxymethoxy-phenyl)-2-oxo-ethyl]-3-methyl-7-(2-buten-1-yl)-8-[3-(tert.-butyloxycarbonylamino)-piperidin-1-yl]-xanthine

[1540] (Carried out with 4 M potassium hydroxide solution in tetrahydrofuran)

[1541] Mass spectrum (ESI⁺): $m/z=609$ [M+H]⁺

[1542] (3) 1-[2-(2-carboxymethylamino-phenyl)-2-oxo-ethyl]-3-methyl-7-((E)-2-buten-1-yl)-8-[(R)-3-(tert.-butyloxycarbonylamino)-piperidin-1-yl]-xanthine

[1543] (Carried out with 4 M potassium hydroxide solution in tetrahydrofuran)

[1544] R_f value: 0.65 (silica gel, cyclohexane/ethyl acetate=3:7)

[1545] Mass spectrum (ESI⁺): $m/z=610$ [M+H]⁺

[1546] (4) 1-carboxymethyl-3-methyl-7-(2-buten-1-yl)-8-[3-(tert.-butyloxycarbonylamino)-piperidin-1-yl]-xanthine

[1547] Mass spectrum (ESI⁺): $m/z=475$ [M+H]⁺

EXAMPLE XXXII

[1548] 1-{2-[3-(methylaminocarbonyl)-phenyl]-2-oxo-ethyl}-3-methyl-7-(3-methyl-2-buten-1-yl)-8-[3-(tert.-butyloxycarbonylamino)-piperidin-1-yl]-xanthine

[1549] A mixture of 190 mg of 1-[2-(3-carboxy-phenyl)-2-oxo-ethyl]-3-methyl-7-(3-methyl-2-buten-1-yl)-8-[3-(tert.-butyloxycarbonylamino)-piperidin-1-yl]-xanthine, 43 μ l of a 40% aqueous methylamine solution, 103 mg of O-(benzotriazol-1-yl)-N,N,N',N'-tetramethyluronium tetrafluoroborate, 43 mg of N-hydroxybenzotriazole and 45 μ l of triethylamine in 3 ml of tetrahydrofuran is stirred for eight hours at ambient temperature. For working up the reaction mixture is diluted with ethyl acetate and washed with water, 10% citric acid solution, 10% potassium carbonate solution and saturated sodium chloride solution. The organic phase is evaporated down and chromatographed through a silica gel column with methylene chloride/methanol (98:2 to 80:20) as eluant.

[1550] Yield: 173 mg (89% of theory)

[1551] R_f value: 0.30 (silica gel, methylene chloride/methanol=20:1)

[1552] Mass spectrum (ESI⁺): $m/z=608$ [M+H]⁺

[1553] The following compounds are obtained analogously to Example XXXII:

[1554] (1) 1-{2-[3-(dimethylaminocarbonyl)-phenyl]-2-oxo-ethyl}-3-methyl-7-(3-methyl-2-buten-1-yl)-8-[3-(tert.-butyloxycarbonylamino)-piperidin-1-yl]-xanthine

[1555] R_f value: 0.28 (silica gel, methylene chloride/methanol=20:1)

[1556] Mass spectrum (ESI⁺): $m/z=622$ [M+H]⁺

[1557] (2) 1-{2-[3-(morpholin-4-yl-carbonyl)-phenyl]-2-oxo-ethyl}-3-methyl-7-(3-methyl-2-buten-1-yl)-8-[3-(tert.-butyloxycarbonylamino)-piperidin-1-yl]-xanthine

[1558] R_f value: 0.30 (silica gel, methylene chloride/methanol=20:1)

[1559] Mass spectrum (ESI⁺): $m/z=664$ [M+H]⁺

[1560] (3) 1-{2-[2-(dimethylaminocarbonyl)-phenyl]-2-oxo-ethyl}-3-methyl-7-(3-methyl-2-buten-1-yl)-8-[3-(tert.-butyloxycarbonylamino)-piperidin-1-yl]-xanthine

[1561] R_f value: 0.30 (silica gel, methylene chloride/methanol=20:1)

[1562] Mass spectrum (ESI⁺): $m/z=622$ [M+H]⁺

[1563] (4) 1-{2-[2-(morpholin-4-yl-carbonyl)-phenyl]-2-oxo-ethyl}-3-methyl-7-(3-methyl-2-buten-1-yl)-8-[3-(tert.-butyloxycarbonylamino)-piperidin-1-yl]-xanthine

[1564] R_f value: 0.30 (silica gel, methylene chloride/methanol=20:1)

[1565] Mass spectrum (ESI⁺): $m/z=664$ [M+H]⁺

[1566] (5) 1-(2-{2-[(isopropylaminocarbonyl)methoxy]-phenyl}-2-oxo-ethyl)-3-methyl-7-(2-butyn-1-yl)-8-[3-(tert.-butyloxycarbonylamino)-piperidin-1-yl]-xanthine

[1567] (Carried out with Hünig base in N,N-dimethylformamide)

[1568] Mass spectrum (ESI⁺): $m/z=650$ [M+H]⁺

[1569] (6) 1-(2-{2-[(ethylaminocarbonyl)methoxy]-phenyl}-2-oxo-ethyl)-3-methyl-7-(2-butyn-1-yl)-8-[3-(tert.-butyloxycarbonylamino)-piperidin-1-yl]-xanthine

[1570] (Carried out with Hünig base in N,N-dimethylformamide)

[1571] Mass spectrum (ESI⁺): $m/z=636$ [M+H]⁺

[1572] (7) 1-(2-{2-[2-oxo-2-(pyrrolidin-1-yl)-ethoxy]-phenyl}-2-oxo-ethyl)-3-methyl-7-(2-butyn-1-yl)-8-[3-(tert.-butyloxycarbonylamino)-piperidin-1-yl]-xanthine

[1573] (Carried out with Hünig base in N,N-dimethylformamide)

[1574] Mass spectrum (ESI⁺): $m/z=662$ [M+H]⁺

[1575] (8) 1-(2-{2-[2-(morpholin-4-yl)-2-oxo-ethoxy]-phenyl}-2-oxo-ethyl)-3-methyl-7-(2-butyn-1-yl)-8-[3-(tert.-butyloxycarbonylamino)-piperidin-1-yl]-xanthine

[1576] (Carried out with Hünig base in N,N-dimethylformamide)

[1577] Mass spectrum (ESI⁺): $m/z=678$ [M+H]⁺

[1578] (9) 1-(2-{2-[(methylaminocarbonyl)methylamino]-phenyl}-2-oxo-ethyl)-3-methyl-7-((E)-2-buten-1-yl)-8-[(R)-3-(tert.-butyloxycarbonylamino)-piperidin-1-yl]-xanthine R_f value: 0.40 (silica gel, cyclohexane/ethyl acetate/methanol=5:4:1)

[1579] Mass spectrum (ESI⁺): $m/z=623$ [M+H]⁺

[1580] (10) 1-[(2-amino-phenylaminocarbonyl)methyl]-3-methyl-7-(2-butyn-1-yl)-8-[3-(tert.-butyloxycarbonylamino)-piperidin-1-yl]-xanthine

[1581] R_f value: 0.40 (silica gel, cyclohexane/ethyl acetate/methanol=5:4:1)

[1582] Mass spectrum (ESI⁺): $m/z=565$ [M+H]⁺

EXAMPLE XXXIII

[1583] 1-chloromethyl-4-methyl-isoquinoline-hydrochloride

[1584] Prepared by treating (4-methyl-isoquinolin-1-yl)-methanol with thionyl chloride in methylene chloride.

[1585] R_f value: 0.76 (silica gel, methylene chloride/methanol/conc. aqueous ammonia=95:5:0.1)

[1586] Mass spectrum (ESI⁺): $m/z=192,194$ [M+H]⁺

[1587] The following compounds are obtained analogously to Example XXXIII:

[1588] (1) 1-chloromethyl-3,4-dimethyl-isoquinoline-hydrochloride

[1589] R_f value: 0.65 (silica gel, petroleum ether/ethyl acetate=2:1)

[1590] Mass spectrum (ESI⁺): $m/z=206, 208$ [M+H]⁺

[1591] (2) 5-chloromethyl-8-methoxy-quinoline-hydrochloride

[1592] Mass spectrum (ESI⁺): $m/z=208, 210$ [M+H]⁺

[1593] (3) 8-chloromethyl-5-methoxy-quinoline-hydrochloride

[1594] Mass spectrum (EI): $m/z=207, 209$ [M]⁺

[1595] (4) 2-chloromethyl-3-methyl-imidazo[1,2-a]pyridine-hydrochloride

[1596] R_f value: 0.55 (silica gel, methylene chloride/methanol/conc. aqueous ammonia=90:10:1)

[1597] Mass spectrum (ESI⁺): $m/z=181, 183$ [M+H]⁺

[1598] (5) 8-chloromethyl-5-methoxy-isoquinoline-hydrochloride

[1599] Mass spectrum (ESI⁺): $m/z=208, 210$ [M+H]⁺

[1600] (6) 1-chloromethyl-3,4-dimethyl-6,7-dihydro-5H-[2]pyridine-hydrochloride

[1601] R_f value: 0.50 (aluminium oxide, petroleum ether/ethyl acetate=10:1)

[1602] Mass spectrum (ESI⁺): $m/z=196, 198$ [M+H]⁺

[1603] (7) 1-chloromethyl-3,4-dimethyl-5,6,7,8-tetrahydro-isoquinoline-hydrochloride

[1604] R_f value: 0.50 (aluminium oxide, petroleum ether/ethyl acetate=10:1)

[1605] Mass spectrum (ESI⁺): $m/z=210, 212$ [M+H]⁺

[1606] (8) 6-chloromethyl-2,3,8-trimethyl-quinoxaline-hydrochloride

[1607] Mass spectrum (ESI⁺): $m/z=221, 223$ [M+H]⁺

[1608] (9) 6-chloromethyl-8-methyl-quinoxaline-hydrochloride

[1609] Mass spectrum (ESI⁺): $m/z=193, 195$ [M+H]⁺

[1610] (10) 6-chloromethyl-1,2,3,4-tetrahydro-phenanthridine-hydrochloride

[1611] R_f value: 0.50 (silica gel, petroleum ether/ethyl acetate=5:1)

[1612] Mass spectrum (ESI⁺): $m/z=232, 234$ [M+H]⁺

EXAMPLE XXXIV

[1613] 1-[(4-oxo-3,4-dihydro-quinazolin-2-yl)methyl]-3-methyl-7-(2-butyn-1-yl)-8-[3-(tert.-butyloxycarbonylamino)-piperidin-1-yl]-xanthine

[1614] 0.5 ml of a 1 M sodium methoxide solution in methanol is added dropwise to a solution of 428 mg of 1-cyanomethyl-3-methyl-7-(2-butyn-1-yl)-8-[3-(tert.-butyloxycarbonylamino)-piperidin-1-yl]-xanthine in 3 ml of

methanol at ambient temperature. After about 20 minutes the thick suspension formed is heated gently in a water bath and diluted with 2 ml of methanol. As soon as the reaction to form the iminoester is complete according to thin layer chromatography, the reaction mixture is neutralised with 0.5 ml 1 M glacial acetic acid solution in methanol and combined with a solution of 130 mg of anthranilic acid in 2 ml of methanol. Gentle heating produces a clear solution, which is stirred for 2.5 hours at ambient temperature. Then the reaction mixture is gently refluxed for about 3.5 hours. After standing overnight at ambient temperature the methanol is distilled off and the residue is stirred with cold water, suction filtered and dried. The crude product is suspended in 5 ml of methanol, gently heated and after cooling suction filtered, washed with methanol and dried in the desiccator.

[1615] Yield: 302 mg (56% of theory)

[1616] R_f value: 0.55 (silica gel, ethyl acetate)

[1617] Mass spectrum (ESI⁺): $m/z=575$ [M+H]⁺

[1618] The following compounds are obtained analogously to Example XXXV:

[1619] (1) (4-difluoromethoxy-naphthalen-1-yl)-methanol

[1620] R_f value: 0.33 (silica gel, cyclohexane/ethyl acetate=6:4)

[1621] Mass spectrum (ESI[—]): $m/z=223$ [M-H] Example XXXV (4-dimethylamino-naphthalen-1-yl)-methanol prepared by reduction of 4-dimethylamino-naphthalene-1-carbaldehyde with sodium borohydride in aqueous tetrahydrofuran.

[1622] R_f value: 0.67 (silica gel, cyclohexane/ethyl acetate=1:1)

EXAMPLE XXXVI

[1623] 2-bromo-1-(2,3-dihydro-benzo[1,4]dioxin-5-yl)-ethanone

[1624] prepared by bromination of 1-(2,3-dihydro-benzo[1,4]dioxin-5-yl)-ethanone in methylene chloride while cooling gently with an ice bath. The dibromo compound formed as a by-product is separated off by column chromatography.

[1625] Mass spectrum (ESI⁺): $m/z=257, 259$ [M+H]⁺

[1626] R_f value: 0.92 (silica gel, methylene chloride)

[1627] The following compounds are obtained analogously to Example XXXVI:

[1628] (1) 7-(2-bromo-acetyl)-3-methyl-3H-benzooxazol-2-one (bromination is carried out in dioxane at 40° C.; the product is contaminated with approx. 20% dibromo compound)

[1629] R_f value: 0.44 (silica gel, petroleum ether/ethyl acetate=1:1)

[1630] Mass spectrum (ESI⁺): $m/z=270, 272$ [M+H]⁺

[1631] (2) 1-benzo[1,3]dioxol-4-yl-2-bromo-ethanone

[1632] Mass spectrum (ESI⁺): $m/z=243, 245$ [M+H]⁺

[1633] R_f value: 0.94 (silica gel, methylene chloride)

[1634] (3) 2-[2-(2-bromo-acetyl)-phenoxy]-N-ethyl-acetamide

[1635] (bromination is carried out with copper(II) bromide in dioxane)

[1636] Mass spectrum (ESI⁺): $m/z=300, 302$ [M+H]⁺

[1637] (4) 4-(2-bromo-acetyl)-3-methyl-3H-benzooxazol-2-one

[1638] R_f value: 0.67 (silica gel, methylene chloride/methanol=99:1)

[1639] Mass spectrum (ESI⁺): $m/z=270, 272$ [M+H]⁺

[1640] (5) 2-[2-(2-bromo-acetyl)-phenoxy]-N-methyl-acetamide

[1641] Mass spectrum (ESI⁺): $m/z=386, 388$ [M+H]⁺

[1642] (6) 7-(2-bromo-acetyl)-3-[(2-trimethylsilylanyl-ethoxy)methyl]-3H-benzooxazol-2-one

[1643] R_f value: 0.84 (silica gel, methylene chloride/methanol=99:1)

[1644] Mass spectrum (ESI⁺): $m/z=384, 386$ [M+H]⁺

[1645] (7) 4-(2-bromo-acetyl)-1,3-dimethyl-1,3-dihydro-benzoimidazol-2-one

[1646] R_f value: 0.38 (silica gel, ethyl acetate/petroleum ether=1:1)

[1647] Mass spectrum (ESI⁺): $m/z=283, 285$ [M+H]⁺

[1648] (8) 4-(2-bromo-acetyl)-3-[(2-trimethylsilylanyl-ethoxy)methyl]-3H-benzooxazol-2-one

[1649] R_f value: 0.82 (silica gel, methylene chloride/methanol=99:1)

[1650] (9) 4-(2-bromo-acetyl)-1-ethoxycarbonyl-3-methyl-1,3-dihydro-benzoimidazol-2-one

[1651] R_f value: 0.39 (silica gel, petroleum ether/ethyl acetate=2:1)

[1652] Mass spectrum (ESI⁺): $m/z=341, 343$ [M+H]⁺

[1653] (10) 2-bromo-1-(2,2-difluoro-benzo[1,3]dioxol-4-yl)-ethanone

[1654] Mass spectrum (ESI[—]): $m/z=277, 279$ [M-H]

EXAMPLE XXXVII

[1655] (2,3-dihydro-benzo[1,4]dioxin-5-yl)-ethanone

[1656] Prepared by reacting 1-(2,3-dihydroxy-phenyl)-ethanone with 1,2-dibromoethane in the presence of potassium carbonate in N,N-dimethylformamide at 100° C.

[1657] R_f value: 0.43 (silica gel, ethyl acetate/petroleum ether=1:4)

[1658] Mass spectrum (ESI⁺): $m/z=179$ [M+H]⁺

EXAMPLE XXXVIII

[1659] 1-[(3-methyl-4-oxo-3,4-dihydro-quinazolin-2-yl)methyl]-3-methyl-7-(2-butyn-1-yl)-8-[3-(tert.-butyloxycarbonylamino)-Piperidin-1-yl]-xanthine

[1660] Prepared by reacting 1-[(4-oxo-3,4-dihydro-quinazolin-2-yl)methyl]-3-methyl-7-(2-butyn-1-yl)-8-[3-

(tert.-butyloxycarbonylamino)-piperidin-1-yl]-xanthine with methyl iodide in the presence of potassium carbonate in N,N-dimethylformamide at ambient temperature.

[1661] R_f value: 0.50 (silica gel, ethyl acetate)

[1662] Mass spectrum (ESI⁺): $m/z=589$ [M+H]⁺

[1663] The following compounds are obtained analogously to Example XXXVIII:

[1664] (1) 7-acetyl-3-methyl-3H-benzoxazol-2-one (The methylation is carried out in the presence of sodium carbonate in methanol)

[1665] R_f value: 0.46 (silica gel, petroleum ether/ethyl acetate=1:1)

[1666] Mass spectrum (ESI⁺): $m/z=192$ [M+H]⁺

[1667] (2) 4-acetyl-3-methyl-3H-benzoxazol-2-one

[1668] (The methylation is carried out in the presence of sodium carbonate in methanol while refluxing)

[1669] R_f value: 0.67 (silica gel, methylene chloride/methanol=99:1)

[1670] Mass spectrum (ESI⁺): $m/z=192$ [M+H]⁺

[1671] (3) 4-acetyl-1,3-dimethyl-1,3-dihydro-benzimidazol-2-one

[1672] (Carried out in the presence of potassium-tert. butoxide)

[1673] R_f value: 0.40 (silica gel, ethyl acetate/petroleum ether=2:1)

[1674] Mass spectrum (ESI⁺): $m/z=205$ [M+H]⁺

[1675] (4) 4-acetyl-1-ethoxycarbonyl-3-methyl-1,3-dihydro-benzimidazol-2-one

[1676] R_f value: 0.23 (silica gel, petroleum ether/ethyl acetate=2:1)

[1677] Mass spectrum (ESI⁺): $m/z=263$ [M+H]⁺

[1678] (5) 1-[(1-methyl-1H-benzimidazol-2-yl)methyl]-3-methyl-7-(2-butyn-1-yl)-8-[3-(tert.-butyloxycarbonylamino)-piperidin-1-yl]-xanthine

[1679] Mass spectrum (ESI⁺): $m/z=561$ [M+H]⁺

[1680] (6) 1-[[1-(2-cyano-ethyl)-1H-benzimidazol-2-yl]methyl]-3-methyl-7-(2-butyn-1-yl)-8-[3-(tert.-butyloxycarbonylamino)-piperidin-1-yl]-xanthine

[1681] R_f value: 0.50 (silica gel, cyclohexane/ethyl acetate/methanol=5:4:1)

[1682] Mass spectrum (ESI⁺): $m/z=600$ [M+H]⁺

[1683] (7) 1-({1-[(methylaminocarbonyl)methyl]-1H-benzimidazol-2-yl}methyl)-3-methyl-7-(2-butyn-1-yl)-8-[3-(tert.-butyloxycarbonylamino)-piperidin-1-yl]-xanthine

[1684] R_f value: 0.45 (silica gel, cyclohexane/ethyl acetate/methanol=5:4:1)

[1685] Mass spectrum (ESI⁺): $m/z=618$ [M+H]⁺

[1686] (8) 1-[(1-benzyl-1H-benzimidazol-2-yl)methyl]-3-methyl-7-(2-butyn-1-yl)-8-[3-(tert.-butyloxycarbonylamino)-piperidin-1-yl]-xanthine

[1687] R_f value: 0.50 (silica gel, cyclohexane/ethyl acetate/methanol=5:4:1)

[1688] Mass spectrum (ESI⁺): $m/z=637$ [M+H]⁺

EXAMPLE XXXIX

[1689] 1-[2-(2-cyanomethylamino-phenyl)-2-oxo-ethyl]-3-methyl-7-(3-methyl-2-buten-1-yl)-8-[3-(tert.-butyloxycarbonylamino)-piperidin-1-yl]-xanthine

[1690] Prepared by reacting 1-[2-(2-amino-phenyl)-2-oxo-ethyl]-3-methyl-7-(3-methyl-2-buten-1-yl)-8-[3-(tert.-butyloxycarbonylamino)-piperidin-1-yl]-xanthine with paraformaldehyde and potassium cyanide in the presence of zinc chloride in glacial acetic acid at 40° C.

[1691] R_f value: 0.45 (silica gel, cyclohexane/ethyl acetate=3:7)

[1692] Mass spectrum (ESI⁺): $m/z=605$ [M+H]⁺

EXAMPLE XL

[1693] 1-[2-(2-amino-phenyl)-2-oxo-ethyl]-3-methyl-7-(2-butyn-1-yl)-8-[(S)-3-(tert.butyloxycarbonylamino)-piperidin-1-yl]-xanthine

[1694] prepared by reduction of 1-[2-(2-nitro-phenyl)-2-oxo-ethyl]-3-methyl-7-(2-butyn-1-yl)-8-[(S)-3-(tert.-butyloxycarbonylamino)-piperidin-1-yl]-xanthine with sodium dithionite in a mixture of methylglycol and water (2:1) at 100° C.

[1695] R_f value: 0.34 (silica gel, methylene chloride/methanol=95:5)

[1696] The following compounds are obtained analogously to Example XL:

[1697] (1) 1-[2-(2-amino-phenyl)-2-oxo-ethyl]-3-methyl-7-(2-butyn-1-yl)-8-[(R)-3-(tert.butyloxycarbonylamino)-piperidin-1-yl]-xanthine

[1698] R_f value: 0.50 (silica gel, cyclohexane/ethyl acetate=4:6)

EXAMPLE XLI

[1699] 2-chloromethyl-4-methyl-quinazoline prepared by treatment of 2.95 g of 2-chloromethyl-4-methyl-quinazoline-3-oxide with 6 ml phosphorus trichloride in 150 ml chloroform while refluxing.

[1700] Yield: 1.75 g (57% of theory)

[1701] R_f value: 0.81 (silica gel, methylene chloride/methanol=95:5)

[1702] Mass spectrum (ESI⁺): $m/z=193,195$ [M+H]⁺

EXAMPLE XLII

[1703] 2-chloromethyl-4-dimethylamino-quinazoline

[1704] A freshly prepared solution of 202 mg of dimethylamine in 3.2 ml of tetrahydrofuran is added dropwise to 500 mg of 4-chloro-2-chloromethyl-quinazoline in 5 ml of tetrahydrofuran while cooling with an ice bath. Then the reaction mixture is stirred for another 3.5 hours while cooling with an ice bath and then for a further 30 minutes at ambient temperature.

[1705] The solvent is then gently distilled off using a rotary evaporator and the residue is taken up in methylene chloride. The solution is washed with saturated sodium hydrogen carbonate solution and with water, dried over magnesium sulphate and evaporated down. The solid residue is stirred with a little tert.-butylmethylether, suction filtered, washed with petroleum ether and dried in vacuo.

[1706] Yield: 323 mg (62% of theory)

[1707] R_f value: 0.60 (silica gel, cyclohexane/ethyl acetate=0.1:1)

[1708] Mass spectrum (ESI⁺): $m/z=222, 224 [M+H]^+$ The following compounds are obtained analogously to Example XLII:

[1709] (1) 2-chloromethyl-4-(morpholine-4-yl)-quinazoline

[1710] R_f value: 0.50 (silica gel, cyclohexane/ethyl acetate=1:1)

[1711] Mass spectrum (ESI⁺): $m/z=264, 266 [M+H]^+$

[1712] (2) 2-chloromethyl-4-(piperidin-1-yl)-quinazoline

[1713] R_f value: 0.70 (silica gel, cyclohexane/ethyl acetate=1:1)

[1714] Mass spectrum (ESI⁺): $m/z=262, 264 [M+H]^+$

[1715] (3) 4-[4-(tert.-butyloxycarbonyl)-piperazin-1-yl]-2-chloromethyl-quinazoline

[1716] R_f value: 0.57 (silica gel, cyclohexane/ethyl acetate=1:1)

[1717] Mass spectrum (ESI⁺): $m/z=363, 365 [M+H]^+$

[1718] (4) 2-chloromethyl-4-(pyrrolidin-1-yl)-quinazoline

[1719] R_f value: 0.50 (silica gel, cyclohexane/ethyl acetate=1:1)

[1720] Mass spectrum (ESI⁺): $m/z=248, 250 [M+H]^+$

[1721] (5) 2-chloromethyl-4-ethoxy-quinazoline

[1722] (The reaction is carried out with sodium ethoxide in ethanol at ambient temperature.)

[1723] R_f value: 0.50 (silica gel, cyclohexane/ethyl acetate=3:1)

[1724] Mass spectrum (ESI⁺): $m/z=223, 225 [M+H]^+$

[1725] (6) 2-chloromethyl-4-isopropoxy-quinazoline

[1726] (The reaction is carried out with sodium isopropoxide in isopropanol at ambient temperature.)

[1727] R_f value: 0.70 (silica gel, cyclohexane/ethyl acetate=3:1)

[1728] Mass spectrum (ESI⁺): $m/z=237, 239 [M+H]^+$

[1729] (7) 2-chloromethyl-4-phenyloxy-quinazoline

[1730] (The reaction is carried out with sodium hydride and phenol in tetrahydrofuran at ambient temperature.)

[1731] R_f value: 0.65 (silica gel, cyclohexane/ethyl acetate=3:1)

[1732] Mass spectrum (ESI⁺): $m/z=271, 273 [M+H]^+$

EXAMPLE XLIII

[1733] 1-(2-{2-[(ethoxycarbonyl)methylamino]-phenyl}-2-oxo-ethyl)-3-methyl-7-((E)-2-buten-1-yl)-8-[3-(tert.-butyloxycarbonylamino)-piperidin-1-yl]-xanthine

[1734] A solution of 110 μ L of ethyl diazoacetate in 0.5 ml of toluene is added dropwise to 531 mg of 1-[2-(2-amino-phenyl)-2-oxo-ethyl]-3-methyl-7-((E)-2-buten-1-yl)-8-[3-(tert.-butyloxycarbonylamino)-piperidin-1-yl]-xanthine and 10 mg of methyltrioxorhenium in 4.5 ml of toluene at ambient temperature under an argon atmosphere. The reaction mixture is stirred for 15 hours at ambient temperature. Then approx. another 5 mg of methyltrioxorhenium and 20 μ L ethyl diazoacetate are added and the reaction mixture is heated to 50° C. for two hours. After cooling to ambient temperature another 5 mg of methyltrioxorhenium and 20 μ L ethyl diazoacetate are added. After another 16 hours at ambient temperature the reaction mixture is combined with 5 ml of conc. aqueous ammonia, shaken thoroughly and added to an Extrelut pack. After 15 min it is rinsed with 200 ml methylene chloride. The methylene chloride solution is evaporated down and chromatographed through a silica gel column with cyclohexane/ethyl acetate/isopropanol (8:2:0 to 8:1:1) as eluant.

[1735] Yield: 220 mg (36% of theory)

[1736] R_f value: 0.40 (silica gel, cyclohexane/ethyl acetate=1:1)

[1737] Mass spectrum (ESI⁺): $m/z=638 [M+H]^+$

EXAMPLE XLIV

[1738] 1-[(2-cyano-benzofuran-3-yl)methyl]-3-methyl-7-(2-butyn-1-yl)-8-[3-(tert.-butyloxycarbonylamino)-piperidin-1-yl]-xanthine

[1739] A mixture of 215 mg of 1-{2-[2-cyanomethoxy-phenyl]-2-oxo-ethyl}-3-methyl-7-(2-butyn-1-yl)-8-[3-(tert.-butyloxycarbonylamino)-piperidin-1-yl]-xanthine and 244 mg of caesium carbonate in 4 ml of N,N-dimethylformamide is stirred for two hours at 50° C., then a further three hours at 70° C. For working up the reaction mixture is combined with water and the precipitate formed is suction filtered and dried.

[1740] Yield: 130 mg (62% of theory)

[1741] Mass spectrum (ESI⁺): $m/z=572 [M+H]^+$

EXAMPLE XLV

[1742] 1-[2-(3-methyl-2-oxo-2,3-dihydro-1 H-benzoimidazol-4-yl)-2-oxo-ethyl]-3-methyl-7-(2-butyn-1-yl)-8-[3-(tert.-butyloxycarbonylamino)-piperidin-1-yl]-xanthine

[1743] Prepared by treating 1-[2-(1-ethoxycarbonyl-3-methyl-2-oxo-2,3-dihydro-1 H-benzoimidazol-4-yl)-2-oxo-ethyl]-3-methyl-7-(2-butyn-1-yl)-8-[3-(tert.-butyloxycarbonylamino)-piperidin-1-yl]-xanthine with 1 N sodium hydroxide solution in methanol at ambient temperature.

[1744] R_f value: 0.36 (silica gel, ethyl acetate)

[1745] Mass spectrum (ESI⁺): $m/z=605 [M+H]^+$

EXAMPLE XLVI

[1746] 4-acetyl-1-ethoxycarbonyl-1,3-dihydro-benzoimidazol-2-one 5.29 g of diethyldicarbonat and 611 mg of

dimethylaminopyridine are added to 1.50 g of 1-(2,3-diamino-phenyl)-ethanone in 75 ml methylene chloride. The reaction mixture is stirred for three hours at ambient temperature, then another 100 mg of dimethylaminopyridine and 1 ml of diethylcarbonate are added and the mixture is stirred for a further 20 hours at ambient temperature. For working up the reaction mixture is diluted with methylene chloride, washed with 2 N citric acid solution as well as saturated sodium hydrogen carbonate solution and saturated sodium chloride solution, dried over magnesium sulphate and evaporated down. The residue is chromatographed through a silica gel column with petroleum ether/ethyl acetate (3:1 to 1:2) as eluant. The desired product is stirred with a little tert.-butylmethylether, suction filtered, washed with a little ethyl acetate and tert.-butylmethylether and dried.

[1747] Yield: 900 mg (36% of theory)

[1748] R_f value: 0.15 (silica gel, petroleum ether/ethyl acetate=2:1)

[1749] Mass spectrum (ESI⁺): $m/z=249$ [M+H]⁺

EXAMPLE XLVII

[1750] 1-[(4-amino-quinazolin-2-yl)methyl]-3-methyl-7-(2-butyn-1-yl)-8-[3-(tert.butylloxycarbonylamino)-piperidin-1-yl]-xanthine

[1751] 501 mg of 1-cyanomethyl-3-methyl-7-(2-butyn-1-yl)-8-[3-(tert.butylloxycarbonylamino)-piperidin-1-yl]-xanthine are added to a mixture of 17 mg of potassium-tert. butoxide in 10 ml of methanol. After brief heating with stirring a clear solution is formed and after about 20 minutes the nitrile has largely reacted to form the iminoester according to thin layer chromatography. 206 mg of 2-amino-benzamidinium-hydrochloride are then added and the reaction mixture is refluxed for four hours. After cooling to ambient temperature the precipitate formed is suction filtered, washed with methanol and dried.

[1752] Yield: 143 mg (23% of theory)

[1753] R_f value: 0.15 (silica gel, ethyl acetate)

[1754] Mass spectrum (ESI⁺): $m/z=574$ [M+H]⁺

EXAMPLE XLVIII

[1755] 1-(2-phenyl-2-oxo-ethyl)-3-methyl-7-((Z)-2-buten-1-yl)-8-[3-(tert.butylloxycarbonylamino)-piperidin-1-yl]-xanthine

[1756] 150 mg of 1-(2-phenyl-2-oxo-ethyl)-3-methyl-7-(2-butyn-1-yl)-8-[3-(tert.butylloxycarbonylamino)-piperidin-1-yl]-xanthine are hydrogenated in a mixture of 5 ml of tetrahydrofuran and 5 ml of methanol in the presence of 30 mg of 5% m palladium on activated charcoal (contaminated with quinoline) at ambient temperature, until the calculated amount of hydrogen has been taken up. Then a spatula tip of activated charcoal is added and the mixture is suction filtered. The filtrate is evaporated down and the crude product is purified by chromatography over a silica gel column with cyclohexane/ethyl acetate (7:3 to 4:6).

[1757] Yield: 120 mg (85% of theory)

[1758] R_f value: 0.40 (silica gel, cyclohexane/ethyl acetate=4:6)

[1759] Mass spectrum (ESI⁺): $m/z=537$ [M+H]⁺

EXAMPLE XLIX

[1760] 8-hydroxymethyl-5-methoxy-quinoline

[1761] 148 mg of sodium hydride (approx. 60% in mineral oil) are added batchwise to a solution of 640 mg of 8-hydroxymethyl-quinolin-5-ol in N,N-dimethylformamide while cooling with an ice bath and the reaction mixture is slowly heated to ambient temperature. After the development of gas has ended, 230 μ l methyl iodide are added dropwise while cooling with an ice bath, then the reaction mixture is stirred for approx. another two hours at ambient temperature. For working up it is poured onto ice water, saturated with sodium chloride and extracted with a mixture of diethyl ether and ethyl acetate. The combined extracts are washed with saturated sodium chloride solution, dried over magnesium sulphate and evaporated down. The flask residue is triturated with petroleum ether and the supernatant is decanted. The crude product is purified through a silica gel column with ethyl acetate as eluant.

[1762] Yield: 470 mg (68% of theory)

[1763] R_f value: 0.70 (silica gel, ethyl acetate)

[1764] Mass spectrum (ESI⁺): $m/z=190$ [M+H]⁺

[1765] The following compounds are obtained analogously to Example XLIX:

[1766] (1) 8-hydroxymethyl-5-methoxy-isoquinoline

[1767] R_f value: 0.40 (silica gel, methylene chloride/methanol=10:1)

[1768] Mass spectrum (ESI⁺): $m/z=190$ [M+H]⁺

EXAMPLE L

[1769] 8-hydroxymethyl-quinolin-5-ol

[1770] 3.40 g of quinolin-5-ol is combined with 8 ml of conc. hydrochloric acid and 8 ml of 37% formalin solution while cooling with an ice bath. Then hydrogen chloride gas is piped through the reaction mixture for about two hours, while the temperature slowly rises. The reaction mixture is stirred first overnight while cooling with an ice bath, then at ambient temperature and then evaporated down in vacuo. The flask residue is taken up in water, covered with a layer of diethyl ether and adjusted to pH 10 while cooling with an ice bath and vigorously stirring with dilute ammonia solution. After another two hours' vigorous stirring at ambient temperature the organic phase is separated off and the aqueous phase is extracted with diethyl ether. The combined organic phases are washed with water and saturated sodium chloride solution, dried over magnesium sulphate and evaporated down. The flask residue is chromatographed through a silica gel column with methylene chloride/methanol (20:1) as eluant.

[1771] Yield: 660 mg (16% of theory)

[1772] Mass spectrum (ESI⁺): $m/z=176$ [M+H]⁺

[1773] The following compounds are obtained analogously to Example L:

[1774] (1) 8-hydroxymethyl-isoquinolin-5-ol

[1775] R_f value: 0.50 (silica gel, methylene chloride/methanol=5:1)

[1776] Mass spectrum (ESI⁺): $m/z=176$ [M+H]⁺

EXAMPLE LI

[1777] 1-[(2-cyclopropyl-quinazolin-4-yl)methyl]-3-methyl-7-[(1-cyclopenten-1-yl)methyl]-8-[3-(tert.-butyloxy-carbonylamino)-piperidin-1-yl]-xanthine

[1778] A mixture of 250 mg of 1-(2-{2-[(cyclopropylcarbonyl)amino]-phenyl}-2-oxo-ethyl)-3-methyl-7-[(1-cyclopenten-1-yl)methyl]-8-[3-(tert.-butyloxycarbonylamino)-piperidin-1-yl]-xanthine and 7.5 ml of ethanolic ammonia solution (6 M) is heated to 150° C. for seven hours in a bomb. For working up the reaction mixture is evaporated down and chromatographed through a silica gel column with methylene chloride/methanol (100:0 to 70:30) as eluant. The contaminated product fraction is evaporated down and again purified through a reversed phase HPLC column with water/acetonitrile/trifluoroacetic acid (65:15:0.08 to 0:100:0.1) as eluant. The product fractions are evaporated down, made alkaline with dilute sodium hydroxide solution and extracted with methylene chloride. The combined extracts are dried over magnesium sulphate and evaporated down.

[1779] Yield: 40 mg (14% of theory)

[1780] R_f value: 0.40 (silica gel, methylene chloride/ethyl acetate=1:1)

[1781] Mass spectrum (ESI⁺): m/z=627 [M+H]⁺

EXAMPLE LII

[1782] 4-(2-bromo-acetyl)-1,3-bis-[(2-trimethylsilyl-ethoxy)methyl]-1,3-dihydro-benzoimidazol-2-one 520 mg of 2-pyrrolidinone-hydrotribromide and 89 mg of 2-pyrrolidinone are added to 420 mg of 4-acetyl-1,3-bis-[(2-trimethylsilyl-ethoxy)methyl]-1,3-dihydro-benzoimidazol-2-one in 5 ml of tetrahydrofuran under an argon atmosphere. The reaction mixture is refluxed for two hours and then suction filtered while still warm. The filter cake is washed with tetrahydrofuran and the filtrate is evaporated down, leaving 660 mg of a yellowish-brown solid. This is stirred with a little methanol, suction filtered, washed with some methanol and dried. The crude product is reacted further without any more purification.

[1783] Yield: 430 mg (87% of theory)

[1784] R_f value: 0.23 (silica gel, petroleum ether/ethyl acetate=9:1)

[1785] Mass spectrum (EI): m/z=514, 516 [M]⁺

[1786] The following compounds are obtained analogously to Example L11:

[1787] (1) 7-(2-bromo-acetyl)-1-(tert.-butyloxycarbonyl)-1H-indole

[1788] R_f value: 0.33 (silica gel, petroleum ether/ethyl acetate=9:1)

[1789] Mass spectrum (ESI⁺): m/z=338, 340 [M+H]⁺

[1790] (2) 2-bromo-1-(3-isopropoxy-phenyl)-ethanone (Carried out with phenyltrimethylammonium tribromide in methylene chloride)

[1791] R_f value: 0.39 (silica gel, cyclohexane/ethyl acetate=9:1)

[1792] (3) 2-bromo-1-(3-difluoromethoxy-phenyl)-ethanone (Carried out with phenyltrimethylammonium tribromide in methylene chloride)

[1793] R_f value: 0.24 (ready-made reversed phase TLC plate (E. Merck), acetonitrile/water/trifluoroacetic acid=50:50:1)

EXAMPLE LIII

[1794] methyl 3-methyl-imidazo[1,2-a]-pyridine-2-carboxylate

[1795] A mixture of 1.91 g of 2-aminopyridine and 4.40 g of methyl 3-bromo-2-oxobutyrates in 40 ml of ethanol is refluxed for 6 hours and then left to stand for 2 days at ambient temperature. The solvent is distilled off using the rotary evaporator and the crude product is purified by chromatography over a silica gel column with methylene chloride/methanol/methanolic ammonia solution (95:4:1 to 90:9:1) as eluant. 560 mg of the ethyl ester are isolated as the by-product.

[1796] Yield: 2.09 g (54% of theory)

[1797] R_f value: 0.20 (silica gel, methylene chloride/ethyl acetate=1:1)

[1798] Mass spectrum (ESI⁺): m/z=191 [M+H]⁺

EXAMPLE LIV

[1799] 2-chloromethyl-4-isopropyl-quinazoline

[1800] Dry hydrogen chloride gas is piped through a solution of 2.86 g of 1-(2-aminophenyl)-2-methyl-propan-1-one and 1.33 ml of chloroacetonitrile in 14 ml dioxane with stirring at ambient temperature for approx. five hours. Then the dioxane is largely distilled off in a water jet vacuum. The honey-like residue is combined with ice water and the resulting suspension is made alkaline with saturated potassium carbonate solution while cooling with an ice bath. The precipitate is suction filtered, washed with water and dried. The crude product is purified by chromatography over a silica gel column with petroleum ether/methylene chloride (8:2 to 0:1) as eluant.

[1801] Yield: 1.80 g (58% of theory)

[1802] R_f value: 0.30 (silica gel, methylene chloride/petroleum ether=1:1)

[1803] Mass spectrum (ESI⁺): m/z=221, 223 [M+H]⁺

EXAMPLE LV

[1804] 1-chloromethyl-3-trifluoromethyl-3,4-dihydro-isoquinoline

[1805] 530 mg of N-(1-benzyl-2,2,2-trifluoro-ethyl)-2-chloro-acetamide (prepared by reacting 1-benzyl-2,2,2-trifluoro-ethylamine with chloroacetyl chloride in the presence of triethylamine) and 0.74 ml of phosphorus oxychloride are added to 4.00 g of polyphosphoric acid. The viscous mixture is stirred for 1.5 hours at 130° C. For working up the reaction mixture is cooled and combined with ice water, stirred vigorously for ten minutes and suction filtered. The filter cake is dissolved in ethyl acetate and the solution is dried over magnesium sulphate and evaporated down, leaving a white solid.

[1806] Yield: 415 mg (84% of theory)

[1807] R_f value: 0.55 (aluminium oxide, petroleum ether/ethyl acetate=10:1)

[1808] Mass spectrum (ESI⁺): m/z =248, 250 [M+H]⁺

[1809] The following compound is obtained analogously to Example LV:

[1810] (1) 1-methyl-3-trifluoromethyl-3,4-dihydro-isoquinoline

[1811] (The starting material N-(1-benzyl-2,2,2-trifluoroethyl)-acetamide is obtained by reacting 1-benzyl-2,2,2-trifluoro-ethylamine with acetic anhydride.)

EXAMPLE LVI

[1812] 3-bromomethyl-1-(1-cyano-1-methyl-ethyl)-isoquinoline

[1813] A mixture of 375 mg of 1-(1-cyano-1-methyl-ethyl)-3-methyl-isoquinoline and 321 mg of N-bromosuccinimide in 5 ml carbon tetrachloride is combined with a spatula tip of 2,2-azoisobutyric acid dinitrile and refluxed for about six hours. The cooled reaction mixture is filtered and evaporated down. The flask residue is reacted further without any more purification.

[1814] R_f value: 0.70 (silica gel, cyclohexane/ethyl acetate=3:1)

[1815] The following compounds are obtained analogously to Example LVI:

[1816] (1) 6-bromomethyl-1-[(2-trimethylsilyl-ethoxy)methyl]-1H-quinolin-2-one

[1817] (2) 1-bromomethyl-4-bromo-3-methoxy-isoquinoline

[1818] (3) 2-bromomethyl-[1,5]naphthyridine

[1819] Mass spectrum (ESI⁺): m/z =223, 225 [M+H]⁺

[1820] (4) 5-bromomethyl-[1,6]naphthyridine

[1821] R_f value: 0.48 (silica gel, ethyl acetate/methanol=98:2)

[1822] (5) 7-bromomethyl-5-phenyl-quinoxaline

[1823] R_f value: 0.85 (silica gel, methylene chloride/methanol=95:5)

[1824] Mass spectrum (ESI⁺): m/z =299, 301 [M+H]⁺

[1825] (6) 4-bromomethyl-[1,5]naphthyridine

[1826] R_f value: 0.56 (silica gel, methylene chloride/ethyl acetate=7:3)

[1827] Mass spectrum (ESI⁺): m/z =223, 225 [M+H]⁺

[1828] (7) 1-bromomethyl-3-trifluoromethyl-isoquinoline

[1829] Mass spectrum (ESI⁺): m/z =290, 292 [M+H]⁺

[1830] (8) 1-bromomethyl-3-difluoromethyl-isoquinoline

[1831] Mass spectrum (ESI⁺): m/z =272, 274 [M+H]⁺

[1832] (9) 1-bromomethyl-4-chloro-3-methoxy-isoquinoline

EXAMPLE LVII

[1833] 1-(1-cyano-1-methyl-ethyl)-3-methyl-isoquinoline

[1834] 3.30 g of 2,2-azoisobutyric acid dinitrile are added to 1.60 g of 3-methylisoquinoline-N-oxide in 30 ml of toluene. The reaction mixture is stirred for six hours at 85° C. and then left to stand for two days at ambient temperature. For working up the reaction mixture is extracted with 20% hydrochloric acid. The combined aqueous phases are diluted with methylene chloride, made alkaline with saturated potassium carbonate solution while cooling with an ice bath and extracted with methylene chloride. The combined methylene chloride extracts are dried over magnesium sulphate and evaporated down. The residue is chromatographed through a silica gel column with cyclohexane as eluant.

[1835] Yield: 375 mg (18% of theory)

[1836] Mass spectrum (ESI⁺): m/z =211 [M+H]⁺

[1837] R_f value: 0.75 (silica gel, cyclohexane/ethyl acetate=3:1)

EXAMPLE LVIII

[1838] 1-(2-cyanoimino-2-phenyl-ethyl)-3-methyl-7-(2-butyn-1-yl)-8-[3-(tert.butylloxycarbonylamino)-piperidin-1-yl]-xanthine

[1839] (E/Z-mixture)

[1840] 0.48 ml of a 1 M solution of titanium tetrachloride in methylene chloride are added dropwise to 244 mg of 1-(2-phenyl-2-oxo-ethyl)-3-methyl-7-(2-butyn-1-yl)-8-[3-(tert.-butylloxycarbonylamino)-piperidin-1-yl]-xanthine in 7 ml of methylene chloride. Then 88 μ l of 1,3-bis(trimethylsilyl)carbodiimide are added and the mixture is stirred for four hours at ambient temperature. For working up the reaction mixture is diluted with methylene chloride and poured onto ice water. The organic phase is washed with 0.5 N citric acid, dried over magnesium sulphate and evaporated down. The crude product is purified by chromatography over a silica gel column with methylene chloride/methanol (98:2 to 95:5) as eluant.

[1841] Yield: 206 mg (97% of theory)

[1842] Mass spectrum (ESI⁻): m/z =557 [M-H]⁻

[1843] R_f value: 0.16 (silica gel, cyclohexane/ethyl acetate=1:1)

EXAMPLE LIX

[1844] 1-[(1H-benzoimidazol-2-yl)methyl]-3-methyl-7-(2-butyn-1-yl)-8-[3-(tert.butylloxycarbonylamino)-piperidin-1-yl]-xanthine

[1845] 350 mg of 1-[(2-amino-phenylaminocarbonyl)methyl]-3-methyl-7-(2-butyn-1-yl)-8-[3-(tert.-butylloxycarbonylamino)-piperidin-1-yl]-xanthine are refluxed in 3 ml glacial acetic acid for two hours. Then the reaction mixture is evaporated down, the flask residue is combined with 5 ml of 1 M sodium hydroxide solution and washed with methylene chloride. Then the aqueous phase is acidified with 1 M hydrochloric acid and extracted with methylene chloride. The combined extracts are evaporated down and chromatographed through a silica gel column with cyclohexane/ethyl acetate/methanol (6:4:0 to 5:4:1) as eluant.

[1846] Yield: 250 mg of (74% of theory)

[1847] Mass spectrum (ESI⁺): m/z=547 [M+H]⁺

EXAMPLE LX

[1848] Ethyl 3,4-dimethyl-6,7-dihydro-5H-[2]pyrindin-1-carboxylate

[1849] Prepared by treating 1.16 g of ethyl 3,4-dimethyl-4a-(pyrrolidin-1-yl)-5,6,7,7a-tetrahydro-4aH-[2]pyrindin-1-carboxylate with 1.08 g of 70% 3-chloro-perbenzoic acid in 50 ml methylene chloride at ambient temperature.

[1850] Yield: 850 mg (97% of theory)

[1851] R_f value: 0.30 (aluminium oxide, petroleum ether/ethyl acetate=5:1)

[1852] Mass spectrum (ESI⁺): m/z=220 [M+H]⁺ The following compounds are obtained analogously to Example LX:

[1853] (1) ethyl 3,4-dimethyl-5,6,7,8-tetrahydro-isoquinoline-1-carboxylate

[1854] R_f value: 0.35 (aluminium oxide, petroleum ether/ethyl acetate=5:1)

[1855] Mass spectrum (ESI⁺): m/z=234 [M+H]⁺

EXAMPLE LXI

[1856] Ethyl 3,4-dimethyl-4a-(pyrrolidin-1-yl)-5,6,7,7a-tetrahydro-4aH-[2]pyrindin-1-carboxylate

[1857] Prepared by reacting 2.50 g of ethyl 5,6-dimethyl-[1,2,4]triazin-3-carboxylate with 2.74 g of 1-(cyclopenten-1-yl)-pyrrolidine in 25 ml chloroform at ambient temperature.

[1858] Yield: 3.00 g (75% of theory)

[1859] R_f value: 0.60 (aluminium oxide, petroleum ether/ethyl acetate=5:1)

[1860] Mass spectrum (ESI⁺): m/z=291 [M+H]⁺

[1861] The following compounds are obtained analogously to Example LXI:

[1862] (1) ethyl 3,4-dimethyl-4a-(pyrrolidin-1-yl)-4a,5,6,7,8,8a-hexahydro-isoquinoline-1-carboxylate R_f value: 0.60 (aluminium oxide, petroleum ether/ethyl acetate=5:1)

[1863] Mass spectrum (ESI⁺): m/z=305 [M+H]⁺

EXAMPLE LXII

[1864] Methyl 2,3,8-trimethyl-quinoxalin-6-carboxylate

[1865] Prepared by reacting 1.60 g of methyl 3,4-diamino-5-methyl-benzoate with 0.86 ml diacetyl in a mixture of water and ethanol while refluxing.

[1866] Yield: 1.53 g (80% of theory)

[1867] R_f value: 0.63 (silica gel, cyclohexane/ethyl acetate=1:1)

[1868] Mass spectrum (ESI⁺): m/z=231 [M+H]⁺ The following compounds are obtained analogously to Example LXII:

[1869] (1) methyl 8-methyl-quinoxalin-6-carboxylate

[1870] (reaction is carried out with glyoxal in water.)

[1871] R_f value: 0.55 (silica gel, cyclohexane/ethyl acetate=1:1)

[1872] Mass spectrum (ESI⁺): m/z=203 [M+H]⁺

[1873] (2) 5-bromo-7-methyl-quinoxaline (reaction is carried out with glyoxal in a water/ethanol mixture.)

[1874] R_f value: 0.75 (silica gel, methylene chloride/methanol=95:5)

[1875] Mass spectrum (ESI⁺): m/z=223, 225 [M+H]⁺

EXAMPLE LXIII

[1876] Methyl 3,4-diamino-5-methyl-benzoate

[1877] Prepared by reduction of methyl 3-nitro-4-amino-5-methyl-benzoate at a partial hydrogen pressure of 50 psi in the presence of Raney nickel in methanol at ambient temperature.

[1878] R_f value: 0.40 (silica gel, tert.-butylmethylether)

EXAMPLE LXIV

[1879] Methyl 3-nitro-4-amino-5-methyl-benzoate

[1880] Prepared by treating 3-nitro-4-acetylamino-5-methyl-benzoic acid with hydrogen chloride gas in methanol at ambient temperature and subsequently heating while refluxing.

[1881] Mass spectrum (ESI⁺): m/z=211 [M+H]⁺

[1882] R_f value: 0.75 (silica gel, tert.-butylmethylether/acetic acid=99:1)

EXAMPLE LXV

[1883] 1-(2-phenyl-2-oxo-ethyl)-3-methyl-7-((E)-1-buten-1-yl)-8-bromo-xanthine 0.13 ml 35% hydrogen peroxide solution are added to 290 mg of 1-(2-phenyl-2-oxo-ethyl)-3-methyl-7-(1-phenylsulphanyl-butyl)-8-bromo-xanthine in 6 ml hexafluoroisopropanol. The reaction mixture is stirred for one hour at ambient temperature, diluted with methylene chloride and washed with sodium thiosulphate solution. The organic phase is dried over magnesium sulphate and evaporated down. The flask residue is taken up in 6 ml of toluene and refluxed for eight hours. Then the toluene is distilled off in vacuo and the crude product is purified through a silica gel column with methylene chloride/methanol (100:0 to 95:5) as eluant.

[1884] Yield: 104 mg (45% of theory)

[1885] R_f value: 0.61 (silica gel, methylene chloride/methanol=95:5)

[1886] Mass spectrum (ESI⁺): m/z=417, 419 [M+H]⁺

[1887] The following compounds are obtained analogously to Example LXV:

[1888] (1) 3-methyl-7-(3-methyl-1-buten-1-yl)-8-bromo-xanthine

[1889] R_f value: 0.24 (silica gel, methylene chloride/methanol=95:5)

[1890] Mass spectrum (ESI⁺): m/z=313, 315 [M+H]⁺

EXAMPLE LXVI

[1891] 1-methanesulphonioxy-methyl-4-difluoromethoxy-naphthalene

[1892] Prepared by reacting (4-difluoromethoxy-naphthalen-1-yl)-methanol with methanesulphonic acid chloride in methylene chloride in the presence of triethylamine.

[1893] The following compounds are obtained analogously to Example LXVI:

[1894] (1) (E)-1-methanesulphonyloxy-3-(2-nitro-phenyl)-2-propene

[1895] (2) (E)-1-methanesulphonyloxy-3-pentafluorophenyl-2-propene

[1896] (3) (E)-1-methanesulphonyloxy-3-(2-trifluoromethyl-phenyl)-2-propene

[1897] (4) (E)-1-methanesulphonyloxy-3-(3-trifluoromethyl-phenyl)-2-propene

[1898] (5) (E)-1-methanesulphonyloxy-3-(4-trifluoromethyl-phenyl)-2-propene

EXAMPLE LXVII

[1899] 7-methyl-5-phenyl-quinoxaline A mixture of 400 mg of 5-bromo-7-methyl-quinoxaline, 244 mg of phenylboric acid and 100 mg of tetrakis(triphenylphosphine)-palladium in 12 ml dioxane, 4 ml of methanol and 3.6 ml 1 M aqueous sodium carbonate solution is refluxed for three hours under an argon atmosphere. Then the reaction mixture is evaporated down and the residue is distributed between ethyl acetate and water. The ethyl acetate phase is separated off, dried over magnesium sulphate and evaporated down. The crude product is purified by chromatography over a silica gel column with cyclohexane/ethyl acetate (85:15 to 70:30) as eluant.

[1900] Yield: 390 mg (66% of theory)

[1901] R_f value: 0.36 (silica gel, petroleum ether/ethyl acetate=5:1)

[1902] Mass spectrum (ESI⁺): $m/z=221$ [M+H]⁺

EXAMPLE LXVIII

[1903] 1-methyl-3-trifluoromethyl-isoquinoline

[1904] Prepared by treating 905 mg of 1-chloromethyl-3-trifluoromethyl-3,4-dihydro-isoquinoline with 420 mg of potassium-tert. butoxide in 10 ml of tetrahydrofuran at ambient temperature.

[1905] Yield: 755 mg of (98% of theory)

[1906] Mass spectrum (ESI⁺): $m/z=212$ [M+H]⁺

[1907] The following compounds are obtained analogously to Example LXVIII:

[1908] (1) 1-methyl-3-difluoromethyl-isoquinoline

[1909] (Prepared from 1-methyl-3-trifluoromethyl-3,4-dihydro-isoquinoline)

[1910] Mass spectrum (ESI⁺): $m/z=194$ [M+H]⁺

EXAMPLE LXIX

[1911] 4-chloro-3-methoxy-1-methyl-isoquinoline

[1912] Prepared by treating 3-methoxy-1-methyl-isoquinoline with sulphuryl chloride in methylene chloride.

[1913] R_f value: 0.30 (silica gel, cyclohexane)

[1914] Mass spectrum (ESI⁺): $m/z=208, 210$ [M+H]⁺

EXAMPLE LXX

[1915] 3-cyclopropyl-8-bromo-xanthine

[1916] Prepared by reacting 3-cyclopropyl-xanthine with bromine in the presence of potassium carbonate in acetonitrile at 60° C.

[1917] R_f value: 0.65 (ready-made reversed phase TLC plate (E. Merck), acetonitrile/water/trifluoroacetic acid=50:50:1)

[1918] Mass spectrum (ESI⁺): $m/z=271, 273$ [M+H]⁺

EXAMPLE LXXI

[1919] Ethyl 1,2,3,4-tetrahydro-phenanthridin-6-yl-carboxylate

[1920] Analogously to the method described by Gonsalves et al. (*Tetrahedron* 1992, 48, 6821) a solution of 3.90 g of ethyl 5,6,7,8-tetrahydro-benzo[1,2,4]triazin-3-carboxylate (Sagi et al., *Heterocycles* 1989, 29, 2253) in 20 ml dioxane is refluxed. Then 8.22 g of anthranilic acid and 7.02 g of isoamyl nitrite, in each case dissolved in 20 ml dioxane, are simultaneously added dropwise within 25 minutes by means of two dropping funnels. The reaction mixture is refluxed for a further 30 minutes. For working up the cooled deep-brown reaction solution is diluted with 150 ml diethyl ether, washed with 100 ml of 2 N sodium hydroxide solution and with water, dried over magnesium sulphate and evaporated down. The brown, oily flask residue is chromatographed through a silica gel column with ethyl acetate/petroleum ether (20:80 to 50:50) as eluant. The product obtained is still somewhat contaminated, but is reacted further without any more purification.

[1921] Yield: 380 mg (8% of theory)

[1922] R_f value: 0.55 (silica gel, petroleum ether/ethyl acetate=2:1)

[1923] Mass spectrum (ESI⁺): $m/z=256$ [M+H]⁺

[1924] Preparation of the final compounds:

EXAMPLE 1

[1925] 1,3-dimethyl-7-(2,6-dicyano-benzyl)-8-(3-amino-piperidin-1-yl)-xanthine

[1926] 129 mg of 3-amino-piperidine-dihydrochloride are added to a mixture of 298 mg of 1,3-dimethyl-7-(2,6-dicyano-benzyl)-8-bromo-xanthine and 420 mg of potassium carbonate in 9 ml of N,N-dimethylformamide. The reaction mixture is stirred for three hours at 80° C. For working up the mixture is diluted with methylene chloride and washed with saturated sodium chloride solution. The organic phase is dried over magnesium sulphate and evaporated down. The crude product is purified by chromatogra-

phy through a silica gel column with methylene chloride/methanol/conc. methanolic ammonia (95:5:1 to 80:20:1) as eluant.

[1927] Yield: 43 mg (14% of theory)

[1928] R_f value: 0.67 (silica gel, methylene chloride/methanol/conc. aqueous ammonia=80:20:1)

[1929] Mass spectrum (ESI⁺): $m/z=419$ [M+H]⁺ The following compounds are obtained analogously to Example 1:

[1930] (1) 1-(2-cyano-ethyl)-3-methyl-7-(2-cyano-benzyl)-8-(3-amino-piperidin-1-yl)-xanthine

[1931] R_f value: 0.35 (silica gel, methylene chloride/methanol=9:1)

[1932] Mass spectrum (ESI⁺): $m/z=433$ [M+H]⁺

EXAMPLE 2

[1933] 1-(2-{2-[(ethoxycarbonyl)methoxy]-phenyl}-2-oxo-ethyl)-3-methyl-7-(3-methyl-2-buten-1-yl)-8-(3-amino-piperidin-1-yl)-xanthine

[1934] A solution of 209 mg of 1-(2-{2-[(ethoxycarbonyl)methoxy]-phenyl}-2-oxo-ethyl)-3-methyl-7-(3-methyl-2-buten-1-yl)-8-[3-(tert.-butyloxycarbonylamino)-piperidin-1-yl]-xanthine in 4 ml methylene chloride is combined with 1 ml of trifluoroacetic acid and stirred for half an hour at ambient temperature. For working up the reaction mixture is diluted with methylene chloride and washed with saturated potassium carbonate solution. The organic phase is dried, evaporated down and chromatographed through a silica gel column with methylene chloride/methanol (1:0 to 4:1) as eluant.

[1935] Yield: 153 mg of (87% of theory)

[1936] Mass spectrum (ESI⁺): $m/z=553$ [M+H]⁺

[1937] The following compounds are obtained analogously to Example 2:

[1938] (1) 1-(2-{2-[(aminocarbonyl)methoxy]-phenyl}-2-oxo-ethyl)-3-methyl-7-(3-methyl-2-buten-1-yl)-8-(3-amino-piperidin-1-yl)-xanthine

[1939] Mass spectrum (ESI⁺): $m/z=524$ [M+H]⁺

[1940] (2) 1-(2-{3-[(methanesulphonyl)methoxy]-phenyl}-2-oxo-ethyl)-3-methyl-7-(3-methyl-2-buten-1-yl)-8-(3-amino-piperidin-1-yl)-xanthine

[1941] R_f value: 0.58 (ready-made reversed phase TLC plate (E. Merck), acetonitrile/water/trifluoroacetic acid=100:100:0.1)

[1942] Mass spectrum (ESI⁺): $m/z=543$ [M+H]⁺

[1943] (3) 1-(1-methyl-2-oxo-2-phenyl-ethyl)-3-methyl-7-(3-methyl-2-buten-1-yl)-8-(3-amino-piperidin-1-yl)-xanthine

[1944] Mass spectrum (ESI⁺): $m/z=465$ [M+H]⁺

[1945] (4) 1-(2-phenoxy-ethyl)-3-methyl-7-(2-cyano-benzyl)-8-(3-amino-piperidin-1-yl)-xanthine

[1946] R_f value: 0.50 (silica gel, methylene chloride/methanol=9:1)

[1947] Mass spectrum (ESI⁺): $m/z=500$ [M+H]⁺

[1948] (5) 1-(2-phenyl-2-oxo-ethyl)-7-(3-methyl-2-buten-1-yl)-8-(3-amino-piperidin-1-yl)-xanthine R_f value: 0.58 (silica gel, methylene chloride/methanol/conc. aqueous ammonia=80:20:1)

[1949] Mass spectrum (ESI[−]): $m/z=435$ [M−H][−]

[1950] (6) 1-(2-{3-[(ethoxycarbonyl)methoxy]-phenyl}-2-oxo-ethyl)-3-methyl-7-(3-methyl-2-buten-1-yl)-8-(3-amino-piperidin-1-yl)-xanthine

[1951] Mass spectrum (ESI⁺): $m/z=553$ [M+H]⁺

[1952] (7) 1-(2-{2-[(methylaminocarbonyl)methoxy]-phenyl}-2-oxo-ethyl)-3-methyl-7-(3-methyl-2-buten-1-yl)-8-(3-amino-piperidin-1-yl)-xanthine

[1953] Mass spectrum (ESI⁺): $m/z=538$ [M+H]⁺

[1954] (8) 1-(2-{2-[(dimethylaminocarbonyl)methoxy]-phenyl}-2-oxo-ethyl)-3-methyl-7-(3-methyl-2-buten-1-yl)-8-(3-amino-piperidin-1-yl)-xanthine

[1955] Mass spectrum (ESI⁺): $m/z=552$ [M+H]⁺

[1956] (9) 1-(2-methoxy-ethyl)-3-methyl-7-(2-cyano-benzyl)-8-(3-amino-piperidin-1-yl)-xanthine

[1957] R_f value: 0.40 (silica gel, methylene chloride/methanol=9:1)

[1958] Mass spectrum (ESI⁺): $m/z=438$ [M+H]⁺

[1959] (10) 1-methyl-3-[(methoxycarbonyl)methyl]-7-(2-cyano-benzyl)-8-(3-amino-piperidin-1-yl)-xanthine

[1960] R_f value: 0.40 (silica gel, methylene chloride/methanol=9:1)

[1961] Mass spectrum (ESI⁺): $m/z=452$ [M+H]⁺

[1962] (11) 1-methyl-3-cyanomethyl-7-(2-cyano-benzyl)-8-(3-amino-piperidin-1-yl)-xanthine

[1963] (Carried out with 5-6 M isopropanolic hydrochloric acid in methylene chloride)

[1964] R_f value: 0.20 (silica gel, methylene chloride/methanol=9:1)

[1965] Mass spectrum (ESI⁺): $m/z=419$ [M+H]⁺

[1966] (12) 1-methyl-3-(2-propyn-1-yl)-7-(2-cyano-benzyl)-8-(3-amino-piperidin-1-yl)-xanthine

[1967] R_f value: 0.40 (silica gel, methylene chloride/methanol=9:1)

[1968] Mass spectrum (ESI⁺): $m/z=418$ [M+H]⁺

[1969] (13) 1-{2-[3-(2-oxo-imidazolidin-1-yl)-phenyl]-2-oxo-ethyl}-3-methyl-7-(3-methyl-2-buten-1-yl)-8-(3-amino-piperidin-1-yl)-xanthine

[1970] R_f value: 0.54 (ready-made reversed phase TLC plate (E. Merck), acetonitrile/water/trifluoroacetic acid=100:100:0.1)

[1971] Mass spectrum (ESI⁺): $m/z=535$ [M+H]⁺

[1972] (14) 1-methyl-3-(2-propen-1-yl)-7-(2-cyano-benzyl)-8-(3-amino-piperidin-1-yl)-xanthine

[1973] R_f value: 0.40 (silica gel, methylene chloride/methanol=9:1)

[1974] Mass spectrum (ESI⁺): $m/z=420$ [M+H]⁺

- [1975] (15) 1-(2-phenyl-2-oxo-ethyl)-3-methyl-7-(2-butyln-1-yl)-8-(3-amino-piperidin-1-yl)-xanthine
- [1976] Mass spectrum (ESI⁺): m/z=435 [M+H]⁺
- [1977] (16) 1-(2-{2-[(ethylcarbonyl)amino]-phenyl}-2-oxo-ethyl)-3-methyl-7-(3-methyl-2-buten-1-yl)-8-(3-amino-piperidin-1-yl)-xanthine
- [1978] R_f value: 0.50 (ready-made reversed phase TLC plate (E. Merck), acetonitrile/water/trifluoroacetic acid=100:100:0.1)
- [1979] Mass spectrum (ESI⁺): m/z=522 [M+H]⁺
- [1980] (17) 1-methyl-3-phenyl-7-(2-cyano-benzyl)-8-(3-amino-piperidin-1-yl)-xanthine
- [1981] R_f value: 0.40 (silica gel, methylene chloride/methanol=9:1)
- [1982] Mass spectrum (ESI⁺): m/z=456 [M+H]⁺
- [1983] (18) 1-[2-(2-amino-phenyl)-2-oxo-ethyl]-3-methyl-7-(3-methyl-2-buten-1-yl)-8-((S)-3-amino-piperidin-1-yl)-xanthine
- [1984] R_f value: 0.50 (ready-made reversed phase TLC plate (E. Merck), acetonitrile/water/trifluoroacetic acid=50:50:0.1)
- [1985] Mass spectrum (ESI⁺): m/z=466 [M+H]⁺
- [1986] (19) 1-(2-phenyl-2-oxo-ethyl)-3-cyanomethyl-7-(3-methyl-2-buten-1-yl)-8-(3-amino-piperidin-1-yl)-xanthine
- [1987] R_f value: 0.07 (silica gel, methylene chloride/methanol/conc. aqueous ammonia=90:10:1)
- [1988] Mass spectrum (ESI⁺): m/z=476 [M+H]⁺
- [1989] (20) 1-[(quinolin-2-yl)methyl]-3-methyl-7-(3-methyl-2-buten-1-yl)-8-(3-amino-piperidin-1-yl)-xanthine
- [1990] (Carried out with 5-6 M isopropanolic hydrochloric acid in methylene chloride)
- [1991] R_f value: 0.50 (silica gel, methylene chloride/methanol/conc. aqueous ammonia=90:10:1)
- [1992] Mass spectrum (ESI⁺): m/z=474 [M+H]⁺
- [1993] (21) 1-[(2-oxo-2H-chromen-4-yl)methyl]-3-methyl-7-(3-methyl-2-buten-1-yl)-8-(3-amino-piperidin-1-yl)-xanthine
- [1994] (Carried out with 5-6 M isopropanolic hydrochloric acid in methylene chloride)
- [1995] Mass spectrum (ESI⁺): m/z=491 [M+H]⁺
- [1996] R_f value: 0.16 (silica gel, methylene chloride/methanol/conc. aqueous ammonia=95:5:0.1)
- [1997] (22) 1-[(cinnolin-4-yl)methyl]-3-methyl-7-(3-methyl-2-buten-1-yl)-8-(3-amino-piperidin-1-yl)-xanthine (1:1 mixture with 1-[(1,4-dihydro-cinnolin-4-yl)methyl]-3-methyl-7-(3-methyl-2-buten-1-yl)-8-(3-amino-piperidin-1-yl)-xanthine)
- [1998] (Carried out with 5-6 M isopropanolic hydrochloric acid in methylene chloride)
- [1999] R_f value: 0.49 (silica gel, methylene chloride/methanol/conc. aqueous ammonia=90:10:1)
- [2000] Mass spectrum (ESI⁺): m/z=475 [M+H]⁺
- [2001] (23) 1-[(1-methyl-2-oxo-1,2-dihydro-quinolin-4-yl)methyl]-3-methyl-7-(3-methyl-2-buten-1-yl)-8-(3-amino-piperidin-1-yl)-xanthine
- [2002] (Carried out with 5-6 M isopropanolic hydrochloric acid in methylene chloride)
- [2003] Melting point: 178-181° C.
- [2004] Mass spectrum (ESI⁺): m/z=504 [M+H]⁺
- [2005] (24) 1-[(4-oxo-3,4-dihydro-phthalazin-1-yl)methyl]-3-methyl-7-(3-methyl-2-buten-1-yl)-8-(3-amino-piperidin-1-yl)-xanthine
- [2006] (Carried out with 5-6 M isopropanolic hydrochloric acid in methylene chloride)
- [2007] R_f value: 0.06 (silica gel, methylene chloride/methanol/conc. aqueous ammonia=95:5:0.1)
- [2008] Mass spectrum (ESI⁺): m/z=491 [M+H]⁺
- [2009] (25) 1-[(quinazolin-4-yl)methyl]-3-methyl-7-(3-methyl-2-buten-1-yl)-8-(3-amino-piperidin-1-yl)-xanthine
- [2010] (Carried out with 5-6 M isopropanolic hydrochloric acid in methylene chloride)
- [2011] R_f value: 0.48 (silica gel, methylene chloride/methanol/conc. aqueous ammonia=90:10:1)
- [2012] Mass spectrum (ESI⁺): m/z=475 [M+H]⁺
- [2013] (26) 1-[(5-methyl-3-phenyl-isoxazol-4-yl)methyl]-3-methyl-7-(3-methyl-2-buten-1-yl)-8-(3-amino-piperidin-1-yl)-xanthine
- [2014] (Carried out with 5-6 M isopropanolic hydrochloric acid in methylene chloride)
- [2015] R_f value: 0.40 (silica gel, methylene chloride/methanol/conc. aqueous ammonia=90:10:0.1)
- [2016] Mass spectrum (ESI⁺): m/z=504 [M+H]⁺
- [2017] (27) 1-[(isoquinoline-3-yl)methyl]-3-methyl-7-(3-methyl-2-buten-1-yl)-8-(3-amino-piperidin-1-yl)-xanthine (Carried out with 5-6 M isopropanolic hydrochloric acid in methylene chloride)
- [2018] R_f value: 0.51 (silica gel, methylene chloride/methanol/conc. aqueous ammonia=90:10:1)
- [2019] Mass spectrum (ESI⁺): m/z=474 [M+H]⁺
- [2020] (28) 1-[(3-phenyl-[1,2,4]oxadiazol-5-yl)methyl]-3-methyl-7-(3-methyl-2-buten-1-yl)-8-(3-amino-piperidin-1-yl)-xanthine
- [2021] (Carried out with 5-6 M isopropanolic hydrochloric acid in methylene chloride)
- [2022] R_f value: 0.23 (silica gel, methylene chloride/methanol/conc. aqueous ammonia=95:5:1)
- [2023] Mass spectrum (ESI⁺): m/z=491 [M+H]⁺
- [2024] (29) 1-[(4-phenyl-pyridin-2-yl)methyl]-3-methyl-7-(3-methyl-2-buten-1-yl)-8-(3-amino-piperidin-1-yl)-xanthine

- [2025] (Carried out with 5-6 M isopropanolic hydrochloric acid in methylene chloride)
- [2026] R_f value: 0.51 (silica gel, methylene chloride/methanol/conc. aqueous ammonia=90:10:1)
- [2027] Mass spectrum (ESI⁺): $m/z=500$ [M+H]⁺
- [2028] (30) 1-[2-(5-phenyl-pyridin-2-yl)methyl]-3-methyl-7-(3-methyl-2-buten-1-yl)-8-(3-amino-piperidin-1-yl)-xanthine
- [2029] (Carried out with 5-6 M isopropanolic hydrochloric acid in methylene chloride)
- [2030] R_f value: 0.58 (silica gel, methylene chloride/methanol/conc. aqueous ammonia=90:10:1)
- [2031] Mass spectrum (ESI⁺): $m/z=500$ [M+H]⁺
- [2032] (31) 1-[2-(3-methyl-4-oxo-3,4-dihydro-phthalazin-1-yl)methyl]-3-methyl-7-(3-methyl-2-buten-1-yl)-8-(3-amino-piperidin-1-yl)-xanthine-hydrochloride
- [2033] (Carried out with 5-6 M isopropanolic hydrochloric acid in methylene chloride; product precipitated as the hydrochloride)
- [2034] R_f value: 0.55 (silica gel, methylene chloride/methanol/conc. aqueous ammonia=90:10:0.1)
- [2035] Mass spectrum (ESI⁺): $m/z=505$ [M+H]⁺
- [2036] (32) 1-[2-(3-methylsulphanyl-phenyl)-2-oxo-ethyl]-3-methyl-7-(3-methyl-2-buten-1-yl)-8-(3-amino-piperidin-1-yl)-xanthine
- [2037] R_f value: 0.34 (silica gel, methylene chloride/methanol/conc. aqueous ammonia=90:10:1)
- [2038] Mass spectrum (ESI⁺): $m/z=497$ [M+H]⁺
- [2039] (33) 1-[2-(3-methanesulphonyl-phenyl)-2-oxo-ethyl]-3-methyl-7-(3-methyl-2-buten-1-yl)-8-(3-amino-piperidin-1-yl)-xanthine
- [2040] R_f value: 0.21 (silica gel, methylene chloride/methanol/conc. aqueous ammonia=90:10:1)
- [2041] Mass spectrum (ESI⁺): $m/z=513$ [M+H]⁺
- [2042] (34) 1-[2-(3-methanesulphonyl-phenyl)-2-oxo-ethyl]-3-methyl-7-(3-methyl-2-buten-1-yl)-8-(3-amino-piperidin-1-yl)-xanthine
- [2043] R_f value: 0.66 (ready-made reversed phase TLC plate (E. Merck), acetonitrile/water/trifluoroacetic acid=50:50:1)
- [2044] Mass spectrum (ESI⁺): $m/z=529$ [M+H]⁺
- [2045] (35) 1-[2-(3-carboxy-phenyl)-2-oxo-ethyl]-3-methyl-7-(3-methyl-2-buten-1-yl)-8-(3-amino-piperidin-1-yl)-xanthine-hydrochloride
- [2046] (Carried out with 5-6 M isopropanolic hydrochloric acid in methylene chloride; product precipitated as the hydrochloride)
- [2047] R_f value: 0.54 (ready-made reversed phase TLC plate (E. Merck), acetonitrile/water/trifluoroacetic acid=50:50:1)
- [2048] Mass spectrum (ESI⁺): $m/z=495$ [M+H]⁺
- [2049] (36) 1-[2-(3-methoxycarbonyl-phenyl)-2-oxo-ethyl]-3-methyl-7-(3-methyl-2-buten-1-yl)-8-(3-amino-piperidin-1-yl)-xanthine-hydrochloride
- [2050] (Carried out with 5-6 M isopropanolic hydrochloric acid in methylene chloride; product precipitated as the hydrochloride)
- [2051] R_f value: 0.47 (ready-made reversed phase TLC plate (E. Merck), acetonitrile/water/trifluoroacetic acid=50:50:1)
- [2052] Mass spectrum (ESI⁺): $m/z=509$ [M+H]⁺
- [2053] (37) 1-[2-[3-(methylaminocarbonyl)-phenyl]-2-oxo-ethyl]-3-methyl-7-(3-methyl-2-buten-1-yl)-8-(3-amino-piperidin-1-yl)-xanthine-hydrochloride
- [2054] (Carried out with 5-6 M isopropanolic hydrochloric acid in methylene chloride; product obtained as the hydrochloride)
- [2055] R_f value: 0.53 (ready-made reversed phase TLC plate (E. Merck), acetonitrile/water/trifluoroacetic acid=50:50:1)
- [2056] Mass spectrum (ESI⁺): $m/z=508$ [M+H]⁺
- [2057] (38) 1-[2-[3-(dimethylaminocarbonyl)-phenyl]-2-oxo-ethyl]-3-methyl-7-(3-methyl-2-buten-1-yl)-8-(3-amino-piperidin-1-yl)-xanthine-hydrochloride
- [2058] (Carried out with 5-6 M isopropanolic hydrochloric acid in methylene chloride; product obtained as the hydrochloride)
- [2059] R_f value: 0.53 (ready-made reversed phase TLC plate (E. Merck), acetonitrile/water/trifluoroacetic acid=50:50:1)
- [2060] Mass spectrum (ESI⁺): $m/z=522$ [M+H]⁺
- [2061] (39) 1-[2-[3-(morpholin-4-yl-carbonyl)-phenyl]-2-oxo-ethyl]-3-methyl-7-(3-methyl-2-buten-1-yl)-8-(3-amino-piperidin-1-yl)-xanthine-hydrochloride
- [2062] (Carried out with 5-6 M isopropanolic hydrochloric acid in methylene chloride; product obtained as the hydrochloride)
- [2063] R_f value: 0.53 (ready-made reversed phase TLC plate (E. Merck), acetonitrile/water/trifluoroacetic acid=50:50:1)
- [2064] Mass spectrum (ESI⁺): $m/z=564$ [M+H]⁺
- [2065] (40) 1-[2-(2-carboxy-phenyl)-2-oxo-ethyl]-3-methyl-7-(3-methyl-2-buten-1-yl)-8-(3-amino-piperidin-1-yl)-xanthine-hydrochloride
- [2066] (Carried out with 5-6 M isopropanolic hydrochloric acid in methylene chloride; product obtained as the hydrochloride)
- [2067] R_f value: 0.53 (ready-made reversed phase TLC plate (E. Merck), acetonitrile/water/trifluoroacetic acid=50:50:1)
- [2068] Mass spectrum (ESI⁺): $m/z=495$ [M+H]⁺
- [2069] (41) 1-[2-(2-ethoxycarbonyl-phenyl)-2-oxo-ethyl]-3-methyl-7-(3-methyl-2-buten-1-yl)-8-(3-amino-piperidin-1-yl)-xanthine-hydrochloride (Carried out with 5-6 M iso-

propanolic hydrochloric acid in methylene chloride; product obtained as the hydrochloride)

[2070] R_f value: 0.41 (ready-made reversed phase TLC plate (E. Merck), acetonitrile/water/trifluoroacetic acid=50:50:1)

[2071] Mass spectrum (ESI⁺): $m/z=523$ [M+H]⁺

[2072] (42) 1-{2-[2-(dimethylaminocarbonyl)-phenyl]-2-oxo-ethyl}-3-methyl-7-(3-methyl-2-buten-1-yl)-8-(3-amino-piperidin-1-yl)-xanthine-hydrochloride

[2073] (Carried out with 5-6 M isopropanolic hydrochloric acid in methylene chloride; product obtained as the hydrochloride)

[2074] R_f value: 0.53 (ready-made reversed phase TLC plate (E. Merck), acetonitrile/water/trifluoroacetic acid=50:50:1)

[2075] Mass spectrum (ESI⁺): $m/z=522$ [M+H]⁺

[2076] (43) 1-{2-[2-(morpholin-4-yl-carbonyl)-phenyl]-2-oxo-ethyl}-3-methyl-7-(3-methyl-2-buten-1-yl)-8-(3-amino-piperidin-1-yl)-xanthine-hydrochloride

[2077] (Carried out with 5-6 M isopropanolic hydrochloric acid in methylene chloride; product obtained as the hydrochloride)

[2078] R_f value: 0.53 (ready-made reversed phase TLC plate (E. Merck), acetonitrile/water/trifluoroacetic acid=50:50:1)

[2079] Mass spectrum (ESI⁺): $m/z=564$ [M+H]⁺

[2080] (44) 1-[2-(2,6-dimethoxy-phenyl)-2-oxo-ethyl]-3-methyl-7-(3-methyl-2-buten-1-yl)-8-(3-amino-piperidin-1-yl)-xanthine-hydrochloride

[2081] (Carried out with 5-6 M isopropanolic hydrochloric acid in methylene chloride; product obtained as the hydrochloride)

[2082] R_f value: 0.44 (ready-made reversed phase TLC plate (E. Merck), acetonitrile/water/trifluoroacetic acid=50:50:1)

[2083] Mass spectrum (ESI⁺): $m/z=511$ [M+H]⁺

[2084] (45) 1-(2-phenyl-2-oxo-ethyl)-3-methyl-7-(2,3-dimethyl-2-buten-1-yl)-8-(3-amino-piperidin-1-yl)-xanthine-hydrochloride

[2085] (Carried out with 5-6 M isopropanolic hydrochloric acid in methylene chloride; product obtained as the hydrochloride)

[2086] R_f value: 0.68 (ready-made reversed phase TLC plate (E. Merck), acetonitrile/water/trifluoroacetic acid=50:50:1)

[2087] Mass spectrum (ESI⁺): $m/z=465$ [M+H]⁺

[2088] (46) 1-((E)-3-phenyl-allyl)-3-methyl-7-(3-methyl-2-buten-1-yl)-8-(3-amino-piperidin-1-yl)-xanthine

[2089] (Carried out with 5-6 M isopropanolic hydrochloric acid in methylene chloride)

[2090] R_f value: 0.38 (silica gel, methylene chloride/methanol/conc. aqueous ammonia=95:5:0.1)

[2091] Mass spectrum (ESI⁺): $m/z=449$ [M+H]⁺

[2092] (47) 1-[(benzo[b]thiophen-3-yl)methyl]-3-methyl-7-(3-methyl-2-buten-1-yl)-8-(3-amino-piperidin-1-yl)-xanthine

[2093] (Carried out with 5-6 M isopropanolic hydrochloric acid in methylene chloride)

[2094] R_f value: 0.51 (silica gel, methylene chloride/methanol/conc. aqueous ammonia=90:10:1)

[2095] Mass spectrum (ESI⁺): $m/z=479$ [M+H]⁺

[2096] (48) 1-[(1H-indol-3-yl)methyl]-3-methyl-7-(3-methyl-2-buten-1-yl)-8-(3-amino-piperidin-1-yl)-xanthine

[2097] R_f value: 0.48 (silica gel, methylene chloride/methanol/conc. aqueous ammonia=90:10:1)

[2098] Mass spectrum (ESI⁺): $m/z=462$ [M+H]⁺

[2099] (49) 1-[(biphenyl-4-yl)methyl]-3-methyl-7-(3-methyl-2-buten-1-yl)-8-(3-amino-piperidin-1-yl)-xanthine (Carried out with 5-6 M isopropanolic hydrochloric acid in methylene chloride)

[2100] R_f value: 0.30 (silica gel, methylene chloride/methanol/conc. aqueous ammonia=95:5:0.1)

[2101] Mass spectrum (ESI⁺): $m/z=499$ [M+H]⁺

[2102] (50) 1-[(1-naphthyl)methyl]-3-methyl-7-(2-buten-1-yl)-8-(3-amino-piperidin-1-yl)-xanthine (Carried out with 5-6 M isopropanolic hydrochloric acid in methylene chloride)

[2103] R_f value: 0.56 (silica gel, methylene chloride/methanol/conc. aqueous ammonia=90:10:1)

[2104] Mass spectrum (ESI⁺): $m/z=457$ [M+H]⁺

[2105] (51) 1-[(1-methyl-2-oxo-1,2-dihydro-quinolin-4-yl)methyl]-3-methyl-7-(2-buten-1-yl)-8-(3-amino-piperidin-1-yl)-xanthine

[2106] (Carried out with 5-6 M isopropanolic hydrochloric acid in methylene chloride)

[2107] R_f value: 0.40 (silica gel, methylene chloride/methanol/conc. aqueous ammonia=90:10:1)

[2108] Mass spectrum (ESI⁺): $m/z=488$ [M+H]⁺

[2109] (52) 1-[(quinolin-4-yl)methyl]-3-methyl-7-(2-buten-1-yl)-8-(3-amino-piperidin-1-yl)-xanthine (Carried out with 5-6 M isopropanolic hydrochloric acid in methylene chloride)

[2110] R_f value: 0.52 (silica gel, methylene chloride/methanol/conc. aqueous ammonia=90:10:1)

[2111] Mass spectrum (ESI⁺): $m/z=458$ [M+H]⁺

[2112] (53) 1-(2-cyclohexyl-2-oxo-ethyl)-3-methyl-7-(3-methyl-2-buten-1-yl)-8-(3-amino-piperidin-1-yl)-xanthine

[2113] (Carried out with 5-6 M isopropanolic hydrochloric acid in methylene chloride)

[2114] R_f value: 0.48 (silica gel, methylene chloride/methanol/conc. aqueous ammonia=90:10:1)

[2115] Mass spectrum (ESI⁺): $m/z=457$ [M+H]⁺

- [2116] (54) 1-(3,3-dimethyl-2-oxo-butyl)-3-methyl-7-(3-methyl-2-buten-1-yl)-8-(3-amino-piperidin-1-yl)-xanthine
- [2117] (Carried out with 5-6 M isopropanolic hydrochloric acid in methylene chloride)
- [2118] R_f value: 0.49 (silica gel, methylene chloride/methanol/conc. aqueous ammonia=90:10:1)
- [2119] Mass spectrum (ESI⁺): $m/z=431$ [M+H]⁺
- [2120] (55) 1-[(quinazolin-2-yl)methyl]-3-methyl-7-(2-butyn-1-yl)-8-(3-amino-piperidin-1-yl)-xanthine
- [2121] (Carried out with 5-6 M isopropanolic hydrochloric acid in methylene chloride)
- [2122] R_f value: 0.20 (silica gel, methylene chloride/methanol/conc. aqueous ammonia=95:5:0.1)
- [2123] Mass spectrum (ESI⁺): $m/z=459$ [M+H]⁺
- [2124] (56) 1-[(2-methyl-naphthalen-1-yl)methyl]-3-methyl-7-(2-butyn-1-yl)-8-(3-amino-piperidin-1-yl)-xanthine
- [2125] (Carried out with 5-6 M isopropanolic hydrochloric acid in methylene chloride)
- [2126] R_f value: 0.25 (silica gel, methylene chloride/methanol/conc. aqueous ammonia=95:5:0.1)
- [2127] Mass spectrum (ESI⁺): $m/z=471$ [M+H]⁺
- [2128] (57) 1-({5-[(methoxycarbonyl)methylamino]-isoquinolin-1-yl}methyl)-3-methyl-7-(3-methyl-2-buten-1-yl)-8-(3-amino-piperidin-1-yl)-xanthine
- [2129] (Carried out with 5-6 M isopropanolic hydrochloric acid in methylene chloride)
- [2130] R_f value: 0.43 (silica gel, methylene chloride/methanol/conc. aqueous ammonia=90:10:1)
- [2131] Mass spectrum (ESI⁺): $m/z=561$ [M+H]⁺
- [2132] (58) 1-(2-dimethylamino-2-oxo-ethyl)-3-methyl-7-(3-methyl-2-buten-1-yl)-8-(3-amino-piperidin-1-yl)-xanthine
- [2133] (Carried out with 5-6 M isopropanolic hydrochloric acid in methylene chloride)
- [2134] R_f value: 0.38 (silica gel, methylene chloride/methanol/conc. aqueous ammonia=90:10:1)
- [2135] Mass spectrum (ESI⁺): $m/z=418$ [M+H]⁺
- [2136] (59) 1-[2-(piperidin-1-yl)-2-oxo-ethyl]-3-methyl-7-(3-methyl-2-buten-1-yl)-8-(3-amino-piperidin-1-yl)-xanthine
- [2137] (Carried out with 5-6 M isopropanolic hydrochloric acid in methylene chloride)
- [2138] R_f value: 0.35 (silica gel, methylene chloride/methanol/conc. aqueous ammonia=90:10:1)
- [2139] Mass spectrum (ESI⁺): $m/z=458$ [M+H]⁺
- [2140] (60) 1-[(2-methyl-1-oxo-1,2-dihydro-isoquinoline-4-yl)methyl]-7-(2-butyn-1-yl)-8-(3-amino-piperidin-1-yl)-xanthine
- [2141] (Carried out with 5-6 M isopropanolic hydrochloric acid in methylene chloride)
- [2142] R_f value: 0.17 (silica gel, methylene chloride/methanol/conc. aqueous ammonia=95:5:0.1)
- [2143] Mass spectrum (ESI⁺): $m/z=488$ [M+H]⁺
- [2144] (61) 1-[(2-methyl-1-oxo-1,2-dihydro-isoquinoline-4-yl)methyl]-7-(3-methyl-2-buten-1-yl)-8-(3-amino-piperidin-1-yl)-xanthine
- [2145] (Carried out with 5-6 M isopropanolic hydrochloric acid in methylene chloride)
- [2146] R_f value: 0.13 (silica gel, methylene chloride/methanol/conc. aqueous ammonia=95:5:0.1)
- [2147] Mass spectrum (ESI⁺): $m/z=504$ [M+H]⁺
- [2148] (62) 1-[(2-methoxy-naphthalen-1-yl)methyl]-3-methyl-7-(2-butyn-1-yl)-8-(3-amino-piperidin-1-yl)-xanthine
- [2149] (Carried out with 5-6 M isopropanolic hydrochloric acid in methylene chloride)
- [2150] R_f value: 0.17 (silica gel, methylene chloride/methanol/conc. aqueous ammonia=95:5:0.1)
- [2151] Mass spectrum (ESI⁺): $m/z=487$ [M+H]⁺
- [2152] (63) 1-[(isoquinolin-1-yl)methyl]-3-methyl-7-(2-butyn-1-yl)-8-(3-amino-piperidin-1-yl)-xanthine
- [2153] (Carried out with 5-6 M isopropanolic hydrochloric acid in methylene chloride)
- [2154] R_f value: 0.42 (silica gel, methylene chloride/methanol/conc. aqueous ammonia=90:10:1)
- [2155] Mass spectrum (ESI⁺): $m/z=458$ [M+H]⁺
- [2156] (64) 1-[(4-methoxy-naphthalen-1-yl)methyl]-3-methyl-7-(2-butyn-1-yl)-8-(3-amino-piperidin-1-yl)-xanthine
- [2157] (Carried out with 5-6 M isopropanolic hydrochloric acid in methylene chloride)
- [2158] R_f value: 0.14 (silica gel, methylene chloride/methanol/conc. aqueous ammonia=95:5:0.1)
- [2159] Mass spectrum (ESI⁺): $m/z=487$ [M+H]⁺
- [2160] (65) 1-[(3-methyl-isoquinolin-1-yl)methyl]-3-methyl-7-(2-butyn-1-yl)-8-(3-amino-piperidin-1-yl)-xanthine
- [2161] (Carried out with 5-6 M isopropanolic hydrochloric acid in methylene chloride)
- [2162] Melting point: 155-158° C.
- [2163] Mass spectrum (ESI⁺): $m/z=472$ [M+H]⁺
- [2164] (66) 1-[2-(2,3-dimethoxy-phenyl)-2-oxo-ethyl]-3-methyl-7-(3-methyl-2-buten-1-yl)-8-(3-amino-piperidin-1-yl)-xanthine
- [2165] (Carried out with 5-6 M isopropanolic hydrochloric acid in methylene chloride)
- [2166] R_f value: 0.40 (silica gel, methylene chloride/methanol/conc. aqueous ammonia=90:10:1)
- [2167] Mass spectrum (ESI⁺): $m/z=511$ [M+H]⁺
- [2168] (67) 1-[(5-nitro-naphthalen-1-yl)methyl]-3-methyl-7-(2-butyn-1-yl)-8-(3-amino-piperidin-1-yl)-xanthine
- [2169] (Carried out with 5-6 M isopropanolic hydrochloric acid in methylene chloride)

- [2170] R_f value: 0.15 (silica gel, methylene chloride/methanol/conc. aqueous ammonia=95:5:0.1)
- [2171] Mass spectrum (ESI⁺): $m/z=502$ [M+H]⁺
- [2172] (68) 1-[2-(pyrrolidin-1-yl)-2-oxo-ethyl]-3-methyl-7-(3-methyl-2-buten-1-yl)-8-(3-amino-piperidin-1-yl)-xanthine
- [2173] (Carried out with 5-6 M isopropanolic hydrochloric acid in methylene chloride)
- [2174] R_f value: 0.56 (silica gel, methylene chloride/methanol/conc. aqueous ammonia=90:10:1)
- [2175] Mass spectrum (ESI⁺): $m/z=444$ [M+H]⁺
- [2176] (69) 1-[4-methyl-isoquinolin-1-yl)methyl]-3-methyl-7-(2-butyn-1-yl)-8-(3-amino-piperidin-1-yl)-xanthine
- [2177] (Carried out with 5-6 M isopropanolic hydrochloric acid in methylene chloride)
- [2178] R_f value: 0.46 (silica gel, methylene chloride/methanol/conc. aqueous ammonia=90:10:1)
- [2179] Mass spectrum (ESI⁺): $m/z=472$ [M+H]⁺
- [2180] (70)1-[2-naphthyl)methyl]-3-methyl-7-(2-butyn-1-yl)-8-(3-amino-piperidin-1-yl)-xanthine
- [2181] (Carried out with 5-6 M isopropanolic hydrochloric acid in methylene chloride)
- [2182] R_f value: 0.20 (silica gel, methylene chloride/methanol/conc. aqueous ammonia=95:5:0.1)
- [2183] Mass spectrum (ESI⁺): $m/z=457$ [M+H]⁺
- [2184] (71)1-[4-oxo-3,4-dihydro-quinazolin-2-yl)methyl]-3-methyl-7-(2-butyn-1-yl)-8-(3-amino-piperidin-1-yl)-xanthine
- [2185] (Carried out with 5-6 M isopropanolic hydrochloric acid in methylene chloride)
- [2186] R_f value: 0.38 (silica gel, methylene chloride/methanol/conc. aqueous ammonia=90:10:0.1)
- [2187] Mass spectrum (ESI⁺): $m/z=475$ [M+H]⁺
- [2188] (72) 1-[quinolin-6-yl)methyl]-3-methyl-7-(2-butyn-1-yl)-8-(3-amino-piperidin-1-yl)-xanthine
- [2189] (Carried out with 5-6 M isopropanolic hydrochloric acid in methylene chloride)
- [2190] R_f value: 0.15 (silica gel, methylene chloride/methanol/conc. aqueous ammonia=95:5:0.1)
- [2191] Mass spectrum (ESI⁺): $m/z=458$ [M+H]⁺
- [2192] (73) 1-[4-dimethylamino-naphthalen-1-yl)methyl]-3-methyl-7-(2-butyn-1-yl)-8-(3-amino-piperidin-1-yl)-xanthine
- [2193] (Carried out with 5-6 M isopropanolic hydrochloric acid in methylene chloride)
- [2194] R_f value: 0.18 (silica gel, methylene chloride/methanol/conc. aqueous ammonia=95:5:0.1)
- [2195] Mass spectrum (ESI⁺): $m/z=500$ [M+H]⁺
- [2196] (74)1-[isoquinolin-1-yl)methyl]-3-methyl-7-((E)-2-buten-1-yl)-8-(3-amino-piperidin-1-yl)-xanthine
- [2197] (Carried out with 5-6 M isopropanolic hydrochloric acid in methylene chloride; the product still contains approx. 20% of Z isomer)
- [2198] R_f value: 0.66 (silica gel, methylene chloride/methanol/conc. aqueous ammonia=90:10:0.1)
- [2199] Mass spectrum (ESI⁺): $m/z=460$ [M+H]⁺
- [2200] (75) 1-[3-methoxy-naphthalen-2-yl)methyl]-3-methyl-7-(2-butyn-1-yl)-8-(3-amino-piperidin-1-yl)-xanthine
- [2201] (Carried out with 5-6 M isopropanolic hydrochloric acid in methylene chloride)
- [2202] R_f value: 0.25 (silica gel, methylene chloride/methanol/conc. aqueous ammonia=95:5:0.1)
- [2203] Mass spectrum (ESI⁺): $m/z=487$ [M+H]⁺
- [2204] (76) 1-[2-(2,3-dihydro-benzo[1,4]dioxin-5-yl)-2-oxo-ethyl]-3-methyl-7-(3-methyl-2-buten-1-yl)-8-(3-amino-piperidin-1-yl)-xanthine
- [2205] (Carried out with 5-6 M isopropanolic hydrochloric acid in methylene chloride)
- [2206] Mass spectrum (ESI⁺): $m/z=509$ [M+H]⁺
- [2207] (77) 1-[3-methyl-4-oxo-3,4-dihydro-quinazolin-2-yl)methyl]-3-methyl-7-(2-butyn-1-yl)-8-(3-amino-piperidin-1-yl)-xanthine (Carried out with 5-6 M isopropanolic hydrochloric acid in methylene chloride)
- [2208] R_f value: 0.20 (silica gel, methylene chloride/methanol/conc. aqueous ammonia=95:5:0.1)
- [2209] Mass spectrum (ESI⁺): $m/z=489$ [M+H]⁺
- [2210] (78) 1-[2-(3-methyl-2-oxo-2,3-dihydro-benzoxazol-7-yl)-2-oxo-ethyl]-3-methyl-7-(3-methyl-2-buten-1-yl)-8-(3-amino-piperidin-1-yl)-xanthine
- [2211] (Carried out with 5-6 M isopropanolic hydrochloric acid in methylene chloride)
- [2212] R_f value: 0.47 (silica gel, methylene chloride/methanol/conc. aqueous ammonia=90:10:1)
- [2213] Mass spectrum (ESI⁺): $m/z=522$ [M+H]⁺
- [2214] (79) 1-[2-(benzo[1,3]dioxol-4-yl)-2-oxo-ethyl]-3-methyl-7-(3-methyl-2-buten-1-yl)-8-(3-amino-piperidin-1-yl)-xanthine
- [2215] (Carried out with 5-6 M isopropanolic hydrochloric acid in methylene chloride)
- [2216] Mass spectrum (ESI⁺): $m/z=495$ [M+H]⁺
- [2217] (80) 1-[(quinazolin-2-yl)methyl]-3-methyl-7-(2-butyn-1-yl)-8-((R)-3-amino-piperidin-1-yl)-xanthine
- [2218] (Carried out with 5-6 M isopropanolic hydrochloric acid in methylene chloride)
- [2219] Mass spectrum (ESI⁺): $m/z=459$ [M+H]⁺
- [2220] (81) 1-[(quinazolin-2-yl)methyl]-3-methyl-7-(2-butyn-1-yl)-8-((S)-3-amino-piperidin-1-yl)-xanthine
- [2221] (Carried out with 5-6 M isopropanolic hydrochloric acid in methylene chloride)
- [2222] Mass spectrum (ESI⁺): $m/z=459$ [M+H]⁺

- [2223] (82) 1-[(quinazolin-2-yl)methyl]-3-methyl-7-((E)-2-buten-1-yl)-8-((S)-3-amino-piperidin-1-yl)-xanthine
- [2224] (Carried out with 5-6 M isopropanolic hydrochloric acid in methylene chloride; the product still contains approx. 20% of Z isomer)
- [2225] R_f value: 0.12 (silica gel, methylene chloride/methanol/conc. aqueous ammonia=95:5:0.1)
- [2226] Mass spectrum (ESI⁺): $m/z=461$ [M+H]⁺
- [2227] (83) 1-[(quinazolin-2-yl)methyl]-3-methyl-7-((E)-2-buten-1-yl)-8-((R)-3-amino-piperidin-1-yl)-xanthine
- [2228] (Carried out with 5-6 M isopropanolic hydrochloric acid in methylene chloride; the product still contains approx. 15% of Z isomer)
- [2229] R_f value: 0.12 (silica gel, methylene chloride/methanol/conc. aqueous ammonia=95:5:0.1)
- [2230] Mass spectrum (ESI⁺): $m/z=461$ [M+H]⁺
- [2231] (84) 1-[(3-methyl-isoquinolin-1-yl)methyl]-3-methyl-7-((E)-2-buten-1-yl)-8-((R)-3-amino-piperidin-1-yl)-xanthine
- [2232] (Carried out with 5-6 M isopropanolic hydrochloric acid in methylene chloride; the product still contains approx. 17% of Z isomer)
- [2233] R_f value: 0.54 (silica gel, methylene chloride/methanol/conc. aqueous ammonia=90:10:1)
- [2234] Mass spectrum (ESI⁺): $m/z=474$ [M+H]⁺
- [2235] (85) 1-[(3-methyl-isoquinolin-1-yl)methyl]-3-methyl-7-((E)-2-buten-1-yl)-8-((S)-3-amino-piperidin-1-yl)-xanthine
- [2236] (Carried out with 5-6 M isopropanolic hydrochloric acid in methylene chloride; the product still contains approx. 17% of Z isomer)
- [2237] R_f value: 0.54 (silica gel, methylene chloride/methanol/conc. aqueous ammonia=90:10:1)
- [2238] Mass spectrum (ESI⁺): $m/z=474$ [M+H]⁺
- [2239] (86) 1-(2-{2-[(ethylaminocarbonyl)methoxy]-phenyl}-2-oxo-ethyl)-3-methyl-7-(2-butyn-1-yl)-8-((R)-3-amino-piperidin-1-yl)-xanthine
- [2240] Mass spectrum (ESI⁺): $m/z=536$ [M+H]⁺
- [2241] (87) 1-[2-(2-amino-phenyl)-2-oxo-ethyl]-3-methyl-7-[(1-cyclopenten-1-yl)methyl]-8-(3-amino-piperidin-1-yl)-xanthine.
- [2242] Mass spectrum (ESI⁺): $m/z=478$ [M+H]⁺
- [2243] (88) 1-(2-phenyl-2-oxo-ethyl)-3-methyl-7-[(1-cyclopenten-1-yl)methyl]-8-(3-amino-piperidin-1-yl)-xanthine
- [2244] Mass spectrum (ESI⁺): $m/z=463$ [M+H]⁺
- [2245] (89) 1-(2-{2-[(methylaminocarbonyl)methoxy]-phenyl}-2-oxo-ethyl)-3-methyl-7-[(1-cyclopenten-1-yl)methyl]-8-(3-amino-piperidin-1-yl)-xanthine
- [2246] Mass spectrum (ESI⁺): $m/z=550$ [M+H]⁺
- [2247] (90) 1-methyl-3-isopropyl-7-(2-cyano-benzyl)-8-(3-amino-piperidin-1-yl)-xanthine
- [2248] R_f value: 0.40 (silica gel, methylene chloride/methanol=9:1)
- [2249] Mass spectrum (ESI⁺): $m/z=422$ [M+H]⁺
- [2250] (91) 1-(2-{2-[(methylaminocarbonyl)methoxy]-phenyl}-2-oxo-ethyl)-3-methyl-7-(2-butyn-1-yl)-8-(3-amino-piperidin-1-yl)-xanthine
- [2251] Mass spectrum (ESI⁺): $m/z=522$ [M+H]⁺
- [2252] (92) 1-(2-{2-[(aminocarbonyl)methoxy]-phenyl}-2-oxo-ethyl)-3-methyl-7-(2-butyn-1-yl)-8-(3-amino-piperidin-1-yl)-xanthine
- [2253] Mass spectrum (ESI⁺): $m/z=508$ [M+H]⁺
- [2254] (93) 1-[2-(2-cyanomethylamino-phenyl)-2-oxo-ethyl]-3-methyl-7-(3-methyl-2-buten-1-yl)-8-(3-amino-piperidin-1-yl)-xanthine
- [2255] (Carried out with 5-6 M isopropanolic hydrochloric acid in methylene chloride)
- [2256] R_f value: 0.50 (ready-made reversed phase TLC plate (E. Merck), acetonitrile/water/trifluoroacetic acid=50:50:1)
- [2257] Mass spectrum (ESI⁺): $m/z=505$ [M+H]⁺
- [2258] (94) 1-(2-{2-[(isopropylaminocarbonyl)methoxy]-phenyl}-2-oxo-ethyl)-3-methyl-7-(2-butyn-1-yl)-8-(3-amino-piperidin-1-yl)-xanthine
- [2259] R_f value: 0.30 (silica gel, methylene chloride/methanol=9:1)
- [2260] Mass spectrum (ESI⁺): $m/z=550$ [M+H]⁺
- [2261] (95) 1-[(isoquinolin-1-yl)methyl]-3-[(methoxycarbonyl)methyl]-7-(3-methyl-2-buten-1-yl)-8-(3-amino-piperidin-1-yl)-xanthine
- [2262] R_f value: 0.21 (silica gel, methylene chloride/methanol/conc. aqueous ammonia=90:10:1)
- [2263] Mass spectrum (ESI⁺): $m/z=532$ [M+H]⁺
- [2264] (96) 1-[2-(2-acetyl-amino-phenyl)-2-oxo-ethyl]-3-methyl-7-((E)-2-buten-1-yl)-8-(3-amino-piperidin-1-yl)-xanthine
- [2265] (product contains approx. 10% of Z isomer)
- [2266] Mass spectrum (ESI⁺): $m/z=494$ [M+H]⁺
- [2267] (97) 1-(2-phenyl-2-oxo-ethyl)-3-methyl-7-((E)-2-buten-1-yl)-8-(3-amino-piperidin-1-yl)-xanthine (product contains approx. 25% of Z isomer)
- [2268] R_f value: 0.30 (silica gel, methylene chloride/methanol=9:1)
- [2269] Mass spectrum (ESI⁺): $m/z=437$ [M+H]⁺
- [2270] (98) 1-(2-{2-[(isopropylloxycarbonyl)methoxy]-phenyl}-2-oxo-ethyl)-3-methyl-7-(3-methyl-2-buten-1-yl)-8-(3-amino-piperidin-1-yl)-xanthine
- [2271] Mass spectrum (ESI⁺): $m/z=567$ [M+H]⁺
- [2272] (99) 1-(2-{2-[(methylaminocarbonyl)methoxy]-phenyl}-2-oxo-ethyl)-3-methyl-7-(2-butyn-1-yl)-8-((R)-3-amino-piperidin-1-yl)-xanthine
- [2273] Mass spectrum (ESI⁺): $m/z=522$ [M+H]⁺

- [2274] (100) 1-(2-{2-[(isopropylcarbonyl)amino]-phenyl}-2-oxo-ethyl)-3-methyl-7-((E)-2-buten-1-yl)-8-(3-amino-piperidin-1-yl)-xanthine (product contains approx. 10% of Z isomer)
- [2275] Mass spectrum (ESI⁺): m/z=522 [M+H]⁺
- [2276] (101) 1-(2-{2-[(methylaminocarbonyl)methoxy]-phenyl}-2-oxo-ethyl)-3-methyl-7-((E)-2-buten-1-yl)-8-(3-amino-piperidin-1-yl)-xanthine (product contains approx. 8% of Z isomer)
- [2277] R_f value: 0.51 (ready-made reversed phase TLC plate (E. Merck), acetonitrile/water/trifluoroacetic acid=50:50:0.1)
- [2278] Mass spectrum (ESI⁺): m/z=524 [M+H]⁺
- [2279] (102) 1-(2-{2-[(ethylaminocarbonyl)methoxy]-phenyl}-2-oxo-ethyl)-3-methyl-7-(2-butyn-1-yl)-8-((S)-3-amino-piperidin-1-yl)-xanthine
- [2280] Mass spectrum (ESI⁺): m/z=536 [M+H]⁺
- [2281] (103) 1-[2-(2-[[ethoxycarbonylamino]carbonyl]amino)-phenyl]-2-oxo-ethyl]-3-methyl-7-(3-methyl-2-buten-1-yl)-8-(3-amino-piperidin-1-yl)-xanthine
- [2282] Mass spectrum (ESI⁺): m/z=581 [M+H]⁺
- [2283] (104) 1-[2-(2-amino-phenyl)-2-oxo-ethyl]-3-methyl-7-((E)-2-buten-1-yl)-8-(3-amino-piperidin-1-yl)-xanthine
- [2284] R_f value: 0.54 (ready-made reversed phase TLC plate (E. Merck), acetonitrile/water/trifluoroacetic acid=50:50:0.1)
- [2285] Mass spectrum (ESI⁺): m/z=452 [M+H]⁺
- [2286] (105) 1-[2-(2-acetyl-amino-phenyl)-2-oxo-ethyl]-3-methyl-7-(3-methyl-2-buten-1-yl)-8-((S)-3-amino-piperidin-1-yl)-xanthine
- [2287] R_f value: 0.48 (ready-made reversed phase TLC plate (E. Merck), acetonitrile/water/trifluoroacetic acid=50:50:0.1)
- [2288] Mass spectrum (ESI⁺): m/z=508 [M+H]⁺
- [2289] (106) 1-[2-(2-amino-phenyl)-2-oxo-ethyl]-3-methyl-7-(2-butyn-1-yl)-8-(3-amino-piperidin-1-yl)-xanthine
- [2290] R_f value: 0.31 (silica gel, methylene chloride/methanol/conc. aqueous ammonia=90:10:1)
- [2291] Mass spectrum (ESI⁺): m/z=450 [M+H]⁺
- [2292] (107) 1-(2-{2-[(methylaminocarbonyl)methoxy]-phenyl}-2-oxo-ethyl)-3-methyl-7-(2-butyn-1-yl)-8-((S)-3-amino-piperidin-1-yl)-xanthine
- [2293] Mass spectrum (ESI⁺): m/z=522 [M+H]⁺
- [2294] (108) 1-(2-phenyl-2-oxo-ethyl)-3-methyl-7-((E)-2-buten-1-yl)-8-((R)-3-amino-piperidin-1-yl)-xanthine
- [2295] (product contains approx. 22% of Z isomer)
- [2296] Mass spectrum (ESI⁺): m/z=437 [M+H]⁺
- [2297] (109) 1-(2-{2-[(ethylaminocarbonyl)methoxy]-phenyl}-2-oxo-ethyl)-3-methyl-7-(2-butyn-1-yl)-8-(3-amino-piperidin-1-yl)-xanthine
- [2298] R_f value: 0.40 (silica gel, methylene chloride/methanol=9:1)
- [2299] Mass spectrum (ESI⁺): m/z=536 [M+H]⁺
- [2300] (110) 1-[2-(2-acetyl-amino-phenyl)-2-oxo-ethyl]-3-methyl-7-(2-butyn-1-yl)-8-(3-amino-piperidin-1-yl)-xanthine
- [2301] R_f value: 0.23 (silica gel, methylene chloride/methanol/conc. aqueous ammonia=90:10:1)
- [2302] Mass spectrum (ESI⁺): m/z=492 [M+H]⁺
- [2303] (111) 1-(2-{2-[2-oxo-2-(pyrrolidin-1-yl)-ethoxy]-phenyl}-2-oxo-ethyl)-3-methyl-7-(2-butyn-1-yl)-8-(3-amino-piperidin-1-yl)-xanthine
- [2304] R_f value: 0.20 (silica gel, methylene chloride/methanol=9:1)
- [2305] Mass spectrum (ESI⁺): m/z=562 [M+H]⁺
- [2306] (112) 1-(2-{2-[(methylaminocarbonyl)methoxy]-phenyl}-2-oxo-ethyl)-3-methyl-7-(3-methyl-2-buten-1-yl)-8-((S)-3-amino-piperidin-1-yl)-xanthine
- [2307] Mass spectrum (ESI⁺): m/z=538 [M+H]⁺
- [2308] (113) 1-(2-phenyl-2-oxo-ethyl)-3-methyl-7-(2-butyn-1-yl)-8-((R)-3-amino-piperidin-1-yl)-xanthine
- [2309] Mass spectrum (ESI⁺): m/z=435 [M+H]⁺
- [2310] (114) 1-(2-{2-[(ethylaminocarbonyl)methoxy]-phenyl}-2-oxo-ethyl)-3-methyl-7-((E)-2-buten-1-yl)-8-((R)-3-amino-piperidin-1-yl)-xanthine
- [2311] (product contains approx. 30% of Z isomer)
- [2312] Mass spectrum (ESI⁺): m/z=538 [M+H]⁺
- [2313] (115) 1-methyl-7-(2-cyano-benzyl)-8-(3-amino-piperidin-1-yl)-xanthine
- [2314] Mass spectrum (ESI⁺): m/z=380 [M+H]⁺
- [2315] (116) 1-(2-{2-[(isopropylcarbonyl)amino]-phenyl}-2-oxo-ethyl)-3-methyl-7-(3-methyl-2-buten-1-yl)-8-(3-amino-piperidin-1-yl)-xanthine
- [2316] R_f value: 0.40 (ready-made reversed phase TLC plate (E. Merck), acetonitrile/water/trifluoroacetic acid=50:50:0.1)
- [2317] Mass spectrum (ESI⁺): m/z=536 [M+H]⁺
- [2318] (117) 1-(2-phenyl-2-oxo-ethyl)-3-methyl-7-((E)-2-buten-1-yl)-8-((S)-3-amino-piperidin-1-yl)-xanthine
- [2319] (product contains approx. 23% of Z isomer)
- [2320] R_f value: 0.42 (ready-made reversed phase TLC plate (E. Merck), acetonitrile/water/trifluoroacetic acid=50:50:0.1)
- [2321] Mass spectrum (ESI⁺): m/z=437 [M+H]⁺
- [2322] (118) 1-(2-{2-[(isopropylcarbonyl)amino]-phenyl}-2-oxo-ethyl)-3-methyl-7-(2-butyn-1-yl)-8-(3-amino-piperidin-1-yl)-xanthine
- [2323] R_f value: 0.20 (silica gel, methylene chloride/methanol/conc. aqueous ammonia=90:10:1)
- [2324] Mass spectrum (ESI⁺): m/z=520 [M+H]⁺

- [2325] (119) 1-[2-(2-acetylamino-phenyl)-2-oxo-ethyl]-3-methyl-7-(2-butyn-1-yl)-8-((S)-3-amino-piperidin-1-yl)-xanthine
- [2326] R_f value: 0.15 (silica gel, methylene chloride/methanol/conc. aqueous ammonia=90:10:1)
- [2327] Mass spectrum (ESI⁺): $m/z=492$ [M+H]⁺
- [2328] (120) 1-(2-{2-[(isopropylcarbonyl)amino]-phenyl}-2-oxo-ethyl)-3-methyl-7-(2-butyn-1-yl)-8-((S)-3-amino-piperidin-1-yl)-xanthine
- [2329] Mass spectrum (ESI⁺): $m/z=520$ [M+H]⁺
- [2330] (121) 1-(2-phenyl-2-oxo-ethyl)-3-methyl-7-(2-methyl-allyl)-8-(3-amino-piperidin-1-yl)-xanthine
- [2331] R_f value: 0.21 (silica gel, methylene chloride/methanol/conc. aqueous ammonia=90:10:1)
- [2332] Mass spectrum (ESI⁺): $m/z=437$ [M+H]⁺
- [2333] (122) 1-(2-phenyl-2-oxo-ethyl)-3-methyl-7-(3-bromo-allyl)-8-(3-amino-piperidin-1-yl)-xanthine
- [2334] R_f value: 0.14 (silica gel, methylene chloride/methanol/conc. aqueous ammonia=90:10:1)
- [2335] Mass spectrum (ESI⁺): $m/z=501, 503$ [M+H]⁺
- [2336] (123) 1-(2-{2-[(methoxycarbonyl)amino]-phenyl}-2-oxo-ethyl)-3-methyl-7-(3-methyl-2-buten-1-yl)-8-(3-amino-piperidin-1-yl)-xanthine
- [2337] R_f value: 0.42 (ready-made reversed phase TLC plate (E. Merck), acetonitrile/water/trifluoroacetic acid=50:50:0.1)
- [2338] Mass spectrum (ESI⁺): $m/z=524$ [M+H]⁺
- [2339] (124) 1-(2-phenyl-2-oxo-ethyl)-3-methyl-7-[(furan-2-yl)methyl]-8-(3-amino-piperidin-1-yl)-xanthine
- [2340] R_f value: 0.23 (silica gel, methylene chloride/methanol/conc. aqueous ammonia=90:10:1)
- [2341] Mass spectrum (ESI⁺): $m/z=463$ [M+H]⁺
- [2342] (125) 1-(2-phenyl-2-oxo-ethyl)-3-methyl-7-(2-chloro-allyl)-8-(3-amino-piperidin-1-yl)-xanthine
- [2343] R_f value: 0.18 (silica gel, methylene chloride/methanol/conc. aqueous ammonia=90:10:1)
- [2344] (126) 1-{2-[2-(1-methoxycarbonyl-ethoxy)-phenyl]-2-oxo-ethyl}-3-methyl-7-(2-butyn-1-yl)-8-(3-amino-piperidin-1-yl)-xanthine
- [2345] Mass spectrum (ESI⁺): $m/z=537$ [M+H]⁺
- [2346] (127) 1-{2-[2-(1-aminocarbonyl-ethoxy)-phenyl]-2-oxo-ethyl}-3-methyl-7-(2-butyn-1-yl)-8-(3-amino-piperidin-1-yl)-xanthine
- [2347] Mass spectrum (ESI⁺): $m/z=522$ [M+H]⁺
- [2348] (128) 1-(2-phenyl-2-oxo-ethyl)-3-methyl-7-(2-butyn-1-yl)-8-((S)-3-amino-piperidin-1-yl)-xanthine
- [2349] Mass spectrum (ESI⁺): $m/z=435$ [M+H]⁺
- [2350] (129) 1-[(3-methyl-isoquinolin-1-yl)methyl]-3-methyl-7-(2-butyn-1-yl)-8-((S)-3-amino-piperidin-1-yl)-xanthine
- [2351] (Carried out with 5-6 M isopropanolic hydrochloric acid in methylene chloride)
- [2352] Melting point: 155-156.5° C.
- [2353] Mass spectrum (ESI⁺): $m/z=472$ [M+H]⁺
- [2354] (130) 1-[(3-methyl-isoquinolin-1-yl)methyl]-3-methyl-7-(2-butyn-1-yl)-8-((R)-3-amino-piperidin-1-yl)-xanthine
- [2355] (Carried out with 5-6 M isopropanolic hydrochloric acid in methylene chloride)
- [2356] R_f value: 0.52 (silica gel, methylene chloride/methanol/conc. aqueous ammonia=90:10:1)
- [2357] Mass spectrum (ESI⁺): $m/z=472$ [M+H]⁺
- [2358] (131) 1-[(4-methyl-isoquinolin-1-yl)methyl]-3-methyl-7-(2-butyn-1-yl)-8-((S)-3-amino-piperidin-1-yl)-xanthine
- [2359] (Carried out with 5-6 M isopropanolic hydrochloric acid in methylene chloride)
- [2360] R_f value: 0.46 (silica gel, methylene chloride/methanol/conc. aqueous ammonia=90:10:1)
- [2361] Mass spectrum (ESI⁺): $m/z=472$ [M+H]⁺
- [2362] (132) 1-[(4-methyl-isoquinolin-1-yl)methyl]-3-methyl-7-(2-butyn-1-yl)-8-((R)-3-amino-piperidin-1-yl)-xanthine
- [2363] (Carried out with 5-6 M isopropanolic hydrochloric acid in methylene chloride)
- [2364] R_f value: 0.46 (silica gel, methylene chloride/methanol/conc. aqueous ammonia=90:10:1)
- [2365] Mass spectrum (ESI⁺): $m/z=472$ [M+H]⁺
- [2366] (133) 1-[(4-methyl-isoquinolin-1-yl)methyl]-3-methyl-7-((E)-2-buten-1-yl)-8-((S)-3-amino-piperidin-1-yl)-xanthine
- [2367] (Carried out with 5-6 M isopropanolic hydrochloric acid in methylene chloride)
- [2368] R_f value: 0.48 (silica gel, methylene chloride/methanol/conc. aqueous ammonia=90:10:1)
- [2369] Mass spectrum (ESI⁺): $m/z=474$ [M+H]⁺
- [2370] (134) 1-[(4-methyl-isoquinolin-1-yl)methyl]-3-methyl-7-((E)-2-buten-1-yl)-8-((R)-3-amino-piperidin-1-yl)-xanthine
- [2371] (Carried out with 5-6 M isopropanolic hydrochloric acid in methylene chloride)
- [2372] Melting point: 167.5-172° C.
- [2373] Mass spectrum (ESI⁺): $m/z=474$ [M+H]⁺
- [2374] (135) 1-[2-(2,3-dihydro-benzo[1,4]dioxin-5-yl)-2-oxo-ethyl]-3-methyl-7-(2-butyn-1-yl)-8-(3-(R)-amino-piperidin-1-yl)-xanthine
- [2375] (Carried out with 5-6 M isopropanolic hydrochloric acid in methylene chloride)
- [2376] R_f value: 0.34 (silica gel, methylene chloride/methanol/conc. aqueous ammonia=90:10:1)
- [2377] Mass spectrum (ESI⁺): $m/z=493$ [M+H]⁺

- [2378]** (136) 1-[2-(2,3-dihydro-benzo[1,4]dioxin-5-yl)-2-oxo-ethyl]-3-methyl-7-(2-butyn-1-yl)-8-(3-(S)-amino-piperidin-1-yl)-xanthine
- [2379]** (Carried out with 5-6 M isopropanolic hydrochloric acid in methylene chloride)
- [2380]** Mass spectrum (ESI⁺): m/z=493 [M+H]⁺
- [2381]** (137) 1-[(4-methoxy-naphthalen-1-yl)methyl]-3-methyl-7-(2-butyn-1-yl)-8-((S)-3-amino-piperidin-1-yl)-xanthine
- [2382]** (Carried out with 5-6 M isopropanolic hydrochloric acid in methylene chloride)
- [2383]** R_f value: 0.52 (silica gel, methylene chloride/methanol/conc. aqueous ammonia=90:10:1)
- [2384]** Mass spectrum (ESI⁺): m/z=487 [M+H]⁺
- [2385]** (138) 1-[(4-methoxy-naphthalen-1-yl)methyl]-3-methyl-7-(2-butyn-1-yl)-8-((R)-3-amino-piperidin-1-yl)-xanthine
- [2386]** (Carried out with 5-6 M isopropanolic hydrochloric acid in methylene chloride)
- [2387]** R_f value: 0.52 (silica gel, methylene chloride/methanol/conc. aqueous ammonia=90:10:1)
- [2388]** Mass spectrum (ESI⁺): m/z=487 [M+H]⁺
- [2389]** (139) 1-[2-(benzo[1,3]dioxol-4-yl)-2-oxo-ethyl]-3-methyl-7-(2-butyn-1-yl)-8-((R)-3-amino-piperidin-1-yl)-xanthine
- [2390]** (Carried out with 5-6 M isopropanolic hydrochloric acid in methylene chloride)
- [2391]** R_f value: 0.41 (silica gel, methylene chloride/methanol/conc. aqueous ammonia=90:10:1)
- [2392]** Mass spectrum (ESI⁺): m/z=479 [M+H]⁺
- [2393]** (140) 1-[2-(benzo[1,3]dioxol-4-yl)-2-oxo-ethyl]-3-methyl-7-(2-butyn-1-yl)-8-((S)-3-amino-piperidin-1-yl)-xanthine
- [2394]** (Carried out with 5-6 M isopropanolic hydrochloric acid in methylene chloride)
- [2395]** Mass spectrum (ESI⁺): m/z=479 [M+H]⁺
- [2396]** (141) 1-[(4-methyl-quinazolin-2-yl)methyl]-3-methyl-7-(2-butyn-1-yl)-8-(3-(S)-amino-piperidin-1-yl)-xanthine
- [2397]** (Carried out with 5-6 M isopropanolic hydrochloric acid in methylene chloride)
- [2398]** R_f value: 0.51 (silica gel, methylene chloride/methanol/conc. aqueous ammonia=90:10:1)
- [2399]** Mass spectrum (ESI⁺): m/z=473 [M+H]⁺
- [2400]** (142) 1-[(4-methyl-quinazolin-2-yl)methyl]-3-methyl-7-(2-butyn-1-yl)-8-(3-(R)-amino-piperidin-1-yl)-xanthine
- [2401]** (Carried out with 5-6 M isopropanolic hydrochloric acid in methylene chloride)
- [2402]** Melting point: 198-202° C.
- [2403]** Mass spectrum (ESI⁺): m/z=473 [M+H]⁺
- [2404]** (143) 1-[2-(3-methyl-2-oxo-2,3-dihydro-benzoxazol-4-yl)-2-oxo-ethyl]-3-methyl-7-(3-methyl-2-buten-1-yl)-8-(3-amino-piperidin-1-yl)-xanthine
- [2405]** (Carried out with 5-6 M isopropanolic hydrochloric acid in methylene chloride)
- [2406]** R_f value: 0.53 (silica gel, methylene chloride/methanol/conc. aqueous ammonia=90:10:1)
- [2407]** Mass spectrum (ESI⁺): m/z=522 [M+H]⁺
- [2408]** (144) 1-(2-[2-[(ethylaminocarbonyl)methoxy]-phenyl]-2-oxo-ethyl)-3-methyl-7-((E)-2-buten-1-yl)-8-((S)-3-amino-piperidin-1-yl)-xanthine
- [2409]** Mass spectrum (ESI⁺): m/z=538 [M+H]⁺
- [2410]** (145) 1-(2-[2-[(isopropylcarbonyl)amino]-phenyl]-2-oxo-ethyl)-3-methyl-7-((E)-2-buten-1-yl)-8-((S)-3-amino-piperidin-1-yl)-xanthine
- [2411]** R_f value: 0.49 (ready-made reversed phase TLC plate (E. Merck), acetonitrile/water/trifluoroacetic acid=50:50:0.1)
- [2412]** Mass spectrum (ESI⁺): m/z=522 [M+H]⁺
- [2413]** (146) 1-(2-[2-[(ethylcarbonyl)amino]-phenyl]-2-oxo-ethyl)-3-methyl-7-((E)-2-buten-1-yl)-8-((R)-3-amino-piperidin-1-yl)-xanthine
- [2414]** Mass spectrum (ESI⁺): m/z=508 [M+H]⁺
- [2415]** (147) 1-[2-(2-acetylamino-phenyl)-2-oxo-ethyl]-3-methyl-7-((E)-2-buten-1-yl)-8-((R)-3-amino-piperidin-1-yl)-xanthine
- [2416]** Mass spectrum (ESI⁺): m/z=494 [M+H]⁺
- [2417]** (148) 1-(2-[2-[(methylaminocarbonyl)methoxy]-phenyl]-2-oxo-ethyl)-3-methyl-7-((E)-2-buten-1-yl)-8-((R)-3-amino-piperidin-1-yl)-xanthine
- [2418]** Mass spectrum (ESI⁺): m/z=524 [M+H]⁺
- [2419]** (149) 1-[2-(2-acetylamino-phenyl)-2-oxo-ethyl]-3-methyl-7-((E)-2-buten-1-yl)-8-((S)-3-amino-piperidin-1-yl)-xanthine
- [2420]** R_f value: 0.49 (ready-made reversed phase TLC plate (E. Merck), acetonitrile/water/trifluoroacetic acid=50:50:0.1)
- [2421]** Mass spectrum (ESI⁺): m/z=494 [M+H]⁺
- [2422]** (150) 1-(2-[2-[(methylaminocarbonyl)methoxy]-phenyl]-2-oxo-ethyl)-3-methyl-7-((E)-2-buten-1-yl)-8-((S)-3-amino-piperidin-1-yl)-xanthine
- [2423]** Mass spectrum (ESI⁺): m/z=524 [M+H]⁺
- [2424]** (151) 1-(2-[2-[(isopropylcarbonyl)amino]-phenyl]-2-oxo-ethyl)-3-methyl-7-(2-butyn-1-yl)-8-((R)-3-amino-piperidin-1-yl)-xanthine
- [2425]** Mass spectrum (ESI⁺): m/z=520 [M+H]⁺
- [2426]** (152) 1-(2-[2-[(isopropylcarbonyl)amino]-phenyl]-2-oxo-ethyl)-3-methyl-7-((E)-2-buten-1-yl)-8-((R)-3-amino-piperidin-1-yl)-xanthine
- [2427]** Mass spectrum (ESI⁺): m/z=522 [M+H]⁺

- [2428] (153) 1-(2-{2-[2-(morpholin-4-yl)-2-oxo-ethoxy]-phenyl}-2-oxo-ethyl)-3-methyl-7-(2-butyn-1-yl)-8-(3-amino-piperidin-1-yl)-xanthine
- [2429] Mass spectrum (ESI⁺): m/z=578 [M+H]⁺
- [2430] (154) 1-(2-{2-[(ethylcarbonyl)amino]-phenyl}-2-oxo-ethyl)-3-methyl-7-((E)-2-buten-1-yl)-8-((S)-3-amino-piperidin-1-yl)-xanthine
- [2431] R_f value: 0.50 (ready-made reversed phase TLC plate (E. Merck), acetonitrile/water/trifluoroacetic acid=50:50:0.1)
- [2432] Mass spectrum (ESI⁺): m/z=508 [M+H]⁺
- [2433] (155) 1-(2-{2-[(ethylcarbonyl)amino]-phenyl}-2-oxo-ethyl)-3-methyl-7-(2-butyn-1-yl)-8-((R)-3-amino-piperidin-1-yl)-xanthine
- [2434] Mass spectrum (ESI⁺): m/z=506 [M+H]⁺
- [2435] (156) 1-(2-{2-[(ethylcarbonyl)amino]-phenyl}-2-oxo-ethyl)-3-methyl-7-(2-butyn-1-yl)-8-((S)-3-amino-piperidin-1-yl)-xanthine
- [2436] R_f value: 0.20 (silica gel, methylene chloride/methanol/conc. aqueous ammonia=90:10:1)
- [2437] Mass spectrum (ESI⁺): m/z=506 [M+H]⁺
- [2438] (157) 1-[2-(2-acetyl-amino-phenyl)-2-oxo-ethyl]-3-methyl-7-(2-butyn-1-yl)-8-((R)-3-amino-piperidin-1-yl)-xanthine
- [2439] Mass spectrum (ESI⁺): m/z=492 [M+H]⁺
- [2440] (158) 1-[2-(2-nitro-3-methoxy-phenyl)-2-oxo-ethyl]-3-methyl-7-(3-methyl-2-buten-1-yl)-8-(3-amino-piperidin-1-yl)-xanthine
- [2441] (Carried out with 5-6 M isopropanolic hydrochloric acid in methylene chloride)
- [2442] R_f value: 0.49 (silica gel, methylene chloride/methanol/conc. aqueous ammonia=90:10:1)
- [2443] Mass spectrum (ESI⁺): m/z=526 [M+H]⁺
- [2444] (159) 1-(2-{2-[(phenylcarbonyl)amino]-phenyl}-2-oxo-ethyl)-3-methyl-7-((E)-2-buten-1-yl)-8-(3-amino-piperidin-1-yl)-xanthine
- [2445] R_f value: 0.49 (ready-made reversed phase TLC plate (E. Merck), acetonitrile/water/trifluoroacetic acid=50:50:0.1)
- [2446] Mass spectrum (ESI⁺): m/z=556 [M+H]⁺
- [2447] (160) 1-[(2-acetyl-benzofuran-3-yl)methyl]-3-methyl-7-(2-butyn-1-yl)-8-(3-amino-piperidin-1-yl)-xanthine
- [2448] (Obtained as main product when 1-{2-[2-(2-oxo-propoxy)-phenyl]-2-oxo-ethyl}-3-methyl-7-(2-butyn-1-yl)-8-[3-(tert.-butyloxycarbonylamino)-piperidin-1-yl]-xanthine is treated with trifluoroacetic acid in methylene chloride)
- [2449] Mass spectrum (ESI⁺): m/z=489 [M+H]⁺
- [2450] (161) 1-[2-[2-(1-ethoxycarbonyl-1-methyl-ethoxy)-phenyl]-2-oxo-ethyl]-3-methyl-7-(2-butyn-1-yl)-8-(3-amino-piperidin-1-yl)-xanthine
- [2451] Mass spectrum (ESI⁺): m/z=565 [M+H]⁺
- [2452] (162) 1-[2-(2-amino-3-methoxy-phenyl)-2-oxo-ethyl]-3-methyl-7-(3-methyl-2-buten-1-yl)-8-(3-amino-piperidin-1-yl)-xanthine (Carried out with 5-6 M isopropanolic hydrochloric acid in methylene chloride)
- [2453] R_f value: 0.38 (silica gel, methylene chloride/methanol/conc. aqueous ammonia=90:10:1)
- [2454] Mass spectrum (ESI⁺): m/z=496 [M+H]⁺
- [2455] (163) 1-[2-(4-dimethylamino-quinazolin-2-yl)methyl]-3-methyl-7-(2-butyn-1-yl)-8-(3-amino-piperidin-1-yl)-xanthine
- [2456] R_f value: 0.30 (silica gel, methylene chloride/methanol/conc. aqueous ammonia=90:10:0.1)
- [2457] Mass spectrum (ESI⁺): m/z=502 [M+H]⁺
- [2458] (164) 1-[2-(2-oxo-2,3-dihydro-benzooxazol-7-yl)-2-oxo-ethyl]-3-methyl-7-(3-methyl-2-buten-1-yl)-8-(3-amino-piperidin-1-yl)-xanthine
- [2459] R_f value: 0.42 (silica gel, methylene chloride/methanol/conc. aqueous ammonia=90:10:1)
- [2460] Mass spectrum (ESI⁺): m/z=508 [M+H]⁺
- [2461] (165) 1-(2-{2-[(ethoxycarbonyl)methylamino]-phenyl}-2-oxo-ethyl)-3-methyl-7-((E)-2-buten-1-yl)-8-((R)-3-amino-piperidin-1-yl)-xanthine
- [2462] R_f value: 0.51 (ready-made reversed phase TLC plate (E. Merck), acetonitrile/water/trifluoroacetic acid=50:50:0.1)
- [2463] Mass spectrum (ESI⁺): m/z=538 [M+H]⁺
- [2464] (166) 1-(2-phenyl-2-oxo-ethyl)-3-methyl-7-((Z)-2-methyl-2-buten-1-yl)-8-(3-amino-piperidin-1-yl)-xanthine
- [2465] R_f value: 0.29 (silica gel, methylene chloride/methanol/conc. aqueous ammonia=90:10:1)
- [2466] Mass spectrum (ESI⁺): m/z=451 [M+H]⁺
- [2467] (167) 1-(2-phenyl-2-oxo-ethyl)-3-methyl-7-((E)-2-methyl-2-buten-1-yl)-8-(3-amino-piperidin-1-yl)-xanthine
- [2468] R_f value: 0.59 (silica gel, methylene chloride/methanol/conc. aqueous ammonia=80:20:1)
- [2469] Mass spectrum (ESI⁺): m/z=451 [M+H]⁺
- [2470] (168) 1-[(imidazo[1,2-a]pyridin-2-yl)methyl]-3-methyl-7-(2-butyn-1-yl)-8-(3-amino-piperidin-1-yl)-xanthine
- [2471] (Carried out with 5-6 M isopropanolic hydrochloric acid in methylene chloride)
- [2472] R_f value: 0.47 (silica gel, methylene chloride/methanol/conc. aqueous ammonia=90:10:1)
- [2473] Mass spectrum (ESI⁺): m/z=447 [M+H]⁺
- [2474] (169) 1-[(quinoxalin-2-yl)methyl]-3-methyl-7-(2-butyn-1-yl)-8-(3-amino-piperidin-1-yl)-xanthine
- [2475] (Carried out with 5-6 M isopropanolic hydrochloric acid in methylene chloride)
- [2476] R_f value: 0.50 (silica gel, methylene chloride/methanol/conc. aqueous ammonia=90:10:1)
- [2477] Mass spectrum (ESI⁺): m/z=459 [M+H]⁺

- [2478] (170) 1-[2-(1,3-dimethyl-2-oxo-2,3-dihydro-1H-benzimidazol-4-yl)-2-oxo-ethyl]-3-methyl-7-(2-butyn-1-yl)-8-(3-amino-piperidin-1-yl)-xanthine
- [2479] (Carried out with 5-6 M isopropanolic hydrochloric acid in methylene chloride)
- [2480] R_f value: 0.55 (silica gel, methylene chloride/methanol/conc. aqueous ammonia=90:10:1)
- [2481] Mass spectrum (ESI⁺): $m/z=519$ [M+H]⁺
- [2482] (171) 1-[(quinoxalin-6-yl)methyl]-3-methyl-7-(2-butyn-1-yl)-8-(3-amino-piperidin-1-yl)-xanthine
- [2483] (Carried out with 5-6 M isopropanolic hydrochloric acid in methylene chloride)
- [2484] Mass spectrum (ESI⁺): $m/z=459$ [M+H]⁺
- [2485] (172) 1-[(2-cyano-benzofuran-3-yl)methyl]-3-methyl-7-(2-butyn-1-yl)-8-(3-amino-piperidin-1-yl)-xanthine
- [2486] Mass spectrum (ESI⁺): $m/z=472$ [M+H]⁺
- [2487] (173) 1-[2-(2-oxo-2,3-dihydro-benzooxazol-4-yl)-2-oxo-ethyl]-3-methyl-7-(2-butyn-1-yl)-8-(3-amino-piperidin-1-yl)-xanthine
- [2488] Mass spectrum (ESI⁺): $m/z=492$ [M+H]⁺
- [2489] R_f value: 0.47 (silica gel, methylene chloride/methanol/conc. aqueous ammonia=90:10:1)
- [2490] (174) 1-[(3-methyl-quinoxalin-2-yl)methyl]-3-methyl-7-(2-butyn-1-yl)-8-(3-amino-piperidin-1-yl)-xanthine
- [2491] Melting point: 188.5-191° C.
- [2492] Mass spectrum (ESI⁺): $m/z=473$ [M+H]⁺
- [2493] (175) 1-[(3-phenyl-isoquinolin-1-yl)methyl]-3-methyl-7-(2-butyn-1-yl)-8-(3-amino-piperidin-1-yl)-xanthine
- [2494] (Carried out with 5-6 M isopropanolic hydrochloric acid in methylene chloride)
- [2495] R_f value: 0.45 (ready-made reversed phase TLC plate (E. Merck), acetonitrile/water/trifluoroacetic acid=50:50:1)
- [2496] Mass spectrum (ESI⁺): $m/z=534$ [M+H]⁺
- [2497] (176) 1-(2-[2-[(methanesulphonyl)methoxy]-phenyl]-2-oxo-ethyl)-3-methyl-7-(2-butyn-1-yl)-8-(3-amino-piperidin-1-yl)-xanthine x trifluoroacetic acid
- [2498] Mass spectrum (ESI⁺): $m/z=527$ [M+H]⁺
- [2499] (177) 1-[(benzofuran-3-yl)methyl]-3-methyl-7-(2-butyn-1-yl)-8-(3-amino-piperidin-1-yl)-xanthine
- [2500] (Produced when 1-[[2-(tert-butylcarbonyl)-benzofuran-3-yl]methyl]-3-methyl-7-(2-butyn-1-yl)-8-[3-(tert-butylloxycarbonylamino)-piperidin-1-yl]-xanthine is treated with trifluoroacetic acid in methylene chloride)
- [2501] Mass spectrum (ESI⁺): $m/z=447$ [M+H]⁺
- [2502] (178) 1-[(3,4-dimethyl-isoquinolin-1-yl)methyl]-3-methyl-7-(2-butyn-1-yl)-8-(3-amino-piperidin-1-yl)-xanthine-hydrochloride
- [2503] (Carried out with 5-6 M isopropanolic hydrochloric acid in methylene chloride)
- [2504] R_f value: 0.75 (aluminium oxide, methylene chloride/methanol=10:1)
- [2505] Mass spectrum (ESI⁺): $m/z=486$ [M+H]⁺
- [2506] (179) 1-[(benzofuran-2-yl)methyl]-3-methyl-7-(2-butyn-1-yl)-8-((R)-3-amino-piperidin-1-yl)-xanthine
- [2507] Mass spectrum (ESI⁺): $m/z=447$ [M+H]⁺
- [2508] (180) 1-[[4-(morpholin-4-yl)-quinazolin-2-yl]methyl]-3-methyl-7-(2-butyn-1-yl)-8-(3-amino-piperidin-1-yl)-xanthine
- [2509] (Carried out with 5-6 M isopropanolic hydrochloric acid in methylene chloride)
- [2510] R_f value: 0.45 (silica gel, methylene chloride/methanol/conc. aqueous ammonia=90:10:0.1)
- [2511] Mass spectrum (ESI⁺): $m/z=544$ [M+H]⁺
- [2512] (181) 1-[[4-(piperidin-1-yl)-quinazolin-2-yl]methyl]-3-methyl-7-(2-butyn-1-yl)-8-(3-amino-piperidin-1-yl)-xanthine
- [2513] (Carried out with 5-6 M isopropanolic hydrochloric acid in methylene chloride)
- [2514] R_f value: 0.55 (silica gel, methylene chloride/methanol/conc. aqueous ammonia=90:10:0.1)
- [2515] Mass spectrum (ESI⁺): $m/z=542$ [M+H]⁺
- [2516] (182) 1-[[4-(piperazin-1-yl)-quinazolin-2-yl]methyl]-3-methyl-7-(2-butyn-1-yl)-8-(3-amino-piperidin-1-yl)-xanthine
- [2517] (Carried out with 5-6 M isopropanolic hydrochloric acid in methylene chloride)
- [2518] R_f value: 0.23 (silica gel, methylene chloride/methanol/conc. aqueous ammonia=90:10:0.1)
- [2519] Mass spectrum (ESI⁺): $m/z=543$ [M+H]⁺
- [2520] (183) 1-[[4-(pyrrolidin-1-yl)-quinazolin-2-yl]methyl]-3-methyl-7-(2-butyn-1-yl)-8-(3-amino-piperidin-1-yl)-xanthine
- [2521] (Carried out with 5-6 M isopropanolic hydrochloric acid in methylene chloride)
- [2522] R_f value: 0.50 (silica gel, methylene chloride/methanol/conc. aqueous ammonia=90:10:0.1)
- [2523] Mass spectrum (ESI⁺): $m/z=528$ [M+H]⁺
- [2524] (184) 1-[2-(3-methyl-2-oxo-2,3-dihydro-1H-benzimidazol-4-yl)-2-oxo-ethyl]-3-methyl-7-(2-butyn-1-yl)-8-(3-amino-piperidin-1-yl)-xanthine
- [2525] (Carried out with 5-6 M isopropanolic hydrochloric acid in methylene chloride)
- [2526] R_f value: 0.43 (silica gel, methylene chloride/methanol/conc. aqueous ammonia=90:10:1)
- [2527] Mass spectrum (ESI⁺): $m/z=505$ [M+H]⁺
- [2528] (185) 1-[(4-cyano-naphthalen-1-yl)methyl]-3-methyl-7-(2-butyn-1-yl)-8-((R)-3-amino-piperidin-1-yl)-xanthine
- [2529] R_f value: 0.27 (silica gel, methylene chloride/methanol/conc. aqueous ammonia=90:10:1)
- [2530] Mass spectrum (ESI⁺): $m/z=482$ [M+H]⁺

- [2531] (186) 1-[(imidazo[1,2-a]pyridine-3-yl)methyl]-3-methyl-7-(2-butyn-1-yl)-8-(3-amino-piperidin-1-yl)-xanthine
- [2532] (Carried out with 5-6 M isopropanolic hydrochloric acid in methylene chloride)
- [2533] R_f value: 0.37 (silica gel, methylene chloride/methanol/conc. aqueous ammonia=90:10:1)
- [2534] Mass spectrum (ESI⁺): $m/z=447$ [M+H]⁺
- [2535] (187) 1-[(8-methyl-imidazo[1,2-a]pyridin-2-yl)methyl]-3-methyl-7-(2-butyn-1-yl)-8-(3-amino-piperidin-1-yl)-xanthine
- [2536] (Carried out with 5-6 M isopropanolic hydrochloric acid in methylene chloride)
- [2537] R_f value: 0.46 (silica gel, methylene chloride/methanol/conc. aqueous ammonia=90:10:1)
- [2538] Mass spectrum (ESI⁺): $m/z=461$ [M+H]⁺
- [2539] (188) 1-[(4-amino-quinazolin-2-yl)methyl]-3-methyl-7-(2-butyn-1-yl)-8-(3-amino-piperidin-1-yl)-xanthine
- [2540] (Carried out with 5-6 M isopropanolic hydrochloric acid in methylene chloride)
- [2541] R_f value: 0.40 (silica gel, methylene chloride/methanol/conc. aqueous ammonia=90:10:0.1)
- [2542] Mass spectrum (ESI⁺): $m/z=474$ [M+H]⁺
- [2543] (189) 1-(2-phenyl-2-oxo-ethyl)-3-methyl-7-((Z)-2-buten-1-yl)-8-(3-amino-piperidin-1-yl)-xanthine
- [2544] Mass spectrum (ESI⁺): $m/z=437$ [M+H]⁺
- [2545] (190) 1-[(8-methoxy-quinolin-5-yl)methyl]-3-methyl-7-(2-butyn-1-yl)-8-(3-amino-piperidin-1-yl)-xanthine x 2 trifluoroacetic acid
- [2546] R_f value: 0.45 (silica gel, methylene chloride/methanol=5:1)
- [2547] Mass spectrum (ESI⁺): $m/z=488$ [M+H]⁺
- [2548] (191) 1-[(5-methoxy-quinolin-8-yl)methyl]-3-methyl-7-(2-butyn-1-yl)-8-(3-amino-piperidin-1-yl)-xanthine x trifluoroacetic acid
- [2549] R_f value: 0.20 (silica gel, ethyl acetate/methanol=1:1)
- [2550] Mass spectrum (ESI⁺): $m/z=488$ [M+H]⁺
- [2551] (192) 1-[(4-phenyl-quinazolin-2-yl)methyl]-3-methyl-7-(2-butyn-1-yl)-8-(3-amino-piperidin-1-yl)-xanthine
- [2552] (Carried out with 5-6 M isopropanolic hydrochloric acid in methylene chloride)
- [2553] R_f value: 0.60 (silica gel, methylene chloride/methanol/conc. aqueous ammonia=90:10:1)
- [2554] Mass spectrum (ESI⁺): $m/z=535$ [M+H]⁺
- [2555] (193) 1-[(7-methyl-imidazo[1,2-a]pyridin-2-yl)methyl]-3-methyl-7-(2-butyn-1-yl)-8-(3-amino-piperidin-1-yl)-xanthine
- [2556] (Carried out with 5-6 M isopropanolic hydrochloric acid in methylene chloride)
- [2557] R_f value: 0.48 (silica gel, methylene chloride/methanol/conc. aqueous ammonia=90:10:1)
- [2558] Mass spectrum (ESI⁺): $m/z=461$ [M+H]⁺
- [2559] (194) 1-[(2-cyclopropyl-quinazolin-4-yl)methyl]-3-methyl-7-[(1-cyclopenten-1-yl)methyl]-8-(3-amino-piperidin-1-yl)-xanthine
- [2560] (Carried out with 5-6 M isopropanolic hydrochloric acid in methylene chloride)
- [2561] R_f value: 0.55 (ready-made reversed phase TLC plate (E. Merck), acetonitrile/water/trifluoroacetic acid=50:50:1)
- [2562] Mass spectrum (ESI⁺): $m/z=527$ [M+H]⁺
- [2563] (195) 1-(2-oxo-4-phenyl-butyl)-3-methyl-7-(2-butyn-1-yl)-8-((R)-3-amino-piperidin-1-yl)-xanthine x trifluoroacetic acid
- [2564] Mass spectrum (ESI⁺): $m/z=463$ [M+H]⁺
- [2565] (196) 1-(2-{2-[(methylaminocarbonyl)methylamino]-phenyl}-2-oxo-ethyl)-3-methyl-7-((E)-2-buten-1-yl)-8-((R)-3-amino-piperidin-1-yl)-xanthine
- [2566] R_f value: 0.52 (ready-made reversed phase TLC plate (E. Merck), acetonitrile/water/trifluoroacetic acid=50:50:0.1)
- [2567] Mass spectrum (ESI⁺): $m/z=523$ [M+H]⁺
- [2568] (197) 1-[2-(2-oxo-2,3-dihydro-1H-benzimidazol-4-yl)-2-oxo-ethyl]-3-methyl-7-(2-butyn-1-yl)-8-(3-amino-piperidin-1-yl)-xanthine
- [2569] R_f value: 0.40 (silica gel, methylene chloride/methanol/conc. aqueous ammonia=90:10:1)
- [2570] Mass spectrum (ESI⁺): $m/z=491$ [M+H]⁺
- [2571] (198) 1-[(3-difluoromethyl-isoquinolin-1-yl)methyl]-3-methyl-7-(2-butyn-1-yl)-8-(3-amino-piperidin-1-yl)-xanthine x trifluoroacetic acid
- [2572] R_f value: 0.75 (silica gel, methylene chloride/methanol=10:1)
- [2573] Mass spectrum (ESI⁺): $m/z=508$ [M+H]⁺
- [2574] (199) 1-[2-(2,2-difluoro-benzo[1,3]dioxol-4-yl)-2-oxo-ethyl]-3-methyl-7-(2-butyn-1-yl)-8-((R)-3-amino-piperidin-1-yl)-xanthine
- [2575] (Carried out with 5-6 M isopropanolic hydrochloric acid in methylene chloride)
- [2576] R_f value: 0.80 (silica gel, methylene chloride/methanol/conc. aqueous ammonia=96:4:0.5)
- [2577] Mass spectrum (ESI⁺): $m/z=515$ [M+H]⁺
- [2578] (200) 1-[(3-methyl-imidazo[1,2-a]pyridin-2-yl)methyl]-3-methyl-7-(2-butyn-1-yl)-8-(3-amino-piperidin-1-yl)-xanthine
- [2579] R_f -Wet: 0.45 (silica gel, methylene chloride/methanol/conc. aqueous ammonia=90:10:1)
- [2580] Mass spectrum (ESI⁺): $m/z=461$ [M+H]⁺

- [2581] (201) 1-[2-(2,2-difluoro-benzo[1,3]dioxol-4-yl)-2-oxo-ethyl]-3-methyl-7-(2-butyn-1-yl)-8-((S)-3-amino-piperidin-1-yl)-xanthine (Carried out with 5-6 M isopropanolic hydrochloric acid in methylene chloride)
- [2582] Mass spectrum (ESI⁺): m/z=515 [M+H]⁺
- [2583] (202) 1-[(5-methyl-imidazo[1,2-a]pyridin-2-yl)methyl]-3-methyl-7-(2-butyn-1-yl)-8-(3-amino-piperidin-1-yl)-xanthine (Carried out with 5-6 M isopropanolic hydrochloric acid in methylene chloride)
- [2584] R_f value: 0.53 (silica gel, methylene chloride/methanol/conc. aqueous ammonia=90:10:1)
- [2585] Mass spectrum (ESI⁺): m/z=461 [M+H]⁺
- [2586] (203) 1-[(6-methyl-imidazo[1,2-a]pyridin-2-yl)methyl]-3-methyl-7-(2-butyn-1-yl)-8-(3-amino-piperidin-1-yl)-xanthine
- [2587] (Carried out with 5-6 M isopropanolic hydrochloric acid in methylene chloride)
- [2588] Melting point: 176.5-178° C.
- [2589] Mass spectrum (ESI⁺): m/z=461 [M+H]⁺
- [2590] (204) 1-[(3-benzyl-imidazo[1,2-a]pyridin-2-yl)methyl]-3-methyl-7-(2-butyn-1-yl)-8-(3-amino-piperidin-1-yl)-xanthine
- [2591] (Carried out with 5-6 M isopropanolic hydrochloric acid in methylene chloride)
- [2592] Melting point: 201-204° C.
- [2593] Mass spectrum (ESI⁺): m/z=537 [M+H]⁺
- [2594] (205) 1-[(4-isopropyl-quinazolin-2-yl)methyl]-3-methyl-7-(2-butyn-1-yl)-8-(3-amino-piperidin-1-yl)-xanthine
- [2595] (Carried out with 5-6 M isopropanolic hydrochloric acid in methylene chloride)
- [2596] R_f value: 0.50 (silica gel, methylene chloride/methanol/conc. aqueous ammonia=90:10:0.1)
- [2597] Mass spectrum (ESI⁺): m/z=501 [M+H]⁺
- [2598] (206) 1-[(2,3-dihydro-benzo[1,4]dioxin-6-yl)methyl]-3-methyl-7-(2-butyn-1-yl)-8-(3-amino-piperidin-1-yl)-xanthine
- [2599] (Carried out with 5-6 M isopropanolic hydrochloric acid in methylene chloride)
- [2600] R_f value: 0.65 (silica gel, methylene chloride/methanol/conc. aqueous ammonia=90:10:1)
- [2601] Mass spectrum (ESI⁺): m/z=465 [M+H]⁺
- [2602] (207) 1-[(1-methyl-1H-indol-2-yl)methyl]-3-methyl-7-(2-butyn-1-yl)-8-(3-amino-piperidin-1-yl)-xanthine-hydrochloride
- [2603] (Carried out with 5-6 M isopropanolic hydrochloric acid in methylene chloride)
- [2604] R_f value: 0.60 (silica gel, methylene chloride/methanol/conc. aqueous ammonia=90:10:1)
- [2605] Mass spectrum (ESI⁺): m/z=460 [M+H]⁺
- [2606] (208) 1-[(quinolin-3-yl)methyl]-3-methyl-7-(2-butyn-1-yl)-8-(3-amino-piperidin-1-yl)-xanthine
- [2607] (Carried out with 5-6 M isopropanolic hydrochloric acid in methylene chloride)
- [2608] R_f value: 0.50 (silica gel, methylene chloride/methanol/conc. aqueous ammonia=90:10:0.1)
- [2609] Mass spectrum (ESI⁺): m/z=458 [M+H]⁺
- [2610] (209) 1-[(3-phenyl-imidazo[1,2-a]pyridin-2-yl)methyl]-3-methyl-7-(2-butyn-1-yl)-8-(3-amino-piperidin-1-yl)-xanthine
- [2611] (Carried out with 5-6 M isopropanolic hydrochloric acid in methylene chloride)
- [2612] R_f value: 0.50 (silica gel, methylene chloride/methanol/conc. aqueous ammonia=90:10:1)
- [2613] Mass spectrum (ESI⁺): m/z=523 [M+H]⁺
- [2614] (210) 1-[(1H-indol-2-yl)methyl]-3-methyl-7-(2-butyn-1-yl)-8-(3-amino-piperidin-1-yl)-xanthine-hydrochloride
- [2615] R_f value: 0.55 (silica gel, methylene chloride/methanol/conc. aqueous ammonia=90:10:1)
- [2616] Mass spectrum (ESI⁺): m/z=446 [M+H]⁺
- [2617] (211) 1-[2-(naphthalen-1-yl)-2-oxo-ethyl]-3-methyl-7-(2-butyn-1-yl)-8-(3-amino-piperidin-1-yl)-xanthine
- [2618] (Carried out with 5-6 M isopropanolic hydrochloric acid in methylene chloride)
- [2619] R_f value: 0.60 (silica gel, methylene chloride/methanol/conc. aqueous ammonia=90:10:1)
- [2620] Mass spectrum (ESI⁺): m/z=485 [M+H]⁺
- [2621] (212) 1-[(5-methoxy-isoquinolin-8-yl)methyl]-3-methyl-7-(2-butyn-1-yl)-8-(3-amino-piperidin-1-yl)-xanthine x trifluoroacetic acid
- [2622] R_f value: 0.50 (silica gel, methylene chloride/methanol=5:1)
- [2623] Mass spectrum (ESI⁺): m/z=488 [M+H]⁺
- [2624] (213) 1-[[1-(1-cyano-1-methyl-ethyl)-isoquinolin-3-yl]methyl]-3-methyl-7-(2-butyn-1-yl)-8-(3-amino-piperidin-1-yl)-xanthine
- [2625] (Carried out with 5-6 M isopropanolic hydrochloric acid in methylene chloride)
- [2626] R_f value: 0.25 (ready-made reversed phase TLC plate (E. Merck), acetonitrile/water/trifluoroacetic acid=50:50:1)
- [2627] Mass spectrum (ESI⁺): m/z=525 [M+H]⁺
- [2628] (214) 1-(2-cyanoimino-2-phenyl-ethyl)-3-methyl-7-(2-butyn-1-yl)-8-(3-amino-piperidin-1-yl)-xanthine x trifluoroacetic acid (E/Z-mixture)
- [2629] Mass spectrum (ESI⁺): m/z=459 [M+H]⁺
- [2630] (215) 1-[(1H-benzoimidazol-2-yl)methyl]-3-methyl-7-(2-butyn-1-yl)-8-(3-amino-piperidin-1-yl)-xanthine x trifluoroacetic acid
- [2631] Mass spectrum (ESI⁺): m/z=447 [M+H]⁺

- [2632] (216)1-[(1-methyl-1H-benzoimidazol-2-yl)methyl]-3-methyl-7-(2-butyn-1-yl)-8-(3-amino-piperidin-1-yl)-xanthine
- [2633] Mass spectrum (ESI⁺): m/z=461 [M+H]⁺
- [2634] (217)1-[(4-phenyl-quinazolin-2-yl)methyl]-3-methyl-7-(2-butyn-1-yl)-8-((R)-3-amino-piperidin-1-yl)-xanthine
- [2635] (Carried out with 5-6 M isopropanolic hydrochloric acid in methylene chloride)
- [2636] Mass spectrum (ESI⁺): m/z=535 [M+H]⁺
- [2637] (218)1-[(2,3-dimethyl-quinoxalin-6-yl)methyl]-3-methyl-7-(2-butyn-1-yl)-8-(3-amino-piperidin-1-yl)-xanthine
- [2638] (Carried out with 5-6 M isopropanolic hydrochloric acid in methylene chloride)
- [2639] R_f value: 0.50 (silica gel, methylene chloride/methanol/conc. aqueous ammonia=90:10:0.1)
- [2640] Mass spectrum (ESI⁺): m/z=487 [M+H]⁺
- [2641] (219)1-[(2-methyl-1H-benzoimidazol-5-yl)methyl]-3-methyl-7-(2-butyn-1-yl)-8-(3-amino-piperidin-1-yl)-xanthine
- [2642] R_f value: 0.35 (silica gel, methylene chloride/methanol/conc. aqueous ammonia=90:10:0.1)
- [2643] Mass spectrum (ESI⁺): m/z=461 [M+H]⁺
- [2644] (220) 1-[(4-phenyl-quinazolin-2-yl)methyl]-3-methyl-7-(2-butyn-1-yl)-8-((S)-3-amino-piperidin-1-yl)-xanthine
- [2645] (Carried out with 5-6 M isopropanolic hydrochloric acid in methylene chloride)
- [2646] Mass spectrum (ESI⁺): m/z=535 [M+H]⁺
- [2647] (221)1-[2-(quinolin-8-yl)-2-oxo-ethyl]-3-methyl-7-(2-butyn-1-yl)-8-(3-amino-piperidin-1-yl)-xanthine
- [2648] (Carried out with 5-6 M isopropanolic hydrochloric acid in methylene chloride)
- [2649] R_f value: 0.48 (silica gel, methylene chloride/methanol/conc. aqueous ammonia=90:10:1)
- [2650] Mass spectrum (ESI⁺): m/z=486 [M+H]⁺
- [2651] (222) 1-[(3,4-dimethyl-6,7-dihydro-5H-[2]pyridin-1-yl)methyl]-3-methyl-7-(2-butyn-1-yl)-8-(3-amino-piperidin-1-yl)-xanthine x trifluoroacetic acid
- [2652] R_f value: 0.25 (aluminium oxide, methylene chloride/methanol=20:1)
- [2653] Mass spectrum (ESI⁺): m/z=476 [M+H]⁺
- [2654] (223) 1-[(3,4-dimethyl-5,6,7,8-tetrahydro-isoquinolin-1-yl)methyl]-3-methyl-7-(2-butyn-1-yl)-8-(3-amino-piperidin-1-yl)-xanthine x trifluoroacetic acid
- [2655] R_f value: 0.50 (aluminium oxide, methylene chloride/methanol=20:1)
- [2656] Mass spectrum (ESI⁺): m/z=490 [M+H]⁺
- [2657] (224)1-[2-(1H-indol-4-yl)-2-oxo-ethyl]-3-methyl-7-(2-butyn-1-yl)-8-(3-amino-piperidin-1-yl)-xanthine
- [2658] R_f value: 0.52 (silica gel, methylene chloride/methanol/conc. aqueous ammonia=90:10:1)
- [2659] Mass spectrum (ESI⁺): m/z=474 [M+H]⁺
- [2660] (225)1-[(1H-benzoimidazol-5-yl)methyl]-3-methyl-7-(2-butyn-1-yl)-8-(3-amino-piperidin-1-yl)-xanthine
- [2661] R_f value: 0.50 (silica gel, methylene chloride/methanol/conc. aqueous ammonia=90:10:1)
- [2662] Mass spectrum (ESI⁺): m/z=447 [M+H]⁺
- [2663] (226)1-[(pyrazolo[1,5-a]pyridin-2-yl)methyl]-3-methyl-7-(2-butyn-1-yl)-8-(3-amino-piperidin-1-yl)-xanthine
- [2664] (Carried out with 5-6 M isopropanolic hydrochloric acid in methylene chloride)
- [2665] R_f value: 0.47 (silica gel, methylene chloride/methanol/conc. aqueous ammonia=90:10:1)
- [2666] Mass spectrum (ESI⁺): m/z=447 [M+H]⁺
- [2667] (227) 1-[(1-methyl-2-oxo-1,2-dihydro-quinolin-6-yl)methyl]-3-methyl-7-(2-butyn-1-yl)-8-(3-amino-piperidin-1-yl)-xanthine
- [2668] (Carried out with 5-6 M isopropanolic hydrochloric acid in methylene chloride)
- [2669] R_f value: 0.40 (silica gel, methylene chloride/methanol/conc. aqueous ammonia=90:10:1)
- [2670] Mass spectrum (ESI⁺): m/z=488 [M+H]⁺
- [2671] (228) 1-[(2-oxo-1,2-dihydro-quinolin-6-yl)methyl]-3-methyl-7-(2-butyn-1-yl)-8-(3-amino-piperidin-1-yl)-xanthine
- [2672] R_f value: 0.23 (silica gel, methylene chloride/methanol/conc. aqueous ammonia=90:10:1)
- [2673] Mass spectrum (ESI⁺): m/z=474 [M+H]⁺
- [2674] (229) 1-[(2,3,8-trimethyl-quinoxalin-6-yl)methyl]-3-methyl-7-(2-butyn-1-yl)-8-(3-amino-piperidin-1-yl)-xanthine
- [2675] (Carried out with 5-6 M isopropanolic hydrochloric acid in methylene chloride)
- [2676] R_f value: 0.37 (silica gel, methylene chloride/methanol/conc. aqueous ammonia=90:10:1)
- [2677] Mass spectrum (ESI⁺): m/z=501 [M+H]⁺
- [2678] (230) 1-[(8-methyl-quinoxalin-6-yl)methyl]-3-methyl-7-(2-butyn-1-yl)-8-(3-amino-piperidin-1-yl)-xanthine
- [2679] (Carried out with 5-6 M isopropanolic hydrochloric acid in methylene chloride)
- [2680] R_f value: 0.35 (silica gel, methylene chloride/methanol/conc. aqueous ammonia=90:10:1)
- [2681] Mass spectrum (ESI⁺): m/z=473 [M+H]⁺
- [2682] (231) 1-[(4-methyl-phthalazin-1-yl)methyl]-3-methyl-7-(2-butyn-1-yl)-8-(3-amino-piperidin-1-yl)-xanthine (Carried out with 5-6 M isopropanolic hydrochloric acid in methylene chloride)

- [2683] R_f value: 0.55 (ready-made reversed phase TLC plate (E. Merck), acetonitrile/water/trifluoroacetic acid=50:50:1)
- [2684] Mass spectrum (ESI⁺): $m/z=473$ [M+H]⁺
- [2685] (232) 1-[(4-bromo-3-methoxy-isoquinolin-1-yl)methyl]-3-methyl-7-(2-butyn-1-yl)-8-(3-amino-piperidin-1-yl)-xanthine (Carried out with 5-6 M isopropanolic hydrochloric acid in methylene chloride)
- [2686] R_f value: 0.40 (ready-made reversed phase TLC plate (E. Merck), acetonitrile/water/trifluoroacetic acid=50:50:1)
- [2687] Mass spectrum (ESI⁺): $m/z=566, 568$ [M+H]⁺
- [2688] (233) 1-(2-phenyl-2-oxo-ethyl)-3-methyl-7-((E)-1-buten-1-yl)-8-(3-amino-piperidin-1-yl)-xanthine
- [2689] R_f value: 0.31 (silica gel, methylene chloride/methanol/conc. aqueous ammonia=90:10:1)
- [2690] Mass spectrum (ESI⁺): $m/z=437$ [M+H]⁺
- [2691] (234) 1-[(4-difluoromethoxy-naphthalen-1-yl)methyl]-3-methyl-7-(2-butyn-1-yl)-8-((R)-3-amino-piperidin-1-yl)-xanthine
- [2692] R_f value: 0.08 (silica gel, methylene chloride/methanol/conc. aqueous ammonia=95:5:1)
- [2693] Mass spectrum (ESI⁺): $m/z=523$ [M+H]⁺
- [2694] (235) 1-[2-(1H-indol-7-yl)-2-oxo-ethyl]-3-methyl-7-(2-butyn-1-yl)-8-(3-amino-piperidin-1-yl)-xanthine x trifluoroacetic acid
- [2695] R_f value: 0.46 (silica gel, methylene chloride/methanol/conc. aqueous ammonia=90:10:1)
- [2696] Mass spectrum (ESI⁺): $m/z=474$ [M+H]⁺
- [2697] (236) 1-[(E)-3-(2-nitro-phenyl)-2-propen-1-yl]-3-methyl-7-(2-butyn-1-yl)-8-(3-amino-piperidin-1-yl)-xanthine
- [2698] Mass spectrum (ESI⁺): $m/z=478$ [M+H]⁺
- [2699] (237) 1-((E)-3-pentafluorophenyl-2-propen-1-yl)-3-methyl-7-(2-butyn-1-yl)-8-(3-amino-piperidin-1-yl)-xanthine
- [2700] Mass spectrum (ESI⁺): $m/z=523$ [M+H]⁺
- [2701] (238) 1-[(4-nitro-naphthalen-1-yl)methyl]-3-methyl-7-(2-butyn-1-yl)-8-((R)-3-amino-piperidin-1-yl)-xanthine
- [2702] R_f value: 0.38 (silica gel, methylene chloride/methanol/conc. aqueous ammonia=90:10:1)
- [2703] Mass spectrum (ESI⁺): $m/z=502$ [M+H]⁺
- [2704] (239) 1-[[1-(2-cyano-ethyl)-1H-benzimidazol-2-yl]methyl]-3-methyl-7-(2-butyn-1-yl)-8-(3-amino-piperidin-1-yl)-xanthine-hydrochloride
- [2705] (Carried out with 5-6 M isopropanolic hydrochloric acid in methylene chloride)
- [2706] R_f value: 0.55 (ready-made reversed phase TLC plate (E. Merck), acetonitrile/water/trifluoroacetic acid=50:50:0.1)
- [2707] Mass spectrum (ESI⁺): $m/z=500$ [M+H]⁺
- [2708] (240) 1-({1-[(methylaminocarbonyl)methyl]-1H-benzimidazol-2-yl}methyl)-3-methyl-7-(2-butyn-1-yl)-8-(3-amino-piperidin-1-yl)-xanthine x trifluoroacetic acid
- [2709] Mass spectrum (ESI⁺): $m/z=518$ [M+H]⁺
- [2710] (241) 1-[(1-benzyl-1H-benzimidazol-2-yl)methyl]-3-methyl-7-(2-butyn-1-yl)-8-(3-amino-piperidin-1-yl)-xanthine
- [2711] R_f value: 0.47 (ready-made reversed phase TLC plate (E. Merck), acetonitrile/water/trifluoroacetic acid=50:50:0.1)
- [2712] Mass spectrum (ESI⁺): $m/z=537$ [M+H]⁺
- [2713] (242) 1-[(benzooxazol-2-yl)methyl]-3-methyl-7-(2-butyn-1-yl)-8-(3-amino-piperidin-1-yl)-xanthine x trifluoroacetic acid
- [2714] R_f value: 0.50 (ready-made reversed phase TLC plate (E. Merck), acetonitrile/water/trifluoroacetic acid=50:50:0.1)
- [2715] Mass spectrum (ESI⁺): $m/z=448$ [M+H]⁺
- [2716] (243) 1-[(5-nitro-benzooxazol-2-yl)methyl]-3-methyl-7-(2-butyn-1-yl)-8-(3-amino-piperidin-1-yl)-xanthine
- [2717] R_f value: 0.49 (ready-made reversed phase TLC plate (E. Merck), acetonitrile/water/trifluoroacetic acid=50:50:0.1)
- [2718] Mass spectrum (ESI⁺): $m/z=493$ [M+H]⁺
- [2719] (244) 1-[(3-methyl-isoquinolin-1-yl)methyl]-3-methyl-7-(3-methyl-1-buten-1-yl)-8-((R)-3-amino-piperidin-1-yl)-xanthine
- [2720] R_f value: 0.21 (silica gel, methylene chloride/methanol/conc. aqueous ammonia=90:10:1)
- [2721] Mass spectrum (ESI⁺): $m/z=488$ [M+H]⁺
- [2722] (245) 1-[(quinolin-7-yl)methyl]-3-methyl-7-(2-butyn-1-yl)-8-(3-amino-piperidin-1-yl)-xanthine
- [2723] (Carried out with 5-6 M isopropanolic hydrochloric acid in methylene chloride)
- [2724] R_f value: 0.55 (silica gel, methylene chloride/methanol/conc. aqueous ammonia=90:10:1)
- [2725] Mass spectrum (ESI⁺): $m/z=458$ [M+H]⁺
- [2726] (246) 1-[[1,5]naphthyridin-2-yl)methyl]-3-methyl-7-(2-butyn-1-yl)-8-(3-amino-piperidin-1-yl)-xanthine
- [2727] (Carried out with 5-6 M isopropanolic hydrochloric acid in methylene chloride)
- [2728] R_f value: 0.51 (silica gel, methylene chloride/methanol/conc. aqueous ammonia=90:10:1)
- [2729] Mass spectrum (ESI⁺): $m/z=459$ [M+H]⁺
- [2730] (247) 1-[(8-methyl-quinoxalin-6-yl)methyl]-3-methyl-7-(2-butyn-1-yl)-8-((R)-3-amino-piperidin-1-yl)-xanthine
- [2731] (Carried out with 5-6 M isopropanolic hydrochloric acid in methylene chloride)
- [2732] R_f value: 0.49 (silica gel, methylene chloride/methanol/conc. aqueous ammonia=90:10:1)
- [2733] Mass spectrum (ESI⁺): $m/z=473$ [M+H]⁺

- [2734] (248) 1-[(2,3,8-trimethyl-quinoxalin-6-yl)methyl]-3-methyl-7-(2-butyn-1-yl)-8-((R)-3-amino-piperidin-1-yl)-xanthine
- [2735] (Carried out with 5-6 M isopropanolic hydrochloric acid in methylene chloride)
- [2736] R_f value: 0.46 (silica gel, methylene chloride/methanol/conc. aqueous ammonia=90:10:1)
- [2737] Mass spectrum (ESI⁺): $m/z=501$ [M+H]⁺
- [2738] (249) 1-[[1,6]naphthyridin-5-yl)methyl]-3-methyl-7-(2-butyn-1-yl)-8-((R)-3-amino-piperidin-1-yl)-xanthine
- [2739] (Carried out with 5-6 M isopropanolic hydrochloric acid in methylene chloride)
- [2740] R_f value: 0.50 (silica gel, methylene chloride/methanol/conc. aqueous ammonia=90:10:1)
- [2741] Mass spectrum (ESI⁺): $m/z=459$ [M+H]⁺
- [2742] (250) 1-[[1,8]naphthyridin-2-yl)methyl]-3-methyl-7-(2-butyn-1-yl)-8-((R)-3-amino-piperidin-1-yl)-xanthine
- [2743] (Carried out with 5-6 M isopropanolic hydrochloric acid in methylene chloride)
- [2744] R_f value: 0.45 (silica gel, methylene chloride/methanol/conc. aqueous ammonia=90:10:1)
- [2745] Mass spectrum (ESI⁺): $m/z=459$ [M+H]⁺
- [2746] (251) 1-[(4-fluoro-naphthalen-1-yl)methyl]-3-methyl-7-(2-butyn-1-yl)-8-((R)-3-amino-piperidin-1-yl)-xanthine
- [2747] (Carried out with 5-6 M isopropanolic hydrochloric acid in methylene chloride)
- [2748] R_f value: 0.50 (silica gel, methylene chloride/methanol/conc. aqueous ammonia=90:10:1)
- [2749] Mass spectrum (ESI⁺): $m/z=475$ [M+H]⁺
- [2750] (252) 1-[[1,5]naphthyridin-2-yl)methyl]-3-methyl-7-(2-butyn-1-yl)-8-((R)-3-amino-piperidin-1-yl)-xanthine
- [2751] (Carried out with 5-6 M isopropanolic hydrochloric acid in methylene chloride)
- [2752] Mass spectrum (ESI⁺): $m/z=459$ [M+H]⁺
- [2753] (253) 1-[2-(3-methyl-2-oxo-2,3-dihydro-benzooxazol-4-yl)-2-oxo-ethyl]-3-methyl-7-(2-butyn-1-yl)-8-((R)-3-amino-piperidin-1-yl)-xanthine
- [2754] (Carried out with 5-6 M isopropanolic hydrochloric acid in methylene chloride)
- [2755] Melting point: 187-189° C.
- [2756] Mass spectrum (ESI⁺): $m/z=506$ [M+H]⁺
- [2757] (254) 1-[(8-phenyl-quinoxalin-6-yl)methyl]-3-methyl-7-(2-butyn-1-yl)-8-((R)-3-amino-piperidin-1-yl)-xanthine
- [2758] (Carried out with 5-6 M isopropanolic hydrochloric acid in methylene chloride)
- [2759] R_f value: 0.50 (silica gel, methylene chloride/methanol/conc. aqueous ammonia=90:10:1)
- [2760] Mass spectrum (ESI⁺): $m/z=535$ [M+H]⁺
- [2761] (255) 1-[[1,5]naphthyridine-4-yl)methyl]-3-methyl-7-(2-butyn-1-yl)-8-((R)-3-amino-piperidin-1-yl)-xanthine
- [2762] (Carried out with 5-6 M isopropanolic hydrochloric acid in methylene chloride)
- [2763] R_f value: 0.52 (silica gel, methylene chloride/methanol/conc. aqueous ammonia=90:10:1)
- [2764] Mass spectrum (ESI⁺): $m/z=459$ [M+H]⁺
- [2765] (256) 1-((E)-3-pentafluorophenyl-allyl)-3-methyl-7-(2-butyn-1-yl)-8-((R)-3-amino-piperidin-1-yl)-xanthine
- [2766] Mass spectrum (ESI⁺): $m/z=523$ [M+H]⁺
- [2767] (257) 1-[(E)-3-(2-trifluoromethyl-phenyl)-allyl]-3-methyl-7-(2-butyn-1-yl)-8-((R)-3-amino-piperidin-1-yl)-xanthine
- [2768] Mass spectrum (ESI⁺): $m/z=501$ [M+H]⁺
- [2769] (258) 1-[(E)-3-(3-trifluoromethyl-phenyl)-allyl]-3-methyl-7-(2-butyn-1-yl)-8-((R)-3-amino-piperidin-1-yl)-xanthine
- [2770] Mass spectrum (ESI⁺): $m/z=501$ [M+H]⁺
- [2771] (259) 1-[(E)-3-(4-trifluoromethyl-phenyl)-allyl]-3-methyl-7-(2-butyn-1-yl)-8-((R)-3-amino-piperidin-1-yl)-xanthine
- [2772] Mass spectrum (ESI⁺): $m/z=501$ [M+H]⁺
- [2773] (260) 1-[(3-trifluoromethyl-isoquinolin-1-yl)methyl]-3-methyl-7-(2-butyn-1-yl)-8-((R)-3-amino-piperidin-1-yl)-xanthine x trifluoroacetic acid
- [2774] Mass spectrum (ESI⁺): $m/z=526$ [M+H]⁺
- [2775] (261) 1-[(3-methyl-isoquinolin-1-yl)methyl]-3-isopropyl-7-(2-butyn-1-yl)-8-((R)-3-amino-piperidin-1-yl)-xanthine
- [2776] (262) 1-[(3-methyl-isoquinolin-1-yl)methyl]-3-(4-fluorophenyl)-7-(2-butyn-1-yl)-8-((R)-3-amino-piperidin-1-yl)-xanthine
- [2777] (263) 1-[(3-methyl-isoquinolin-1-yl)methyl]-3-methyl-7-(2-cyano-benzyl)-8-((R)-3-amino-piperidin-1-yl)-xanthine
- [2778] (Carried out with 5-6 M isopropanolic hydrochloric acid in methylene chloride)
- [2779] R_f value: 0.51 (ready-made reversed phase TLC plate (E. Merck), acetonitrile/water/trifluoroacetic acid=50:50:1)
- [2780] Mass spectrum (ESI⁺): $m/z=535$ [M+H]⁺
- [2781] (264) 1-[(3-difluoromethyl-isoquinolin-1-yl)methyl]-3-methyl-7-(2-butyn-1-yl)-8-((R)-3-amino-piperidin-1-yl)-xanthine
- [2782] Mass spectrum (ESI⁺): $m/z=508$ [M+H]⁺
- [2783] (265) 1-[(4-chloro-3-methoxy-isoquinolin-1-yl)methyl]-3-methyl-7-(2-butyn-1-yl)-8-((R)-3-amino-piperidin-1-yl)-xanthine
- [2784] (Carried out with 5-6 M isopropanolic hydrochloric acid in methylene chloride)
- [2785] Mass spectrum (ESI⁺): $m/z=522, 524$ [M+H]⁺

- [2786] R_f value: 0.40 (ready-made reversed phase TLC plate (E. Merck), acetonitrile/water/trifluoroacetic acid=50:50:1)
- [2787] (266) 1-[(4-ethoxy-quinazolin-2-yl)methyl]-3-methyl-7-(2-butyn-1-yl)-8-(3-amino-piperidin-1-yl)-xanthine
- [2788] (Carried out with 1 M ethereal hydrochloric acid)
- [2789] R_f value: 0.60 (ready-made reversed phase TLC plate (E. Merck), acetonitrile/water/trifluoroacetic acid=50:50:1)
- [2790] Mass spectrum (ESI⁺): $m/z=503$ [M+H]⁺
- [2791] (267) 1-[(4-isopropoxy-quinazolin-2-yl)methyl]-3-methyl-7-(2-butyn-1-yl)-8-(3-amino-piperidin-1-yl)-xanthine
- [2792] (Carried out with 5-6 M isopropanolic hydrochloric acid in methylene chloride)
- [2793] R_f value: 0.55 (ready-made reversed phase TLC plate (E. Merck), acetonitrile/water/trifluoroacetic acid=50:50:1)
- [2794] Mass spectrum (ESI⁺): $m/z=517$ [M+H]⁺
- [2795] (268) 1-[(2-methyl-benzothiazol-6-yl)methyl]-3-methyl-7-(2-butyn-1-yl)-8-(3-amino-piperidin-1-yl)-xanthine
- [2796] (Carried out with 5-6 M isopropanolic hydrochloric acid in methylene chloride)
- [2797] Melting point: 167° C.
- [2798] Mass spectrum (ESI⁺): $m/z=478$ [M+H]⁺
- [2799] (269) 1-[(3-phenyl-isoquinolin-1-yl)methyl]-3-methyl-7-(2-butyn-1-yl)-8-((R)-3-amino-piperidin-1-yl)-xanthine (Carried out with 5-6 M isopropanolic hydrochloric acid in methylene chloride)
- [2800] R_f value: 0.45 (ready-made reversed phase TLC plate (E. Merck), acetonitrile/water/trifluoroacetic acid=50:50:1)
- [2801] Mass spectrum (ESI⁺): $m/z=534$ [M+H]⁺
- [2802] (270) 1-[(4-phenyloxy-quinazolin-2-yl)methyl]-3-methyl-7-(2-butyn-1-yl)-8-(3-amino-piperidin-1-yl)-xanthine (Carried out with 5-6 M isopropanolic hydrochloric acid in methylene chloride)
- [2803] R_f value: 0.60 (ready-made reversed phase TLC plate (E. Merck), acetonitrile/water/trifluoroacetic acid=50:50:1)
- [2804] Mass spectrum (ESI⁺): $m/z=551$ [M+H]⁺
- [2805] (271) 1-[(4-phenyl-quinazolin-2-yl)methyl]-3-cyclopropyl-7-(2-butyn-1-yl)-8-(3-amino-piperidin-1-yl)-xanthine
- [2806] (Carried out with 5-6 M isopropanolic hydrochloric acid in methylene chloride)
- [2807] R_f value: 0.45 (ready-made reversed phase TLC plate (E. Merck), acetonitrile/water/trifluoroacetic acid=50:50:1)
- [2808] Mass spectrum (ESI⁺): $m/z=561$ [M+H]⁺
- [2809] (272) 1-[(3-methyl-isoquinolin-1-yl)methyl]-3-cyclopropyl-7-(2-butyn-1-yl)-8-(3-amino-piperidin-1-yl)-xanthine
- [2810] (Carried out with 5-6 M isopropanolic hydrochloric acid in methylene chloride)
- [2811] R_f value: 0.55 (ready-made reversed phase TLC plate (E. Merck), acetonitrile/water/trifluoroacetic acid=50:50:1)
- [2812] Mass spectrum (ESI⁺): $m/z=498$ [M+H]⁺
- [2813] (273) 1-[(2-phenyl-quinazolin-4-yl)methyl]-3-methyl-7-(2-butyn-1-yl)-8-(3-amino-piperidin-1-yl)-xanthine
- [2814] (Carried out with 5-6 M isopropanolic hydrochloric acid in methylene chloride)
- [2815] R_f value: 0.50 (ready-made reversed phase TLC plate (E. Merck), acetonitrile/water/trifluoroacetic acid=50:50:1)
- [2816] Mass spectrum (ESI⁺): $m/z=535$ [M+H]⁺
- [2817] (274) 1-[2-(2-methoxy-phenyl)-2-oxo-ethyl]-3-methyl-7-(2-butyn-1-yl)-8-(3-amino-piperidin-1-yl)-xanthine
- [2818] (Carried out with 5-6 M isopropanolic hydrochloric acid in methylene chloride)
- [2819] R_f value: 0.29 (silica gel, methylene chloride/methanol/conc. aqueous ammonia=90:10:1)
- [2820] Mass spectrum (ESI⁺): $m/z=465$ [M+H]⁺
- [2821] (275) 1-[2-(3-methoxy-phenyl)-2-oxo-ethyl]-3-methyl-7-(2-butyn-1-yl)-8-(3-amino-piperidin-1-yl)-xanthine
- [2822] (Carried out with 5-6 M isopropanolic hydrochloric acid in methylene chloride)
- [2823] R_f value: 0.27 (silica gel, methylene chloride/methanol/conc. aqueous ammonia=90:10:1)
- [2824] Mass spectrum (ESI⁺): $m/z=465$ [M+H]⁺
- [2825] (276) 1-[2-(3-trifluoromethoxy-phenyl)-2-oxo-ethyl]-3-methyl-7-(2-butyn-1-yl)-8-((R)-3-amino-piperidin-1-yl)-xanthine
- [2826] (Carried out with 5-6 M isopropanolic hydrochloric acid in methylene chloride)
- [2827] R_f value: 0.29 (silica gel, methylene chloride/methanol/conc. aqueous ammonia=90:10:1)
- [2828] Mass spectrum (ESI⁺): $m/z=519$ [M+H]⁺
- [2829] (277) 1-[2-(biphenyl-2-yl)-2-oxo-ethyl]-3-methyl-7-(2-butyn-1-yl)-8-((R)-3-amino-piperidin-1-yl)-xanthine
- [2830] (Carried out with 5-6 M isopropanolic hydrochloric acid in methylene chloride)
- [2831] R_f value: 0.35 (ready-made reversed phase TLC plate (E. Merck), acetonitrile/water/trifluoroacetic acid=50:50:1)
- [2832] Mass spectrum (ESI⁺): $m/z=511$ [M+H]⁺
- [2833] (278) 1-[2-(biphenyl-3-yl)-2-oxo-ethyl]-3-methyl-7-(2-butyn-1-yl)-8-((R)-3-amino-piperidin-1-yl)-xanthine
- [2834] (Carried out with 5-6 M isopropanolic hydrochloric acid in methylene chloride)

- [2835] R_f value: 0.35 (ready-made reversed phase TLC plate (E. Merck), acetonitrile/water/trifluoroacetic acid=50:50:1)
- [2836] Mass spectrum (ESI⁺): $m/z=511$ [M+H]⁺
- [2837] (279) 1-[2-(3-isopropoxy-phenyl)-2-oxo-ethyl]-3-methyl-7-(2-butyn-1-yl)-8-((R)-3-amino-piperidin-1-yl)-xanthine
- [2838] (Carried out with 5-6 M isopropanolic hydrochloric acid in methylene chloride)
- [2839] R_f value: 0.20 (silica gel, methylene chloride/methanol/conc. aqueous ammonia=90:10:1)
- [2840] Mass spectrum (ESI⁺): $m/z=493$ [M+H]⁺
- [2841] (280) 1-[(3-methyl-isoquinolin-1-yl)methyl]-3-cyclopropyl-7-(2-butyn-1-yl)-8-((R)-3-amino-piperidin-1-yl)-xanthine
- [2842] (Carried out with 5-6 M isopropanolic hydrochloric acid in methylene chloride)
- [2843] R_f value: 0.50 (ready-made reversed phase TLC plate (E. Merck), acetonitrile/water/trifluoroacetic acid=50:50:1)
- [2844] Mass spectrum (ESI⁺): $m/z=498$ [M+H]⁺
- [2845] (281) 1-[(4-phenyl-quinazolin-2-yl)methyl]-3-cyclopropyl-7-(2-butyn-1-yl)-8-((R)-3-amino-piperidin-1-yl)-xanthine
- [2846] (Carried out with 5-6 M isopropanolic hydrochloric acid in methylene chloride)
- [2847] R_f value: 0.45 (ready-made reversed phase TLC plate (E. Merck), acetonitrile/water/trifluoroacetic acid=50:50:1)
- [2848] Mass spectrum (ESI⁺): $m/z=561$ [M+H]⁺
- [2849] (282) 1-[(4-cyano-naphthalen-1-yl)methyl]-3-cyclopropyl-7-(2-butyn-1-yl)-8-((R)-3-amino-piperidin-1-yl)-xanthine
- [2850] (Carried out with 5-6 M isopropanolic hydrochloric acid in methylene chloride)
- [2851] Melting point: 191° C.
- [2852] Mass spectrum (ESI⁺): $m/z=508$ [M+H]⁺
- [2853] (283) 1-[2-(2-phenyloxy-phenyl)-2-oxo-ethyl]-3-methyl-7-(2-butyn-1-yl)-8-((R)-3-amino-piperidin-1-yl)-xanthine
- [2854] (Carried out with 5-6 M isopropanolic hydrochloric acid in methylene chloride)
- [2855] R_f value: 0.40 (ready-made reversed phase TLC plate (E. Merck), acetonitrile/water/trifluoroacetic acid=50:50:1)
- [2856] Mass spectrum (ESI⁺): $m/z=527$ [M+H]⁺
- [2857] (284) 1-[2-(3-ethoxy-phenyl)-2-oxo-ethyl]-3-methyl-7-(2-butyn-1-yl)-8-((R)-3-amino-piperidin-1-yl)-xanthine
- [2858] (Carried out with 5-6 M isopropanolic hydrochloric acid in methylene chloride)
- [2859] R_f value: 0.29 (silica gel, methylene chloride/methanol/conc. aqueous ammonia=90:10:1)
- [2860] Mass spectrum (ESI⁺): $m/z=479$ [M+H]⁺
- [2861] (285) 1-[2-(3-methoxy-phenyl)-2-oxo-ethyl]-3-methyl-7-(2-butyn-1-yl)-8-((R)-3-amino-piperidin-1-yl)-xanthine
- [2862] (Carried out with 5-6 M isopropanolic hydrochloric acid in methylene chloride)
- [2863] R_f value: 0.28 (silica gel, methylene chloride/methanol/conc. aqueous ammonia=90:10:1)
- [2864] Mass spectrum (ESI⁺): $m/z=465$ [M+H]⁺
- [2865] (286) 1-[2-(2-methoxy-phenyl)-2-oxo-ethyl]-3-methyl-7-(2-butyn-1-yl)-8-((R)-3-amino-piperidin-1-yl)-xanthine
- [2866] (Carried out with 5-6 M isopropanolic hydrochloric acid in methylene chloride)
- [2867] R_f value: 0.34 (silica gel, methylene chloride/methanol/conc. aqueous ammonia=90:10:1)
- [2868] Mass spectrum (ESI⁺): $m/z=465$ [M+H]⁺
- [2869] (287) 1-[(3-methyl-isoquinolin-1-yl)methyl]-3-methyl-7-(2-chloro-benzyl)-8-((R)-3-amino-piperidin-1-yl)-xanthine
- [2870] Mass spectrum (ESI⁺): $m/z=544, 546$ [M+H]⁺
- [2871] (288) 1-[(3-methyl-isoquinolin-1-yl)methyl]-3-methyl-7-(2-bromo-benzyl)-8-((R)-3-amino-piperidin-1-yl)-xanthine
- [2872] ((R)-3-amino-piperidin-1-yl)-xanthine
- [2873] Mass spectrum (ESI⁺): $m/z=588, 590$ [M+H]⁺
- [2874] (289) 1-[(1,2,3,4-tetrahydro-phenanthridin-6-yl)methyl]-3-methyl-7-(2-butyn-1-yl)-8-(3-amino-piperidin-1-yl)-xanthine x trifluoroacetic acid
- [2875] R_f value: 0.75 (aluminium oxide, methylene chloride/methanol=10:1)
- [2876] Mass spectrum (ESI⁺): $m/z=512$ [M+H]⁺
- [2877] (290) 1-[2-(3-difluoromethoxy-phenyl)-2-oxo-ethyl]-3-methyl-7-(2-butyn-1-yl)-8-((R)-3-amino-piperidin-1-yl)-xanthine
- [2878] (Carried out with 5-6 M isopropanolic hydrochloric acid in methylene chloride)
- [2879] R_f value: 0.28 (silica gel, methylene chloride/methanol/conc. aqueous ammonia=90:10:1)
- [2880] Mass spectrum (ESI⁺): $m/z=501$ [M+H]⁺
- [2881] (291) 1-[(3-methyl-isoquinolin-1-yl)methyl]-3-methyl-7-(2-ethynyl-benzyl)-8-((R)-3-amino-piperidin-1-yl)-xanthine
- [2882] (292) 1-[(3-methyl-isoquinolin-1-yl)methyl]-3-phenyl-7-(2-butyn-1-yl)-8-((R)-3-amino-piperidin-1-yl)-xanthine
- [2883] (293) 1-[(phenanthren-9-yl)methyl]-3-methyl-7-(2-butyn-1-yl)-8-((R)-3-amino-piperidin-1-yl)-xanthine
- [2884] (294) 1-[(4-methyl-quinazolin-2-yl)methyl]-3-methyl-7-(2-chloro-benzyl)-8-((R)-3-amino-piperidin-1-yl)-xanthine

[2885] R_f value: 0.35 (silica gel, methylene chloride/methanol/triethylamine=90:10:1)

[2886] Mass spectrum (ESI⁺): $m/z=545, 547 [M+H]^+$

[2887] (295) 1-[(4-phenyl-quinazolin-2-yl)methyl]-3-methyl-7-(2-chloro-benzyl)-8-((R)-3-amino-piperidin-1-yl)-xanthine

[2888] R_f value: 0.40 (silica gel, methylene chloride/methanol/triethylamine=90:10:1)

[2889] Mass spectrum (ESI⁺): $m/z=607, 609 [M+H]^+$

EXAMPLE 3

[2890] 1-[2-(3-carboxymethoxy-phenyl)-2-oxo-ethyl]-3-methyl-7-(3-methyl-2-buten-1-yl)-8-(3-amino-piperidin-1-yl)-xanthine

[2891] Prepared by saponifying 70 mg of 1-(2-{3-[(methoxycarbonyl)methoxy]phenyl}-2-oxo-ethyl)-3-methyl-7-(3-methyl-2-buten-1-yl)-8-(3-amino-piperidin-1-yl)-xanthine with 0.10 ml of 4 M potassium hydroxide solution in a mixture of 1 ml of tetrahydrofuran and 0.5 ml of methanol at ambient temperature.

[2892] Yield: 57 mg (84% of theory)

[2893] R_f value: 0.55 (ready-made reversed phase TLC plate (E. Merck), acetonitrile/water/trifluoroacetic acid=50:50:0.1)

[2894] Mass spectrum (ESI⁺): $m/z=525 [M+H]^+$

[2895] The following compounds are obtained analogously to Example 3:

[2896] (1) 1-[2-(2-carboxymethoxy-phenyl)-2-oxo-ethyl]-3-methyl-7-(3-methyl-2-buten-1-yl)-8-(3-amino-piperidin-1-yl)-xanthine

[2897] (Carried out with sodium hydroxide solution)

[2898] Mass spectrum (ESI⁻): $m/z=523 [M-H]$

EXAMPLE 4

Coated tablets containing 75 mg of active substance

1 tablet core contains:

active substance	75.0 mg
calcium phosphate	93.0 mg
corn starch	35.5 mg
polyvinylpyrrolidone	10.0 mg
hydroxypropylmethylcellulose	15.0 mg
magnesium stearate	1.5 mg
	<hr/>
	230.0 mg

[2899] Preparation:

[2900] The active substance is mixed with calcium phosphate, corn starch, polyvinylpyrrolidone, hydroxypropylmethylcellulose and half the specified amount of magnesium stearate. Blanks 13 mm in diameter are produced in a tablet-making machine and these are then rubbed through a screen with a mesh size of 1.5 mm using a suitable machine and mixed with the rest of the magnesium stearate. This granulate is compressed in a tablet-making machine to form tablets of the desired shape.

[2901] Weight of core: 230 mg

[2902] die: 9 mm, convex

[2903] The tablet cores thus produced are coated with a film consisting essentially of hydroxypropylmethylcellulose. The finished film-coated tablets are polished with beeswax.

[2904] Weight of coated tablet: 245 mg.

EXAMPLE 5

Tablets containing 100 mg of active substance

Composition:

1 tablet contains:

active substance	100.0 mg
lactose	80.0 mg
corn starch	34.0 mg
polyvinylpyrrolidone	4.0 mg
magnesium stearate	2.0 mg
	<hr/>
	220.0 mg

[2905] Method of Preparation:

[2906] The active substance, lactose and starch are mixed together and uniformly moistened with an aqueous solution of the polyvinylpyrrolidone. After the moist composition has been screened (2.0 mm mesh size) and dried in a rack-type drier at 50° C. it is screened again (1.5 mm mesh size) and the lubricant is added. The finished mixture is compressed to form tablets.

[2907] Weight of tablet: 220 mg

[2908] Diameter: 10 mm, biplanar, faceted on both sides and notched on one side.

EXAMPLE 6

Tablets containing 150 mg of active substance

Composition:

1 tablet contains:

active substance	150.0 mg
powdered lactose	89.0 mg
corn starch	40.0 mg
colloidal silica	10.0 mg
polyvinylpyrrolidone	10.0 mg
magnesium stearate	1.0 mg
	<hr/>
	300.0 mg

[2909] Preparation:

[2910] The active substance mixed with lactose, corn starch and silica is moistened with a 20% aqueous polyvinylpyrrolidone solution and passed through a screen with a mesh size of 1.5 mm. The granules, dried at 45° C., are passed through the same screen again and mixed with the specified amount of magnesium stearate. Tablets are pressed from the mixture.

Weight of tablet: die:	300 mg 10 mm, flat
---------------------------	-----------------------

[2911]

EXAMPLE 7

Hard gelatine capsules containing 150 mg of active substance	
1 capsule contains:	
active substance	150.0 mg
corn starch (dried)	approx. 80.0 mg
lactose (powdered)	approx. 87.0 mg
magnesium stearate	3.0 mg
	approx. 420.0 mg

[2912] Preparation:

[2913] The active substance is mixed with the excipients, passed through a screen with a mesh size of 0.75 mm and homogeneously mixed using a suitable apparatus. The finished mixture is packed into size 1 hard gelatine capsules.

[2914] Capsule filling: approx. 320 mg

[2915] Capsule shell: size 1 hard gelatine capsule.

EXAMPLE 8

Suppositories containing 150 mg of active substance	
1 suppository contains:	
active substance	150.0 mg
polyethyleneglycol 1500	550.0 mg
polyethyleneglycol 6000	460.0 mg
polyoxyethylene sorbitan monostearate	840.0 mg
	2,000.0 mg

[2916] Preparation:

[2917] After the suppository mass has been melted the active substance is homogeneously distributed therein and the melt is poured into chilled moulds.

EXAMPLE 9

Suspension containing 50 mg of active substance	
100 ml of suspension contain:	
active substance	1.00 g
carboxymethylcellulose-Na-salt	0.10 g
methyl p-hydroxybenzoate	0.05 g
propyl p-hydroxybenzoate	0.01 g
glucose	10.00 g
glycerol	5.00 g
70% sorbitol solution	20.00 g
flavouring	0.30 g
dist. water	ad 100 ml

[2918] Preparation:

[2919] The distilled water is heated to 70° C. The methyl and propyl p-hydroxybenzoates together with the glycerol

and sodium salt of carboxymethylcellulose are dissolved therein with stirring. The solution is cooled to ambient temperature and the active substance is added and homogeneously dispersed therein with stirring. After the sugar, the sorbitol solution and the flavouring have been added and dissolved, the suspension is evacuated with stirring to eliminate air.

[2920] 5 ml of suspension contain 50 mg of active substance.

EXAMPLE 10

Ampoules containing 10 mg active substance	
Composition:	
active substance	10.0 mg
0.01 N hydrochloric acid q.s.	
double-distilled water	ad 2.0 ml

[2921] Preparation:

[2922] The active substance is dissolved in the necessary amount of 0.01 N HCl, made isotonic with common salt, filtered sterile and transferred into 2 ml ampoules.

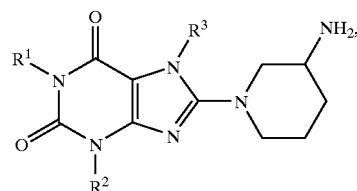
EXAMPLE 11

Ampoules containing 50 mg of active substance	
Composition:	
active substance	50.0 mg
0.01 N hydrochloric acid q.s.	
double-distilled water	ad 10.0 ml

[2923] Preparation:

[2924] The active substance is dissolved in the necessary amount of 0.01 N HCl, made isotonic with common salt, filtered sterile and transferred into 10 ml ampoules.

1. A Compound of the formula



wherein

R¹ denotes a methyl group which is substituted by a dimethylaminocarbonyl, pyrrolidin-1-ylcarbonyl, piperidin-1-ylcarbonyl, tert.-butylcarbonyl or a cyclohexylcarbonyl group,

a methyl group which is substituted by a naphthyl, methylnaphthyl, methoxynaphthyl, nitronaphthyl or (dimethylamino)-naphthyl group,

a methyl group which is substituted by a 2-phenylethenyl or a biphenyl group,

- a methyl group which is substituted by a phenyl-oxadiazolyl, 5-methyl-3-phenyl-isoxazolyl, phenyl-pyridinyl, indolyl, benzothiophenyl, quinolinyl, isoquinolinyl, methylisoquinolinyl, (methoxycarbonylmethylamino)isoquinolinyl, cinnolinyl, quinazolinyl, methylquinazolinyl, 1,2-dihydro-1-methyl-2-oxo-quinolinyl, 1,2-dihydro-2-methyl-1-oxo-isoquinolinyl, 3,4-dihydro-4-oxo-phthalazinyl, 3,4-dihydro-3-methyl-4-oxo-phthalazinyl, 3,4-dihydro-4-oxo-quinazolinyl, 3,4-dihydro-3-methyl-4-oxo-quinazolinyl or a 2-oxo-2-H-chromenyl group,
- a 2-methoxyethyl, 2-phenyloxyethyl or 2-cyanoethyl group,
- a phenylcarbonylmethyl or a 1-(phenylcarbonyl)-ethyl group,
- a phenylcarbonylmethyl group wherein the phenyl moiety is substituted by an amino, cyanomethylamino, methylcarbonylamino, ethylcarbonylamino, isopropylcarbonylamino, methoxycarbonylamino, (ethyloxycarbonylamino)carbonylamino or a 2-oxo-imidazolidin-1-yl group,
- a phenylcarbonylmethyl group wherein the phenyl moiety is substituted by a carboxy, methoxycarbonyl, ethyloxycarbonyl, aminocarbonyl, methylaminocarbonyl, dimethylaminocarbonyl or morpholin-4-yl-carbonyl group,
- a phenylcarbonylmethyl group wherein the phenyl moiety is substituted by a methylsulphanyl, methylsulphinyl or methylsulphonyl group,
- a phenylcarbonylmethyl group wherein the phenyl moiety is substituted by a carboxymethoxy, ethyloxycarbonylmethoxy, isopropylloxycarbonylmethoxy, aminocarbonylmethoxy, methylaminocarbonylmethoxy, ethylaminocarbonylmethoxy, isopropylaminocarbonylmethoxy, dimethylaminocarbonylmethoxy, pyrrolidin-1-ylcarbonylmethoxy or morpholin-4-ylcarbonylmethoxy group,
- a phenylcarbonylmethyl group wherein the phenyl moiety is substituted by a 1-(methoxycarbonyl)-ethyloxy or a 1-(aminocarbonyl)-ethyloxy group,
- a phenylcarbonylmethyl group wherein the phenyl moiety is substituted by a methylsulphinylmethoxy group,
- a phenylcarbonylmethyl group wherein the phenyl moiety is substituted by two methoxy groups or
- a phenylcarbonylmethyl group wherein in the phenyl moiety two adjacent hydrogen atoms are replaced by a $-\text{O}-\text{CH}_2-\text{O}-$, $-\text{O}-\text{CH}_2-\text{CH}_2-\text{O}-$ or a $-\text{N}(\text{CH}_3)-\text{CO}-\text{O}$ group,
- R² denotes a methyl, isopropyl or phenyl group and
- R³ denotes a 2-methyl-2-propen-1-yl, 2-chloro-2-propen-1-yl or 3-bromo-2-propen-1-yl group
- a 2-buten-1-yl or 2,3-dimethyl-2-buten-1-yl group,
- a 2-butyne-1-yl group,
- a 1-cyclopenten-1-ylmethyl group or
- a 2-furanylmethyl group, or
- tautomers, enantiomers, diastereomers, mixtures thereof, prodrugs thereof or salts thereof.
2. The Compound according to claim 1, wherein
- R¹ denotes a 4-methoxy-1-naphthylmethyl group,
- a 2-quinolinylmethyl, 4-quinolinylmethyl or a 6-quinolinylmethyl group,
- a 1-isoquinolinylmethyl, 3-methyl-1-isoquinolinylmethyl, 4-methyl-1-isoquinolinylmethyl or a 3-isoquinolinylmethyl group or
- a 2-quinazolinylmethyl, 4-methyl-2-quinazolinylmethyl or a 4-quinazolinylmethyl group,
- R² denotes a methyl group and
- R³ denotes a 2-buten-1-yl or a 2-butyne-1-yl group.
3. The Compound according to claim 1, wherein
- R¹ denotes a [2-(methylcarbonylamino)-phenyl]-carbonylmethyl group,
- a [2-(ethylcarbonylamino)-phenyl]-carbonylmethyl group or
- a [2-(isopropylcarbonylamino)-phenyl]-carbonylmethyl group,
- R² denotes a methyl group and
- R³ denotes a 2-buten-1-yl or a 2-butyne-1-yl group.
4. The Compound according to claim 1, wherein
- R¹ denotes a [2-(aminocarbonylmethoxy)-phenyl]-carbonylmethyl group,
- [2-(methylaminocarbonylmethoxy)-phenyl]-carbonylmethyl group,
- a [2-(ethylaminocarbonylmethoxy)-phenyl]-carbonylmethyl group or
- a [2-(isopropylaminocarbonylmethoxy)-phenyl]-carbonylmethyl group,
- R² denotes a methyl group and
- R³ denotes a 2-buten-1-yl group,
- a 2-butyne-1-yl group or
- a 1-cyclopenten-1-ylmethyl group.
5. The Compound according to claim 1 wherein
- R¹ denotes a methyl group which is substituted by a naphthyl, fluoronaphthyl, methylnaphthyl, methoxynaphthyl, (difluoromethoxy)-naphthyl, cyanonaphthyl, nitronaphthyl or (dimethylamino)-naphthyl group,
- a methyl group which is substituted by a phenanthrenyl group,
- a methyl group which is substituted by a 2-phenylethenyl, 2-[(trifluoromethyl)phenyl]-ethenyl, 2-(nitrophenyl)ethenyl, 2-(pentafluorophenyl)ethenyl or a biphenyl group,
- a methyl group which is substituted by a phenyloxadiazolyl, phenyl-pyridinyl, indolyl, methylindolyl, dimethyl-6,7-dihydro-5H-[2]pyridinyl, benzimidazolyl, methylbenzimidazolyl, (cyanoethyl)-benzimidazolyl, (methylaminocarbonylmethyl)benzimidazolyl, benzylbenzimidazolyl, benzofuranyl, acetylbenzofuranyl, cyanobenzofuranyl, benzoxazolyl, nitrobenzoxazolyl, benzothiophenyl, methylbenzothiazolyl, quinolinyl, methoxyquinolinyl, isoquinolinyl, methylisoquinoli-

- nyl, (difluoromethyl)-isoquinolinyl, (trifluoromethyl)-isoquinolinyl, dimethylisoquinolinyl, (1-cyano-1-methylethyl)isoquinolinyl, phenylisoquinolinyl, methoxyisoquinolinyl, methoxy-chloroisoquinolinyl, methoxy-bromo-isoquinolinyl, (methoxycarbonylmethylamino)isoquinolinyl, dimethyl-5,6,7,8-tetrahydroisoquinolinyl, 1,2,3,4-tetrahydrophenanthridinyl, cinnolinyl, quinazolinyl, methylquinazolinyl, isopropylquinazolinyl, cyclopropylquinazolinyl, phenylquinazolinyl, aminoquinazolinyl, (dimethylamino)quinazolinyl, pyrrolidin-1-ylquinazolinyl, piperidin-1-ylquinazolinyl, piperazin-1-ylquinazolinyl, morpholin-4-ylquinazolinyl, ethoxyquinazolinyl, isopropoxyquinazolinyl, phenoxyquinazolinyl, imidazo[1,2-a]pyridinyl, methylimidazo[1,2-a]pyridinyl, phenylimidazo[1,2-a]pyridinyl, benzylimidazo[1,2-a]pyridinyl, pyrazolo[1,5-a]pyridinyl, quinoxalinyl, methylquinoxalinyl, dimethylquinoxalinyl, trimethylquinoxalinyl, phenylquinoxalinyl, methylphthalazinyl, naphthyridinyl, 2,3-dihydro-benzo[1,4]dioxinyl, 1,2-dihydro-2-oxo-quinolinyl, 1,2-dihydro-1-methyl-2-oxo-quinolinyl, 1,2-dihydro-2-methyl-1-oxo-isoquinolinyl, 3,4-dihydro-4-oxo-phthalazinyl, 3,4-dihydro-3-methyl-4-oxo-phthalazinyl, 3,4-dihydro-4-oxo-quinazolinyl, 3,4-dihydro-3-methyl-4-oxo-quinazolinyl or a 2-oxo-2H-chromenyl group,
- a phenylcarbonylmethyl group,
- a phenylcarbonylmethyl group wherein the phenyl moiety is substituted by an amino, cyanomethylamino, (ethoxycarbonylmethyl)amino, (methylaminocarbonyl)methylamino, methylcarbonylamino, ethylcarbonylamino, isopropylcarbonylamino, phenylcarbonylamino, methoxycarbonylamino, (ethoxycarbonylamino)-carbonylamino or a 2-oxo-imidazolidin-1-yl group,
- a phenylcarbonylmethyl group wherein the phenyl moiety is substituted by a phenyl group,
- a phenylcarbonylmethyl group wherein the phenyl moiety is substituted by a carboxy, methoxycarbonyl, ethoxycarbonyl, aminocarbonyl, methylaminocarbonyl, dimethylaminocarbonyl or morpholin-4-yl-carbonyl group,
- a phenylcarbonylmethyl group wherein the phenyl moiety is substituted by a methylsulphanyl, methylsulphinyl or methylsulphonyl group,
- a phenylcarbonylmethyl group wherein the phenyl moiety is substituted by a methoxy, difluoromethoxy, trifluoromethoxy, ethyloxy, isopropoxy or phenoxy group,
- a phenylcarbonylmethyl group wherein the phenyl moiety is substituted by a methylsulphinylmethoxy, carbonylmethoxy, ethoxycarbonylmethoxy, isopropoxycarbonylmethoxy, aminocarbonylmethoxy, methylaminocarbonylmethoxy, ethylaminocarbonylmethoxy, isopropylaminocarbonylmethoxy, dimethylaminocarbonylmethoxy, pyrrolidin-1-ylcarbonylmethoxy or morpholin-4-ylcarbonylmethoxy group,
- a phenylcarbonylmethyl group wherein the phenyl moiety is substituted by a 1-(ethoxycarbonyl)-1-methylethyloxy, 1-(methoxycarbonyl)-ethyloxy or a 1 (aminocarbonyl)-ethyloxy group,
- a phenylcarbonylmethyl group wherein the phenyl moiety is substituted by two methoxy groups,
- a phenylcarbonylmethyl group wherein the phenyl moiety is substituted by a methoxy group and a nitro group,
- a phenylcarbonylmethyl group wherein the phenyl moiety is substituted by a methoxy group and an amino group,
- a phenylcarbonylmethyl group wherein in the phenyl moiety two adjacent hydrogen atoms are replaced by a $-\text{O}-\text{CH}_2-\text{O}$, $-\text{O}-\text{CF}_2-\text{O}$, $-\text{O}-\text{CH}_2-\text{CH}_2-\text{O}$, $-\text{NHCO}-\text{NH}$, $-\text{N}(\text{CH}_3)-\text{CO}-\text{NH}$, $-\text{N}(\text{CH}_3)-\text{CO}-\text{N}(\text{CH}_3)$, $-\text{NH}-\text{CO}-\text{O}$ or a $-\text{N}(\text{CH}_3)\text{CO}-\text{O}$ group,
- a (2-phenylethyl)carbonylmethyl group,
- a naphthylcarbonylmethyl, indolylcarbonylmethyl or quinolinylcarbonylmethyl group or
- a 2-cyanimino-2-phenyl-ethyl group,
- R² denotes a methyl, isopropyl, cyclopropyl, phenyl or fluorophenyl group and
- R³ denotes a 2-methyl-2-propen-1-yl, 2-chloro-2-propen-1-yl or 3-bromo-2-propen-1-yl group
- a 1-buten-1-yl, 3-methyl-1-buten-1-yl, 2-buten-1-yl, 2-methyl-2-buten-1-yl or 2,3-dimethyl-2-buten-1-yl group,
- a 2-buten-1-yl group,
- a 1-cyclopenten-1-ylmethyl group or
- a 2-furanylmethyl group.
6. The Compound according to claim 5, wherein
- R³ denotes a 1-buten-1-yl, 2-buten-1-yl or 2-buten-1-yl group.
7. The Compound according to claim 6, wherein
- R¹ denotes a methyl group which is substituted by a naphthyl, fluoronaphthyl, methylnaphthyl, methoxynaphthyl, (difluoromethoxy)-naphthyl, cyanonaphthyl or nitronaphthyl group,
- a methyl group which is substituted by a 2-(pentafluorophenyl)ethenyl group,
- a methyl group which is substituted by a benzofuranyl, methylbenzothiazolyl, quinolinyl, methoxyquinolinyl, isoquinolinyl, methylisoquinolinyl, (difluoromethyl)-isoquinolinyl, (trifluoromethyl)-isoquinolinyl, dimethylisoquinolinyl, (1-cyano-1-methyl-ethyl)isoquinolinyl, phenylisoquinolinyl, methoxyisoquinolinyl, 1,2,3,4-tetrahydrophenanthridinyl, quinazolinyl, methylquinazolinyl, isopropylquinazolinyl, cyclopropylquinazolinyl, phenylquinazolinyl, aminoquinazolinyl, (dimethylamino)quinazolinyl, pyrrolidin-1-ylquinazolinyl, piperidin-1-ylquinazolinyl, piperazin-1-ylquinazolinyl, morpholin-4-ylquinazolinyl, ethoxyquinazolinyl, isopropoxyquinazolinyl, quinoxalinyl, methylquinoxalinyl, dimethylquinoxalinyl, trimethylquinoxalinyl, phenylquinoxalinyl, [1,5]naphthyridinyl, [1,6]naphthyridinyl, [1,8]naphthyridinyl or a 1,2-dihydro-1-methyl-2-oxo-quinolinyl group,

a phenylcarbonylmethyl group,

a phenylcarbonylmethyl group wherein the phenyl moiety is substituted by a phenyl group,

a phenylcarbonylmethyl group wherein the phenyl moiety is substituted by a methoxy, difluoromethoxy, trifluoromethoxy, ethyloxy, isopropoxy or phenyloxy group,

a phenylcarbonylmethyl group wherein in the phenyl moiety two adjacent hydrogen atoms are replaced by a $-\text{O}-\text{CH}_2-\text{O}$, $-\text{O}-\text{CF}_2-\text{O}$, $-\text{O}-\text{CH}_2-\text{CH}_2-\text{O}$, $\text{N}(\text{CH}_3)-\text{CO}-\text{N}(\text{CH}_3)$ or a $-\text{N}(\text{CH}_3)-\text{CO}-\text{O}$ group,

a naphthylcarbonylmethyl, indolylcarbonylmethyl or quinolinylcarbonylmethyl group or

a 2-cyanimino-2-phenyl-ethyl group,

R^2 denotes a methyl, isopropyl, cyclopropyl, phenyl or 4-fluorophenyl group and

R^3 denotes a 1-buten-1-yl, 2-buten-1-yl or a 2-butyln-1-yl group.

8. The Compound according to claim 7 wherein R^3 denotes a 1-buten-1-yl group.

9. The Compound according to claim 7 wherein R^3 denotes a 2-buten-1-yl group.

10. The Compound according to claim 7 wherein R^3 denotes a 2-butyln-1-yl group.

11. The Compound according to claim 1 wherein

R^1 denotes a methyl group which is substituted by a naphthyl, fluoronaphthyl, methylnaphthyl, methoxynaphthyl, (difluoromethoxy)-naphthyl, cyanonaphthyl or nitronaphthyl-group,

a methyl group which is substituted by a 2-(pentafluorophenyl)ethenyl group, or

a methyl group which is substituted by a benzofuranyl, methylbenzothiazolyl, quinolinyl, methoxyquinolinyl, isoquinolinyl, methylisoquinolinyl, (difluoromethyl)-isoquinolinyl, (trifluoromethyl)-isoquinolinyl, dimethylisoquinolinyl, (1-cyano-1-methyl-ethyl)isoquinolinyl, phenylisoquinolinyl, methoxyisoquinolinyl, 1,2,3,4-tetrahydrophenanthridinyl, quinazolinylnyl, methylquinazolinylnyl, isopropylquinazolinylnyl, cyclopropylquinazolinylnyl, phenylquinazolinylnyl, aminoquinazolinylnyl, (dimethylamino)quinazolinylnyl, pyrrolidin-1-ylquinazolinylnyl, piperidin-1-ylquinazolinylnyl, piperazin-1-ylquinazolinylnyl, morpholin-4-ylquinazolinylnyl, ethoxyquinazolinylnyl, isopropoxyquinazolinylnyl, quinoxalinylnyl, methylquinoxalinylnyl, dimethylquinoxalinylnyl, trimethylquinoxalinylnyl, phenylquinoxalinylnyl, [1,5]naphthyridinyl, [1,6]naphthyridinyl, [1,8]naphthyridinyl or a 1,2-dihydro-1-methyl-2-oxo-quinolinyl group,

R^2 denotes a methyl, isopropyl, cyclopropyl or phenyl group and

R^3 denotes a 2-chlorobenzyl, 2-bromobenzyl, 2-ethynylbenzyl or 2-cyanobenzyl group.

12. The Compound according to claim 11, wherein

R^1 denotes a (3-methyl-isoquinolin-1-yl)methyl group,

R^2 denotes a methyl group and

R^3 denotes a 2-chlorobenzyl, 2-bromobenzyl, 2-ethynylbenzyl or 2-cyanobenzyl group.

13. The Compound according to claim 11, wherein R^3 denotes a 2-chloro-benzyl group.

14. The Compound according to claim 11, wherein

R^3 denotes a 2-bromobenzyl group.

15. The Compound according to claim 11, wherein

R^3 denotes a 2-ethynylbenzyl group.

16. The Compound according to claim 11, wherein

R^3 denotes a 2-cyanobenzyl group.

17. A compound chosen from:

(1) 1-[(quinazolin-2-yl)methyl]-3-methyl-7-(2-butyln-1-yl)-8-((R)-3-amino-piperidin-1-yl)-xanthine,

(2) 1-(2-{2-[(ethylaminocarbonyl)methoxy]-phenyl}-2-oxo-ethyl)-3-methyl-7-(2-butyln-1-yl)-8-((R)-3-amino-piperidin-1-yl)-xanthine,

(3) 1-(2-{2-[(methylaminocarbonyl)methoxy]-phenyl}-2-oxo-ethyl)-3-methyl-7-(2-butyln-1-yl)-8-((R)-3-amino-piperidin-1-yl)-xanthine,

(4) 1-(2-phenyl-2-oxo-ethyl)-3-methyl-7-((E)-2-buten-1-yl)-8-((R)-3-amino-piperidin-1-yl)-xanthine,

(5) 1-[(3-methyl-isoquinolin-1-yl)methyl]-3-methyl-7-(2-butyln-1-yl)-8-((S)-3-amino-piperidin-1-yl)-xanthine,

(6) 1-[(3-methyl-isoquinolin-1-yl)methyl]-3-methyl-7-(2-butyln-1-yl)-8-((R)-3-amino-piperidin-1-yl)-xanthine,

(7) 1-[(4-methyl-isoquinolin-1-yl)methyl]-3-methyl-7-(2-butyln-1-yl)-8-((S)-3-amino-piperidin-1-yl)-xanthine,

(8) 1-[(4-methyl-isoquinolin-1-yl)methyl]-3-methyl-7-(2-butyln-1-yl)-8-((R)-3-amino-piperidin-1-yl)-xanthine,

(9) 1-[2-(2,3-dihydro-benzo[1,4]dioxin-5-yl)-2-oxo-ethyl]-3-methyl-7-(2-butyln-1-yl)-8-(3-(R)-amino-piperidin-1-yl)-xanthine,

(10) 1-[(4-methoxy-naphthalen-1-yl)methyl]-3-methyl-7-(2-butyln-1-yl)-8-((S)-3-amino-piperidin-1-yl)-xanthine,

(11) 1-[(4-methoxy-naphthalen-1-yl)methyl]-3-methyl-7-(2-butyln-1-yl)-8-((R)-3-amino-piperidin-1-yl)-xanthine,

(12) 1-[2-(benzo[1,3]dioxol-4-yl)-2-oxo-ethyl]-3-methyl-7-(2-butyln-1-yl)-8-((R)-3-amino-piperidin-1-yl)-xanthine,

(13) 1-[(4-methyl-quinazolin-2-yl)methyl]-3-methyl-7-(2-butyln-1-yl)-8-(3-(R)-amino-piperidin-1-yl)-xanthine,

(14) 1-(2-{2-[(isopropylcarbonyl)amino]-phenyl}-2-oxo-ethyl)-3-methyl-7-((E)-2-buten-1-yl)-8-((S)-3-amino-piperidin-1-yl)-xanthine,

(15) 1-(2-{2-[(methylaminocarbonyl)methoxy]-phenyl}-2-oxo-ethyl)-3-methyl-7-((E)-2-buten-1-yl)-8-((R)-3-amino-piperidin-1-yl)-xanthine,

(16) 1-(2-{2-[(methylaminocarbonyl)methoxy]-phenyl}-2-oxo-ethyl)-3-methyl-7-((E)-2-buten-1-yl)-8-((S)-3-amino-piperidin-1-yl)-xanthine,

- (17) 1-(2-{2-[(isopropylcarbonyl)amino]-phenyl}-2-oxo-ethyl)-3-methyl-7-(2-butyln-1-yl)-8-((R)-3-amino-piperidin-1-yl)-xanthine,
- (18) 1-(2-{2-[(isopropylcarbonyl)amino]-phenyl}-2-oxo-ethyl)-3-methyl-7-((E)-2-buten-1-yl)-8-((R)-3-amino-piperidin-1-yl)-xanthine,
- (19) 1-[(4-cyano-naphthalen-1-yl)methyl]-3-methyl-7-(2-butyln-1-yl)-8-((R)-3-amino-piperidin-1-yl)-xanthine,
- (20) 1-[(4-phenyl-quinazolin-2-yl)methyl]-3-methyl-7-(2-butyln-1-yl)-8-((R)-3-amino-piperidin-1-yl)-xanthine,
- (21) 1-[(8-methyl-quinoxalin-6-yl)methyl]-3-methyl-7-(2-butyln-1-yl)-8-((R)-3-amino-piperidin-1-yl)-xanthine,
- (22) 1-[(4-fluoro-naphthalen-1-yl)methyl]-3-methyl-7-(2-butyln-1-yl)-8-((R)-3-amino-piperidin-1-yl)-xanthine,
- (23) 1-((E)-3-pentafluorophenyl-allyl)-3-methyl-7-(2-butyln-1-yl)-8-((R)-3-amino-piperidin-1-yl)-xanthine,
- (24) 1-[(3-trifluoromethyl-isoquinolin-1-yl)methyl]-3-methyl-7-(2-butyln-1-yl)-8-((R)-3-amino-piperidin-1-yl)-xanthine,
- (25) 1-[(3-difluoromethyl-isoquinolin-1-yl)methyl]-3-methyl-7-(2-butyln-1-yl)-8-((R)-3-amino-piperidin-1-yl)-xanthine,
- (26) 1-[2-(biphenyl-2-yl)-2-oxo-ethyl]-3-methyl-7-(2-butyln-1-yl)-8-((R)-3-amino-piperidin-1-yl)-xanthine,
- (27) 1-[(3-methyl-isoquinolin-1-yl)methyl]-3-cyclopropyl-7-(2-butyln-1-yl)-8-((R)-3-amino-piperidin-1-yl)-xanthine,
- (28) 1-[2-(3-methoxy-phenyl)-2-oxo-ethyl]-3-methyl-7-(2-butyln-1-yl)-8-((R)-3-amino-piperidin-1-yl)-xanthine,
- (29) 1-[(3-methyl-isoquinolin-1-yl)methyl]-3-methyl-7-(2-chloro-benzyl)-8-((R)-3-amino-piperidin-1-yl)-xanthine and
- (30) 1-[(3-methyl-isoquinolin-1-yl)methyl]-3-methyl-7-(2-bromo-benzyl)-8-((R)-3-amino-piperidin-1-yl)-xanthine or
- tautomers, enantiomers, diastereomers, mixtures thereof or salts thereof.
- 18.** A compound chosen from:
- (1) 1-(2-cyano-ethyl)-3-methyl-7-(2-cyano-benzyl)-8-(3-amino-piperidin-1-yl)-xanthine,
- (2) 1-(2-{2-[(ethoxycarbonyl)methoxy]-phenyl}-2-oxo-ethyl)-3-methyl-7-(3-methyl-2-buten-1-yl)-8-(3-amino-piperidin-1-yl)-xanthine,
- (3) 1-(2-{2-[(aminocarbonyl)methoxy]-phenyl}-2-oxo-ethyl)-3-methyl-7-(3-methyl-2-buten-1-yl)-8-(3-amino-piperidin-1-yl)-xanthine,
- (4) 1-(2-{3-[(methanesulphonyl)methoxy]-phenyl}-2-oxo-ethyl)-3-methyl-7-(3-methyl-2-buten-1-yl)-8-(3-amino-piperidin-1-yl)-xanthine,
- (5) 1-(1-methyl-2-oxo-2-phenyl-ethyl)-3-methyl-7-(3-methyl-2-buten-1-yl)-8-(3-amino-piperidin-1-yl)-xanthine,
- (6) 1-(2-phenoxy-ethyl)-3-methyl-7-(2-cyano-benzyl)-8-(3-amino-piperidin-1-yl)-xanthine,
- (7) 1-(2-phenyl-2-oxo-ethyl)-7-(3-methyl-2-buten-1-yl)-8-(3-amino-piperidin-1-yl)-xanthine,
- (8) 1-(2-{3-[(ethoxycarbonyl)methoxy]-phenyl}-2-oxo-ethyl)-3-methyl-7-(3-methyl-2-buten-1-yl)-8-(3-amino-piperidin-1-yl)-xanthine,
- (9) 1-(2-{2-[(methylaminocarbonyl)methoxy]-phenyl}-2-oxo-ethyl)-3-methyl-7-(3-methyl-2-buten-1-yl)-8-(3-amino-piperidin-1-yl)-xanthine,
- (10) 1-(2-{2-[(dimethylaminocarbonyl)methoxy]-phenyl}-2-oxo-ethyl)-3-methyl-7-(3-methyl-2-buten-1-yl)-8-(3-amino-piperidin-1-yl)-xanthine,
- (11) 1-(2-methoxy-ethyl)-3-methyl-7-(2-cyano-benzyl)-8-(3-amino-piperidin-1-yl)-xanthine,
- (12) 1-methyl-3-[(methoxycarbonyl)methyl]-7-(2-cyano-benzyl)-8-(3-amino-piperidin-1-yl)-xanthine,
- (13) 1-methyl-3-cyanomethyl-7-(2-cyano-benzyl)-8-(3-amino-piperidin-1-yl)-xanthine,
- (14) 1-methyl-3-(2-propyn-1-yl)-7-(2-cyano-benzyl)-8-(3-amino-piperidin-1-yl)-xanthine,
- (15) 1-{2-[3-(2-oxo-imidazolidin-1-yl)-phenyl]-2-oxo-ethyl}-3-methyl-7-(3-methyl-2-buten-1-yl)-8-(3-amino-piperidin-1-yl)-xanthine,
- (16) 1-methyl-3-(2-propen-1-yl)-7-(2-cyano-benzyl)-8-(3-amino-piperidin-1-yl)-xanthine,
- (17) 1-(2-{2-[(ethylcarbonyl)amino]-phenyl}-2-oxo-ethyl)-3-methyl-7-(3-methyl-2-buten-1-yl)-8-(3-amino-piperidin-1-yl)-xanthine,
- (18) 1-methyl-3-phenyl-7-(2-cyano-benzyl)-8-(3-amino-piperidin-1-yl)-xanthine,
- (19) 1-[2-(2-amino-phenyl)-2-oxo-ethyl]-3-methyl-7-(3-methyl-2-buten-1-yl)-8-((S)-3-amino-piperidin-1-yl)-xanthine,
- (20) 1-(2-phenyl-2-oxo-ethyl)-3-cyanomethyl-7-(3-methyl-2-buten-1-yl)-8-(3-amino-piperidin-1-yl)-xanthine,
- (21) 1-[(quinolin-2-yl)methyl]-3-methyl-7-(3-methyl-2-buten-1-yl)-8-(3-amino-piperidin-1-yl)-xanthine,
- (22) 1-[(2-oxo-2H-chromen-4-yl)methyl]-3-methyl-7-(3-methyl-2-buten-1-yl)-8-(3-amino-piperidin-1-yl)-xanthine,
- (23) 1-[(cinnolin-4-yl)methyl]-3-methyl-7-(3-methyl-2-buten-1-yl)-8-(3-amino-piperidin-1-yl)-xanthine,
- (24) 1-[(1-methyl-2-oxo-1,2-dihydro-quinolin-4-yl)methyl]-3-methyl-7-(3-methyl-2-buten-1-yl)-8-(3-amino-piperidin-1-yl)-xanthine,
- (25) 1-[(4-oxo-3,4-dihydro-phthalazin-1-yl)methyl]-3-methyl-7-(3-methyl-2-buten-1-yl)-8-(3-amino-piperidin-1-yl)-xanthine,

- (26) 1-[(quinazolin-4-yl)methyl]-3-methyl-7-(3-methyl-2-buten-1-yl)-8-(3-amino-piperidin-1-yl)-xanthine,
- (27) 1-[(5-methyl-3-phenyl-isoxazol-4-yl)methyl]-3-methyl-7-(3-methyl-2-buten-1-yl)-8-(3-amino-piperidin-1-yl)-xanthine,
- (28) 1-[(isoquinolin-3-yl)methyl]-3-methyl-7-(3-methyl-2-buten-1-yl)-8-(3-amino-piperidin-1-yl)-xanthine,
- (29) 1-[(3-phenyl-[1,2,4]oxadiazol-5-yl)methyl]-3-methyl-7-(3-methyl-2-buten-1-yl)-8-(3-amino-piperidin-1-yl)-xanthine,
- (30) 1-[(4-phenyl-pyridin-2-yl)methyl]-3-methyl-7-(3-methyl-2-buten-1-yl)-8-(3-amino-piperidin-1-yl)-xanthine,
- (31) 1-[(5-phenyl-pyridin-2-yl)methyl]-3-methyl-7-(3-methyl-2-buten-1-yl)-8-(3-amino-piperidin-1-yl)-xanthine,
- (32) 1-[(3-methyl-4-oxo-3,4-dihydro-phthalazin-1-yl)methyl]-3-methyl-7-(3-methyl-2-buten-1-yl)-8-(3-amino-piperidin-1-yl)-xanthine,
- (33) 1-[2-(3-methylsulphonyl-phenyl)-2-oxo-ethyl]-3-methyl-7-(3-methyl-2-buten-1-yl)-8-(3-amino-piperidin-1-yl)-xanthine,
- (34) 1-[2-(3-methanesulphonyl-phenyl)-2-oxo-ethyl]-3-methyl-7-(3-methyl-2-buten-1-yl)-8-(3-amino-piperidin-1-yl)-xanthine,
- (35) 1-[2-(3-methanesulphonyl-phenyl)-2-oxo-ethyl]-3-methyl-7-(3-methyl-2-buten-1-yl)-8-(3-amino-piperidin-1-yl)-xanthine,
- (36) 1-[2-(3-carboxy-phenyl)-2-oxo-ethyl]-3-methyl-7-(3-methyl-2-buten-1-yl)-8-(3-amino-piperidin-1-yl)-xanthine,
- (37) 1-[2-(3-methoxycarbonyl-phenyl)-2-oxo-ethyl]-3-methyl-7-(3-methyl-2-buten-1-yl)-8-(3-amino-piperidin-1-yl)-xanthine,
- (38) 1-{2-[3-(methylaminocarbonyl)-phenyl]-2-oxo-ethyl}-3-methyl-7-(3-methyl-2-buten-1-yl)-8-(3-amino-piperidin-1-yl)-xanthine,
- (39) 1-{2-[3-(dimethylaminocarbonyl)-phenyl]-2-oxo-ethyl}-3-methyl-7-(3-methyl-2-buten-1-yl)-8-(3-amino-piperidin-1-yl)-xanthine,
- (40) 1-{2-[3-(morpholin-4-yl-carbonyl)-phenyl]-2-oxo-ethyl}-3-methyl-7-(3-methyl-2-buten-1-yl)-8-(3-amino-piperidin-1-yl)-xanthine,
- (41) 1-[2-(2-carboxy-phenyl)-2-oxo-ethyl]-3-methyl-7-(3-methyl-2-buten-1-yl)-8-(3-amino-piperidin-1-yl)-xanthine,
- (42) 1-[2-(2-ethoxycarbonyl-phenyl)-2-oxo-ethyl]-3-methyl-7-(3-methyl-2-buten-1-yl)-8-(3-amino-piperidin-1-yl)-xanthine,
- (43) 1-{2-[2-(dimethylaminocarbonyl)-phenyl]-2-oxo-ethyl}-3-methyl-7-(3-methyl-2-buten-1-yl)-8-(3-amino-piperidin-1-yl)-xanthine,
- (44) 1-{2-[2-(morpholin-4-yl-carbonyl)-phenyl]-2-oxo-ethyl}-3-methyl-7-(3-methyl-2-buten-1-yl)-8-(3-amino-piperidin-1-yl)-xanthine,
- (45) 1-[2-(2,6-dimethoxy-phenyl)-2-oxo-ethyl]-3-methyl-7-(3-methyl-2-buten-1-yl)-8-(3-amino-piperidin-1-yl)-xanthine,
- (46) 1-[(E)-3-phenyl-allyl]-3-methyl-7-(3-methyl-2-buten-1-yl)-8-(3-amino-piperidin-1-yl)-xanthine,
- (47) 1-[(benzo[b]thiophen-3-yl)methyl]-3-methyl-7-(3-methyl-2-buten-1-yl)-8-(3-amino-piperidin-1-yl)-xanthine,
- (48) 1-[(1H-indol-3-yl)methyl]-3-methyl-7-(3-methyl-2-buten-1-yl)-8-(3-amino-piperidin-1-yl)-xanthine,
- (49) 1-[(biphenyl-4-yl)methyl]-3-methyl-7-(3-methyl-2-buten-1-yl)-8-(3-amino-piperidin-1-yl)-xanthine,
- (50) 1-(2-cyclohexyl-2-oxo-ethyl)-3-methyl-7-(3-methyl-2-buten-1-yl)-8-(3-amino-piperidin-1-yl)-xanthine,
- (51) 1-(3,3-dimethyl-2-oxo-butyl)-3-methyl-7-(3-methyl-2-buten-1-yl)-8-(3-amino-piperidin-1-yl)-xanthine,
- (52) 1-({5-[(methoxycarbonyl)methylamino]-isoquinolin-1-yl}methyl)-3-methyl-7-(3-methyl-2-buten-1-yl)-8-(3-amino-piperidin-1-yl)-xanthine,
- (53) 1-(2-dimethylamino-2-oxo-ethyl)-3-methyl-7-(3-methyl-2-buten-1-yl)-8-(3-amino-piperidin-1-yl)-xanthine,
- (54) 1-[2-(piperidin-1-yl)-2-oxo-ethyl]-3-methyl-7-(3-methyl-2-buten-1-yl)-8-(3-amino-piperidin-1-yl)-xanthine,
- (55) 1-[2-(2-methyl-1-oxo-1,2-dihydro-isoquinolin-4-yl)methyl]-7-(3-methyl-2-buten-1-yl)-8-(3-amino-piperidin-1-yl)-xanthine,
- (56) 1-[2-(2,3-dimethoxy-phenyl)-2-oxo-ethyl]-3-methyl-7-(3-methyl-2-buten-1-yl)-8-(3-amino-piperidin-1-yl)-xanthine,
- (57) 1-[2-(pyrrolidin-1-yl)-2-oxo-ethyl]-3-methyl-7-(3-methyl-2-buten-1-yl)-8-(3-amino-piperidin-1-yl)-xanthine,
- (58) 1-[2-(2,3-dihydro-benzo[1,4]dioxin-5-yl)-2-oxo-ethyl]-3-methyl-7-(3-methyl-2-buten-1-yl)-8-(3-amino-piperidin-1-yl)-xanthine,
- (59) 1-[2-(3-methyl-2-oxo-2,3-dihydro-benzooxazol-7-yl)-2-oxo-ethyl]-3-methyl-7-(3-methyl-2-buten-1-yl)-8-(3-amino-piperidin-1-yl)-xanthine,
- (60) 1-[2-(benzo[1,3]dioxol-4-yl)-2-oxo-ethyl]-3-methyl-7-(3-methyl-2-buten-1-yl)-8-(3-amino-piperidin-1-yl)-xanthine,
- (61) 1-methyl-3-isopropyl-7-(2-cyano-benzyl)-8-(3-amino-piperidin-1-yl)-xanthine,
- (62) 1-[2-(2-cyanomethylamino-phenyl)-2-oxo-ethyl]-3-methyl-7-(3-methyl-2-buten-1-yl)-8-(3-amino-piperidin-1-yl)-xanthine,
- (63) 1-[(isoquinolin-1-yl)methyl]-3-[(methoxycarbonyl)methyl]-7-(3-methyl-2-buten-1-yl)-8-(3-amino-piperidin-1-yl)-xanthine,
- (64) 1-(2-{2-[(isopropoxyloxycarbonyl)methoxy]-phenyl}-2-oxo-ethyl)-3-methyl-7-(3-methyl-2-buten-1-yl)-8-(3-amino-piperidin-1-yl)-xanthine,

- (65) 1-[2-(2-[[ethoxycarbonylamino]carbonyl]amino)-phenyl]-2-oxo-ethyl]-3-methyl-7-(3-methyl-2-buten-1-yl)-8-(3-amino-piperidin-1-yl)-xanthine,
- (66) 1-[2-(2-acetylamino-phenyl)-2-oxo-ethyl]-3-methyl-7-(3-methyl-2-buten-1-yl)-8-((S)-3-amino-piperidin-1-yl)-xanthine,
- (67) 1-(2-{2-[(methylaminocarbonyl)methoxy]-phenyl}-2-oxo-ethyl)-3-methyl-7-(3-methyl-2-buten-1-yl)-8-((S)-3-amino-piperidin-1-yl)-xanthine,
- (68) 1-methyl-7-(2-cyano-benzyl)-8-(3-amino-piperidin-1-yl)-xanthine,
- (69) 1-(2-{2-[(isopropylcarbonyl)amino]-phenyl}-2-oxo-ethyl)-3-methyl-7-(3-methyl-2-buten-1-yl)-8-(3-amino-piperidin-1-yl)-xanthine,
- (70) 1-(2-{2-[(methoxycarbonyl)amino]-phenyl}-2-oxo-ethyl)-3-methyl-7-(3-methyl-2-buten-1-yl)-8-(3-amino-piperidin-1-yl)-xanthine,
- (71) 1-[2-(3-methyl-2-oxo-2,3-dihydro-benzooxazol-4-yl)-2-oxo-ethyl]-3-methyl-7-(3-methyl-2-buten-1-yl)-8-(3-amino-piperidin-1-yl)-xanthine,
- (72) 1-[2-(2-nitro-3-methoxy-phenyl)-2-oxo-ethyl]-3-methyl-7-(3-methyl-2-buten-1-yl)-8-(3-amino-piperidin-1-yl)-xanthine,
- (73) 1-[2-(2-amino-3-methoxy-phenyl)-2-oxo-ethyl]-3-methyl-7-(3-methyl-2-buten-1-yl)-8-(3-amino-piperidin-1-yl)-xanthine,
- (74) 1-[2-(2-oxo-2,3-dihydro-benzooxazol-7-yl)-2-oxo-ethyl]-3-methyl-7-(3-methyl-2-buten-1-yl)-8-(3-amino-piperidin-1-yl)-xanthine,
- (75) 1-[(3-methyl-isoquinolin-1-yl)methyl]-3-methyl-7-(3-methyl-1-buten-1-yl)-8-((R)-3-amino-piperidin-1-yl)-xanthine,
- (76) 1-[(3-methyl-isoquinolin-1-yl)methyl]-3-methyl-7-(2-cyano-benzyl)-8-(3-amino-piperidin-1-yl)-xanthine,
- (77) 1-[2-(3-carboxymethoxy-phenyl)-2-oxo-ethyl]-3-methyl-7-(3-methyl-2-buten-1-yl)-8-(3-amino-piperidin-1-yl)-xanthine and
- (78) 1-[2-(2-carboxymethoxy-phenyl)-2-oxo-ethyl]-3-methyl-7-(3-methyl-2-buten-1-yl)-8-(3-amino-piperidin-1-yl)-xanthine,
- or tautomers, enantiomers, diastereomers, mixtures thereof or the salts thereof.
- 19.** A Physiological acceptable salt of a compound according to claims **1**, **17** or **18** with inorganic or organic acids or bases.
- 20.** A Pharmaceutical composition comprising a pharmaceutically acceptable amount of a compound according to claim **1** optionally together with one or more inert carriers and/or diluents.
- 21.** A method of treating type I and type II diabetes mellitus, arthritis, obesity, or calcitonin-induced osteoporosis comprising administering to a patient in need thereof a pharmaceutically effective amount of a compound according to claim **1**.
- 22.** A method of administering allograft transplantation comprising administering to a patient in need thereof a pharmaceutically effective amount of a compound according to claim **1**.

* * * * *