

IN THE UNITED STATES PATENT AND TRADEMARK OFFICE

In re Patent of: Bachner, III et al.

Requestor Docket No: 5924-002-RE

U.S. Patent No.: 7,149,511

Serial No.: 09/652,734

Issued: December 12, 2006

Control No.:

For: WIRELESS INTELLIGENT PERSONAL SERVER

**SUBMISSION OF PRIOR ART AND
REQUEST FOR *EX PARTE* REEXAMINATION**

Mail Stop *Ex Parte* Reexam

Commissioner for Patents

P.O. Box 1450

Alexandria, Virginia 22313-1450

Dear Sir:

This Request for *Ex Parte* Reexamination contains:

1. A statement pointing out each substantial new question of patentability based on prior printed publications.
2. An identification of every claim for which reexamination is requested, and a detailed explanation of the pertinency and manner of applying the cited prior art to every claim for which reexamination is requested.
3. A copy of every printed publication relied upon or referred to in the Request.
4. A copy of the entire patent for which reexamination is requested.


The Commissioner is hereby authorized to charge the reexamination fee to
Deposit Account No. 50-4545, Order No. 5924-002-RE.

Respectfully submitted,

Murphy & King, P.C.

Dated: March 14, 2011

By:



Chadwick A. Jackson, R.N. 46,495
Murphy & King, P.C.
1055 Thomas Jefferson St N.W., Suite 400
Washington, D.C. 20007
(202) 403-2102 Telephone
(202) 429-4380 Facsimile

IN THE UNITED STATES PATENT AND TRADEMARK OFFICE

In re Patent of: Bachner, III et al.

Requestor Docket No: 5924-002-RE

U.S. Patent No.: 7,149,511

Serial No.: 09/652,734

Issued: December 12, 2006

Control No.:

For: WIRELESS INTELLIGENT PERSONAL SERVER

SUBMISSION OF PRIOR ART AND
REQUEST FOR *EX PARTE* REEXAMINATION

Mail Stop *Ex Parte* Reexam

Commissioner for Patents

P.O. Box 1450

Alexandria, Virginia 22313-1450

Sir:

The Requestor, Rosetta-Wireless Corporation (hereinafter “Rosetta”), the owner of U.S. Patent No. 7,149,511 (attached as Exhibit A) (hereinafter the “’511 patent”), which issued on December 12, 2006 to Bachner, III et al., requests *ex parte* re-examination of the ’511 patent under 35 U.S.C. §§ 302-307 and 37 CFR §§ 1.501-1.570 (hereinafter the “Request”). Since the issuance of the ’511 patent, a third party (hereinafter the “Third Party”) has identified various printed publications it considers relevant to claims of the ’511 patent. These printed publications were not cited during the prosecution of the application that issued as the ’511 patent. The Third Party has asserted a belief that at least some of the printed publications raise a substantial new question of patentability. Rosetta files this Request to resolve any substantial new question of patentability raised by specific printed publications identified herein.

For the Commissioner’s convenience, the following is a brief overview of the contents of this Request. Section I of this Request identifies the printed publications that were not cited during the prosecution of the application that issued the ’511 patent and which are being

submitted for consideration in the event that the Commissioner believes that a substantial new question of patentability exists. Section II identifies the claims for which re-examination is requested. Section III is a statement pointing out each substantial new question of patentability. Section IV provides a detailed explanation of the alleged pertinency and manner of applying printed publications to claims 1 and 58 of the '511 patent. Section V provides the proposed rejection for claims 1 and 58 for which reexamination is requested.

I. PRIOR PUBLICATIONS

The prior art relied upon by the Requestor for its proposed rejections are attached as Exhibits C-I and identified on the PTO-1449 form, which is attached as Exhibit B in accordance with 37 CFR § 1.510(b)(3). The prior art relied upon is as follows:

<u>Exhibit #</u>	<u>DOCUMENT TITLE</u>	<u>DOCUMENT NAME</u>
C.	Nokia introduces its second generation communicator -The pocket-sized Nokia 9110 Communicator combines an ultimate mobile office with a superb phone	Nokia 9110 PR 03181998.pdf
D.	Nokia User's Guide 9110	Nokia 9110_usersguide_en.pdf
E.	PC Suite for Nokia 9110 and 9110i Communicator User's Guide	Nokia 9110i PC Suite_en.pdf
F.	Quick Guide For Using The Infrared Object Exchange Application with the Nokia 9110 Communicator	iobject.pdf
G.	Quick Guide for transferring data from Nokia 9000/9000i Communicator to Nokia 9110 Communicator	Transferring.pdf
H.	PC Suite for Nokia 9110 Communicator, setting up connection	Connection_for_pcsuite.pdf
I.	File Transfer with the PC Suite for Nokia 9110 Communicator	Filetran.pdf

These printed publications describe the functionality of the Nokia 9110 series Communicator (hereinafter the "Communicator") in concert with the Nokia PC Suite software (hereinafter the "PC Suite").

II. IDENTIFICATION OF CLAIMS FOR WHICH RE-EXAMINATION IS REQUESTED

In accordance with 37 CFR 1.510, re-examination is requested for claims 1 and 58 of U.S. Patent No. 7,149,511 (“the ‘511 patent”), which is entitled “Wireless Intelligent Personal Server.” Specifically, re-examination of claims 1 and 58 of the ‘511 patent is requested.

III. STATEMENT POINTING OUT EACH SUBSTANTIAL NEW QUESTION OF PATENTABILITY

A new question of patentability as to claims 1 and 58 is raised by Exhibit F, which is cited in the accompanying PTO 1449 form. It appears that Exhibit F suggests a teaching of the feature “a first interface for allowing an external device to selectively access said at least one electronic file” as recited in claims 1 and 58. Exhibit F was not present during the prior examination of the patent under reexamination. Requestor believes that a reasonable examiner would consider the teaching suggested by Exhibit F important in determining whether or not claims 1 and 58 are patentable because it was not present during the prior examination of the patent under reexamination.

A new question of patentability as to claims 1 and 58 is raised by Exhibit G, which is cited in the accompanying PTO 1449 form. It appears that Exhibit G suggests a teaching of the feature “a first interface for allowing an external device to selectively access said at least one electronic file” as recited in claims 1 and 58. Exhibit G was not present during the prior examination of the patent under reexamination. Requestor believes that a reasonable examiner would consider the teaching suggested by Exhibit G important in determining whether or not claims 1 and 58 are patentable because it was not present during the prior examination of the patent under reexamination.

A new question of patentability as to claims 1 and 58 is raised by Exhibit E, which is cited in the accompanying PTO 1449 form. It appears that Exhibit E suggests a teaching of the feature “a first interface for allowing an external device to selectively access said at least one electronic file” as recited in claims 1 and 58. Exhibit E was not present during the prior examination of the patent under reexamination. Requestor believes that a reasonable examiner would consider the teaching suggested by Exhibit E important in determining whether or not claims 1 and 58 are patentable because it was not present during the prior

examination of the patent under reexamination.

A new question of patentability as to claims 1 and 58 is raised by Exhibit I, which is cited in the accompanying PTO 1449 form. It appears that Exhibit I suggests a teaching of the feature “a first interface for allowing an external device to selectively access said at least one electronic file” as recited in claims 1 and 58. Exhibit I was not present during the prior examination of the patent under reexamination. Requestor believes that a reasonable examiner would consider the teaching suggested by Exhibit I important in determining whether or not claims 1 and 58 are patentable because it was not present during the prior examination of the patent under reexamination.

A detailed explanation of the pertinency and manner of applying each of the prior art references with regard to claims 1 and 58 of the '511 patent, for which re-examination is requested, is set forth below.

IV. DETAILED EXPLANATION OF PERTINENCE OF PRIOR ART

The following identifies what the Requestor believes to be the pertinence and manner of applying each of the prior art references to claims 1 and 58 of the '511 patent.¹

A. General Description: Nokia 9xxx Series of “Communicators”

The original “Communicator” was the Nokia 9000, which was introduced in August, 1996. In September of 1998 the Nokia 9110 was introduced. The 9110i was introduced four months later, and is the most recent unit prior to Applicant’s patent application. Note: the suffixes on the 9110 model number (e.g., “i”) represent only different frequencies of operation as required for a specific country. Except for frequencies, these two models are essentially identical.²

The 9110 series offered improvements over the original 9000 series: sleeker design,

¹ Third Party did not provide, for each prior art reference, an element-by element comparison to each claim feature of claims 1 and 58 of the '511 patent. The Third Party only opined that the Nokia 9xxx Series Communicators teaches the feature “allowing an external display device to selectively access said at least one electronic file” as recited in claims 1 and 58.

² Instruction manuals (“User Guides”) for the 9110 and 9110i models are also essentially identical; hence, only the Nokia 9110 User Guide is presented herein (Exhibit ‘D’).

backlight screen, faster processor, slot for a memory card, resolution higher on the secondary display, and higher capacity battery for longer life between charges. It was also much lighter. Functionally, the only notable software addition was picture **transfer** via infrared. The Nokia 9110i Communicator (“the Communicator”) is a versatile, self-contained communications tool for staying connected to the office when traveling.

The Communicator includes a cell phone, messaging device, mobile terminal, and palmtop organizer all in one compact unit. The Communicator's applications are designed to work together to provide the user with information when it's needed.

B. The Pertinence and Manner of Applying the Prior Art References to Claims 1 and 58 of the '511 Patent.

For a detailed explanation of the pertinence and manner of applying the prior art references identified on the accompanying PTO 1449 form, please see the claim chart attached as Exhibit J.

Requestor does not believe that any of the prior art identified on the accompanying PTO 1449 form renders claims 1 or 58 of the '511 patent unpatentable when considered alone or in combination with one another and will reserve its analysis of patentable distinctions until and depending on a re-examination of the '511 patent proceeding on the merits.

V. PROPOSED REJECTIONS

The proposed rejections for claims 1 and 58 for which reexamination is requested are as follows:

- Claims 1 and 58 appear to be unpatentable over Exhibits C and D in view of Exhibit F.
- Claims 1 and 58 appear to be unpatentable over Exhibits C and D in view of Exhibit G.
- Claims 1 and 58 appear to be unpatentable over Exhibits C and H in view of Exhibit D.
- Claims 1 and 58 appear to be unpatentable over Exhibits C and D in view of Exhibit I.

- Claims 1 and 58 appear to be unpatentable over Exhibits C and D in view of Exhibit E.

VI. CONCLUSION

The \$2,520.00 *Ex Parte* Reexamination request fee was previously paid with the submission of the original Reexamination request. Therefore, no fees are believed to be due at this time. However, the Commissioner is hereby authorized to charge any insufficiency, or credit any overpayment associated with this request to Murphy & King, P.C. Deposit Account No. 50-4545, Order No. 5924-002-RE.

Respectfully submitted,
MURPHY & KING, P.C.

Dated: March 14, 2011

By: /Chadwick A. Jackson, Reg. No. 46,495/
Chadwick A. Jackson, Registration No. 46,495
MURPHY & KING, P.C.
1055 Thomas Jefferson Street, NW
Suite 400
Washington, D.C. 20007
(202) 403-2102 Telephone
(202) 429-4380 Facsimile



US007149511B1

(12) **United States Patent**
Bachner, III et al.

(10) **Patent No.:** **US 7,149,511 B1**
(45) **Date of Patent:** **Dec. 12, 2006**

(54) **WIRELESS INTELLIGENT PERSONAL SERVER**

(75) Inventors: **Edward F. Bachner, III**, Lockport, IL (US); **John Major**, Rancho Santa Fe, CA (US); **Xin Du**, Bartlett, IL (US)

(73) Assignee: **Rosetta-Wireless Corporation**, Oakbrook Terrace, IL (US)

(*) Notice: Subject to any disclaimer, the term of this patent is extended or adjusted under 35 U.S.C. 154(b) by 488 days.

(21) Appl. No.: **09/652,734**

(22) Filed: **Aug. 31, 2000**

(51) **Int. Cl.**
H04Q 7/20 (2006.01)
H04Q 7/32 (2006.01)

(52) **U.S. Cl.** **455/419**; 455/412.1; 455/412.2; 455/418; 455/422.1; 455/550.1; 455/557; 455/556.1; 709/202; 709/203; 709/216; 709/219

(58) **Field of Classification Search** 455/550, 455/556, 557, 566, 572, 573, 418, 419, 420, 455/403, 422, 412, 414, 517, 554, 555, 558, 455/575, 90, 412.1, 412.2, 426.1, 426.2, 455/500, 502, 423, 424, 425, 67.11, 552.1, 455/562.1, 556.1, 561, 466, 414.4; 345/901, 345/903, 905, 1.1, 2.3, 3.1; 709/202, 203, 709/216, 219

See application file for complete search history.

(56) **References Cited**

U.S. PATENT DOCUMENTS

4,916,441 A *	4/1990	Gombrich	455/575
5,297,192 A *	3/1994	Gerszberg	455/419
5,438,611 A	8/1995	Campana, Jr. et al.	
5,479,472 A	12/1995	Campana, Jr. et al.	
5,625,670 A	4/1997	Campana, Jr. et al.	
5,754,625 A *	5/1998	Shimura	455/573
5,802,312 A	9/1998	Lazaridis et al.	
5,819,172 A	10/1998	Campana, Jr. et al.	

5,953,507 A	9/1999	Cheung et al.	
5,982,520 A	11/1999	Weiser et al.	
6,003,068 A *	12/1999	Sopko	709/205
6,058,106 A	5/2000	Cudak et al.	
6,067,451 A	5/2000	Campana, Jr. et al.	
6,108,727 A *	8/2000	Boals et al.	710/68
6,112,206 A *	8/2000	Morris et al.	707/10
6,128,661 A	10/2000	Flanagin et al.	

(Continued)

FOREIGN PATENT DOCUMENTS

EP 1 016 986 A2 7/2000

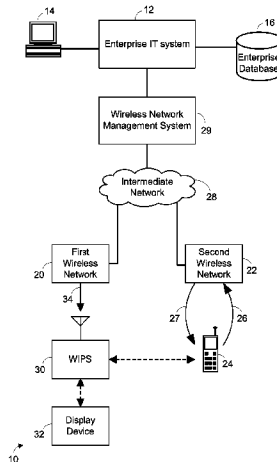
Primary Examiner—Keith Ferguson

(74) *Attorney, Agent, or Firm*—Momkus McCluskey; Jefferson Perkins

(57) **ABSTRACT**

A wireless intelligent personal server includes a radio frequency (RF) receiver, a memory for storing electronic files, a set of embedded machine language instructions, a central processing unit (CPU), a first interface for a display device, such as a personal digital assistant (PDA), and a second interface for a wireless telephone. The RF receiver receives downstream data transmitted over a downstream wireless communications channel. The CPU executes the machine language instructions to process the downstream data and, thereby, either update an existing target electronic file stored in the memory, so that the target electronic file reflects changes made to a source electronic file, or create a new electronic file in the memory. A display device may be brought into communication with the wireless intelligent personal server, via the first interface, to access the electronic files stored in the memory. The wireless intelligent personal server may also transmit an upstream signal over an upstream wireless communication channel, such as by using a wireless telephone, in communication via the second interface. The upstream signal may acknowledge receipt of the downstream data, or it may include upstream data reflecting changes to the electronic files stored in the memory made by the display device.

80 Claims, 3 Drawing Sheets



US 7,149,511 B1

Page 2

U.S. PATENT DOCUMENTS					
6,198,920 B1	3/2001	Doviak et al.	6,438,585 B1	8/2002	Mousseau et al.
6,198,941 B1	3/2001	Aho et al.	6,446,118 B1	9/2002	Gottlieb
6,272,545 B1	8/2001	Flanagin et al.	6,463,463 B1	10/2002	Godfrey et al.
6,279,153 B1	8/2001	Bi et al.	6,463,464 B1	10/2002	Lazaridis et al.
6,311,058 B1*	10/2001	Wecker et al. 455/418	6,512,919 B1*	1/2003	Ogasawara 455/422
6,317,592 B1	11/2001	Campana, Jr. et al.	6,516,202 B1	2/2003	Hawkins et al.
6,317,793 B1	11/2001	Toyosawa	6,546,425 B1	4/2003	Hanson et al.
6,389,457 B1	5/2002	Lazaridis et al.	6,680,923 B1	1/2004	Leon
6,401,113 B1	6/2002	Lazaridis et al.	6,701,378 B1	3/2004	Gilhuly et al.
6,418,324 B1	7/2002	Doviak	6,721,288 B1	4/2004	King et al.
6,430,601 B1	8/2002	Eldridge et al.	2001/0029178 A1*	10/2001	Criss et al. 455/419
6,434,403 B1*	8/2002	Ausems et al. 455/556	2004/0204041 A1*	10/2004	Fillebrown et al. 455/556.1

* cited by examiner

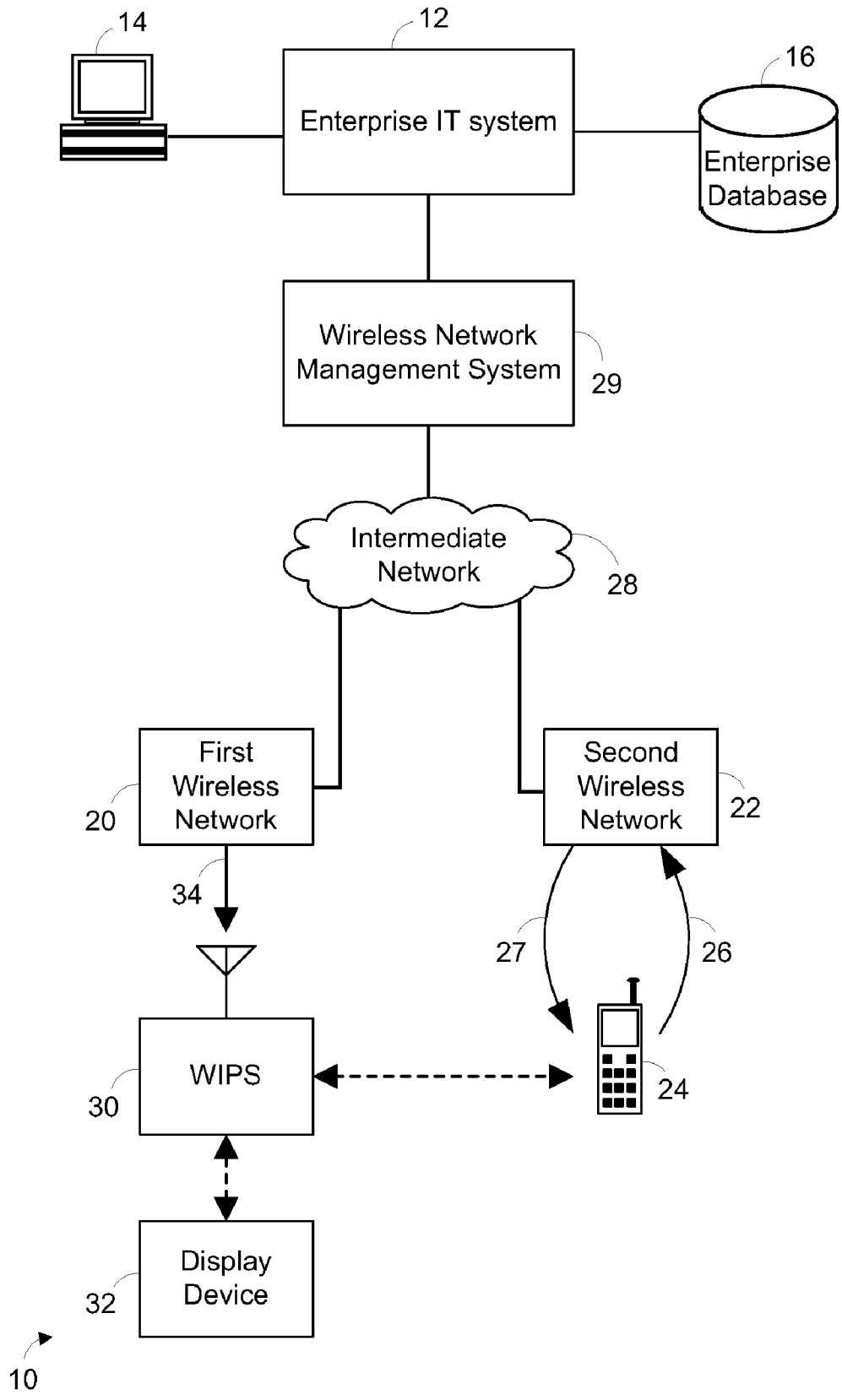
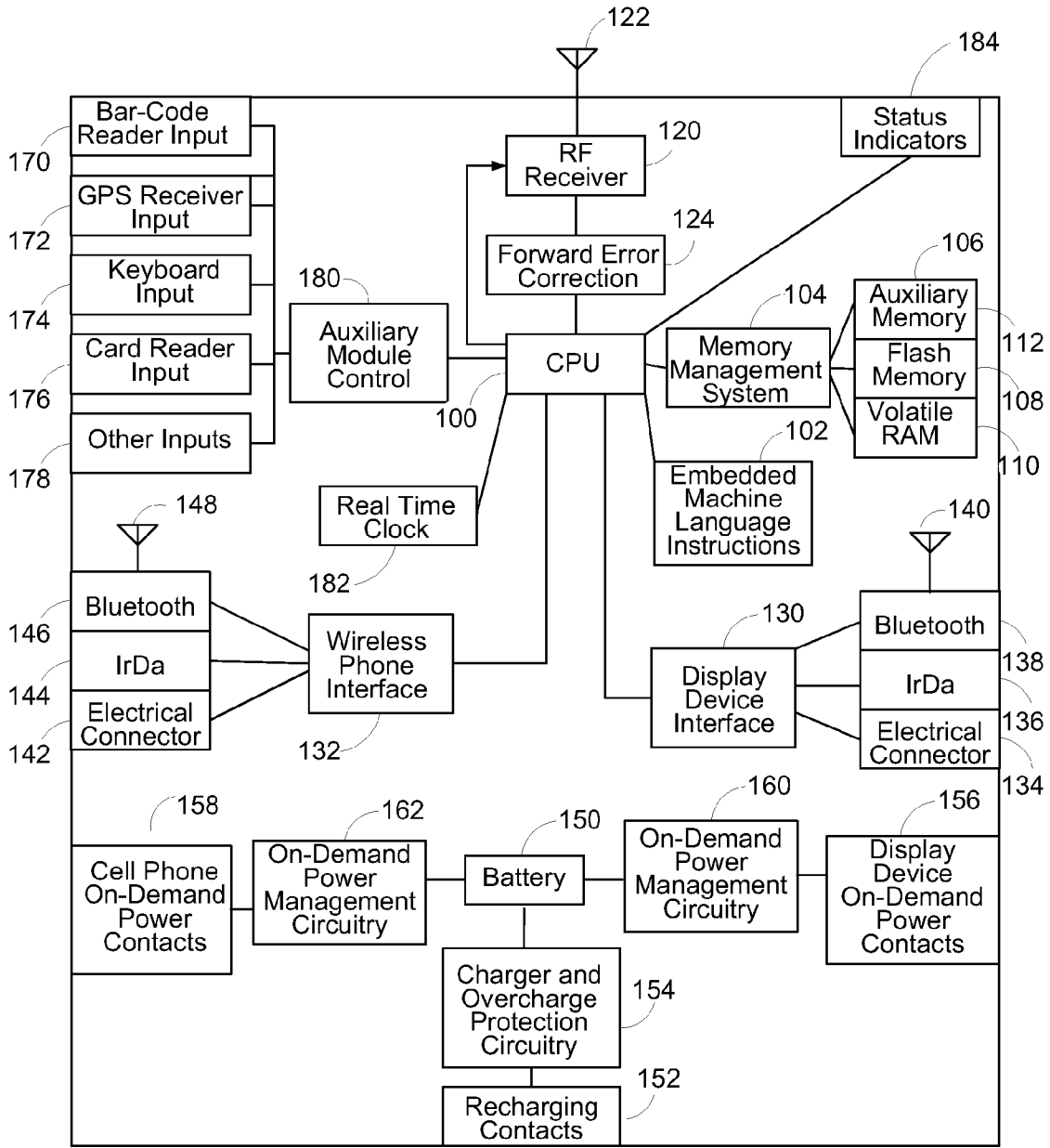
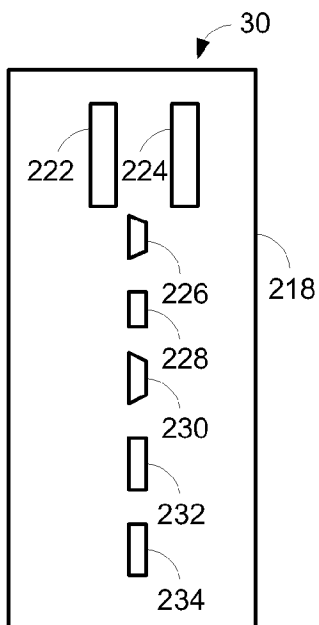
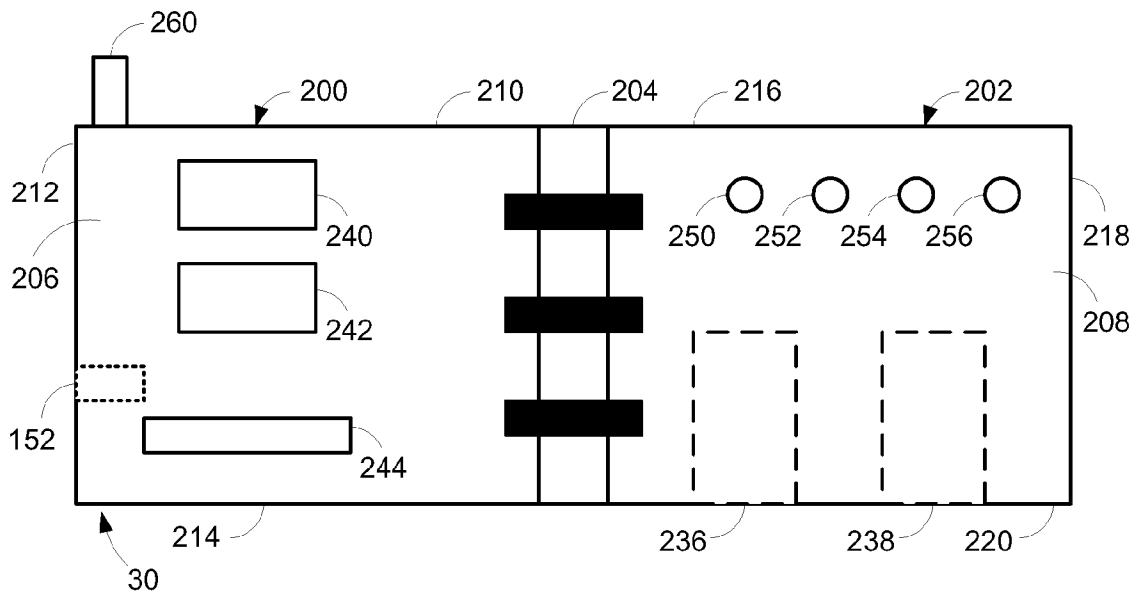


FIG. 1



30 ↗

FIG. 2



WIRELESS INTELLIGENT PERSONAL SERVER

BACKGROUND OF THE INVENTION

A. Field of the Invention

This invention relates to the field of wireless telecommunications. More particularly, this invention relates to a wireless intelligent personal server that receives data transmitted over a wireless communications channel and automatically processes it so as to maintain a copy of at least one electronic file stored in a source computer.

B. Description of Related Art

A typical modern office uses a number of different databases of information that are frequently updated. Examples of such databases include schedules, contact lists, price lists, real estate lists, and incoming e-mails. Such databases are typically stored as electronic files on either an office-wide server or on individual personal computers located in the office space. Typically, individual workers in the office space are able to use personal computers, usually with network connections, to access the databases. More particularly, the personal computers typically run applications that retrieve the desired information from the databases and display it to the user. With this configuration, the most up-to-date versions of the databases are typically available to the individual workers, even though the electronic database files are frequently updated.

However, many workers often work outside of the office environment at least one day per week, and, typically, it is more difficult to gain access to the most up-to-date versions of important electronic files when outside of the office environment. A currently used solution is to use portable computers to "dial in" to the office network using the PSTN, Internet, or other wireline networks. However, mobile workers do not always have access to wireline connections at all desired times. Accordingly, wireless communications systems have been developed by which mobile workers can access their office databases even without a wireline connection. As an example, some wireless telephones are able to send and receive limited amounts of data using the wireless application protocol (WAP).

However, most of these wireless communications approaches, including the WAP approach, use a "pull" methodology, whereby the user first requests the information and then waits for a response. This "pull" methodology has the disadvantage of high latency and, typically, high cost. The high latency arises from the delay that typically occurs in each step of the process of retrieving the desired information. In particular, there is the time spent entering the keystrokes needed to make the request, the airtime spent transmitting the request, the delay in having the request reaching the office network through intermediate networks, the delay in having the office network search through its databases to formulate a response, and the delay in transmitting the response through the intermediate networks and then over the air interface. The high latency is not only troublesome to the user; it leads to high costs due to the airtime needed to process the request and the response.

The problem becomes more acute the more interactive the transaction becomes. A user using WAP to retrieve a new e-mail message with an attachment provides a simple illustration of the problem. First, the user requests the new e-mail message and receives it after waiting for the latency period described above, for which the user is typically charged airtime. Second, the user reads the new e-mail message and sees that it has an attachment. Then the user must make

another request to receive the attachment. The user waits for another latency period to receive it, thereby typically incurring additional airtime charges. Moreover, the latency period may be quite long, because files attached to e-mails are often quite large. Accordingly, existing "pull" approaches, such as WAP have substantial disadvantages.

Another problem with many technologies for receiving data over wireless channels is that they are highly device-specific, i.e., they are based on providing wireless functionality to existing devices, such as specific models of personal digital assistants (PDAs). However, there are a number of problems with device-specific approaches. First, many people use different computing devices at different times, so that providing only one of the user's computing devices with wireless functionality is, at best, only a partial solution. Second, different computing devices differ in their abilities to handle different types of data. For example, desktop PCs typically have much more memory than PDAs, and desktop PCs often have access to high quality monitors, speakers, and peripherals to display information and provide functionality to the user in ways that are unavailable to typical PDAs. On the other hand, PDAs also have many advantages over a desktop PC, such as portability. In addition to the availability of different hardware, different computing devices may have different operating systems and applications available to them. Accordingly, approaches that provide wireless functionality only to specific devices have substantial disadvantages.

For example, Kaufman, U.S. Pat. No. 6,034,621, discloses systems and methods for communicating changes made to a data file on a personal computer (PC) to a personal digital assistant (PDA). In accordance with some of the disclosed embodiments, when the data file on the PC is changed, synchronization information is transmitted over a paging network to a pager that is connected to the PDA, such as by a serial or parallel connection. A synchronization routine in the PDA then interacts with the synchronization information output from the pager to update the data file in the PDA.

While potentially reducing the latency problem, at least for small amounts of data, the Kaufman approach suffers from a number of disadvantages. First, PDAs are not typically on all of the time. Thus, update information may be missed because of the PDA being off. Second, PDAs typically have a very limited memory, i.e., 8 megabytes or less. Because of this limited memory, mobile workers may not be able to access some of the very large electronic files that they can access at their offices.

SUMMARY OF THE INVENTION

In a first principal aspect, the present invention provides a wireless intelligent personal server that comprises a radio frequency (RF) receiver for receiving downstream data transmitted over a wireless communications channel, a memory, a central processing unit (CPU), a set of embedded machine language instructions that are executable by the CPU for processing the downstream data to provide at least one electronic file in the memory, and a first interface for allowing an external display device to access the at least one electronic file.

In a second principal aspect, the present invention provides a wireless data communication system that comprises a wireless intelligent personal server and a wireless telephone in communication with the wireless intelligent personal server. The wireless intelligent personal server includes a memory and a radio frequency (RF) receiver. The

3

RF receiver receives downstream data transmitted over a first wireless communications channel, and the wireless intelligent personal server processes the downstream data to provide at least one electronic file in the memory. The wireless telephone transmits an acknowledgement over a second wireless communications channel when the wireless intelligent personal server receives the downstream data.

In a third principal aspect, the present invention provides a wireless data display system that comprises a wireless intelligent personal server and a display device in communication with the wireless intelligent personal server. The wireless intelligent personal server includes a memory and a radio frequency (RF) receiver. The RF receiver receives downstream data transmitted over a wireless communications channel, and the wireless intelligent personal server processes the downstream data to provide at least one electronic file. The display device has at least one application that accesses the at least one electronic file to display information to a user.

In a fourth principal aspect, the present invention provides a method for updating a target electronic file to reflect changes made to a source electronic file. In accordance with the method, the target electronic file is stored in a wireless intelligent personal server. The wireless intelligent personal server receives downstream data transmitted over a wireless communications channel. The downstream data reflects changes made to the source electronic file. The wireless intelligent personal server automatically updates the target electronic file with the downstream data to provide an updated electronic file. A display device is brought into communication with the wireless intelligent personal server, and the display device accesses the updated electronic file.

In a fifth principal aspect, the present invention provides a method for creating, without user intervention, an electronic file on a wireless intelligent personal server. In accordance with the method, the wireless intelligent personal server receives downstream data transmitted over a wireless communications channel. The wireless intelligent personal server automatically creates the electronic file from the downstream data. A display device is brought into communication with the wireless intelligent personal server, and the display device accesses the electronic file.

BRIEF DESCRIPTION OF THE DRAWINGS

FIG. 1 is a functional block diagram of a wireless synchronization system, in accordance with an exemplary embodiment of the present invention.

FIG. 2 is a functional block diagram of a wireless intelligent personal server, in accordance with an exemplary embodiment of the present invention.

FIG. 3 is a front plan view of the wireless intelligent personal server of FIG. 2, in accordance with an exemplary embodiment of the present invention.

FIG. 4 is a side plan view of the wireless intelligent personal server of FIG. 2, in accordance with an exemplary embodiment of the present invention.

DETAILED DESCRIPTION OF THE INVENTION

FIG. 1 is a functional block diagram of a wireless communication system 10 in accordance with an exemplary embodiment of the present invention. System 10 includes an enterprise information technology (IT) system 12, which typically includes a plurality of computers and other devices networked together to provide computing and information

4

technology services for a business or other organization. As shown in FIG. 1, one or more personal computers, such as personal computer (PC) 14, are connected to enterprise IT system 12. Enterprise IT system 12 may also have access to a centralized database for the enterprise, such as enterprise database 16, as shown in FIG. 1. Enterprise IT system 12 may be located entirely within one office area, or it may be distributed over various remote locations.

System 10 also includes a first wireless network 20 and a second wireless network 22. First wireless network 20 is able to transmit data, at least intermittently, over one or more downstream wireless channels to wireless receivers operating within its wireless coverage area. Preferably, first wireless network 20 uses subcarriers of frequency modulated (FM) radio transmissions and/or television transmissions to provide the downstream wireless channels. Most preferably, the subcarriers used by first wireless network 20 are modulated using orthogonal frequency division multiplexing (OFDM) in order to minimize multipath effects, such as fading and distortion, and to increase data throughput. Alternatively, first wireless network 20 may be a one-way paging network, which may use the FLEX™ protocol of Motorola, Inc., a two-way paging network, which may use the ReFLEX™ protocol of Motorola, Inc., or it may wirelessly transmit data by some other means.

Second wireless network 22 is preferably a cellular or PCS network that provides two-way wireless communications, in a format, such as AMPS, TDMA, CDMA, or GSM, for wireless telephones, such as wireless telephone 24. Thus, with reference to FIG. 1, wireless telephone 24 is able to transmit to wireless network 22 over an upstream channel 26 and is able to receive from wireless network 22 using a downstream channel 27.

An intermediate network 28 is connected to first wireless network 20 and to second wireless network 22, and enterprise IT system 12 uses a wireless network management system 29 to communicate with wireless networks 20 and 22, via intermediate network 28. Intermediate network 28 may be any wide-area network (WAN) or local-area network (LAN) capable of transmitting digital data between enterprise IT system 12 and wireless networks 20 and 22. Preferably, intermediate network 28 is either the Internet or a private corporate network.

A wireless intelligent personal server (WIPS) 30 is able to receive data wirelessly transmitted by first wireless network 20. When WIPS 30 receives data transmitted by wireless network 20, WIPS 30 stores it in its memory, as described in more detail below. WIPS 30 is able to transfer the data stored in its memory to and from different types of display devices 32, on at least an intermittent basis, as indicated by the dotted line in FIG. 1. WIPS 30 may also be able to transfer data from its memory to and from wireless telephone 24 on at least an intermittent basis, as indicated by the dotted line in FIG. 1.

Display device 32 is a device that has a user interface for displaying the data stored in WIPS 30. More particularly, display device 32 typically runs one or more applications to access the data stored in WIPS 30 and to display it to the user. The applications on display device 32 may also allow the user to modify the data stored in WIPS 30. Display device 32 may be a fixed-mounted device, such as a desktop PC, an advanced video game device, such as a Sony "PlayStation 2" device, or a set-top television controller box, such as the type used to access services such as WebTV© (and which may also provide game-type functionality), or display device 32 may be a portable device, such as a laptop PC or a personal digital assistant (PDA). Moreover, WIPS 30

5

preferably allows different kinds of display device 32 to access the data stored on it at different times. For example, a user may use a first desktop PC as display device 32 to access the data stored in WIPS 30 at work, may use a PDA as display device 32 to access the data stored in WIPS 30 while traveling, and may use a Sony "PlayStation 2" device as display device 32 while at home.

Data transfer between WIPS 30 and wireless telephone 24 and display device 32 may occur in various ways. For example, WIPS 30 may be electrically connected to wireless telephone 24 and/or display device 32. Such electrical connection may be direct, i.e., so that electrical contacts on WIPS 30 directly contact electrical contacts on wireless telephone 24 and/or display device 32. Alternatively, the electrical connection may be through electrical cables, which may be provided with standard connectors, such as USB connectors. Data transfer between WIPS 30 and wireless telephone 24 and display device 32 may also be wireless. For example, WIPS 30 and either wireless telephone 24 or display device 32 may be provided with infrared ports, such as IrDA ports. Alternatively, WIPS 30 and either wireless telephone 24 or display device 32 may use short-range RF communication, such as the Bluetooth protocol, to transfer data. Other methods for data transfer may also be used. For example, WIPS 30 may be provided with a flash memory card, in which case data transfer to display device 32 may be effected by removing the flash memory card from WIPS 30 and connecting it to display device 32. In any event, the connections between WIPS 30 and wireless telephone 24 and display device 32 may be only intermittent. For example, in some embodiments, wireless telephone 24 may be directly electrically connected to WIPS 30 most of the time. However, the user may disconnect wireless telephone 24 from WIPS 30 in order to make or receive calls.

WIPS 30 receives data transmitted by first wireless network 20 over a downstream channel 34. Because this data transmission may occur at any time, WIPS 30 is preferably always on in order to receive the transmission. When WIPS 30 receives a data transmission, WIPS 30 determines whether the transmission is intended for it, and, if it is, WIPS 30 processes the data transmission accordingly. Typically, this means that WIPS 30 uses the data from the transmission either to update one or more of the files stored in its memory or to add a new file to its memory. Preferably, WIPS 30 performs these functions automatically, so that the user can receive the data while performing other tasks. As described in more detail below, the user is then able to use display device 32 to access the data stored in WIPS 30.

Once WIPS 30 has successfully received the data transmission, WIPS 30 preferably sends an acknowledgement signal. In preferred embodiments, WIPS 30 uses wireless telephone 24 to send the acknowledgement signal to second wireless network 22 over an upstream channel 26. To accomplish this, WIPS 30 may make use of electrical contacts, provided in most types of wireless telephone 24, that enable wireless telephone 24 to be remotely controlled. Thus, WIPS 30 sends signals to wireless telephone 24 to cause it to dial a predetermined telephone number and then, once the call is established, to transmit the acknowledgement signal. Because the acknowledgement signal will typically be a digital signal, WIPS 30 may use different techniques for transmitting it, depending on the type of wireless telephone 24. For example, if wireless telephone 24 can only transmit analog signals, then WIPS 30 preferably modulates the digital acknowledgement signal before transmitting it to wireless telephone 24. If wireless telephone 24 can transmit digital signals, such as signals in CDMA,

6

TDMA, or GSM format, then WIPS 30 may transmit the acknowledgement signal to wireless telephone 24 in digital packet form.

However, at certain times when WIPS 30 is ready to send the acknowledgement signal, wireless telephone 24 may not be available. For example, wireless telephone 24 may not be connected to, or in the range of wireless communication with, WIPS 30. Wireless telephone 24 may also be unavailable because it is turned off or because it is engaged in a telephone call. When wireless telephone 24 is unavailable, WIPS 30 preferably postpones the acknowledgement until wireless telephone 24 becomes available for use. First wireless network 20 will typically re-transmit the data intended for WIPS 30 until the acknowledgement from WIPS 30 is received.

As an alternative approach, WIPS 30 may be able to transmit wireless signals on its own, without the need for wireless telephone 24. For example, WIPS 30 may use cellular digital packet data (CDPD) technology to transmit signals to second wireless network 22 over upstream channel 26. As another approach, first wireless network 20 may be a two-way network, in which case, WIPS 30 may use the upstream channels of first wireless network 20.

As noted above, the data stored in WIPS 30 may be accessed by display device 32. Preferably, display device 32 accesses the memory in WIPS 30 as it would an external device, such as an external hard drive or a server on a local area network (LAN). In this way, display device 32 can take advantage of the much larger memory that may be available in WIPS 30.

In addition, a user may use different display devices to access the data stored in WIPS 30 at different times. For example, a user may use a desktop PC to access WIPS 30 while at home, a laptop PC to access WIPS 30 while at work, a customer's device to access WIPS 30 while visiting a customer, and a PDA to access WIPS 30 while traveling. In this way, WIPS 30 may serve as a convenient storage device so that a user's important files are available wherever the user goes and are automatically and continually updated with new information wherever the user travels within the range of wireless network 20.

In this way, the electronic files stored in WIPS 30 may be automatically updated to reflect changes in the corresponding electronic files of enterprise IT system 12. This capability can be very important to a user who maintains important data files on enterprise IT system 12 at work but who also needs to access the information while the user is traveling. Such important data files may include the user's calendar of appointments, inventory availability and current pricing, contacts, and incoming e-mail messages.

For example, if the user is out of the office, the user's secretary may use computer 14 to enter a new appointment into the user's calendar. The calendar is typically stored as an electronic file on computer 14, enterprise database 16, or elsewhere on enterprise IT system 12. By means of WIPS 30, the user is able to have access to the updated calendar in the following way. Enterprise IT 12 sends the information needed to update the calendar to wireless network management system 29, which, in turn, transmits it to first wireless network 20 via intermediate network 28. First wireless network 20 then transmits the update information to WIPS 30 over downstream channel 34. WIPS 30 receives the transmission and uses the information to update the calendar stored as an electronic file in its memory. To signal that it has successfully received the update information, WIPS 30 uses wireless telephone 24 to transmit an acknowledgement over upstream channel 26 to second wireless network 22. Second

wireless network 22, in turn, transmits the acknowledgement to wireless network management system 29, via intermediate network 28. Preferably, wireless network management system 29 resends the update information, via intermediate network 28, to first wireless network 20 for re-transmission until management system 29 receives the acknowledgement, in order to ensure that WIPS 30 receives the update information. In this way, updates to important files on enterprise IT system 12 are automatically sent to WIPS 30, so that WIPS 30 will maintain up-to-date copies of these important files. The user then brings WIPS 30 into communication with display device 32 in order to access the electronic files stored in WIPS 30.

In many cases, it is desirable to have changes made to the electronic files stored in WIPS 30 reflected in the files stored in enterprise IT system 12. In particular, display device 32 may change the electronic files stored in WIPS 30 that it accesses. For example, the accessed electronic file may be the user's incoming e-mail messages, in which case the user may wish to delete the incoming e-mails after the user has read them. WIPS 30 may make the change, e.g., deleting one or more of the incoming e-mail messages, in the electronic file stored in its memory. WIPS 30 may also generate a stream of upstream data in order to have the change reflected in the corresponding electronic file in enterprise IT system 12. WIPS 30 causes wireless telephone 24 to transmit the upstream data over upstream channel 26 to second wireless network 22, which then passes the upstream data to wireless network management system 29, via intermediate network 28. Management system 29 recognizes that a change is being requested, and, if the requested change is validated, management system 29 passes the upstream data to enterprise IT network 12. Enterprise IT network 12, in turn, uses the upstream data to change its copy of the electronic file.

System 10 may also "push" other files to WIPS 30. For example, system 10 may "push" subscription data transmissions, such as stock closing prices. System 10 may push audio files, such as conference calls or books in an audio format. System 10 may also push the calendars of others in a user's organization to allow scheduling of meetings.

Shown in FIG. 2 is a functional block diagram of WIPS 30, in accordance with an exemplary embodiment of the present invention. The operation of WIPS 30 is controlled by a central processing unit (CPU) 100 that executes a set of embedded machine language instructions 102. Embedded machine language instructions 102 are preferably contained in a nonvolatile memory, such as a flash memory or a read only memory (ROM).

CPU 100 also has access, via a memory management system 104, to a memory system 106 for storing the electronic files that WIPS 30 automatically updates and that display devices are able to access. Memory system 106 preferably includes a non-volatile memory, such as a flash memory 108. The electronic files are stored primarily in flash memory 108. In preferred embodiments, flash memory 108 also contains embedded machine language instructions 102. Accordingly, flash memory 108 preferably has a capacity of 96 megabytes or larger, in order to be able to accommodate large electronic files. Flash memory 108 may also be removable and substitutable by the user.

Memory system 106 may also include other types of memory, such as a volatile random access memory (RAM) 110. Volatile RAM 110 may be DRAM, SRAM, or other type. Memory system 106 may also include an auxiliary memory 112, which may be a hard disk drive, such as the 340 megabyte Microdrive™ from IBM. Memory management system 104 manages memory system 106 by keeping

track where memory is available in system 106 and routing data from CPU 100 to be stored in memory accordingly.

WIPS 30 includes a radio frequency (RF) receiver 120, which is provided with an antenna 122. Antenna 122 preferably includes crossed dipole segments, with each dipole tuned to resonate on opposite ends of the desired receiving band, so as to minimize multipath and cross-polarization fading.

RF receiver 120 receives signals from first wireless network 20 carried in wireless communication channel 34 and demodulates the signals in wireless communication channel 34 to extract the digital data. As shown in FIG. 2, RF receiver 120 is preferably controlled by CPU 100 to scan through the various wireless channels available to locate usable signals, i.e., signals using the correct modulation scheme and a low bit-error rate.

As noted above, wireless network 20 preferably uses OFDM subcarriers to FM and/or television broadcasts as its wireless communication channels. In the case that wireless network 20 is a two-paging network that uses the ReFLEX™ protocol, then the CreaLink™2 XT two-way data transceiver, available from Motorola, Inc., is an example of a system that may be used as RF receiver 120.

In order to make transmissions more reliable, the data carried in wireless communication channel 34 preferably includes forward error correction codes. Accordingly, the digital data from RF receiver 120 is preferably processed by forward error correction circuitry 124 in order to utilize the forward error codes, as needed, to provide corrected digital data. Forward error correction circuitry 124 may be provided by using the AHA4210 single-chip forward error correction device, which is available from Advanced Hardware Architectures, Pullman, Wash.

CPU 100 also typically controls a display device interface 130 and a wireless telephone interface 132. Display device interface 130 allows display device 32 to access electronic files stored in memory system 106. In some embodiments, interface 130 may provide display 32 only read-only access to memory system 106. Preferably, however, interface 130 also allows display device 32 to change the electronic files stored in memory system 106. In general, access by display device 32 will involve the transfer of digital data between WIPS 30 and display device 32. As noted above, this transfer of digital data may be over an electrical connection, or it may be over a wireless connection, such as IrDA or Bluetooth. Thus, display device interface 130 is preferably connected to at least one electrical connector 134 to electrically connect to display device 32. However, display device interface 130 may also be connected to an IrDa port 136 and/or to a Bluetooth transceiver 138 provided with an antenna 140.

Wireless telephone interface 132 allows WIPS 30 to control wireless telephone 24. As described above, WIPS 30 typically controls wireless telephone 24 to transmit signals to wireless network 22 over upstream wireless channel 26. The signals that WIPS 30 causes wireless telephone 24 to transmit may be simple acknowledgement signals or they may include digital data that reflects changes made to one or more electronic files stored in memory system 106. Accordingly, WIPS 30 may be provided with one or more means for transferring digital data to wireless telephone 24. Wireless telephone interface 132 is preferably connected to at least one electrical connector 142 to allow WIPS 30 to be electrically connected to wireless telephone 24. Interface 132 may also be connected to an IrDa port 144 and/or a Bluetooth transceiver 146 with an antenna 148 to allow communication with wireless telephone 24.

CPU 100, executing embedded machine language instructions 102, automatically controls the operation of WIPS 30 in the following way. When WIPS 30 receives a transmission, over wireless channel 34, containing downstream data, RF receiver 120 receives the transmission and demodulates it to retrieve the digital data. CPU 100 examines the digital data from RF receiver 120, optionally via forward error correction circuitry 124, to determine whether it is intended for WIPS 30. CPU 100, running instructions 102, may make this determination in various ways. Preferably, the digital data in the transmission will identify the intended recipient(s), such as by providing a destination code in a header of the transmission. CPU 100 then compares the destination code with a list of valid destination codes for WIPS 30, which list may be stored in memory system 106. The valid destination codes may be of various types, such as broadcast, multicast, or individual. A broadcast destination code would indicate that the transmission is intended for all devices in the coverage area of wireless network 20. A multicast destination code would indicate that the transmission is intended for a group of devices. An individual destination code would indicate that the transmission is intended for a specific WIPS. In any event, if the destination code in the transmission matches one of the valid destination codes for WIPS 30, then the transmission is intended for it.

If the digital data is intended for WIPS 30, then CPU 100, executing embedded machine language instructions 102, examines the digital data to determine how it should be processed. This determination may be made in various ways. Preferably, however, the header of the transmission will include a processing code to instruct WIPS 30 on how to process the downstream data. For example, some processing codes may indicate that the downstream data represents an entirely new file. In response, CPU 100, executing machine language instructions 102, would create a new electronic file, such as in flash memory 108, with the downstream data.

Other processing codes may indicate that the downstream data should be used to update a "target," i.e., already-existing, electronic file stored in WIPS 30. The target electronic file would also typically be identified in the header of the transmission. In response, CPU 100, executing machine language instructions 102, processes the downstream data to modify the target electronic file and thereby provide an update electronic file stored in memory system 106. To make the update process more efficient, the transmission may also contain an update script directing how CPU 100, running machine language instructions 102, should use the downstream data to update the target electronic file.

Still other processing codes may direct CPU 100 to perform other functions. For example, processing codes may specify that the downstream data should be used to update embedded machine language instructions 102.

Once CPU 100 receives a transmission intended for it, CPU 100 preferably controls WIPS 30 to send an acknowledgement signal. Thus, if wireless telephone 24 is in communication with WIPS 30, then CPU 100 preferably sends a signal to wireless telephone 24, via wireless telephone interface 132, to cause wireless telephone 24 to send an acknowledgement signal over upstream wireless channel 26. If wireless telephone 24 is not in communication with WIPS 30, then CPU 100 waits to send this signal until wireless telephone 24 is in communication with WIPS 30.

When display device 32 is in communication with WIPS 30, display device 32 typically runs one or more applications that need access to one or more of the electronic files stored in memory system 106. In such cases, display device 32

sends a signal to CPU 100, via display device interface 130, requesting access to the particular electronic file. If CPU 100 grants the access, then CPU 100 will typically copy portions of the requested file and transmit the copied portions to display device 32, via interface 130, as needed by the particular application. In this way, the electronic file is maintained in memory system 106 so that it will be available for later use.

Particular applications running on display device 32 may also attempt to change portions of the one or more accesses electronic files. In such cases, display device will typically transmit to CPU 100, via interface 130, a stream of digital data that embodies some or all of the requested changes. If CPU 100 allows the requested changes, then CPU 100 changes the electronic files stored in memory system 106 accordingly. If wireless telephone 24 is in communication with WIPS 30, then CPU 100 also causes wireless telephone 24, via wireless telephone interface 132, to transmit change data, i.e., digital data that embodies the changes to the electronic files, over upstream wireless channel 26. If wireless telephone 24 is not in communication with WIPS 30, then CPU 100 waits until wireless telephone 24 is in communication with WIPS 30.

In some cases, the downstream data received by WIPS 30 may be encrypted. For example, attachments to e-mail messages are commonly encrypted. A common approach for such encryption uses a public key infrastructure (PKI), such as "Pretty Good Privacy" (PGP) software. In the PGP approach, each user is assigned two codes: a public key and a private key. Each user uses his or her own private key to decrypt messages intended for that user, and uses an intended recipient's public key in order to encrypt messages intended for that recipient.

WIPS 30 preferably stores encrypted data in its encrypted form. Appropriate applications on display device 32 may then access the encrypted files stored in memory system 106 and decrypt them. For example, in the PGP approach, only users having the proper private key, which may be stored in display device 32, can decrypt the files stored in WIPS 30. Thus, having WIPS 30 store files in encrypted form provides better security by preventing users of display devices that do not have the proper private key from accessing the encrypted files.

On the other hand, the PGP approach of requiring that a sender maintain public keys for all intended recipients can consume substantial memory. In particular, each recipient's public key may be over a thousand characters long. Because many types of display devices, such as PDAs, have very limited memory, WIPS 30 may advantageously be used to store the public keys in its memory system 106.

WIPS 30 is powered by a battery 150 that is preferably rechargeable. Accordingly, WIPS 30 is provided with recharger contacts 152 to allow an external recharger to be connected. Charger circuitry 154 selectively couples recharging contacts 152 with battery 150 to control the process of recharging battery 150. Charger circuitry 154 preferably includes overcharge protection circuitry, such as is described in U.S. Pat. No. 5,867,008, which is incorporated herein by reference.

Preferably, battery 150 may also be used as a supplemental power source for display device 32 and wireless telephone 24. Accordingly, WIPS 30 is preferably provided with display device power contacts 156, for electrical connection to recharger contacts on display device 32, and with wireless telephone power contacts 158, for electrical connection to recharger contacts on wireless telephone 24. On-demand power management circuitry 160 selectively connects bat-

tery **150** to power contacts **156**, and on-demand power management circuitry **162** selectively connects battery **150** to power contacts **158**. On-demand power management circuitry **160** and **162** control the delivery of power to display device **32** and wireless telephone **24**, respectively. Examples of such on-demand power management circuitry are described in co-pending U.S. application Ser. No. 09/123,775, filed on Jul. 28, 1998, which is incorporated herein by reference.

As shown in FIG. 2, WIPS **30** may also include various inputs **170–178** for connecting various functional modules and external devices. CPU **100** communicates with inputs **170–178**, typically via one or more auxiliary module controls **180**. Inputs **170–178** may be standard peripheral ports, such as serial, parallel, or USB, or slots for standard-sized cards or modules, such as PCMCIA, CompactFlash, or Handspring™ Springboard™, depending on the external device or module to be connected. For example, WIPS **30** may include a bar-code reader input **170** for connecting a bar-code reader. For example, a bar code wand card, with integrated bar code scanner, is available from Socket Communications, Inc. (Newark, Calif.) in a CompactFlash format. WIPS **30** may include a GPS receiver input **172** for connecting a global positioning system (GPS) receiver. For example, the Earthmate® GPS receiver, available from DeLorme (Yarmouth, Me.) can be connected to a serial port. WIPS **30** may include a keyboard input **174** for connecting an external keyboard. WIPS **30** may include a card reader input **176** for connecting a card reader. For example, the CardScan 500 business card scanner, available from Corex Technologies Corp. (Cambridge, Mass.), can be connected to computers via a USB or parallel port.

In general, WIPS **30** may also include other inputs **178** for connecting other devices. Such other devices may include biometrics devices. For example, the Ethenticator MS 3000 is a fingerprint verifier available from Ethentica (Lake Forest, Calif.) in a PCMCIA format. Such other devices may also include other wireless devices. For example, the CUE Radio, available from CUE Corporation (Irvine, Calif.), is a Handspring™ Springboard™ expansion module that is able to receive traffic, weather, and other data broadcast over FM subcarriers.

In addition, CPU **100** preferably has access to an internal real-time clock **182**. CPU **100** may also control one or more status indicators **184**. Status indicators **184** provide user-discernible indications of the status of WIPS **30**. For example, one of status indicators **184** may indicate that WIPS **30** is on. Another one of status indicators **184** may indicate that WIPS **30** has received downstream data intended for it. Status indicators **184** may provide a visible and/or audible indication. Thus, for example, one of status indicators **184** may light up or beep when WIPS **30** receives a new e-mail message.

FIGS. 3 and 4 show a preferred mechanical configuration for WIPS **30**. In general, WIPS **30** is preferably configured to attach to a paper-based folio, such as a Day-Timer™ folio. Thus, WIPS **30** preferably includes a left section **200**, corresponding to the front cover of the paper folio, a right section **202**, corresponding to the back cover of the paper folio, and a flexible section **204** joining sections **200** and **202**. More particularly, left section **200** has a left folio-facing surface **206**, against which the front cover of the paper folio may rest, and right section **202** has a right folio-facing surface **208**, against which the back cover of the paper folio may rest. Left section **200** also has a top side **210**, a left side

212, and a bottom side **214**, as shown in FIG. 3. Similarly, right section **202** has a top side **216**, a right side **218** and a bottom side **220**.

Flexible section **204** allows surface **206** of section **200** and surface **208** of section **202** to move toward and away from each other, as the paper folio is closed and opened, respectively. WIPS **30** is preferably provided with loose-leaf binder rings that can be opened and closed to attach and disattach, respectively, the paper folio to WIPS **30**. Alternatively, other means could be used to attach WIPS **30** to the paper folio.

The internal components of WIPS **30**, such as CPU **100** and battery **150**, may be mounted inside of either left section **200** or right section **202**, or they may be distributed between sections **200** and **202**. Various slots, connectors, and other external components may be mounted on one or more of surfaces **206** and **208** and sides **210–220**. For example, as shown in FIG. 4, right side **218** may be provided with a PCMCIA slot **222**, a flash memory slot **224**, a serial port **226**, a parallel port **228**, a USB port **230**, an IrDA port **232**, and a specialized connector **234** for connecting a cable to wireless telephone **24**. External components may also be provided in other locations in WIPS **30**. For example, as shown in FIG. 3, bottom side **220** may also be provided with slots, such as PCMCIA slots **236** and **238**. Recharging contacts **152** may be provided in left side **212**. External components may also be mounted on surfaces **206** and **208**. For example, surface **206** may be provided with connectors **240** and **242** for connecting modules, such as Springboard™ modules, and may also include a connector **244** for connecting an external keyboard. Status indicators **250–256**, which may be light emitting diodes (LEDs), may also be mounted on surface **208**, as shown in FIG. 3. Status indicators **250–256** may indicate various conditions relating to WIPS **30**, such as whether it is on, whether it has received new data, or certain types of files, such as new e-mail messages, whether it has available memory remaining, whether the battery is low, or whether WIPS **30** has encountered a fault condition. WIPS **30** may also have a GPS antenna **260**, which may be built into top side **210**, as shown in FIG. 3, or built into a separate GPS module (not shown).

Although a representative configuration for mounting the external components for WIPS **30**, such as slots and connectors, is shown in FIGS. 3 and 4, many other configurations may be used. In addition, although WIPS **30** may be connected to various external devices, such as an external keyboard, WIPS **30** preferably does not itself have a user interface or means for displaying the data that it stores. This is because display device **32** is intended to be used to perform these functions.

The approach of the present invention of providing a wireless intelligent personal server with a large memory and then using a display device to access files stored in the memory provides a number of advantages over existing wireless approaches. First, in contrast to prior art approaches of providing only specific devices with wireless functionality, preferred approaches of the present invention are substantially device independent, in that different display devices may be used to access the WIPS at different times.

Second, the preferred embodiments of the present invention provide a low apparent latency. In particular, although latency may be associated with transmitting downstream data to the WIPS, because the downstream data is “pushed” to the WIPS, i.e., transmitted without the user having to ask for it, and because the WIPS automatically receives the downstream data and updates its memory accordingly, the up-to-date information, such as the user’s new e-mail mes-

13

sages and the current schedule, will be available on the WIPS on a nearly continual basis. Thus, in contrast to many prior art approaches, such as the WAP "pull" approach, a user need not incur airtime to retrieve the up-to-date information. Instead, the user may simply and easily access the up-to-date information by bringing the WIPS into communication with the display device.

Third, the preferred embodiments of the present invention substantially standardize the process of retrieving data over wireless communications channels. This is because the WIPS stores its data in a very generic format, namely electronic files, which display devices may then access in much the same way that they access files on hard drives or network servers. The preferred embodiments of the present invention do not need either proprietary file formats or proprietary synchronization routines to allow display devices to access the data stored in the WIPS. Accordingly, little or no modification may be required to use existing applications on many display devices.

Although various embodiments of this invention have been shown and described, it should be understood that various modifications and substitutions, as well as rearrangements and combinations of the preceding embodiments, can be made by those skilled in the art, without departing from the novel spirit and scope of this invention. Accordingly, the true spirit and scope of the invention is defined by the appended claims, to be interpreted in light of the foregoing specification.

The invention claimed is:

1. A wireless intelligent personal network server, comprising:

- a radio frequency (RF) receiver for receiving downstream data transmitted over a first wireless communications channel;
- a memory;
- a central processing unit (CPU);
- a set of embedded machine language instructions within said personal network server, said set of embedded machine language instructions being executable by said CPU for processing said downstream data to provide at least one electronic file in said memory; and
- a first interface for allowing an external display device to selectively access said at least one electronic file.

2. The wireless intelligent personal network server of claim 1, wherein said downstream data reflects changes made to at least one source electronic file, said at least one electronic file being an updated version of at least one existing electronic file stored in said memory.

3. The wireless intelligent personal network server of claim 1, wherein said at least one electronic file is a new electronic file.

4. The wireless intelligent personal network server of claim 1, wherein said first interface allows said external display device read-only access to said at least one electronic file.

5. The wireless intelligent personal network server of claim 1, wherein said first interface allows said external display device to change said at least one electronic file.

6. The wireless intelligent personal network server of claim 1, wherein said external display device is a computer selected from the group consisting of desktop personal computer, laptop personal computer, and personal digital assistant (PDA).

7. The wireless intelligent personal network server of claim 6, wherein said external display device is a personal digital assistant (PDA).

14

8. The wireless intelligent personal network server of claim 1, wherein said first interface allows a first external display device to access said at least one electronic file at a first time and allows a second external display device to access said at least one electronic file at a second time.

9. The wireless intelligent personal network server of claim 8, wherein said first and second external display devices are different kinds of display device.

10. The wireless intelligent personal network server of claim 1, further comprising:

- a radio frequency (RF) transmitter for transmitting at least one signal over a second wireless communications channel.

11. The wireless intelligent personal network server of claim 10, wherein said RF transmitter transmits an acknowledgement signal over said second wireless communications channel when said RF receiver receives said downstream data.

12. The wireless intelligent personal network server of claim 11, wherein said RF transmitter transmits upstream data over said second wireless communications channel, said upstream data reflecting changes to said at least one electronic file made by said external display device.

13. The wireless intelligent personal network server of claim 1, further comprising:

- a second interface for controlling a wireless telephone to transmit at least one signal.

14. The wireless intelligent personal network server of claim 13, wherein said second interface controls said wireless telephone to transmit an acknowledgement signal when said RF receiver receives said downstream data.

15. The wireless intelligent personal network server of claim 13, wherein said second interface controls said wireless telephone to transmit upstream data, said upstream data reflecting changes to said at least one electronic file made by said external display device.

16. The wireless intelligent personal network server of claim 13, further comprising:

- a battery for powering said wireless intelligent personal network server.

17. The wireless intelligent personal network server of claim 16, further comprising:

- first power contacts for electrically connecting to recharger contacts disposed on said external display device; and
- a first power management circuit for selectively connecting said battery to said first power contacts.

18. The wireless intelligent personal network server of claim 16, further comprising:

- second power contacts for electrically connecting to recharger contacts disposed on said wireless telephone; and
- a second power management circuit for selectively connecting said battery to said second power contacts.

19. The wireless intelligent personal network server of claim 1, further comprising:

- a bar-code input for connecting a bar-code reader.

20. The wireless intelligent personal network server of claim 1, further comprising:

- a GPS input for connecting a global positioning system (GPS) receiver.

21. The wireless intelligent personal network server of claim 1, further comprising:

- a keyboard input for connecting an external keyboard.

22. The wireless intelligent personal network server of claim 1, further comprising:

- a card reader input for connecting a card reader.

15

23. A wireless data communication system, comprising:
 a wireless intelligent personal network server, said wireless intelligent personal network server including a memory and a radio frequency (RF) receiver, said RF receiver being for receiving downstream data transmitted over a first wireless communications channel, said wireless intelligent personal network server processing said downstream data to provide at least one electronic file in said memory; and
 a wireless telephone in communication with said wireless intelligent network server, wherein said wireless intelligent network server causes said wireless telephone to transmit an acknowledgment signal over a second wireless communications channel when said wireless intelligent network server receives said downstream data.

24. The wireless data communication system of claim 23, wherein said wireless intelligent personal network server includes an interface for allowing an external display device to access said at least one electronic file.

25. The wireless data communication system of claim 24, wherein said interface allows said external display device read-only access to said at least one electronic file.

26. The wireless data communication system of claim 24, wherein said interface allows said external display device to change said at least one electronic file.

27. The wireless data communication system of claim 24, wherein said external display device is a computer selected from the group consisting of desktop personal computer, laptop personal computer, personal digital assistant (PDA), and set-top television controller box.

28. The wireless data communication system of claim 27, wherein said external display device is a personal digital assistant (PDA).

29. The wireless data communication system of claim 24, wherein said interface allows a first external display device to access said at least one electronic file at a first time and allows a second external display device to access said at least one electronic file at a second time.

30. The wireless data communication system of claim 29, wherein said first and second external display devices are different kinds of display device.

31. The wireless data communication system of claim 24, wherein said wireless telephone transmits upstream data over said second wireless communications channel, said upstream data reflecting changes to said at least one electronic file made by said external display device.

32. The wireless data communication system of claim 23, wherein said wireless intelligent personal network server includes a battery for powering said wireless intelligent personal network server.

33. The wireless data communication system of claim 32, wherein said wireless intelligent personal network server includes:

- first power contacts electrically connected to recharger contacts disposed on said wireless telephone; and
- a first power management circuit for selectively connecting said battery to said first power contacts.

34. The wireless data communication system of claim 32, wherein said wireless intelligent personal network server includes:

- second power contacts electrically connected to recharger contacts disposed on said external display device; and
- a second power management circuit for selectively connecting said battery to said first power contacts.

16

35. A wireless data display system, comprising:
 a wireless intelligent personal network server, said wireless intelligent personal network server including a memory and a radio frequency (RF) receiver, said RF receiver being for receiving downstream data transmitted over a first wireless communications channel, said wireless intelligent personal network server processing said downstream data to provide at least one electronic file; and

a separate display device in communication with said wireless intelligent personal network server, said separate display device having at least one application that selectively accesses said at least one electronic file to display information to a user.

36. The wireless data display system of claim 35, wherein said at least one application is able to change said at least one electronic file stored in said memory.

37. The wireless data display system of claim 35, wherein said separate display device is a computer selected from the group consisting of desktop personal computer, laptop personal computer, and personal digital assistant (PDA).

38. The wireless data display system of claim 37, wherein said separate display device is a personal digital assistant (PDA).

39. The wireless data display system of claim 35, wherein wireless intelligent personal network server includes a radio frequency (RF) transmitter for transmitting at least one signal over a second wireless communications channel.

40. The wireless data display system of claim 39, wherein said RF transmitter transmits an acknowledgement signal over said second wireless communications channel when said RF receiver receives said downstream data.

41. The wireless data display system of claim 39, wherein said RF transmitter transmits upstream data over said second wireless communications channel, said upstream data reflecting changes to said at least one electronic file made by said display device.

42. The wireless data display system of claim 35, wherein said wireless intelligent personal network server includes an interface for controlling a wireless telephone to transmit at least one signal.

43. The wireless data display system of claim 42, wherein said interface controls said wireless telephone to transmit an acknowledgement signal when said RF receiver receives said downstream data.

44. The wireless data display system of claim 42, wherein said interface controls said wireless telephone to transmit upstream data, said upstream data reflecting changes to said at least one electronic file made by said separate display device.

45. The wireless data display system of claim 35, wherein said wireless intelligent network server includes a battery for powering said wireless intelligent personal server.

46. The wireless data display system of claim 45, wherein said wireless intelligent personal network server includes:
 first power contacts electrically connected to recharger contacts disposed on said separate display device; and
 a first power management circuit for selectively connecting said battery to said first power contacts.

47. The wireless data display system of claim 45, wherein said wireless intelligent personal network server includes:
 second power contacts electrically connected to recharger contacts disposed on said wireless telephone; and
 a second power management circuit for selectively connecting said battery to said second power contacts.

17

48. A method for updating a target electronic file to reflect changes made to a source electronic file, said method comprising the steps of:

storing said target electronic file in a wireless intelligent personal network server;

said wireless intelligent personal network server receiving downstream data transmitted over a first wireless communications channel, said downstream data reflecting said changes made to said source electronic file;

said wireless intelligent personal network server automatically updating said target electronic file with said downstream data to provide an updated electronic file; bringing an external display device into communication with said wireless intelligent personal network server; and

selectively accessing said updated electronic file with said display device.

49. The method of claim 46, further comprising the step of:

said wireless intelligent personal network server transmitting at least one signal over a second wireless communications channel.

50. The method of claim 49, wherein said at least one signal includes an acknowledgement signal for acknowledging receipt of said downstream data.

51. The method of claim 48, further comprising the step of:

said wireless intelligent personal network server causing a wireless telephone to transmit at least one signal over a second wireless communications channel.

52. The method of claim 51, wherein said at least one signal includes an acknowledgement signal for acknowledging receipt of said downstream data.

53. A method for creating, without user intervention, an electronic file on a wireless intelligent personal network server, said method comprising the steps of:

said wireless intelligent personal network server receiving downstream data transmitted over a first wireless communications channel;

said wireless intelligent personal network server automatically creating said electronic file from said downstream data;

bringing an external display device into communication with said wireless intelligent personal network server; and

selectively accessing said electronic file with said display device.

54. The method of claim 53, further comprising the step of:

said wireless intelligent personal network server transmitting at least one signal over a second wireless communications channel.

55. The method of claim 54, wherein said at least one signal includes an acknowledgement signal for acknowledging receipt of said downstream data.

56. The method of claim 53, further comprising the step of:

said wireless intelligent personal network server causing a wireless telephone to transmit at least one signal over a second wireless communications channel.

57. The method of claim 56, wherein said at least one signal includes an acknowledgement signal for acknowledging receipt of said downstream data.

58. A wireless intelligent personal network server, comprising:

18

a radio frequency (RF) transceiver for receiving downstream data transmitted over a first wireless communications channel;

a memory;

a central processing unit (CPU);

a set of embedded machine language instructions within said personal network server, said set of embedded machine language instructions being executable by said CPU for processing said downstream data to provide at least one electronic file in said memory; and

a first interface for allowing an external display device to selectively access said at least one electronic file.

59. The wireless intelligent personal network server of claim 58, wherein said downstream data reflects changes made to at least one source electronic file, said at least one electronic file being an updated version of at least one existing electronic file stored in said memory.

60. The wireless intelligent personal network server of claim 58, wherein said at least one electronic file is a new electronic file.

61. The wireless intelligent personal network server of claim 58, wherein said first interface allows said external display device access to said at least one electronic file.

62. The wireless intelligent personal network server of claim 58, wherein said first interface allows said external display device to change said at least one electronic file.

63. The wireless intelligent personal network server of claim 58, wherein said external display device is a computer selected from the group consisting of desktop personal computer, laptop personal computer, and personal digital assistant (PDA).

64. The wireless intelligent personal network server of claim 63, wherein said external display device is a personal digital assistant (PDA).

65. The wireless intelligent personal network server of claim 58, wherein said RF transceiver transmits at least one signal over a second wireless communications channel.

66. The wireless intelligent personal network server of claim 65, wherein said RF transceiver transmits an acknowledgement signal over said second wireless communications channel when said RF transceiver receives said downstream data.

67. The wireless intelligent personal network server of claim 66, wherein said RF transceiver transmits upstream data over said second wireless communications channel, said upstream data reflecting changes to said at least one electronic file made by said external display device.

68. The wireless intelligent personal network server of claim 58, further comprising:

a bar-code input for connecting a bar-code reader.

69. The wireless intelligent personal network server of claim 58, further comprising:

a GPS input for connecting a global positioning system (GPS) receiver.

70. The wireless intelligent personal network server of claim 58, further comprising:

a keyboard input for connecting an external keyboard.

71. The wireless intelligent personal network server of claim 58, further comprising:

a card reader input for connecting a card reader.

72. The wireless intelligent personal network server of claim 58, further comprising a second interface for controlling a wireless telephone to transmit at least one signal.

73. A wireless data display system, comprising:

a wireless intelligent personal network server, said wireless intelligent personal network server including a memory and a radio frequency (RF) transceiver, said

19

RF transceiver being for receiving downstream data transmitted over a first wireless communications channel, said wireless intelligent personal network server processing said downstream data to provide at least one electronic file; and

a separate display device in communication with said wireless intelligent personal network server, said separate display device having at least one application that selectively accesses said at least one electronic file to display information to a user.

74. The wireless data display system of claim 73, wherein said at least one application is able to change said at least one electronic file stored in said memory.

75. The wireless data display system of claim 73, wherein said separate display device is a computer selected from the group consisting of desktop personal computer, laptop personal computer, and personal digital assistant (PDA).

76. The wireless data display system of claim 73, wherein said separate display device is a personal digital assistant (PDA).

20

77. The wireless data display system of claim 73, wherein said RF transceiver transmits an acknowledgement signal over a second wireless communications channel when said RF transceiver receives said downstream data.

78. The wireless data display system of claim 77, wherein said RF transceiver transmits upstream data over said second wireless communications channel, said upstream data reflecting changes to said at least one electronic file made by said separate display device.

79. The wireless data display system of claim 73, wherein said wireless intelligent personal network server includes a battery for powering said separate display device.

80. The wireless data display system of claim 73, wherein said wireless intelligent network server includes an interface for controlling a wireless telephone to transmit at least one signal.

* * * * *

INFORMATION DISCLOSURE STATEMENT BY APPLICANT (Not for submission under 37 CFR 1.99)	Application Number		
	Filing Date		
	First Named Inventor	Edward F. Bachner, III	
	Art Unit		
	Examiner Name		
	Attorney Docket Number	5924-002-RE	

U.S.PATENTS						
Examiner Initial*	Cite No	Patent Number	Kind Code ¹	Issue Date	Name of Patentee or Applicant of cited Document	Pages,Columns,Lines where Relevant Passages or Relevant Figures Appear
	1					

If you wish to add additional U.S. Patent citation information please click the Add button.

U.S.PATENT APPLICATION PUBLICATIONS						
Examiner Initial*	Cite No	Publication Number	Kind Code ¹	Publication Date	Name of Patentee or Applicant of cited Document	Pages,Columns,Lines where Relevant Passages or Relevant Figures Appear
	1					

If you wish to add additional U.S. Published Application citation information please click the Add button.

FOREIGN PATENT DOCUMENTS								
Examiner Initial*	Cite No	Foreign Document Number ³	Country Code ² i	Kind Code ⁴	Publication Date	Name of Patentee or Applicant of cited Document	Pages,Columns,Lines where Relevant Passages or Relevant Figures Appear	T ⁵
	1							<input type="checkbox"/>

If you wish to add additional Foreign Patent Document citation information please click the Add button

NON-PATENT LITERATURE DOCUMENTS			
Examiner Initials*	Cite No	Include name of the author (in CAPITAL LETTERS), title of the article (when appropriate), title of the item (book, magazine, journal, serial, symposium, catalog, etc), date, pages(s), volume-issue number(s), publisher, city and/or country where published.	T ⁵

**INFORMATION DISCLOSURE
STATEMENT BY APPLICANT**
(Not for submission under 37 CFR 1.99)

Application Number		
Filing Date		
First Named Inventor	Edward F. Bachner, III	
Art Unit		
Examiner Name		
Attorney Docket Number	5924-002-RE	

1	Nokia introduces its second generation communicator -The pocket-sized Nokia 9110 Communicator combines an ultimate mobile office with a superb phone	<input type="checkbox"/>
2	Nokia User's Guide 9110	<input type="checkbox"/>
3	PC Suite for Nokia 9110 and 9110i Communicator User's Guide	<input type="checkbox"/>
4	Quick Guide For Using The Infrared Object Exchange Application with the Nokia 9110 Communicator	<input type="checkbox"/>
5	Quick Guide for transferring data from Nokia 9000/9000i Communicator to Nokia 9110 Communicator	<input type="checkbox"/>
6	PC Suite for Nokia 9110 and 9110i Communicator, setting up connection	<input type="checkbox"/>
7	File Transfer with the PC Suite for Nokia 9110 Communicator	<input type="checkbox"/>

If you wish to add additional non-patent literature document citation information please click the Add button

EXAMINER SIGNATURE

Examiner Signature		Date Considered	
--------------------	--	-----------------	--

*EXAMINER: Initial if reference considered, whether or not citation is in conformance with MPEP 609. Draw line through a citation if not in conformance and not considered. Include copy of this form with next communication to applicant.

¹ See Kind Codes of USPTO Patent Documents at www.USPTO.GOV or MPEP 901.04. ² Enter office that issued the document, by the two-letter code (WIPO Standard ST.3). ³ For Japanese patent documents, the indication of the year of the reign of the Emperor must precede the serial number of the patent document. ⁴ Kind of document by the appropriate symbols as indicated on the document under WIPO Standard ST.16 if possible. ⁵ Applicant is to place a check mark here if English language translation is attached.

**INFORMATION DISCLOSURE
STATEMENT BY APPLICANT**
(Not for submission under 37 CFR 1.99)

Application Number		
Filing Date		
First Named Inventor	Edward F. Bachner, III	
Art Unit		
Examiner Name		
Attorney Docket Number	5924-002-RE	

CERTIFICATION STATEMENT

Please see 37 CFR 1.97 and 1.98 to make the appropriate selection(s):

That each item of information contained in the information disclosure statement was first cited in any communication from a foreign patent office in a counterpart foreign application not more than three months prior to the filing of the information disclosure statement. See 37 CFR 1.97(e)(1).

OR

That no item of information contained in the information disclosure statement was cited in a communication from a foreign patent office in a counterpart foreign application, and, to the knowledge of the person signing the certification after making reasonable inquiry, no item of information contained in the information disclosure statement was known to any individual designated in 37 CFR 1.56(c) more than three months prior to the filing of the information disclosure statement. See 37 CFR 1.97(e)(2).

See attached certification statement.

The fee set forth in 37 CFR 1.17 (p) has been submitted herewith.

A certification statement is not submitted herewith.

SIGNATURE

A signature of the applicant or representative is required in accordance with CFR 1.33, 10.18. Please see CFR 1.4(d) for the form of the signature.

Signature	/Chadwick A. Jackson, #46,495/	Date (YYYY-MM-DD)	2011-03-14
Name/Print	Chadwick A. Jackson	Registration Number	46495

This collection of information is required by 37 CFR 1.97 and 1.98. The information is required to obtain or retain a benefit by the public which is to file (and by the USPTO to process) an application. Confidentiality is governed by 35 U.S.C. 122 and 37 CFR 1.14. This collection is estimated to take 1 hour to complete, including gathering, preparing and submitting the completed application form to the USPTO. Time will vary depending upon the individual case. Any comments on the amount of time you require to complete this form and/or suggestions for reducing this burden, should be sent to the Chief Information Officer, U.S. Patent and Trademark Office, U.S. Department of Commerce, P.O. Box 1450, Alexandria, VA 22313-1450. **DO NOT SEND FEES OR COMPLETED FORMS TO THIS ADDRESS. SEND TO: Commissioner for Patents, P.O. Box 1450, Alexandria, VA 22313-1450.**

Privacy Act Statement

The Privacy Act of 1974 (P.L. 93-579) requires that you be given certain information in connection with your submission of the attached form related to a patent application or patent. Accordingly, pursuant to the requirements of the Act, please be advised that: (1) the general authority for the collection of this information is 35 U.S.C. 2(b)(2); (2) furnishing of the information solicited is voluntary; and (3) the principal purpose for which the information is used by the U.S. Patent and Trademark Office is to process and/or examine your submission related to a patent application or patent. If you do not furnish the requested information, the U.S. Patent and Trademark Office may not be able to process and/or examine your submission, which may result in termination of proceedings or abandonment of the application or expiration of the patent.

The information provided by you in this form will be subject to the following routine uses:

1. The information on this form will be treated confidentially to the extent allowed under the Freedom of Information Act (5 U.S.C. 552) and the Privacy Act (5 U.S.C. 552a). Records from this system of records may be disclosed to the Department of Justice to determine whether the Freedom of Information Act requires disclosure of these records.
2. A record from this system of records may be disclosed, as a routine use, in the course of presenting evidence to a court, magistrate, or administrative tribunal, including disclosures to opposing counsel in the course of settlement negotiations.
3. A record in this system of records may be disclosed, as a routine use, to a Member of Congress submitting a request involving an individual, to whom the record pertains, when the individual has requested assistance from the Member with respect to the subject matter of the record.
4. A record in this system of records may be disclosed, as a routine use, to a contractor of the Agency having need for the information in order to perform a contract. Recipients of information shall be required to comply with the requirements of the Privacy Act of 1974, as amended, pursuant to 5 U.S.C. 552a(m).
5. A record related to an International Application filed under the Patent Cooperation Treaty in this system of records may be disclosed, as a routine use, to the International Bureau of the World Intellectual Property Organization, pursuant to the Patent Cooperation Treaty.
6. A record in this system of records may be disclosed, as a routine use, to another federal agency for purposes of National Security review (35 U.S.C. 181) and for review pursuant to the Atomic Energy Act (42 U.S.C. 218(c)).
7. A record from this system of records may be disclosed, as a routine use, to the Administrator, General Services, or his/her designee, during an inspection of records conducted by GSA as part of that agency's responsibility to recommend improvements in records management practices and programs, under authority of 44 U.S.C. 2904 and 2906. Such disclosure shall be made in accordance with the GSA regulations governing inspection of records for this purpose, and any other relevant (i.e., GSA or Commerce) directive. Such disclosure shall not be used to make determinations about individuals.
8. A record from this system of records may be disclosed, as a routine use, to the public after either publication of the application pursuant to 35 U.S.C. 122(b) or issuance of a patent pursuant to 35 U.S.C. 151. Further, a record may be disclosed, subject to the limitations of 37 CFR 1.14, as a routine use, to the public if the record was filed in an application which became abandoned or in which the proceedings were terminated and which application is referenced by either a published application, an application open to public inspections or an issued patent.
9. A record from this system of records may be disclosed, as a routine use, to a Federal, State, or local law enforcement agency, if the USPTO becomes aware of a violation or potential violation of law or regulation.

Electronic Patent Application Fee Transmittal

Application Number:				
Filing Date:				
Title of Invention:	WIRELESS INTELLIGENT PERSONAL SERVER			
First Named Inventor/Applicant Name:	EDWARD F. BACHNER, III			
Filer:	Chadwick A. Jackson/Alycia Johnson			
Attorney Docket Number:	5924-002-RE			
Filed as Large Entity				
ex parte reexam Filing Fees				
Description	Fee Code	Quantity	Amount	Sub-Total in USD(\$)
Basic Filing:				
Request for ex parte reexamination	1812	1	2520	2520
Pages:				
Claims:				
Miscellaneous-Filing:				
Petition:				
Patent-Appeals-and-Interference:				
Post-Allowance-and-Post-Issuance:				
Extension-of-Time:				

Description	Fee Code	Quantity	Amount	Sub-Total in USD(\$)
Miscellaneous:				
Total in USD (\$)				2520

Electronic Acknowledgement Receipt

EFS ID:	9649563
Application Number:	90011569
International Application Number:	
Confirmation Number:	6194
Title of Invention:	WIRELESS INTELLIGENT PERSONAL SERVER
First Named Inventor/Applicant Name:	EDWARD F. BACHNER, III
Customer Number:	78724
Filer:	Chadwick A. Jackson/Alycia Johnson
Filer Authorized By:	Chadwick A. Jackson
Attorney Docket Number:	5924-002-RE
Receipt Date:	14-MAR-2011
Filing Date:	
Time Stamp:	14:38:54
Application Type:	Reexam (Patent Owner)

Payment information:

Submitted with Payment	yes
Payment Type	Deposit Account
Payment was successfully received in RAM	\$2520
RAM confirmation Number	967
Deposit Account	504545
Authorized User	

The Director of the USPTO is hereby authorized to charge indicated fees and credit any overpayment as follows:

Charge any Additional Fees required under 37 C.F.R. Section 1.16 (National application filing, search, and examination fees)

Charge any Additional Fees required under 37 C.F.R. Section 1.17 (Patent application and reexamination processing fees)

Charge any Additional Fees required under 37 C.F.R. Section 1.19 (Document supply fees)

Charge any Additional Fees required under 37 C.F.R. Section 1.20 (Post Issuance fees)

Charge any Additional Fees required under 37 C.F.R. Section 1.21 (Miscellaneous fees and charges)

File Listing:

Document Number	Document Description	File Name	File Size(Bytes)/ Message Digest	Multi Part /.zip	Pages (if appl.)
1	Transmittal of New Application	reexam.PDF	23666966 52a994f9da4d58dc773811cf2be4d9a0db6e08b3	no	371

Warnings:

Information:

2	Copy of patent for which reexamination is requested	7149511.pdf	1212961 75bef9f4ed060ffd9efcb8d712e68fcc6dac8ecf	no	15
---	---	-------------	---	----	----

Warnings:

Information:

3	Information Disclosure Statement (IDS) Filed (SB/08)	IDSFORM.pdf	33774 20631b36c9eeb44afaeb20de40aa43d3cfbfed00	no	4
---	--	-------------	---	----	---

Warnings:

Information:

This is not an USPTO supplied IDS fillable form

4	NPL Documents	ExhibitC.pdf	106638 5a98d24c41ab7e274dab88434199dba270caef4	no	2
---	---------------	--------------	---	----	---

Warnings:

Information:

5	NPL Documents	ExhibitD.pdf	10941073 e5b06c0ecc77996bd6a351cd0788b56c443df2c3	no	190
---	---------------	--------------	--	----	-----

Warnings:

Information:

6	NPL Documents	ExhibitE.pdf	7607686 9600e6c8fddc508587b7ea9e5ad262e53378daf	no	122
---	---------------	--------------	--	----	-----

Warnings:

Information:

7	NPL Documents	ExhibitF.pdf	339094 7fcb5fe3d1431018a73620bc7fc2a1ffa14fb15	no	3
---	---------------	--------------	---	----	---

Warnings:

Information:

8	NPL Documents	ExhibitG.pdf	1925901	no	10
			78a27d597dfd6e4695b1a2d2d13c3c61e4ff c2042		
Warnings:					
Information:					
9	NPL Documents	ExhibitH.pdf	489386	no	3
			e20325bffb24627f52eaed50a160bbe50af 16ed		
Warnings:					
Information:					
10	NPL Documents	ExhibitI.pdf	636777	no	3
			8487c8bca77ccedfd764843a87ad8fcd41ec 1ff7		
Warnings:					
Information:					
11	Fee Worksheet (PTO-875)	fee-info.pdf	30131	no	2
			396e891d2010294ca486e0c3048d5b345e4 17240		
Warnings:					
Information:					
Total Files Size (in bytes):			46990387		

This Acknowledgement Receipt evidences receipt on the noted date by the USPTO of the indicated documents, characterized by the applicant, and including page counts, where applicable. It serves as evidence of receipt similar to a Post Card, as described in MPEP 503.

New Applications Under 35 U.S.C. 111


If a new application is being filed and the application includes the necessary components for a filing date (see 37 CFR 1.53(b)-(d) and MPEP 506), a Filing Receipt (37 CFR 1.54) will be issued in due course and the date shown on this Acknowledgement Receipt will establish the filing date of the application.


National Stage of an International Application under 35 U.S.C. 371

If a timely submission to enter the national stage of an international application is compliant with the conditions of 35 U.S.C. 371 and other applicable requirements a Form PCT/DO/EO/903 indicating acceptance of the application as a national stage submission under 35 U.S.C. 371 will be issued in addition to the Filing Receipt, in due course.

New International Application Filed with the USPTO as a Receiving Office


If a new international application is being filed and the international application includes the necessary components for an international filing date (see PCT Article 11 and MPEP 1810), a Notification of the International Application Number and of the International Filing Date (Form PCT/RO/105) will be issued in due course, subject to prescriptions concerning national security, and the date shown on this Acknowledgement Receipt will establish the international filing date of the application.

<i>Application Number</i> 	Application/Control No. 90/011,569	Applicant(s)/Patent Under Reexamination 7149511
	Examiner	Art Unit 3999

Index of Claims 	Application/Control No. 90011569	Applicant(s)/Patent Under Reexamination 7149511
	Examiner	Art Unit 3999

✓	Rejected	-	Cancelled	N	Non-Elected	A	Appeal
=	Allowed	÷	Restricted	I	Interference	O	Objected

<input type="checkbox"/> Claims renumbered in the same order as presented by applicant		<input type="checkbox"/> CPA		<input type="checkbox"/> T.D.		<input type="checkbox"/> R.1.47			
CLAIM		DATE							
Final	Original								
	80								


Reexamination 	Application/Control No. 90011569	Applicant(s)/Patent Under Reexamination 7149511
	Certificate Date	Certificate Number

Requester Correspondence Address:	<input type="checkbox"/> Patent Owner	<input checked="" type="checkbox"/> Third Party
CHADWICK A. JACKSON 1055 THOMAS JEFFERSON STREET N.W. SUITE 400 WASHINGTON, D.C. 20007		

LITIGATION REVIEW <input type="checkbox"/>	(examiner initials)	(date)
Case Name	Director Initials	

COPENDING OFFICE PROCEEDINGS	
TYPE OF PROCEEDING	NUMBER

--	--

Search Notes 	Application/Control No. 90011569	Applicant(s)/Patent Under Reexamination 7149511
	Examiner	Art Unit 3999

SEARCHED			
Class	Subclass	Date	Examiner
455	419		

SEARCH NOTES		
Search Notes	Date	Examiner

INTERFERENCE SEARCH			
Class	Subclass	Date	Examiner

--	--



UNITED STATES PATENT AND TRADEMARK OFFICE

UNITED STATES DEPARTMENT OF COMMERCE
 United States Patent and Trademark Office
 Address: COMMISSIONER FOR PATENTS
 P.O. Box 1450
 Alexandria, Virginia 22313-1450
 www.uspto.gov



Bib Data Sheet

CONFIRMATION NO. 6194

SERIAL NUMBER 90/011,569	FILING OR 371(c) DATE 03/14/2011 RULE	CLASS 455	GROUP ART UNIT 3992	ATTORNEY DOCKET NO. 5924-002-RE
------------------------------------	---	---------------------	-------------------------------	---

APPLICANTS
 7149511, Residence Not Provided;
 ROSETTA-WIRELESS CORPORATION(OWNER), ELMHURST, IL;
 PATENT OWNER, ELMHURST, IL;

**** CONTINUING DATA *******
 This application is a REX of 09/652,734 08/31/2000 PAT 7,149,511

**** FOREIGN APPLICATIONS *******

Foreign Priority claimed <input type="checkbox"/> yes <input type="checkbox"/> no	STATE OR COUNTRY	SHEETS DRAWING	TOTAL CLAIMS 80	INDEPENDENT CLAIMS 7
35 USC 119 (a-d) conditions met <input type="checkbox"/> yes <input type="checkbox"/> no <input type="checkbox"/> Met after Allowance				
Verified and Acknowledged	Examiner's Signature	Initials		

ADDRESS
 78724

TITLE
 WIRELESS INTELLIGENT PERSONAL SERVER

FILING FEE RECEIVED 2520	FEES: Authority has been given in Paper No. _____ to charge/credit DEPOSIT ACCOUNT No. _____ for following:	<input type="checkbox"/> All Fees
		<input type="checkbox"/> 1.16 Fees (Filing)
		<input type="checkbox"/> 1.17 Fees (Processing Ext. of time)
		<input type="checkbox"/> 1.18 Fees (Issue)
		<input type="checkbox"/> Other _____
		<input type="checkbox"/> Credit

Litigation Search Report CRU 3999

Reexam Control No. 90/011,569

TO: Examiner
Location: CRU
Art Unit: 3999
Date: 03/21/2011

From: Shanette Brown
Location: CRU 3999
MDW 07C71
Phone: (571) 272-6632
Shanett.Brown@uspto.gov

Search Notes

RE: 90/011,569 – **NO** Litigation was found for US Patent Number: 7,149,511

Sources:

- 1) I performed a KeyCite Search in Westlaw, which retrieves all history on the patent including any litigation.
- 2) I performed a search on the patent in Lexis CourtLink for any open dockets or closed cases.
- 3) I performed a search in Lexis in the Federal Courts and Administrative Materials databases for any cases found.
- 4) I performed a search in Lexis in the IP Journal and Periodicals database for any articles on the patent.
- 5) I performed a search in Lexis in the news databases for any articles about the patent or any articles about litigation on this patent.

Date of Printing: Mar 20, 2011

KEYCITE**C US PAT 7149511 WIRELESS INTELLIGENT PERSONAL SERVER, Assignee: Rosetta-Wireless Corporation (Dec 12, 2006)****History****Direct History**=> 1 **WIRELESS INTELLIGENT PERSONAL SERVER, US PAT 7149511, 2006 WL 3597408**
(U.S. PTO Utility Dec 12, 2006) (NO. 09/652734)**Patent Family**2 **A WIRELESS INTELLIGENT PERSONAL SERVER FOR ENABLING MOBILE WORKERS TO ACCESS UP-TO-DATE DATABASE FILES INCLUDES RECEIVING AND STORING A FILE VIA THE INTERNET AND A WIRELESS NETWORK, ACCESSED BY A COMPUTER OR WIRELESS TEL, Derwent World Patents Legal 2002-393794****Assignments**3 Action: ASSIGNMENT OF ASSIGNORS INTEREST (SEE DOCUMENT FOR DETAILS).
Number of Pages: 002, (DATE RECORDED: Jul 11, 2003)

4 Action: BILL OF SALE Number of Pages: 004, (DATE RECORDED: Jul 11, 2003)

5 Action: ASSIGNMENT OF ASSIGNORS INTEREST (SEE DOCUMENT FOR DETAILS).
Number of Pages: 005, (DATE RECORDED: Mar 19, 2001)**Prior Art (Coverage Begins 1976)****H** 6 APPARATUS AND METHOD FOR INTELLIGENT ROUTING OF DATA BETWEEN A REMOTE DEVICE AND A HOST SYSTEM, US PAT 6198920 Assignee: Padcom, Inc., (U.S. PTO Utility 2001)**H** 7 APPARATUS AND METHOD FOR TRANSPARENT WIRELESS COMMUNICATION BETWEEN A REMOTE DEVICE AND HOST SYSTEM, US PAT 6418324 Assignee: PADCOM, Incorporated, (U.S. PTO Utility 2002)**C** 8 COMMUNICATION SYSTEM AND METHOD, US PAT 6680923 Assignee: Calypso Wireless, Inc., (U.S. PTO Utility 2004)**C** 9 DATA COLLECTION AND DISSEMINATION SYSTEM, US PAT 6112206 Assignee: Intermec Technologies Corporation, (U.S. PTO Utility 2000)**H** 10 ELECTRONIC MAIL SYSTEM WITH RF COMMUNICATIONS TO MOBILE PROCESSORS, US PAT 6317592 Assignee: NTP Incorporated, (U.S. PTO Utility 2001)**H** 11 ELECTRONIC MAIL SYSTEM WITH RF COMMUNICATIONS TO MOBILE PROCESSORS,

- US PAT 6067451 Assignee: NTP Incorporated, (U.S. PTO Utility 2000)
- H** 12 ELECTRONIC MAIL SYSTEM WITH RF COMMUNICATIONS TO MOBILE PROCESSORS, US PAT 5625670 Assignee: NTP Incorporated, (U.S. PTO Utility 1997)
- H** 13 ELECTRONIC MAIL SYSTEM WITH RF COMMUNICATIONS TO MOBILE PROCESSORS ORIGINATING FROM OUTSIDE OF THE ELECTRONIC MAIL SYSTEM AND METHOD OF OPERATION THEREOF, US PAT 5438611 Assignee: NTP Incorporated, (U.S. PTO Utility 1995)
- P** 14 ELECTRONIC MAIL SYSTEM WITH RF COMMUNICATIONS TO MOBILE RADIOS, US PAT 5819172 Assignee: NTP Incorporated, (U.S. PTO Utility 1998)
- C** 15 ELECTRONIC SHOPPING SYSTEM UTILIZING A PROGRAM DOWNLOADABLE WIRELESS VIDEOPHONE, US PAT 6512919 Assignee: Fujitsu Limited, (U.S. PTO Utility 2003)
- C** 16 INTEGRATED COMMUNICATIONS ARCHITECTURE ON A MOBILE DEVICE, US PAT 6128661 Assignee: Microsoft Corporation, (U.S. PTO Utility 2000)
- C** 17 E-MAIL NOTIFICATION DEVICE, US PAT 6446118 Assignee: Designtech International, Inc., (U.S. PTO Utility 2002)
- C** 18 METHOD AND APPARATUS FOR PORTABLY PROVIDING SHARED REMOVABLE RESOURCES TO A PLURALITY OF COMPUTING DEVICES, US PAT 6003068 Assignee: Electronic Data Systems Corporation, (U.S. PTO Utility 1999)
- C** 19 METHOD AND APPARATUS FOR PROVIDING MOBILE AND OTHER INTERMITTENT CONNECTIVITY IN A COMPUTING ENVIRONMENT, US PAT 6546425 Assignee: Netmotion Wireless, Inc., (U.S. PTO Utility 2003)
- C** 20 METHOD AND APPARATUS FOR PROVIDING A 3- WAY CONNECTION BETWEEN A MOBILE COMPUTING DEVICE, A STATIONARY COMPUTING DEVICE AND A COMPUTER NETWORK, US PAT 5953507 Assignee: International Business Machines, (U.S. PTO Utility 1999)
- C** 21 METHOD AND APPARATUS FOR REMOTELY PROGRAMMING A MOBILE DATA TELEPHONE SET, US PAT 5297192 Assignee: AT&T Bell Laboratories, (U.S. PTO Utility 1994)
- C** 22 METHOD AND SYSTEM FOR CONNECTING COMMUNICATION DEVICES UTILIZING CONNECTION INFORMATION OBTAINED FROM A SERVER ON A NETWORK, US PAT 6317793 Assignee: International Business Machines, (U.S. PTO Utility 2001)
- C** 23 METHOD OF OPERATING A PORTABLE COMMUNICATION DEVICE, US PAT 6198941 Assignee: Lucent Technologies Inc., (U.S. PTO Utility 2001)
- C** 24 MOBILE COMPUTER SYSTEM DESIGNED FOR WIRELESS COMMUNICATION EXPANSION, US PAT 6516202 Assignee: Handspring, Inc., (U.S. PTO Utility 2003)
- C** 25 MOBILE DOCUMENT PAGING SERVICE, US PAT 6430601 Assignee: Xerox Corporation, (U.S. PTO Utility 2002)
- C** 26 MULTI-USER FLASH ROM UPDATE, US PAT 6279153 Assignee: NEC Corporation, (U.S. PTO Utility 2001)
- C** 27 NETWORK PROTOCOL METHOD, ACCESS POINT DEVICE AND PERIPHERAL DEVICES FOR PROVIDING FOR AN EFFICIENT CENTRALLY COORDINATED PEER-

- TO-PEER WIRELESS COMMUNICATIONS NETWORK, US PAT 6058106 Assignee: Motorola, Inc., (U.S. PTO Utility 2000)
- C** 28 OVERCHARGE PROTECTION CIRCUITRY FOR RECHARGEABLE BATTERY PACK, US PAT 5867008 Assignee: Double-Time Battery Corporation, (U.S. PTO Utility 1999)
- C** 29 PERSONAL DIGITAL ASSISTANT WITH WIRELESS TELEPHONE, US PAT 6434403 Assignee: Bodycom, Inc., (U.S. PTO Utility 2002)
- C** 30 PERSONAL STORAGE DEVICE FOR APPLICATION AND DATA TRANSFER, US PAT 5982520 Assignee: Xerox Corporation, (U.S. PTO Utility 1999)
- C** 31 PORTABLE HANDHELD TERMINAL, US PAT 4916441 Assignee: CliniCom Incorporated, (U.S. PTO Utility 1990)
- C** 32 RADIO PHONE APPARATUS HAVING COMPACT CORDLESS EXTENSION UNIT, US PAT 5754625 Assignee: NEC Corporation, (U.S. PTO Utility 1998)
- C** 33 SYSTEM AND METHOD FOR INTERACTION BETWEEN ONE OR MORE DESKTOP COMPUTERS AND ONE OR MORE MOBILE DEVICES, US PAT 6272545 Assignee: Microsoft Corporation, (U.S. PTO Utility 2001)
- C** 34 SYSTEM AND METHOD FOR PUSHING CALENDAR EVENT MESSAGES FROM A HOST SYSTEM TO A MOBILE DATA COMMUNICATION DEVICE, US PAT 6463463 Assignee: Research In Motion Limited, (U.S. PTO Utility 2002)
- C** 35 SYSTEM AND METHOD FOR PUSHING INFORMATION FROM A HOST SYSTEM TO A MOBILE DATA COMMUNICATION DEVICE, US PAT 6701378 Assignee: Research in Motion Limited, (U.S. PTO Utility 2004)
- C** 36 SYSTEM AND METHOD FOR PUSHING INFORMATION FROM A HOST SYSTEM TO A MOBILE DATA COMMUNICATION DEVICE, US PAT 6463464 Assignee: Research in Motion Limited, (U.S. PTO Utility 2002)
- C** 37 SYSTEM AND METHOD FOR PUSHING INFORMATION FROM A HOST SYSTEM TO A MOBILE DATA COMMUNICATION DEVICE, US PAT 6401113 Assignee: Research In Motion Limited, (U.S. PTO Utility 2002)
- H** 38 SYSTEM AND METHOD FOR PUSHING INFORMATION FROM A HOST SYSTEM TO A MOBILE DATA COMMUNICATION DEVICE, US PAT 6389457 Assignee: Research In Motion Limited, (U.S. PTO Utility 2002)
- C** 39 SYSTEM AND METHOD FOR REDIRECTING MESSAGE ATTACHMENTS BETWEEN A HOST SYSTEM AND A MOBILE DATA COMMUNICATION DEVICE, US PAT 6438585 Assignee: Research In Motion Limited, (U.S. PTO Utility 2002)
- C** 40 SYSTEM FOR DELIVERING DATA CONTENT OVER A LOW BIT RATE TRANSMISSION CHANNEL, US PAT 6311058 Assignee: Microsoft Corporation, (U.S. PTO Utility 2001)
- H** 41 SYSTEM FOR INTERCONNECTING ELECTRONIC MAIL SYSTEMS BY RF COMMUNICATIONS AND METHOD OF OPERATION THEREOF, US PAT 5479472 Assignee: NTP Incorporated, (U.S. PTO Utility 1995)
- C** 42 SYSTEM FOR TRANSMITTING DATA FILES BETWEEN COMPUTERS IN A WIRELESS ENVIRONMENT UTILIZING A FILE TRANSFER AGENT EXECUTING ON HOST SYSTEM, US PAT 5802312 Assignee: Research in Motion Limited, (U.S. PTO Utility 1998)

- C** 43 SYSTEM HAVING WIRELESS INTERFACE DEVICE FOR STORING COMPRESSED PRE-DETERMINED PROGRAM FILES RECEIVED FROM A REMOTE HOST AND COMMUNICATING WITH THE REMOTE HOST VIA WIRELESS LINK, US PAT 6108727 Assignee: Packard Bell NEC, (U.S. PTO Utility 2000)
- C** 44 WIRELESS MOBILE DEVICES HAVING IMPROVED OPERATION DURING NETWORK UNAVAILABILITY, US PAT 6721288 Assignee: Openwave Systems Inc., (U.S. PTO Utility 2004)
- C** 45 WIRELESS REMOTE SYNCHRONIZATION OF DATA BETWEEN PC AND PDA, US PAT 6034621 Assignee: Lucent Technologies, Inc., (U.S. PTO Utility 2000)

LexisNexis CourtLink

[My Briefcase](#) | [Order Runner Documents](#) | [Available Courts](#) | [Total Litiqator](#) | [Lexis.com](#) | [Sign Out](#) | [Learning Center](#)
Welcome, Shanette Brown

Single Search - with Terms and Connectors

Enter keywords - Search multiple dockets & documents

Search

[View Demo](#)
[Search Tips](#)

[My CourtLink](#) [Search](#) [Dockets & Documents](#) [Track](#) [Alert](#) [Strategic Profiles](#) [My Account](#)




[Search](#) > [Patent Search](#) > Searching

Patent Search 7149511 3/20/2011

No cases found.

[Return to Search](#)

(Charges for search still apply)

 [About LexisNexis](#) | [Terms & Conditions](#) | [Pricing](#) | [Privacy](#) | [Customer Support - 1-888-311-1966](#)
Copyright © 2011 LexisNexis®. All rights reserved.

My Lexis™	Search	Get a Document	Shepard's®	More	History	Alerts
------------------	---------------	-----------------------	-------------------	-------------	----------------	---------------

All [Add/Edit Subtabs](#)

Command Searching > Utility, Design and Plant Patents [i](#)

Search [View Tutorial](#) | [Help](#)

Select Search Type and Enter Search Terms

Terms & Connectors	PATNO=7149511	<input type="checkbox"/> Suggest terms for my search <input type="checkbox"/> Check spelling	<input type="button" value="Search"/>
Natural Language			
Easy Search™			
Semantic Search What's this?			

Restrict by Document Segment

Select a document segment, enter search terms for the segment, then click Add.

Select a Segment <input type="button" value="v"/>		<input type="button" value="Add"/> <input type="button" value="▲"/>
---	--	---

Note: Segment availability differs between sources. Segments may not be applied consistently across sources.


Restrict by Date

No Date Restrictions From To [Date formats...](#)

<p>Search Connectors</p> <table style="width: 100%;"> <tr> <td>and</td><td>and</td><td>w/p</td><td>in same paragraph</td> </tr> <tr> <td>or</td><td>or</td><td>w/seg</td><td>in same segment</td> </tr> <tr> <td>w/N</td><td>within N words</td><td>w/s</td><td>in same sentence</td> </tr> <tr> <td>pre/N</td><td>precedes by N words</td><td>and not</td><td>and not</td> </tr> </table> <p>More Connectors & Commands...</p>	and	and	w/p	in same paragraph	or	or	w/seg	in same segment	w/N	within N words	w/s	in same sentence	pre/N	precedes by N words	and not	and not	<p>How Do I...?</p> <p>Combine sources? Restrict by date? Restrict by document segment? Use wildcards as placeholders for one or more characters in a search term?</p> <p>View Tutorials</p>
and	and	w/p	in same paragraph														
or	or	w/seg	in same segment														
w/N	within N words	w/s	in same sentence														
pre/N	precedes by N words	and not	and not														

In

My Lexis™	Search	Get a Document	Shepard's®	More	History	Alerts
---------------------------	------------------------	--------------------------------	----------------------------	----------------------	-------------------------	------------------------

FOCUS™ Terms Search Within Using Semantic Concepts What's this? 



Advanced...

[View Tutorial](#)Source: [Command Searching > Utility, Design and Plant Patents](#) Terms: **PATNO=7149511** ([Edit Search](#) | [Suggest Terms for My Search](#))

652734 (09) 7149511 December 12, 2006

UNITED STATES PATENT AND TRADEMARK OFFICE GRANTED PATENT

7149511[Get Drawing Sheet 1 of 3](#)[Access PDF of Official Patent *](#)[Order Patent File History / Wrapper from REEDFAX®](#)[Link to Claims Section](#)

December 12, 2006

Wireless intelligent personal server

APPL-NO: 652734 (09)**FILED-DATE:** August 31, 2000**GRANTED-DATE:** December 12, 2006**ASSIGNEE-PRE-ISSUE:**

March 19, 2001 - ASSIGNMENT OF ASSIGNORS INTEREST (SEE DOCUMENT FOR DETAILS)., DOUBLE-TIME CORPORATION, 110 EAST SCHILLER STREET, SUITE 203, ELMHURST, ILLINOIS, UNITED STATES OF AMERICA (US), 60126, Reel and Frame Number: 011623/0659

July 11, 2003 - BILL OF SALE, CMM L.L.C., 110 E. SCHILLER ST., STE. 204, ELMHURST, ILLINOIS, UNITED STATES OF AMERICA (US), 60126, Reel and Frame Number: 013796/0225

July 11, 2003 - ASSIGNMENT OF ASSIGNORS INTEREST (SEE DOCUMENT FOR DETAILS)., ROSETTA-WIRELESS CORPORATION, 110 E. SCHILLER ST., SUITE 202, ELMHURST, ILLINOIS, UNITED STATES OF AMERICA (US), 60126, Reel and Frame Number: 013794/0375

ASSIGNEE-AT-ISSUE:

Rosetta-Wireless Corporation, Oakbrook Terrace, ILLINOIS, United States of America (US), United States company or corporation (02)

CORE TERMS: wireless, display, network, memory, wireless telephone, electronic, user, stored, downstream, channel, server, transmission, intelligent, digital, interface, update, wireless communications, receiver, upstream, acknowledgement, external, e-mail, machine language, transmitted, computer, database, message, electrical, send, port

NO-OF-CLAIMS: 80Source: [Command Searching > Utility, Design and Plant Patents](#) Terms: **PATNO=7149511** ([Edit Search](#) | [Suggest Terms for My Search](#))

View: Custom

Segments: Assignee, Cert-correction, Lit-reex, No-of-claims, Patno, Reexam-litigate, Reissue

Date/Time: Sunday, March 20, 2011 - 9:33 AM EDT

In

About LexisNexis | Privacy Policy | Terms & Conditions | Contact Us
Copyright © 2011 LexisNexis, a division of Reed Elsevier Inc. All rights reserved.

My Lexis™	Search	Get a Document	Shepard's®	More	History	Alerts
------------------	---------------	-----------------------	-------------------	-------------	----------------	---------------

All Add/Edit Subtabs

Command Searching > Patent Cases from Federal Courts and Administrative Materials

Search View Tutorial | Help

Select Search Type and Enter Search Terms

Terms & Connectors	7149511 OR 7,149,511	<input type="button" value="Suggest terms for my search"/>
Natural Language		<input type="button" value="Search"/>
Easy Search™		<input type="button" value="Check spelling"/>

Restrict by Document Segment

Select a document segment, enter search terms for the segment, then click Add.

Note: Segment availability differs between sources. Segments may not be applied consistently across sources.

Restrict by Date

No Date Restrictions From To Date formats...

<p>Search Connectors</p> <table border="0"> <tr> <td>and</td><td>and</td><td>w/p</td><td>in same paragraph</td> </tr> <tr> <td>or</td><td>or</td><td>w/seg</td><td>in same segment</td> </tr> <tr> <td>w/N</td><td>within N words</td><td>w/s</td><td>in same sentence</td> </tr> <tr> <td>pre/N</td><td>precedes by N words</td><td>and not</td><td>and not</td> </tr> </table> <p>More Connectors & Commands...</p>	and	and	w/p	in same paragraph	or	or	w/seg	in same segment	w/N	within N words	w/s	in same sentence	pre/N	precedes by N words	and not	and not	<p>How Do I...?</p> <p>Combine sources? Restrict by date? Restrict by document segment? Use wildcards as placeholders for one or more characters in a search term?</p> <p>View Tutorials</p>
and	and	w/p	in same paragraph														
or	or	w/seg	in same segment														
w/N	within N words	w/s	in same sentence														
pre/N	precedes by N words	and not	and not														

In

About LexisNexis | Privacy Policy | Terms & Conditions | Contact Us
Copyright © 2011 LexisNexis, a division of Reed Elsevier Inc. All rights reserved.

No Documents Found
<p>No documents were found for your search terms "7149511 OR 7,149,511"</p> <p>Click "Save this search as an Alert" to schedule your search to run in the future.</p> <p>- OR -</p> <p>Click "Edit Search" to return to the search form and modify your search.</p> <p>Suggestions:</p> <ul style="list-style-type: none">● Check for spelling errors.● Remove some search terms.● Use more common search terms, such as those listed in "Suggested Words and Concepts."● Use a less restrictive date range. <p>Save this Search as an Alert Edit Search</p>

In

[About LexisNexis](#) | [Privacy Policy](#) | [Terms & Conditions](#) | [Contact Us](#)
Copyright © 2011 LexisNexis, a division of Reed Elsevier Inc. All rights reserved.

My Lexis™	Search	Get a Document	Shepard's®	More	History	Alerts
------------------	---------------	-----------------------	-------------------	-------------	----------------	---------------

All [Add/Edit Subtabs](#)

Command Searching > Patent, Trademark & Copyright Periodicals, Combined [i](#)

Search [View Tutorial](#) | [Help](#)

Select Search Type and Enter Search Terms

Terms & Connectors	7149511 OR 7,149,511	<input type="checkbox"/> Suggest terms for my search	<input type="button" value="Search"/>
<input type="checkbox"/> Natural Language		<input type="checkbox"/> Check spelling	
<input type="checkbox"/> Easy Search™			

Restrict by Document Segment

Select a document segment, enter search terms for the segment, then click Add.

Note: Segment availability differs between sources. Segments may not be applied consistently across sources.

Restrict by Date

From To [Date formats...](#)

<p>Search Connectors</p> <table border="0"> <tr> <td>and</td><td>and</td><td>w/p</td><td>in same paragraph</td> </tr> <tr> <td>or</td><td>or</td><td>w/seg</td><td>in same segment</td> </tr> <tr> <td>w/N</td><td>within N words</td><td>w/s</td><td>in same sentence</td> </tr> <tr> <td>pre/N</td><td>precedes by N words</td><td>and not</td><td>and not</td> </tr> </table> <p>More Connectors & Commands...</p>	and	and	w/p	in same paragraph	or	or	w/seg	in same segment	w/N	within N words	w/s	in same sentence	pre/N	precedes by N words	and not	and not	<p>How Do I...?</p> <p>Combine sources? Restrict by date? Restrict by document segment? Use wildcards as placeholders for one or more characters in a search term?</p> <p>View Tutorials</p>
and	and	w/p	in same paragraph														
or	or	w/seg	in same segment														
w/N	within N words	w/s	in same sentence														
pre/N	precedes by N words	and not	and not														

In

<p>No Documents Found</p> <p>No documents were found for your search terms "7149511 OR 7,149,511"</p> <p>Click "Save this search as an Alert" to schedule your search to run in the future.</p> <p>- OR -</p> <p>Click "Edit Search" to return to the search form and modify your search.</p> <p>Suggestions:</p> <ul style="list-style-type: none">● Check for spelling errors.● Remove some search terms.● Use more common search terms, such as those listed in "Suggested Words and Concepts."● Use a less restrictive date range. <p> Save this Search as an Alert Edit Search </p>
--

In

[About LexisNexis](#) | [Privacy Policy](#) | [Terms & Conditions](#) | [Contact Us](#)
Copyright © 2011 LexisNexis, a division of Reed Elsevier Inc. All rights reserved.

My Lexis™	Search	Get a Document	Shepard's®	More	History	Alerts
------------------	---------------	-----------------------	-------------------	-------------	----------------	---------------

All Add/Edit Subtabs

Command Searching > News, All (English, Full Text)

Search View Tutorial | Help

Select Search Type and Enter Search Terms

Terms & Connectors	7149511 OR 7,149,511	<input type="button" value="Search"/>
Natural Language		Suggest terms for my search
Easy Search™		Check spelling

Restrict by Document Segment

Select a document segment, enter search terms for the segment, then click Add.

Select a Segment	<input type="text"/>	<input type="button" value="Add ^"/>
------------------	----------------------	--------------------------------------

Note: Segment availability differs between sources. Segments may not be applied consistently across sources.

Restrict by Date


No Date Restrictions From To Date formats...

<p>Search Connectors</p> <table border="0"> <tr> <td>and</td> <td>and</td> <td>w/p</td> <td>in same paragraph</td> </tr> <tr> <td>or</td> <td>or</td> <td>w/seg</td> <td>in same segment</td> </tr> <tr> <td>w/N</td> <td>within N words</td> <td>w/s</td> <td>in same sentence</td> </tr> <tr> <td>pre/N</td> <td>precedes by N words</td> <td>and not</td> <td>and not</td> </tr> </table> <p>More Connectors & Commands...</p>	and	and	w/p	in same paragraph	or	or	w/seg	in same segment	w/N	within N words	w/s	in same sentence	pre/N	precedes by N words	and not	and not	<p>How Do I...?</p> <p>Combine sources? Restrict by date? Restrict by document segment? Use wildcards as placeholders for one or more characters in a search term?</p> <p>View Tutorials</p>
and	and	w/p	in same paragraph														
or	or	w/seg	in same segment														
w/N	within N words	w/s	in same sentence														
pre/N	precedes by N words	and not	and not														

In

My Lexis™	Search	Get a Document	Shepard's®	More		History	Alerts
------------------	---------------	-----------------------	-------------------	-------------	--	----------------	---------------

FOCUS™ Terms Search Within   [Advanced...](#) [View Tutorial](#)

Source: **Command Searching > News, All (English, Full Text)** 

Terms: **7149511 OR 7,149,511** ([Edit Search](#) | [Suggest Terms for My Search](#))

Illinois, California Inventors Develop Wireless Intelligent Personal Server US Fed News December 16, 2006 Saturday 4:38 AM EST

Copyright 2006 HT Media Ltd.
All Rights Reserved
US Fed News

December 16, 2006 Saturday 4:38 AM EST

LENGTH: 371 words

HEADLINE: Illinois, California Inventors Develop Wireless Intelligent Personal Server

BYLINE: US Fed News

DATELINE: Alexandria, Va.

BODY:

ALEXANDRIA, Va., Dec. 16 -- Edward F. Bachner III of Lockport, Ill., and Xin Du of Bartlett, Ill., and John Major of Rancho Santa Fe, Calif., have developed a wireless intelligent personal network server.

According to the U.S. Patent & Trademark Office: "A wireless intelligent personal server includes a radio frequency (RF) receiver, a memory for storing electronic files, a set of embedded machine language instructions, a central processing unit (CPU), a first interface for a display device, such as a personal digital assistant, and a second interface for a wireless telephone. The RF receiver receives downstream data transmitted over a downstream wireless communications channel. The CPU executes the machine language instructions to process the downstream data and, thereby, either update an existing target electronic file stored in the memory, so that the target electronic file reflects changes made to a source electronic file, or create a new electronic file in the memory."

An abstract of the invention, released by the Patent Office, said: "A display device may be brought into communication with the wireless intelligent personal server, via the first interface, to access the electronic files stored in the memory. The wireless intelligent personal server may also transmit an upstream signal over an upstream wireless communication channel, such as by using a wireless telephone, in communication via the second interface. The upstream signal may acknowledge receipt of the downstream data, or it may include upstream data reflecting changes to the electronic files stored in the memory made by the display device."

The inventors were issued U.S. Patent No. **7,149,511** on Dec. 12.

The patent has been assigned to Rosetta-Wireless Corp., Oakbrook Terrace, Ill.

The original application was filed on Aug. 31, 2000, and is available at:

<http://patft.uspto.gov/netacgi/nph-Parser?Sect1=PTO1&Sect2=HITOFF&d=PALL&p=1&u=%2Fnetacgi%2FPTO%2Fsrchnum.htm&r=1&f=G&l=50&s1=7,149,511.PN.&OS=PN/7,149,511&RS=PN/7,149,511>.

For more information about US Fed News federal patent awards please contact: Myron Struck, Managing

Editor/US Bureau, US Fed News, Direct: 703/866-4708, Cell: 703/304-1897, Myron@targetednews.com.

LOAD-DATE: December 16, 2006

Source: **Command Searching > News, All (English, Full Text)** [i](#)

Terms: **7149511 OR 7,149,511** (Edit Search | Suggest Terms for My Search)

View: Full

Date/Time: Sunday, March 20, 2011 - 9:36 AM EDT

In

[About LexisNexis](#) | [Privacy Policy](#) | [Terms & Conditions](#) | [Contact Us](#)
Copyright © 2011 LexisNexis, a division of Reed Elsevier Inc. All rights reserved.

IN THE UNITED STATES PATENT AND TRADEMARK OFFICE

In re patent application:

Edward F. Bachner, III et al.

Serial No.: 90/011,569

: Art Unit:

Filed:

: Examiner:

Title: WIRELESS INTELLIGENT PERSONAL SERVER

POWER OF ATTORNEY BY ASSIGNEE AND REVOCATION OF PREVIOUS POWERS

Under the provisions of 37 C.F.R. § 3.71, ROSETTA-WIRELESS CORPORATION, the undersigned assignee of record of the entire interest in the above-identified patent/patent application by virtue of an assignment recorded (check as applicable):

Concurrently Herewith
 Date Recorded: July 11, 2003
 Reel / Frame: 013794/0375

elects to conduct the prosecution of the application/maintenance of the patent to the exclusion of the inventor(s). The undersigned hereby declares that he has reviewed the above-referenced assignment and hereby declares that, to the best of his knowledge, title is in the Assignee, and further declares that all statements made herein of his own knowledge are true and that all statements made on information and belief are believed to be true. The assignee hereby revokes any previous powers of attorney and appoints the following to prosecute this application/maintain this patent and transact all business in the Patent and Trademark Office connected therewith:

Practitioners associated with Customer Number 78724


all of Murphy & King, P.C. having an address of 1055 Thomas Jefferson St., N.W., Suite 400, Washington, D.C. 20007. In addition, please direct all communications to:

CUSTOMER NUMBER 78724
Murphy & KING, P.C.
1055 Thomas Jefferson St., N.W., Suite 400
Washington, D.C. 20007
(202) 403-2100 Telephone (202) 429-4380 Facsimile

The above-identified attorneys are now to be indicated to have the full power to prosecute the captioned application before the U.S. Patent and Trademark Office.

Assignee of Interest:
ROSETTA-WIRELESS CORPORATION

Dated: 21 March 2011

By: 
Edward F. Bachner, III; **President**

Electronic Acknowledgement Receipt

EFS ID:	9708495
Application Number:	90011569
International Application Number:	
Confirmation Number:	6194
Title of Invention:	WIRELESS INTELLIGENT PERSONAL SERVER
First Named Inventor/Applicant Name:	EDWARD F. BACHNER, III
Correspondence Address:	- - - - - - -
Filer:	Chadwick A. Jackson/Alycia Johnson
Filer Authorized By:	Chadwick A. Jackson
Attorney Docket Number:	5924-002-RE
Receipt Date:	22-MAR-2011
Filing Date:	
Time Stamp:	14:17:02
Application Type:	Reexam (Patent Owner)

Payment information:

Submitted with Payment	no
------------------------	----

File Listing:

Document Number	Document Description	File Name	File Size(Bytes)/ Message Digest	Multi Part /.zip	Pages (if appl.)
1	Power of Attorney	90011569.pdf	182945 <small>2118d2e24657bdddd2f3fb2e9c27cf6dca075093c</small>	no	1

Warnings:

Information:

Total Files Size (in bytes):	182945
-------------------------------------	--------

This Acknowledgement Receipt evidences receipt on the noted date by the USPTO of the indicated documents, characterized by the applicant, and including page counts, where applicable. It serves as evidence of receipt similar to a Post Card, as described in MPEP 503.

New Applications Under 35 U.S.C. 111

If a new application is being filed and the application includes the necessary components for a filing date (see 37 CFR 1.53(b)-(d) and MPEP 506), a Filing Receipt (37 CFR 1.54) will be issued in due course and the date shown on this Acknowledgement Receipt will establish the filing date of the application.

National Stage of an International Application under 35 U.S.C. 371

If a timely submission to enter the national stage of an international application is compliant with the conditions of 35 U.S.C. 371 and other applicable requirements a Form PCT/DO/EO/903 indicating acceptance of the application as a national stage submission under 35 U.S.C. 371 will be issued in addition to the Filing Receipt, in due course.

New International Application Filed with the USPTO as a Receiving Office

If a new international application is being filed and the international application includes the necessary components for an international filing date (see PCT Article 11 and MPEP 1810), a Notification of the International Application Number and of the International Filing Date (Form PCT/RO/105) will be issued in due course, subject to prescriptions concerning national security, and the date shown on this Acknowledgement Receipt will establish the international filing date of the application.



UNITED STATES PATENT AND TRADEMARK OFFICE

UNITED STATES DEPARTMENT OF COMMERCE
United States Patent and Trademark Office
Address: COMMISSIONER FOR PATENTS
P.O. Box 1450
Alexandria, Virginia 22313-1450
www.uspto.gov

REEXAM CONTROL NUMBER	FILING OR 371 (c) DATE	PATENT NUMBER
90/011,569	03/14/2011	7149511

CONFIRMATION NO. 6194
REEXAMINATION REQUEST
NOTICE



Date Mailed: 03/24/2011

NOTICE OF REEXAMINATION REQUEST FILING DATE

(Third Party Requester)

Requester is hereby notified that the filing date of the request for reexamination is 03/14/2011, the date that the filing requirements of 37 CFR § 1.510 were received.

A decision on the request for reexamination will be mailed within three months from the filing date of the request for reexamination. (See 37 CFR 1.515(a)).

A copy of the Notice is being sent to the person identified by the requester as the patent owner. Further patent owner correspondence will be the latest attorney or agent of record in the patent file. (See 37 CFR 1.33). Any paper filed should include a reference to the present request for reexamination (by Reexamination Control Number).

cc: Patent Owner
78724
Murphy & King Professional Corporation
1055 Thomas Jefferson Street, NW
Suite 400
WASHINGTON, DC 20007

/sdstevenson/

Legal Instruments Examiner
Central Reexamination Unit 571-272-7705; FAX No. 571-273-9900



UNITED STATES PATENT AND TRADEMARK OFFICE

UNITED STATES DEPARTMENT OF COMMERCE
United States Patent and Trademark Office
Address: COMMISSIONER FOR PATENTS
P.O. Box 1450
Alexandria, Virginia 22313-1450
www.uspto.gov

APPLICATION NUMBER	FILING OR 371(C) DATE	FIRST NAMED APPLICANT	ATTY. DOCKET NO./TITLE
90/011,569	03/14/2011	7149511	5924-002-RE

CONFIRMATION NO. 6194

POA ACCEPTANCE LETTER

78724
Murphy & King Professional Corporation
1055 Thomas Jefferson Street, NW
Suite 400
WASHINGTON, DC 20007



Date Mailed: 03/24/2011

NOTICE OF ACCEPTANCE OF POWER OF ATTORNEY

This is in response to the Power of Attorney filed 03/22/2011.

The Power of Attorney in this application is accepted. Correspondence in this application will be mailed to the above address as provided by 37 CFR 1.33.

/sdstevenson/

Office of Data Management, Application Assistance Unit (571) 272-4000, or (571) 272-4200, or 1-888-786-0101



UNITED STATES PATENT AND TRADEMARK OFFICE

UNITED STATES DEPARTMENT OF COMMERCE
United States Patent and Trademark Office
Address: COMMISSIONER FOR PATENTS
P.O. Box 1450
Alexandria, Virginia 22313-1450
www.uspto.gov

REEXAM CONTROL NUMBER	FILING OR 371 (c) DATE	PATENT NUMBER
90/011,569	03/14/2011	7149511

CONFIRMATION NO. 6194
REEXAM ASSIGNMENT NOTICE

78724
Murphy & King Professional Corporation
1055 Thomas Jefferson Street, NW
Suite 400
WASHINGTON, DC 20007



Date Mailed: 03/24/2011

NOTICE OF ASSIGNMENT OF REEXAMINATION REQUEST

The above-identified request for reexamination has been assigned to Art Unit 3992. All future correspondence to the proceeding should be identified by the control number listed above and directed to the assigned Art Unit.

A copy of this Notice is being sent to the latest attorney or agent of record in the patent file or to all owners of record. (See 37 CFR 1.33(c)). If the addressee is not, or does not represent, the current owner, he or she is required to forward all communications regarding this proceeding to the current owner(s). An attorney or agent receiving this communication who does not represent the current owner(s) may wish to seek to withdraw pursuant to 37 CFR 1.36 in order to avoid receiving future communications. If the address of the current owner(s) is unknown, this communication should be returned within the request to withdraw pursuant to Section 1.36.

cc: Third Party Requester(if any)

/sdstevenson/

Legal Instruments Examiner
Central Reexamination Unit 571-272-7705; FAX No. 571-273-9900



UNITED STATES PATENT AND TRADEMARK OFFICE

UNITED STATES DEPARTMENT OF COMMERCE
United States Patent and Trademark Office
Address: COMMISSIONER FOR PATENTS
P.O. Box 1450
Alexandria, Virginia 22313-1450
www.uspto.gov

APPLICATION NUMBER	FILING OR 371(C) DATE	FIRST NAMED APPLICANT	ATTY. DOCKET NO./TITLE
90/011,569	03/14/2011	7149511	5924-002-RE

CONFIRMATION NO. 6194

POWER OF ATTORNEY NOTICE

64770
Momkus McCluskey, LLC
1001 Warrenville Road, Suite 500
Lisle, IL 60532



Date Mailed: 03/24/2011

NOTICE REGARDING CHANGE OF POWER OF ATTORNEY

This is in response to the Power of Attorney filed 03/22/2011.

- The Power of Attorney to you in this application has been revoked by the assignee who has intervened as provided by 37 CFR 3.71. Future correspondence will be mailed to the new address of record(37 CFR 1.33).

/sdstevenson/

Office of Data Management, Application Assistance Unit (571) 272-4000, or (571) 272-4200, or 1-888-786-0101

Patent Assignment Abstract of Title

Total Assignments: 3

Application #: 02652734

Filing Dt: 08/31/2000

Patent #: 7149511

Issue Dt: 12/12/2006

PCT #: NONE

Publication #: NONE

Pub Dt:

Inventors: Edward F. Bachner III, John Major, Xin Du

Title: WIRELESS INTELLIGENT PERSONAL SERVER

Assignment: 1

Reel/Frame: 011623 / 0659

Received: 03/30/2001

Recorded: 03/19/2001

Mailed: 06/04/2001

Pages: 5

Conveyance: ASSIGNMENT OF ASSIGNORS INTEREST (SEE DOCUMENT FOR DETAILS).

Assignors: BACHNER III, EDWARD F.

MAJOR, JOHN

DU, XIN

Exec Dt: 08/31/2000

Exec Dt: 08/31/2000

Exec Dt: 08/31/2000

Assignee: DOUBLE-TIME CORPORATION

SUITE 203

110 EAST SCHILLER STREET

ELMHURST, ILLINOIS 60126

Correspondent: MCDONNELL BOEHNEN ET AL

RICHARD A. MACHONKIN

300 SOUTH WACKER DRIVE

SUITE 3200

CHICAGO, IL 60606

Assignment: 2

Reel/Frame: 013796 / 0225

Received: 07/11/2003

Recorded: 07/11/2003

Mailed: 07/15/2003

Pages: 4

Conveyance: BILL OF SALE

Assignor: DOUBLE-TIME CORPORATION

Assignee: CMM L.L.C.

110 E. SCHILLER ST., STE. 204

ELMHURST, ILLINOIS 60126

Exec Dt: 04/24/2001

Correspondent: MCDONNELL, BOEHNEN, HULBERT, ET AL.

RICHARD A. MACHONKIN

300 SOUTH WACKER DRIVE

SUITE 3200

CHICAGO, IL 60606

Assignment: 3

Reel/Frame: 013794 / 0375

Received: 07/11/2003

Recorded: 07/11/2003

Mailed: 07/14/2003

Pages: 2

Conveyance: ASSIGNMENT OF ASSIGNORS INTEREST (SEE DOCUMENT FOR DETAILS).

Assignor: CMM LLC

Assignee: ROSETTA-WIRELESS CORPORATION

110 E. SCHILLER ST., SUITE 202

ELMHURST, ILLINOIS 60126

Exec Dt: 04/27/2001

Correspondent: MCDONNELL, BOEHNEN, HULBERT ET AL.

RICHARD A. MACHONKIN

300 SOUTH WACKER DRIVE

SUITE 3200

CHICAGO, IL 60606

Search Results as of: 03/24/2011 09:28 AM



UNITED STATES PATENT AND TRADEMARK OFFICE

UNITED STATES DEPARTMENT OF COMMERCE
United States Patent and Trademark Office
Address: COMMISSIONER FOR PATENTS
P.O. Box 1450
Alexandria, Virginia 22313-1450
www.uspto.gov

APPLICATION NO.	FILING DATE	FIRST NAMED INVENTOR	ATTORNEY DOCKET NO.	CONFIRMATION NO.
90/011,569	03/14/2011	7149511	5924-002-RE	6194

78724 7590 04/13/2011
Murphy & King Professional Corporation
1055 Thomas Jefferson Street, NW
Suite 400
WASHINGTON, DC 20007

EXAMINER

ART UNIT PAPER NUMBER

DATE MAILED: 04/13/2011

Please find below and/or attached an Office communication concerning this application or proceeding.

Ex Parte Reexamination Interview Summary – Pilot Program for Waiver of Patent Owner's Statement	Control No.	Patent For Which Reexamination is Requested
	90/011,569	7,149,511
	Examiner	Art Unit
	CHARLES CRAVER	3992

-- The MAILING DATE of this communication appears on the cover sheet with the correspondence address. --

All participants (USPTO official and patent owner):

- (1) SHANETTE BROWN (3)
(2) CHADWICK JACKSON (4)

Date of Telephonic Interview: 04/11/2011.

The USPTO official requested waiver of the patent owner's statement pursuant to the pilot program for waiver of patent owner's statement in *ex parte* reexamination proceedings.*

- The patent owner **agreed** to waive its right to file a patent owner's statement under 35 U.S.C. 304 in the event reexamination is ordered for the above-identified patent.
- The patent owner **did not agree** to waive its right to file a patent owner's statement under 35 U.S.C. 304 at this time.

The patent owner is not required to file a written statement of this telephone communication under 37 CFR 1.560(b) or otherwise. However, any disagreement as to this interview summary must be brought to the immediate attention of the USPTO, and no later than one month from the mailing date of this interview summary. Extensions of time are governed by 37 CFR 1.550(c).

*For more information regarding this pilot program, see *Pilot Program for Waiver of Patent Owner's Statement in Ex Parte Reexamination Proceedings*, 75 Fed. Reg. 47269 (August 5, 2010), available on the USPTO Web site at <http://www.uspto.gov/patents/law/notices/2010.jsp>.

- USPTO personnel were unable to reach the patent owner.

The patent owner may contact the USPTO personnel at the telephone number provided below if the patent owner decides to waive the right to file a patent owner's statement under 35 U.S.C. 304.

/Shanette Brown/ 571-272-6632
Signature and telephone number of the USPTO official who contacted or attempted to contact the patent owner.

cc: Requester (if third party requester)



UNITED STATES PATENT AND TRADEMARK OFFICE

UNITED STATES DEPARTMENT OF COMMERCE
United States Patent and Trademark Office
Address: COMMISSIONER FOR PATENTS
P.O. Box 1450
Alexandria, Virginia 22313-1450
www.uspto.gov

APPLICATION NO.	FILING DATE	FIRST NAMED INVENTOR	ATTORNEY DOCKET NO.	CONFIRMATION NO.
90/011,569	03/14/2011	7149511	5924-002-RE	6194

78724 7590 06/06/2011

Murphy & King Professional Corporation
1055 Thomas Jefferson Street, NW
Suite 400
WASHINGTON, DC 20007

EXAMINER

ART UNIT PAPER NUMBER

DATE MAILED: 06/06/2011

Please find below and/or attached an Office communication concerning this application or proceeding.

Order Granting / Denying Request For Ex Parte Reexamination	Control No. 90/011,569	Patent Under Reexamination 7149511	
	Examiner CHARLES CRAVER	Art Unit 3992	

--The MAILING DATE of this communication appears on the cover sheet with the correspondence address--

The request for *ex parte* reexamination filed 14 March 2011 has been considered and a determination has been made. An identification of the claims, the references relied upon, and the rationale supporting the determination are attached.

Attachments: a) PTO-892, b) PTO/SB/08, c) Other: _____

1. The request for *ex parte* reexamination is GRANTED.

RESPONSE TIMES ARE SET AS FOLLOWS:

For Patent Owner's Statement (Optional): TWO MONTHS from the mailing date of this communication (37 CFR 1.530 (b)). **EXTENSIONS OF TIME ARE GOVERNED BY 37 CFR 1.550(c).**

For Requester's Reply (optional): TWO MONTHS from the **date of service** of any timely filed Patent Owner's Statement (37 CFR 1.535). **NO EXTENSION OF THIS TIME PERIOD IS PERMITTED.** If Patent Owner does not file a timely statement under 37 CFR 1.530(b), then no reply by requester is permitted.

2. The request for *ex parte* reexamination is DENIED.

This decision is not appealable (35 U.S.C. 303(c)). Requester may seek review by petition to the Commissioner under 37 CFR 1.181 within ONE MONTH from the mailing date of this communication (37 CFR 1.515(c)). **EXTENSION OF TIME TO FILE SUCH A PETITION UNDER 37 CFR 1.181 ARE AVAILABLE ONLY BY PETITION TO SUSPEND OR WAIVE THE REGULATIONS UNDER 37 CFR 1.183.**

In due course, a refund under 37 CFR 1.26 (c) will be made to requester:

- a) by Treasury check or,
b) by credit to Deposit Account No. _____, or
c) by credit to a credit card account, unless otherwise notified (35 U.S.C. 303(c)).

--	--	--

cc: Requester (if third party requester)

Art Unit: 3992

DECISION ON REQUEST FOR EX PARTE REEXAMINATION

1. A Substantial New Question of Patentability (SNQ) affecting claims 1 and 58 of US Patent 7,149,511 (hereinafter "the '511 Patent") is raised by the request for reexamination filed 3/13/11 by the Patent Owner for the reasons set forth below.
2. Reexamination has been requested of claims 1 and 58 of the '511 Patent. The instant Patent is currently assigned to Rosetta-Wireless Corporation and issued 12/12/2006 based on US Pat Application Ser. No. 09/652,734, filed 8/31/2000. The instant Patent is still enforceable.
3. In the request, the Patent Owner asserts that a substantial new question of patentability is raised by the following references:
 - a. "Nokia introduces its second generation communicator -The pocket-sized Nokia 9110 Communicator combines an ultimate mobile office with a superb phone", Ex. C;
 - b. "Nokia User's Guide 9110", Ex. D;
 - c. "PC Suite for Nokia 9110 and 9110i Communicator User's Guide", Ex. E;
 - d. "Quick Guide For Using The Infrared Object Exchange Application with the Nokia 9110 Communicator", Ex. F;
 - e. "Quick Guide for transferring data from Nokia 9000/9000i Communicator to Nokia 9110 Communicator", Ex. G;
 - f. "PC Suite for Nokia 9110 Communicator, setting up connection", Ex. H;
 - g. "File Transfer with the PC Suite for Nokia 9110 Communicator ", Ex. I;
4. In the request, the Patent Owner asserts that the references are applied against the claims as follows:
 - a. Claims 1 and 58 are unpatentable over Ex. C in view of Ex. D and Ex. F;
 - b. Claims 1 and 58 are unpatentable over Ex. C in view of Ex. D and Ex. G;
 - c. Claims 1 and 58 are unpatentable over Ex. C in view of Ex. H and Ex. D;
 - d. Claims 1 and 58 are unpatentable over Ex. C in view of Ex. D and Ex. I;
 - e. Claims 1 and 58 are unpatentable over Ex. C in view of Ex. D and Ex. E.

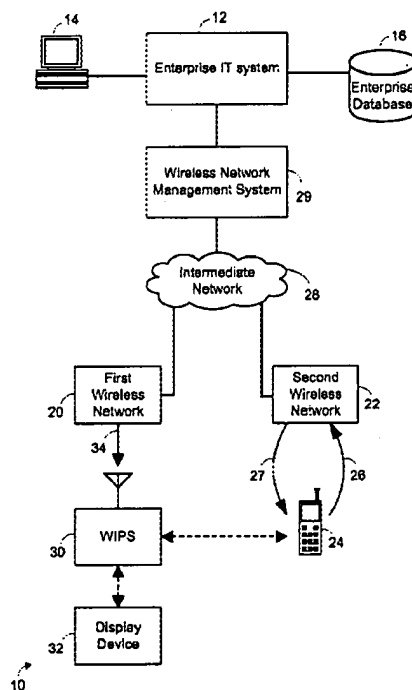
Art Unit: 3992

Instant 511 Patent:**Independent claims 1 and 58 recite:**

1. A wireless intelligent personal network server, comprising: a radio frequency (RF) receiver for receiving downstream data transmitted over a first wireless communications channel; a memory; a central processing unit (CPU); a set of embedded machine language instructions within said personal network server, said set of embedded machine language instructions being executable by said CPU for processing said downstream data to provide at least one electronic file in said memory; and a first interface for allowing an external display device to selectively access said at least one electronic file.

58. A wireless intelligent personal network server, comprising: a radio frequency (RF) transceiver for receiving downstream data transmitted over a first wireless communications channel; a memory; a central processing unit (CPU); a set of embedded machine language instructions within said personal network server, said set of embedded machine language instructions being executable by said CPU for processing said downstream data to provide at least one electronic file in said memory; and a first interface for allowing an external display device to selectively access said at least one electronic file.

The '511 Patent teaches towards a wireless server with an interface for a display device such as a PDA, and a second interface for a wireless phone. FIG 1 is representative:



Col. 3 l. 62-col. 5 l. 34 describes the overall device, including data transfer between the server and the external display device and the intermediate network.

The Application that issued as the instant '511 Patent was filed with 55 claims, after which preliminary amendments filed 8/14/02 and 2/26/03 added new claims 56-80. Claims 1-7, 9-27 and 29-78 were rejected over Criss by the examiner in a Non-Final rejection mailed 4/11/03, after which an amendment of 7/11/03 amended claims. Another Non-Final Rejection followed on 1/21/04 where claims 1-7, 9-27 and 29-78 were rejected over Criss in view of Wecker and claims 6-11 were rejected over Larkey in view of Goldhor. Another amendment followed on 9/28/04, and a Final Rejection was mailed 2/23/05 rejecting claims 1-7, 9-27 and 29-78 over Criss in view of Wecker and Fillibrown. After the filing of an RCE, a Non-Final rejection followed on 6/30/05 repeating the above rejection, and another Non-Final followed 2/8/06 rejecting the above claims over Boals, Criss, Grewe, Gombrich, Shimura, Ausems and Gerszberg. After remarks filed 6/8/06, the application was allowed 8/24/06, including an Examiner's Amendment changing the claims to note a "personal" network server. No reasons for allowance were provided by the Examiner.

5. **Prior Art:**

Nokia 9110:

The above references all describe the Nokia 9110 communicator. The 9110, introduced in 1998, was a personal communication device including the ability to transfer files over infrared communication with another device. The 9110 intended to be utilized as a cellular phone, organizer and mobile terminal.

The 9110 is claimed to be a "pocket-sized mobile office", running a number of applications such as GSM cellular telephone, fax, inter/intranet communications, email, SMS and calendar apps together. It also comprises a connection means to a PC as well as wireless transfer from other devices such as digital cameras. Ex. C at 2.

6. **SNQs Raised by the Prior Art:**

SNQ 1) Patent Owner asserts that Ex. C, D and F raise an SNQ towards claims 1 and 58.

As noted above and in Ex. J of the Request, Ex. C, D and F disclose a similar system to instant claims 1 and 58. The art cited discloses more than the cited prior art with regards to elements of the claims, and thus would have been considered by a reasonable Examiner to be germane to

Art Unit: 3992

patentability of the claim. Such references thus raises a substantial new question of patentability over said claim, which question has not been decided in a previous examination of the Patent, nor considered in holding of invalidity by Federal Court.

SNQ 2) Patent Owner asserts that Ex. C, D and G raise an SNQ towards claims 1 and 58.

As noted above and in Ex. J of the Request, Ex. C, D and G disclose a similar system to instant claims 1 and 58. The art cited discloses more than the cited prior art with regards to elements of the claims, and thus would have been considered by a reasonable Examiner to be germane to patentability of the claim. Such references thus raises a substantial new question of patentability over said claim, which question has not been decided in a previous examination of the Patent, nor considered in holding of invalidity by Federal Court.

SNQ 3) Patent Owner asserts that Ex. C, H and D raise an SNQ towards claims 1 and 58.

As noted above and in Ex. J of the Request, Ex. C, H and D disclose a similar system to instant claims 1 and 58. The art cited discloses more than the cited prior art with regards to elements of the claims, and thus would have been considered by a reasonable Examiner to be germane to patentability of the claim. Such references thus raises a substantial new question of patentability over said claim, which question has not been decided in a previous examination of the Patent, nor considered in holding of invalidity by Federal Court.

SNQ 4) Patent Owner asserts that Ex. C, D and I raise an SNQ towards claims 1 and 58.

As noted above and in Ex. J of the Request, Ex. C, D and I disclose a similar system to instant claims 1 and 58. The art cited discloses more than the cited prior art with regards to elements of the claims, and thus would have been considered by a reasonable Examiner to be germane to patentability of the claim. Such references thus raises a substantial new question of patentability over said claim, which question has not been decided in a previous examination of the Patent, nor considered in holding of invalidity by Federal Court.

Art Unit: 3992

SNQ 5) Patent Owner asserts that Ex. C, D and E raise an SNQ towards claims 1 and 58.

As noted above and in Ex. J of the Request, Ex. C, D and E disclose a similar system to instant claims 1 and 58. The art cited discloses more than the cited prior art with regards to elements of the claims, and thus would have been considered by a reasonable Examiner to be germane to patentability of the claim. Such references thus raises a substantial new question of patentability over said claim, which question has not been decided in a previous examination of the Patent, nor considered in holding of invalidity by Federal Court.

7. References asserted by the Patent Owner raise an SNQ as to claims 1 and 58. Claims 1 and 58 will thus be reexamined in response to the Request.

Conclusion

Since requester did not request reexamination of claims 2-57 and 59-80 and did not assert the existence of a substantial new question of patentability (SNQ) for such claims (see 35 U.S.C. § 302); see also 37 CFR 1.510b and 1.515), such claims will not be reexamined. This matter was squarely addressed in *Sony Computer Entertainment America Inc., et al. v. Jon W. Dudas*, Civil Action No. 1:05CV1447 (E.D.Va. May 22, 2006), Slip Copy, 2006 WL 1472462. The District Court upheld the Office's discretion to not reexamine claims in a reexamination proceeding other than those claims for which reexamination had specifically been requested. The Court stated:

To be sure, a party may seek, and the PTO may grant, review of each and every claim of a patent. Moreover, while the PTO in its discretion may review claims for which review was not requested, nothing in the statute compels it to do so. To ensure that the PTO considers a claim for review, § 311(b)(2) requires that the party seeking reexamination demonstrate why the PTO should reexamine each and every claim for which it seeks review. Here, it is undisputed that Sony did not seek review of every claim under the '213 and '333 patents. Accordingly, Sony cannot now claim that the PTO wrongly failed to reexamine claims for which Sony never requested review, and its argument that AIPA compels a contrary result is unpersuasive.

Extensions of time under 37 CFR 1.136(a) will not be permitted in these proceedings because the provisions of 37 CFR 1.136 apply only to "an applicant" and not to parties in a reexamination proceeding. Additionally, 35 U.S.C. 305 requires that reexamination proceedings "will be conducted

Art Unit: 3992

with special dispatch" (37 CFR 1.550(a)). Extension of time in *ex parte* reexamination proceedings are provided for in 37 CFR 1.550(c).

The Patent Owner is reminded of the continuing responsibility under 37 CFR 1.565(a), to apprise the Office of any litigation activity, or other prior or concurrent proceeding, involving the instant '511 Patent throughout the course of this reexamination proceeding.

All correspondence relating to this *ex parte* reexamination proceeding should be directed:

By Mail to: Mail Stop *Ex Parte* Reexam
Central Reexamination Unit
Commissioner for Patents
United States Patent & Trademark Office
P.O. Box 1450
Alexandria, VA 22313-1450

By FAX to: (571) 273-9900
Central Reexamination Unit

By hand: Customer Service Window
Randolph Building
401 Dulany Street
Alexandria, VA 22314

Registered users of EFS-Web may alternatively submit such correspondence via the electronic filing system EFS-Web, at <https://sportal.uspto.gov/authenticate/authenticateuserlocalepf.html>. EFS-Web offers the benefit of quick submission to the particular area of the Office that needs to act on the correspondence. Also, EFS-Web submissions are "soft scanned" (i.e., electronically uploaded) directly into the official file for the reexamination proceeding, which offers parties the opportunity to review the content of their submissions after the "soft scanning" process is complete.

Any inquiry concerning this communication or earlier communications from the Reexamination Legal Advisor or Examiner, or as to the status of this proceeding, should be directed to Charles Craver at telephone number (571) 272-7849.

Application/Control Number: 90/011,569

Page 8

Art Unit: 3992

Signed:

/Charles Craver/

Charles Craver

Primary Examiner

Central Reexamination Unit 3992

(571) 272-7849

Conferees:

/A. J. G./

Examiner, Art Unit 3992

ESK

INFORMATION DISCLOSURE STATEMENT BY APPLICANT (Not for submission under 37 CFR 1.99)	Application Number		
	Filing Date		
	First Named Inventor	Edward F. Bachner, III	
	Art Unit		
	Examiner Name		
	Attorney Docket Number	5924-002-RE	

U.S. PATENTS						
Examiner Initial*	Cite No	Patent Number	Kind Code ¹	Issue Date	Name of Patentee or Applicant of cited Document	Pages, Columns, Lines where Relevant Passages or Relevant Figures Appear
	1					

If you wish to add additional U.S. Patent citation information please click the Add button.

U.S. PATENT APPLICATION PUBLICATIONS						
Examiner Initial*	Cite No	Publication Number	Kind Code ¹	Publication Date	Name of Patentee or Applicant of cited Document	Pages, Columns, Lines where Relevant Passages or Relevant Figures Appear
	1					

If you wish to add additional U.S. Published Application citation information please click the Add button.

FOREIGN PATENT DOCUMENTS								
Examiner Initial*	Cite No	Foreign Document Number ³	Country Code ² j	Kind Code ⁴	Publication Date	Name of Patentee or Applicant of cited Document	Pages, Columns, Lines where Relevant Passages or Relevant Figures Appear	T ⁵
	1							<input type="checkbox"/>

If you wish to add additional Foreign Patent Document citation information please click the Add button

NON-PATENT LITERATURE DOCUMENTS			
Examiner Initials*	Cite No	Include name of the author (in CAPITAL LETTERS), title of the article (when appropriate), title of the item (book, magazine, journal, serial, symposium, catalog, etc), date, pages(s), volume-issue number(s), publisher, city and/or country where published.	T ⁵

**INFORMATION DISCLOSURE
STATEMENT BY APPLICANT**
(Not for submission under 37 CFR 1.99)

Application Number		
Filing Date		
First Named Inventor	Edward F. Bachner, III	
Art Unit		
Examiner Name		
Attorney Docket Number	5924-002-RE	

1	Nokia introduces its second generation communicator -The pocket-sized Nokia 9110 Communicator combines an ultimate mobile office with a superb phone	<input type="checkbox"/>
2	Nokia User's Guide 9110	<input type="checkbox"/>
3	PC Suite for Nokia 9110 and 9110i Communicator User's Guide	<input type="checkbox"/>
4	Quick Guide For Using The Infrared Object Exchange Application with the Nokia 9110 Communicator	<input type="checkbox"/>
5	Quick Guide for transferring data from Nokia 9000/9000i Communicator to Nokia 9110 Communicator	<input type="checkbox"/>
6	PC Suite for Nokia 9110 and 9110i Communicator, setting up connection	<input type="checkbox"/>
7	File Transfer with the PC Suite for Nokia 9110 Communicator	<input type="checkbox"/>


If you wish to add additional non-patent literature document citation information please click the Add button

EXAMINER SIGNATURE

Examiner Signature	/Charles Craver/	Date Considered	06/03/2011
--------------------	------------------	-----------------	------------

*EXAMINER: Initial if reference considered, whether or not citation is in conformance with MPEP 609. Draw line through a citation if not in conformance and not considered. Include copy of this form with next communication to applicant.

¹ See Kind Codes of USPTO Patent Documents at www.USPTO.GOV or MPEP 901.04. ² Enter office that issued the document, by the two-letter code (WIPO Standard ST.3). ³ For Japanese patent documents, the indication of the year of the reign of the Emperor must precede the serial number of the patent document. ⁴ Kind of document by the appropriate symbols as indicated on the document under WIPO Standard ST.16 if possible. ⁵ Applicant is to place a check mark here if English language translation is attached.

Reexamination 	Application/Control No. 90/011,569	Applicant(s)/Patent Under Reexamination 7149511
	Certificate Date	Certificate Number

Requester Correspondence Address: <input checked="" type="checkbox"/> Patent Owner <input type="checkbox"/> Third Party
Murphy & KING, P.C. 1055 Thomas Jefferson St., N.W., Suite 400 Washington, D.C. 20007

LITIGATION REVIEW <input checked="" type="checkbox"/>	cc (examiner initials)	6/1/11 (date)
Case Name		Director Initials
NONE		<i>See Hand to RY</i>

COPENDING OFFICE PROCEEDINGS	
TYPE OF PROCEEDING	NUMBER
1. NONE	
2.	
3.	
4.	

Search Notes

Application/Control No.

90/011,569

Examiner

CHARLES CRAVER

Applicant(s)/Patent under
Reexamination

7149511

Art Unit

3992

SEARCHED			
Class	Subclass	Date	Examiner

INTERFERENCE SEARCHED			
Class	Subclass	Date	Examiner

SEARCH NOTES (INCLUDING SEARCH STRATEGY)		
	DATE	EXMR
updated file hist. search	6/1/2011	CC



UNITED STATES PATENT AND TRADEMARK OFFICE

UNITED STATES DEPARTMENT OF COMMERCE
United States Patent and Trademark Office
Address: COMMISSIONER FOR PATENTS
P.O. Box 1450
Alexandria, Virginia 22313-1450
www.uspto.gov

APPLICATION NO.	FILING DATE	FIRST NAMED INVENTOR	ATTORNEY DOCKET NO.	CONFIRMATION NO.
90/011,569	03/14/2011	7149511	5924-002-RE	6194

78724 7590 06/28/2011

Murphy & King Professional Corporation
1055 Thomas Jefferson Street, NW
Suite 400
WASHINGTON, DC 20007

EXAMINER

ART UNIT PAPER NUMBER

DATE MAILED: 06/28/2011

Please find below and/or attached an Office communication concerning this application or proceeding.

Office Action in Ex Parte Reexamination	Control No. 90/011,569	Patent Under Reexamination 7149511	
	Examiner CHARLES CRAVER	Art Unit 3992	

-- The MAILING DATE of this communication appears on the cover sheet with the correspondence address --

- a Responsive to the communication(s) filed on 24 March 2011. b This action is made FINAL.
c A statement under 37 CFR 1.530 has not been received from the patent owner.

A shortened statutory period for response to this action is set to expire 2 month(s) from the mailing date of this letter. Failure to respond within the period for response will result in termination of the proceeding and issuance of an *ex parte* reexamination certificate in accordance with this action. 37 CFR 1.550(d). **EXTENSIONS OF TIME ARE GOVERNED BY 37 CFR 1.550(c)**. If the period for response specified above is less than thirty (30) days, a response within the statutory minimum of thirty (30) days will be considered timely.

Part I THE FOLLOWING ATTACHMENT(S) ARE PART OF THIS ACTION:

1. Notice of References Cited by Examiner, PTO-892. 3. Interview Summary, PTO-474.
2. Information Disclosure Statement, PTO/SB/08. 4. _____.

Part II SUMMARY OF ACTION

- 1a. Claims 1 and 58 are subject to reexamination.
1b. Claims 2-57 and 59-80 are not subject to reexamination.
2. Claims _____ have been canceled in the present reexamination proceeding.
3. Claims _____ are patentable and/or confirmed.
4. Claims 1 and 58 are rejected.
5. Claims _____ are objected to.
6. The drawings, filed on _____ are acceptable.
7. The proposed drawing correction, filed on _____ has been (7a) approved (7b) disapproved.
8. Acknowledgment is made of the priority claim under 35 U.S.C. § 119(a)-(d) or (f).
a) All b) Some* c) None of the certified copies have
1 been received.
2 not been received.
3 been filed in Application No. _____.
4 been filed in reexamination Control No. _____.
5 been received by the International Bureau in PCT application No. _____.
* See the attached detailed Office action for a list of the certified copies not received.
9. Since the proceeding appears to be in condition for issuance of an *ex parte* reexamination certificate except for formal matters, prosecution as to the merits is closed in accordance with the practice under *Ex parte* Quayle, 1935 C.D. 11, 453 O.G. 213.
10. Other: _____

cc: Requester (if third party requester)

Art Unit: 3992

DETAILED ACTION

I. Summary

In the instant 90/011,569 Reexamination of US Pat 7,149,511, claims 1 and 58 are pending. Claims 1 and 58 are rejected.

This action is Non-Final.

II. Notice Regarding Certain Reexamination Issues

The Patent Owner is reminded of the continuing responsibility under 37 CFR 1.565(a) to apprise the Office of any litigation activity, or other prior or concurrent proceeding, involving Patent No. 7,149,511 throughout the course of this reexamination proceeding. The third party requester is also reminded of the ability to similarly apprise the Office of any such activity or proceeding throughout the course of this reexamination proceeding. See MPEP §§ 2207, 2282 and 2286.

Extensions of time under 37 CFR 1.136(a) will not be permitted in these proceedings because the provisions of 37 CFR 1.136 apply only to "a Patent Applicant" and not to parties in a reexamination proceeding. Additionally, 35 U.S.C. 305 requires that reexamination proceedings "will be conducted with special dispatch" (37 CFR 1.550(a)). Extension of time in *ex parte* reexamination proceedings are provided for in 37 CFR 1.550(c).

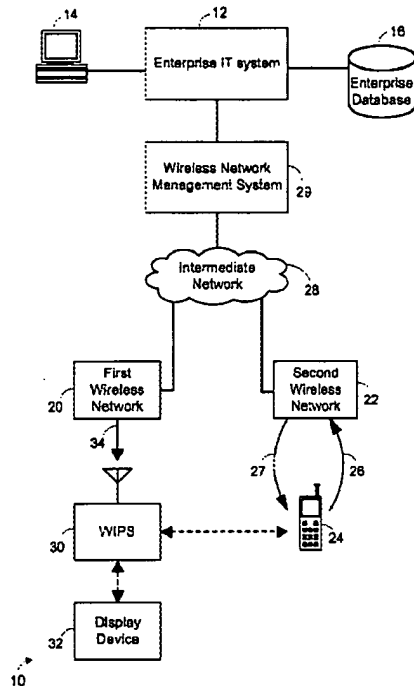
After filing of a request for *ex parte* reexamination by a third party requester, any document filed by either the patent owner or the third party requester must be served on the other party in the reexamination proceeding in the manner provided by § 1.248. The document must reflect service or the document may be refused consideration by the Office.

Art Unit: 3992

III. Request

DISCUSSION:

The '511 Patent teaches towards a wireless server with an interface for a display device such as a PDA, and a second interface for a wireless phone. FIG 1 is representative:



Col. 3 l. 62-col. 5 l. 34 describes the overall device, including data transfer between the server and the external display device and the intermediate network.

The Application that issued as the instant '511 Patent was filed with 55 claims, after which preliminary amendments filed 8/14/02 and 2/26/03 added new claims 56-80. Claims 1-7, 9-27 and 29-78 were rejected over Criss by the examiner in a Non-Final rejection mailed 4/11/03, after which an amendment of 7/11/03 amended claims. Another Non-Final Rejection followed on 1/21/04 where claims 1-7, 9-27 and 29-78 were rejected over Criss in view of Wecker and claims 6-11 were rejected over Larkey in view of Goldhor. Another amendment followed on 9/28/04, and a Final Rejection was mailed 2/23/05 rejecting claims 1-7, 9-27 and 29-78 over Criss in view of Wecker and Fillibrown. After the filing of an RCE, a Non-Final rejection followed on 6/30/05 repeating the above rejection, and another Non-Final followed 2/8/06 rejecting the above claims over Boals, Criss, Grewe, Gombrich, Shimura, Ausems and Gerszberg. After remarks filed 6/8/06, the application was allowed 8/24/06, including an Examiner's Amendment changing the claims to note a "personal" network server. No reasons for allowance were provided by the Examiner.

Art Unit: 3992

PRIOR ART:

Nokia 9110:

Patent Owner cites the following references:

- a. "Nokia introduces its second generation communicator -The pocket-sized Nokia 9110 Communicator combines an ultimate mobile office with a superb phone", Ex. C;
- b. "Nokia User's Guide 9110", Ex. D;
- c. "PC Suite for Nokia 9110 and 9110i Communicator User's Guide", Ex. E;
- d. "Quick Guide For Using The Infrared Object Exchange Application with the Nokia 9110 Communicator", Ex. F;
- e. "Quick Guide for transferring data from Nokia 9000/9000i Communicator to Nokia 9110 Communicator", Ex. G;
- f. "PC Suite for Nokia 9110 Communicator, setting up connection", Ex. H;
"File Transfer with the PC Suite for Nokia 9110 Communicator ", Ex. I;

The cited references all describe the Nokia 9110 communicator. The 9110, introduced in 1998, was a personal communication device including the ability to transfer files over infrared communication with another device. The 9110 intended to be utilized as a cellular phone, organizer and mobile terminal.

The 9110 is claimed to be a "pocket-sized mobile office", running a number of applications such as GSM cellular telephone, fax, inter/intranet communications, email, SMS and calendar apps together. It also comprises a connection means to a PC as well as wireless transfer from other devices such as digital cameras. Ex. C at 2.

Art Unit: 3992

IV. Rejections

The following is a quotation of the appropriate paragraphs of 35 U.S.C. 102 that form the basis for the rejections under this section made in this Office action:

A person shall be entitled to a patent unless –

(e) the invention was described in (1) an application for patent, published under section 122(b), by another filed in the United States before the invention by the applicant for patent or (2) a patent granted on an application for patent by another filed in the United States before the invention by the applicant for patent, except that an international application filed under the treaty defined in section 351(a) shall have the effects for purposes of this subsection of an application filed in the United States only if the international application designated the United States and was published under Article 21(2) of such treaty in the English language.

Claims 1 and 58 are rejected under 35 U.S.C. 102(e) as being anticipated by Nokia User's Guide 9110, Ex. D of the Request.

It is noted that the reference is considered under 35 USC 102(e) as it has a copyright date of 1999, although the Patent Owner admits that the Nokia 9110 was introduced to the public in September of 1998, more than one year prior to his filing date.

As to claim 1, Nokia User's Guide describes a wireless intelligent personal network device (pp. 1-2, reads server as it downloads documents), comprising:

a radio frequency (RF) receiver (GSM transceiver, pp. 11 and 13) for receiving downstream data transmitted over a first wireless communications channel (e.g. faxes, pp. 73-74; the device also accesses the Internet to receive mail, pp. 89-92, and further access terminal services which would include files, pp. 85-86 and WWW services, pp. 97-98; further, received emails may include attachments such as "...text, image, audio, video or application[s]", pp. 95-96);

a memory (pp. 20, 130, 134, 170 and SIM memory);

a central processing unit (CPU, inherent in the communicator);

a set of embedded machine language instructions within said personal network server (while the use of embedded instruction would be inherent in the operation of the above device and services, see further the second page noting the use of DOS-ROM and "Embedded BIOS" as well as "PPP software" and "C-client Internet mail routines" and applications listed on pp. 25-26), said set of embedded machine language instructions being executable by said CPU for processing said downstream data to providing at least one electronic file in said memory (e.g. received faxes/messages/mail as well as files, see pp. 111-112, such as the attachments listed above); and

Art Unit: 3992

a first interface (p. 39 FIG 1, see also pp. 26-28) for allowing an external display device (computer, p. 39) to selectively access said at least one electronic file (file transfer, pp. 43-45. Note FIG 4 on p. 44 allowing the backing up from the communicator to the computer of "documents" such as those discussed above received in downstream data.). Such reads on 'selectively accessing' the document data, as such step can be performed as in FIG 4 selecting only 'documents' to the exclusion of calendar data and contacts¹.

As to claim 58, Nokia User's Guide discloses a wireless intelligent personal network device (pp. 1-2, reads server as it downloads documents), comprising:

a radio frequency (RF) transceiver (GSM transceiver, pp. 11 and 13) for receiving downstream data transmitted over a first wireless communications channel (e.g. faxes, pp. 73-74; the device also accesses the Internet to receive mail, pp. 89-92, and further access terminal services which would include files, pp. 85-86 and WWW services, pp. 97-98; further, received emails may include attachments such as "...text, image, audio, video or application[s]", pp. 95-96);

a memory (pp. 20, 130, 134, 170 and SIM memory);

a central processing unit (CPU, inherent in the communicator);

a set of embedded machine language instructions within said personal network server (while the use of embedded instruction would be inherent in the operation of the above device and services, see further the second page noting the use of DOS-ROM and "Embedded BIOS" as well as "PPP software" and "C-client Internet mail routines" and applications listed on pp. 25-26), said set of embedded machine language instructions being executable by said CPU for processing said downstream data to provide at least one electronic file in said memory (e.g. received faxes/messages/mail as well as files, see pp. 111-112, such as the attachments listed above);

and a first interface (p. 39 FIG 1, see also pp. 26-28) for allowing an external display device (computer, p. 39) to selectively access said at least one electronic file (file transfer, pp. 43-45. Note FIG 4 on p. 44 allowing the backing up from the communicator to the computer of "documents" such as those discussed above received in downstream data.). Such reads on 'selectively accessing' the document data, as such step can be performed as in FIG 4 selecting only 'documents' to the exclusion of calendar data and contacts.

¹ For further information on file transfer in the 9110 device, though not relied on in the above rejection of claims 1 and 58, see "File Transfer with the PC Suite for Nokia 9110 Communicator", Original Request Ex. I.

Art Unit: 3992

V. Conclusion

This action is directed only to the claims for which reexamination was requested. With respect to such claims, requester has alleged that a substantial new question of patentability (SNQ) exists, and upon review, it has been determined that the alleged SNQ in fact is present for claims 1 and 58. No determination was made with respect to the existence or nonexistence of an SNQ with respect to any claim for which reexamination was not specifically requested.

The Patent Owner is reminded of the continuing responsibility under 37 CFR 1.565(a) to apprise the Office of any litigation activity, or other prior or concurrent proceeding, involving Patent No. 7,149,511 throughout the course of this reexamination proceeding. The third party requester is also reminded of the ability to similarly apprise the Office of any such activity or proceeding throughout the course of this reexamination proceeding. See MPEP §§ 2207, 2282 and 2286.

Extensions of time under 37 CFR 1.136(a) will not be permitted in these proceedings because the provisions of 37 CFR 1.136 apply only to "a Patent Applicant" and not to parties in a reexamination proceeding. Additionally, 35 U.S.C. 305 requires that reexamination proceedings "will be conducted with special dispatch" (37 CFR 1.550(a)). Extension of time in *ex parte* reexamination proceedings are provided for in 37 CFR 1.550(c).

All correspondence relating to this *ex parte* reexamination proceeding should be directed:

By Mail to: Mail Stop *Ex Parte* Reexam
Central Reexamination Unit
Commissioner for Patents
United States Patent & Trademark Office
P.O. Box 1450
Alexandria, VA 22313-1450

By FAX to: (571) 273-9900
Central Reexamination Unit

By hand: Customer Service Window
Randolph Building
401 Dulany Street
Alexandria, VA 22314

Registered users of EFS-Web may alternatively submit such correspondence via the electronic filing system EFS-Web, at <https://sportal.uspto.gov/authenticate/authenticateuserlocalepf.html>. EFS-Web offers the benefit

Art Unit: 3992

of quick submission to the particular area of the Office that needs to act on the correspondence. Also, EFS-Web submissions are "soft scanned" (i.e., electronically uploaded) directly into the official file for the reexamination proceeding, which offers parties the opportunity to review the content of their submissions after the "soft scanning" process is complete.

Any inquiry concerning this communication or earlier communications from the Reexamination Legal Advisor or Examiner, or as to the status of this proceeding, should be directed to Charles Craver at telephone number (571) 272-7849.


Signed:

/Charles Craver/
Charles Craver
Primary Examiner
Central Reexamination Unit 3992
(571) 272-7849

Conferees:

/A. J. G./
Examiner, Art Unit 3992

ESK

Reexamination 	Application/Control No.	Applicant(s)/Patent Under Reexamination
	90/011,569	7149511
	Certificate Date	Certificate Number

Requester Correspondence Address: Patent Owner Third Party

Murphy & KING, P.C.
1055 Thomas Jefferson St., N.W., Suite 400
Washington, D.C. 20007

LITIGATION REVIEW <input checked="" type="checkbox"/>	cc	6/24/11
	(examiner initials)	(date)
Case Name		Director Initials
NONE		<i>Eui Hearl Fo</i> <i>RY</i>

COPENDING OFFICE PROCEEDINGS	
TYPE OF PROCEEDING	NUMBER
1.	
2.	
3.	
4.	

INFORMATION DISCLOSURE STATEMENT BY APPLICANT (Not for submission under 37 CFR 1.99)	Application Number		90011569	
	Filing Date		2011-03-14	
	First Named Inventor	7149511		
	Art Unit		3992	
	Examiner Name	Charles Craver		
	Attorney Docket Number		5924-002-RE	

U.S.PATENTS						Remove
Examiner Initial*	Cite No	Patent Number	Kind Code ¹	Issue Date	Name of Patentee or Applicant of cited Document	Pages,Columns,Lines where Relevant Passages or Relevant Figures Appear
	1					

If you wish to add additional U.S. Patent citation information please click the Add button. Add

U.S.PATENT APPLICATION PUBLICATIONS						Remove
Examiner Initial*	Cite No	Publication Number	Kind Code ¹	Publication Date	Name of Patentee or Applicant of cited Document	Pages,Columns,Lines where Relevant Passages or Relevant Figures Appear
	1	20040193695	A1	2004-09-30	Randy Salo	Paragraphs: 41,42, 43, 47, 56, 66, 76, 77, 101, 116; Figs: 1, 1A, 1B

If you wish to add additional U.S. Published Application citation information please click the Add button. Add

FOREIGN PATENT DOCUMENTS								Remove
Examiner Initial*	Cite No	Foreign Document Number ³	Country Code ² j	Kind Code ⁴	Publication Date	Name of Patentee or Applicant of cited Document	Pages,Columns,Lines where Relevant Passages or Relevant Figures Appear	T ⁵
	1							<input type="checkbox"/>

If you wish to add additional Foreign Patent Document citation information please click the Add button Add

NON-PATENT LITERATURE DOCUMENTS				Remove
Examiner Initials*	Cite No	Include name of the author (in CAPITAL LETTERS), title of the article (when appropriate), title of the item (book, magazine, journal, serial, symposium, catalog, etc), date, pages(s), volume-issue number(s), publisher, city and/or country where published.		T ⁵

INFORMATION DISCLOSURE STATEMENT BY APPLICANT (Not for submission under 37 CFR 1.99)	Application Number		90011569
	Filing Date		2011-03-14
	First Named Inventor	7149511	
	Art Unit		3992
	Examiner Name	Charles Craver	
	Attorney Docket Number		5924-002-RE

	1		<input type="checkbox"/>
--	---	--	--------------------------

If you wish to add additional non-patent literature document citation information please click the Add button **Add**

EXAMINER SIGNATURE

Examiner Signature		Date Considered	
--------------------	--	-----------------	--

***EXAMINER:** Initial if reference considered, whether or not citation is in conformance with MPEP 609. Draw line through a citation if not in conformance and not considered. Include copy of this form with next communication to applicant.

¹ See Kind Codes of USPTO Patent Documents at www.USPTO.GOV or MPEP 901.04. ² Enter office that issued the document, by the two-letter code (WIPO Standard ST.3). ³ For Japanese patent documents, the indication of the year of the reign of the Emperor must precede the serial number of the patent document. ⁴ Kind of document by the appropriate symbols as indicated on the document under WIPO Standard ST.16 if possible. ⁵ Applicant is to place a check mark here if English language translation is attached.

**INFORMATION DISCLOSURE
STATEMENT BY APPLICANT**
(Not for submission under 37 CFR 1.99)

Application Number	90011569
Filing Date	2011-03-14
First Named Inventor	7149511
Art Unit	3992
Examiner Name	Charles Craver
Attorney Docket Number	5924-002-RE

CERTIFICATION STATEMENT

Please see 37 CFR 1.97 and 1.98 to make the appropriate selection(s):

That each item of information contained in the information disclosure statement was first cited in any communication from a foreign patent office in a counterpart foreign application not more than three months prior to the filing of the information disclosure statement. See 37 CFR 1.97(e)(1).

OR

That no item of information contained in the information disclosure statement was cited in a communication from a foreign patent office in a counterpart foreign application, and, to the knowledge of the person signing the certification after making reasonable inquiry, no item of information contained in the information disclosure statement was known to any individual designated in 37 CFR 1.56(c) more than three months prior to the filing of the information disclosure statement. See 37 CFR 1.97(e)(2).

- See attached certification statement.
- The fee set forth in 37 CFR 1.17 (p) has been submitted herewith.
- A certification statement is not submitted herewith.

SIGNATURE

A signature of the applicant or representative is required in accordance with CFR 1.33, 10.18. Please see CFR 1.4(d) for the form of the signature.

Signature	/Chadwick A. Jackson, #46,495/	Date (YYYY-MM-DD)	2011-07-20
Name/Print	Chadwick A. Jackson	Registration Number	46495

This collection of information is required by 37 CFR 1.97 and 1.98. The information is required to obtain or retain a benefit by the public which is to file (and by the USPTO to process) an application. Confidentiality is governed by 35 U.S.C. 122 and 37 CFR 1.14. This collection is estimated to take 1 hour to complete, including gathering, preparing and submitting the completed application form to the USPTO. Time will vary depending upon the individual case. Any comments on the amount of time you require to complete this form and/or suggestions for reducing this burden, should be sent to the Chief Information Officer, U.S. Patent and Trademark Office, U.S. Department of Commerce, P.O. Box 1450, Alexandria, VA 22313-1450. **DO NOT SEND FEES OR COMPLETED FORMS TO THIS ADDRESS. SEND TO: Commissioner for Patents, P.O. Box 1450, Alexandria, VA 22313-1450.**

Privacy Act Statement

The Privacy Act of 1974 (P.L. 93-579) requires that you be given certain information in connection with your submission of the attached form related to a patent application or patent. Accordingly, pursuant to the requirements of the Act, please be advised that: (1) the general authority for the collection of this information is 35 U.S.C. 2(b)(2); (2) furnishing of the information solicited is voluntary; and (3) the principal purpose for which the information is used by the U.S. Patent and Trademark Office is to process and/or examine your submission related to a patent application or patent. If you do not furnish the requested information, the U.S. Patent and Trademark Office may not be able to process and/or examine your submission, which may result in termination of proceedings or abandonment of the application or expiration of the patent.

The information provided by you in this form will be subject to the following routine uses:

1. The information on this form will be treated confidentially to the extent allowed under the Freedom of Information Act (5 U.S.C. 552) and the Privacy Act (5 U.S.C. 552a). Records from this system of records may be disclosed to the Department of Justice to determine whether the Freedom of Information Act requires disclosure of these records.
2. A record from this system of records may be disclosed, as a routine use, in the course of presenting evidence to a court, magistrate, or administrative tribunal, including disclosures to opposing counsel in the course of settlement negotiations.
3. A record in this system of records may be disclosed, as a routine use, to a Member of Congress submitting a request involving an individual, to whom the record pertains, when the individual has requested assistance from the Member with respect to the subject matter of the record.
4. A record in this system of records may be disclosed, as a routine use, to a contractor of the Agency having need for the information in order to perform a contract. Recipients of information shall be required to comply with the requirements of the Privacy Act of 1974, as amended, pursuant to 5 U.S.C. 552a(m).
5. A record related to an International Application filed under the Patent Cooperation Treaty in this system of records may be disclosed, as a routine use, to the International Bureau of the World Intellectual Property Organization, pursuant to the Patent Cooperation Treaty.
6. A record in this system of records may be disclosed, as a routine use, to another federal agency for purposes of National Security review (35 U.S.C. 181) and for review pursuant to the Atomic Energy Act (42 U.S.C. 218(c)).
7. A record from this system of records may be disclosed, as a routine use, to the Administrator, General Services, or his/her designee, during an inspection of records conducted by GSA as part of that agency's responsibility to recommend improvements in records management practices and programs, under authority of 44 U.S.C. 2904 and 2906. Such disclosure shall be made in accordance with the GSA regulations governing inspection of records for this purpose, and any other relevant (i.e., GSA or Commerce) directive. Such disclosure shall not be used to make determinations about individuals.
8. A record from this system of records may be disclosed, as a routine use, to the public after either publication of the application pursuant to 35 U.S.C. 122(b) or issuance of a patent pursuant to 35 U.S.C. 151. Further, a record may be disclosed, subject to the limitations of 37 CFR 1.14, as a routine use, to the public if the record was filed in an application which became abandoned or in which the proceedings were terminated and which application is referenced by either a published application, an application open to public inspections or an issued patent.
9. A record from this system of records may be disclosed, as a routine use, to a Federal, State, or local law enforcement agency, if the USPTO becomes aware of a violation or potential violation of law or regulation.

Electronic Acknowledgement Receipt

EFS ID:	10559046
Application Number:	90011569
International Application Number:	
Confirmation Number:	6194
Title of Invention:	WIRELESS INTELLIGENT PERSONAL SERVER
First Named Inventor/Applicant Name:	7149511
Customer Number:	78724
Filer:	Chadwick A. Jackson/Alycia Johnson
Filer Authorized By:	Chadwick A. Jackson
Attorney Docket Number:	5924-002-RE
Receipt Date:	20-JUL-2011
Filing Date:	14-MAR-2011
Time Stamp:	13:30:34
Application Type:	Reexam (Patent Owner)

Payment information:

Submitted with Payment	no
------------------------	----

File Listing:

Document Number	Document Description	File Name	File Size(Bytes)/ Message Digest	Multi Part /.zip	Pages (if appl.)
1	Information Disclosure Statement (IDS) Form (SB08)	5924002REIDS.pdf	755176 <small>f58b53cd753170459b4033b770f02dadead a2c0d</small>	no	4

Warnings:

Information:

This Acknowledgement Receipt evidences receipt on the noted date by the USPTO of the indicated documents, characterized by the applicant, and including page counts, where applicable. It serves as evidence of receipt similar to a Post Card, as described in MPEP 503.

New Applications Under 35 U.S.C. 111

If a new application is being filed and the application includes the necessary components for a filing date (see 37 CFR 1.53(b)-(d) and MPEP 506), a Filing Receipt (37 CFR 1.54) will be issued in due course and the date shown on this Acknowledgement Receipt will establish the filing date of the application.

National Stage of an International Application under 35 U.S.C. 371

If a timely submission to enter the national stage of an international application is compliant with the conditions of 35 U.S.C. 371 and other applicable requirements a Form PCT/DO/EO/903 indicating acceptance of the application as a national stage submission under 35 U.S.C. 371 will be issued in addition to the Filing Receipt, in due course.

New International Application Filed with the USPTO as a Receiving Office

If a new international application is being filed and the international application includes the necessary components for an international filing date (see PCT Article 11 and MPEP 1810), a Notification of the International Application Number and of the International Filing Date (Form PCT/RO/105) will be issued in due course, subject to prescriptions concerning national security, and the date shown on this Acknowledgement Receipt will establish the international filing date of the application.

INFORMATION DISCLOSURE STATEMENT BY APPLICANT (Not for submission under 37 CFR 1.99)	Application Number		90011569	
	Filing Date		2011-03-14	
	First Named Inventor	7149511		
	Art Unit		3992	
	Examiner Name	Charles Craver		
	Attorney Docket Number		5924-002-RE	

U.S.PATENTS						Remove
Examiner Initial*	Cite No	Patent Number	Kind Code ¹	Issue Date	Name of Patentee or Applicant of cited Document	Pages,Columns,Lines where Relevant Passages or Relevant Figures Appear
	1	7778595	B2	2010-08-17	White et al.	Col. 2:50-56; col. 2:61-65; col. 3:1-25; col. 3:35-44; col. 3:62-67; col. 4:30-35; col 6:18-54; col. 7:38-col. 8:17; col. 11:50-col. 12:40

If you wish to add additional U.S. Patent citation information please click the Add button. Add

U.S.PATENT APPLICATION PUBLICATIONS						Remove
Examiner Initial*	Cite No	Publication Number	Kind Code ¹	Publication Date	Name of Patentee or Applicant of cited Document	Pages,Columns,Lines where Relevant Passages or Relevant Figures Appear
	1					

If you wish to add additional U.S. Published Application citation information please click the Add button. Add

FOREIGN PATENT DOCUMENTS								Remove
Examiner Initial*	Cite No	Foreign Document Number ³	Country Code ² j	Kind Code ⁴	Publication Date	Name of Patentee or Applicant of cited Document	Pages,Columns,Lines where Relevant Passages or Relevant Figures Appear	T ⁵
	1							<input type="checkbox"/>

If you wish to add additional Foreign Patent Document citation information please click the Add button Add

NON-PATENT LITERATURE DOCUMENTS				Remove
Examiner Initials*	Cite No	Include name of the author (in CAPITAL LETTERS), title of the article (when appropriate), title of the item (book, magazine, journal, serial, symposium, catalog, etc), date, pages(s), volume-issue number(s), publisher, city and/or country where published.		T ⁵

INFORMATION DISCLOSURE STATEMENT BY APPLICANT (Not for submission under 37 CFR 1.99)	Application Number		90011569
	Filing Date		2011-03-14
	First Named Inventor	7149511	
	Art Unit		3992
	Examiner Name	Charles Craver	
	Attorney Docket Number		5924-002-RE

	1		<input type="checkbox"/>
--	---	--	--------------------------

If you wish to add additional non-patent literature document citation information please click the Add button **Add**

EXAMINER SIGNATURE

Examiner Signature		Date Considered	
--------------------	--	-----------------	--

***EXAMINER:** Initial if reference considered, whether or not citation is in conformance with MPEP 609. Draw line through a citation if not in conformance and not considered. Include copy of this form with next communication to applicant.

¹ See Kind Codes of USPTO Patent Documents at www.USPTO.GOV or MPEP 901.04. ² Enter office that issued the document, by the two-letter code (WIPO Standard ST.3). ³ For Japanese patent documents, the indication of the year of the reign of the Emperor must precede the serial number of the patent document. ⁴ Kind of document by the appropriate symbols as indicated on the document under WIPO Standard ST.16 if possible. ⁵ Applicant is to place a check mark here if English language translation is attached.

**INFORMATION DISCLOSURE
STATEMENT BY APPLICANT**
(Not for submission under 37 CFR 1.99)

Application Number	90011569
Filing Date	2011-03-14
First Named Inventor	7149511
Art Unit	3992
Examiner Name	Charles Craver
Attorney Docket Number	5924-002-RE

CERTIFICATION STATEMENT

Please see 37 CFR 1.97 and 1.98 to make the appropriate selection(s):

That each item of information contained in the information disclosure statement was first cited in any communication from a foreign patent office in a counterpart foreign application not more than three months prior to the filing of the information disclosure statement. See 37 CFR 1.97(e)(1).

OR

That no item of information contained in the information disclosure statement was cited in a communication from a foreign patent office in a counterpart foreign application, and, to the knowledge of the person signing the certification after making reasonable inquiry, no item of information contained in the information disclosure statement was known to any individual designated in 37 CFR 1.56(c) more than three months prior to the filing of the information disclosure statement. See 37 CFR 1.97(e)(2).

- See attached certification statement.
- The fee set forth in 37 CFR 1.17 (p) has been submitted herewith.
- A certification statement is not submitted herewith.

SIGNATURE

A signature of the applicant or representative is required in accordance with CFR 1.33, 10.18. Please see CFR 1.4(d) for the form of the signature.

Signature	/Chadwick A. Jackson, #46,495/	Date (YYYY-MM-DD)	2011-08-11
Name/Print	Chadwick A. Jackson	Registration Number	46495

This collection of information is required by 37 CFR 1.97 and 1.98. The information is required to obtain or retain a benefit by the public which is to file (and by the USPTO to process) an application. Confidentiality is governed by 35 U.S.C. 122 and 37 CFR 1.14. This collection is estimated to take 1 hour to complete, including gathering, preparing and submitting the completed application form to the USPTO. Time will vary depending upon the individual case. Any comments on the amount of time you require to complete this form and/or suggestions for reducing this burden, should be sent to the Chief Information Officer, U.S. Patent and Trademark Office, U.S. Department of Commerce, P.O. Box 1450, Alexandria, VA 22313-1450. **DO NOT SEND FEES OR COMPLETED FORMS TO THIS ADDRESS. SEND TO: Commissioner for Patents, P.O. Box 1450, Alexandria, VA 22313-1450.**

Privacy Act Statement

The Privacy Act of 1974 (P.L. 93-579) requires that you be given certain information in connection with your submission of the attached form related to a patent application or patent. Accordingly, pursuant to the requirements of the Act, please be advised that: (1) the general authority for the collection of this information is 35 U.S.C. 2(b)(2); (2) furnishing of the information solicited is voluntary; and (3) the principal purpose for which the information is used by the U.S. Patent and Trademark Office is to process and/or examine your submission related to a patent application or patent. If you do not furnish the requested information, the U.S. Patent and Trademark Office may not be able to process and/or examine your submission, which may result in termination of proceedings or abandonment of the application or expiration of the patent.

The information provided by you in this form will be subject to the following routine uses:

1. The information on this form will be treated confidentially to the extent allowed under the Freedom of Information Act (5 U.S.C. 552) and the Privacy Act (5 U.S.C. 552a). Records from this system of records may be disclosed to the Department of Justice to determine whether the Freedom of Information Act requires disclosure of these records.
2. A record from this system of records may be disclosed, as a routine use, in the course of presenting evidence to a court, magistrate, or administrative tribunal, including disclosures to opposing counsel in the course of settlement negotiations.
3. A record in this system of records may be disclosed, as a routine use, to a Member of Congress submitting a request involving an individual, to whom the record pertains, when the individual has requested assistance from the Member with respect to the subject matter of the record.
4. A record in this system of records may be disclosed, as a routine use, to a contractor of the Agency having need for the information in order to perform a contract. Recipients of information shall be required to comply with the requirements of the Privacy Act of 1974, as amended, pursuant to 5 U.S.C. 552a(m).
5. A record related to an International Application filed under the Patent Cooperation Treaty in this system of records may be disclosed, as a routine use, to the International Bureau of the World Intellectual Property Organization, pursuant to the Patent Cooperation Treaty.
6. A record in this system of records may be disclosed, as a routine use, to another federal agency for purposes of National Security review (35 U.S.C. 181) and for review pursuant to the Atomic Energy Act (42 U.S.C. 218(c)).
7. A record from this system of records may be disclosed, as a routine use, to the Administrator, General Services, or his/her designee, during an inspection of records conducted by GSA as part of that agency's responsibility to recommend improvements in records management practices and programs, under authority of 44 U.S.C. 2904 and 2906. Such disclosure shall be made in accordance with the GSA regulations governing inspection of records for this purpose, and any other relevant (i.e., GSA or Commerce) directive. Such disclosure shall not be used to make determinations about individuals.
8. A record from this system of records may be disclosed, as a routine use, to the public after either publication of the application pursuant to 35 U.S.C. 122(b) or issuance of a patent pursuant to 35 U.S.C. 151. Further, a record may be disclosed, subject to the limitations of 37 CFR 1.14, as a routine use, to the public if the record was filed in an application which became abandoned or in which the proceedings were terminated and which application is referenced by either a published application, an application open to public inspections or an issued patent.
9. A record from this system of records may be disclosed, as a routine use, to a Federal, State, or local law enforcement agency, if the USPTO becomes aware of a violation or potential violation of law or regulation.

Electronic Acknowledgement Receipt

EFS ID:	10720097
Application Number:	90011569
International Application Number:	
Confirmation Number:	6194
Title of Invention:	WIRELESS INTELLIGENT PERSONAL SERVER
First Named Inventor/Applicant Name:	7149511
Customer Number:	78724
Filer:	Chadwick A. Jackson/Ilona Wormack
Filer Authorized By:	Chadwick A. Jackson
Attorney Docket Number:	5924-002-RE
Receipt Date:	11-AUG-2011
Filing Date:	14-MAR-2011
Time Stamp:	18:01:44
Application Type:	Reexam (Patent Owner)

Payment information:

Submitted with Payment	no
------------------------	----

File Listing:

Document Number	Document Description	File Name	File Size(Bytes)/ Message Digest	Multi Part /.zip	Pages (if appl.)
1	Information Disclosure Statement (IDS) Form (SB08)	updated_IDS.pdf	755224 <small>6ae7fd0431b3d2cbd493b72acc622ab4d84eb187</small>	no	4

Warnings:

Information:

This Acknowledgement Receipt evidences receipt on the noted date by the USPTO of the indicated documents, characterized by the applicant, and including page counts, where applicable. It serves as evidence of receipt similar to a Post Card, as described in MPEP 503.

New Applications Under 35 U.S.C. 111

If a new application is being filed and the application includes the necessary components for a filing date (see 37 CFR 1.53(b)-(d) and MPEP 506), a Filing Receipt (37 CFR 1.54) will be issued in due course and the date shown on this Acknowledgement Receipt will establish the filing date of the application.

National Stage of an International Application under 35 U.S.C. 371

If a timely submission to enter the national stage of an international application is compliant with the conditions of 35 U.S.C. 371 and other applicable requirements a Form PCT/DO/EO/903 indicating acceptance of the application as a national stage submission under 35 U.S.C. 371 will be issued in addition to the Filing Receipt, in due course.

New International Application Filed with the USPTO as a Receiving Office

If a new international application is being filed and the international application includes the necessary components for an international filing date (see PCT Article 11 and MPEP 1810), a Notification of the International Application Number and of the International Filing Date (Form PCT/RO/105) will be issued in due course, subject to prescriptions concerning national security, and the date shown on this Acknowledgement Receipt will establish the international filing date of the application.



UNITED STATES PATENT AND TRADEMARK OFFICE

UNITED STATES DEPARTMENT OF COMMERCE
United States Patent and Trademark Office
Address: COMMISSIONER FOR PATENTS
P.O. Box 1450
Alexandria, Virginia 22313-1450
www.uspto.gov

APPLICATION NO.	FILING DATE	FIRST NAMED INVENTOR	ATTORNEY DOCKET NO.	CONFIRMATION NO.
90/011,569	03/14/2011	7149511	5924-002-RE	6194

78724 7590 08/16/2011

Murphy & King Professional Corporation
1055 Thomas Jefferson Street, NW
Suite 400
WASHINGTON, DC 20007

EXAMINER

ART UNIT PAPER NUMBER

DATE MAILED: 08/16/2011

Please find below and/or attached an Office communication concerning this application or proceeding.



UNITED STATES PATENT AND TRADEMARK OFFICE

Commissioner for Patents
United States Patents and Trademark Office
P.O. Box 1450
Alexandria, VA 22313-1450
www.uspto.gov

THIRD PARTY REQUESTER'S CORRESPONDENCE ADDRESS
MURPHY & KING PROFESSIONAL CORPORATION
1055 THOMAS JEFFERSON STREET, N.W.
SUITE 400
WASHINGTON, D.C. 20007

Date:

MAILED

AUG 16 2011

CENTRAL REEXAMINATION UNIT

EX PARTE REEXAMINATION COMMUNICATION TRANSMITTAL FORM

REEXAMINATION CONTROL NO. : 90011569
PATENT NO. : 7149511
ART UNIT : 3992

Enclosed is a copy of the latest communication from the United States Patent and Trademark Office in the above identified ex parte reexamination proceeding (37 CFR 1.550(f)).

Where this copy is supplied after the reply by requester, 37 CFR 1.535, or the time for filing a reply has passed, no submission on behalf of the ex parte reexamination requester will be acknowledged or considered (37 CFR 1.550(g)).

Ex Parte Reexamination Interview Summary	Control No.	Patent Under Reexamination	
	90/011,569	7149511	
	Examiner	Art Unit	
	CHARLES CRAVER	3992	

All participants (USPTO personnel, patent owner, patent owner's representative):

- (1) CHARLES CRAVER, Alex Kosowski (3) Edward Bachner, Sudhanshu Pathak
(2) Chadwick Jackson, Al Gagliardi (4) C.K. Campbell

Date of Interview: 16 August 2011

Type: a) Telephonic b) Video Conference
c) Personal (copy given to: 1) patent owner 2) patent owner's representative)

Exhibit shown or demonstration conducted: d) Yes e) No.
If Yes, brief description: _____

Agreement with respect to the claims f) was reached. g) was not reached. h) N/A.
Any other agreement(s) are set forth below under "Description of the general nature of what was agreed to..."

Claim(s) discussed: 1 and 58.

Identification of prior art discussed: Salo, White, Nokia.

Description of the general nature of what was agreed to if an agreement was reached, or any other comments:
A proposed amendment was discussed aimed at overcoming the teaching of Nokia utilized in the rejection of claims. Salo and White, newly cited references, were also discussed.

(A fuller description, if necessary, and a copy of the amendments which the examiner agreed would render the claims patentable, if available, must be attached. Also, where no copy of the amendments that would render the claims patentable is available, a summary thereof must be attached.)

A FORMAL WRITTEN RESPONSE TO THE LAST OFFICE ACTION MUST INCLUDE PATENT OWNER'S STATEMENT OF THE SUBSTANCE OF THE INTERVIEW. (See MPEP § 2281). IF A RESPONSE TO THE LAST OFFICE ACTION HAS ALREADY BEEN FILED, THEN PATENT OWNER IS GIVEN ONE MONTH FROM THIS INTERVIEW DATE TO PROVIDE THE MANDATORY STATEMENT OF THE SUBSTANCE OF THE INTERVIEW (37 CFR 1.560(b)). THE REQUIREMENT FOR PATENT OWNER'S STATEMENT CAN NOT BE WAIVED. EXTENSIONS OF TIME ARE GOVERNED BY 37 CFR 1.550(c).

/Charles Craver/ Examiner, Art Unit 3992	/A. J. G./ Examiner, Art Unit 3992	/S.C.P./ Supervisory Patent Examiner, 3992
---	---------------------------------------	--

cc: Requester (if third party requester)

IN THE UNITED STATES PATENT AND TRADEMARK OFFICE ("USPTO")

First Named Inventor: U.S. Patent No. 7,149,511 **Confirmation No.:** 6194

Serial No.: 90/011,569 **Examiner:** CRAVER, Charles

Filed: March 14, 2011 **Group Art Unit:**

Title: WIRELESS INTELLIGENT PERSONAL SERVER

**Mail Stop Ex Parte Reexam
Central Reexamination Unit**
Commissioner for Patents
P.O. Box 1450
Alexandria, VA 22313-1450

RESPONSE

Sir:

In response to the Office Action dated June 28, 2011, whose period for response is set to expire on August 28, 2011, kindly amend the above-identified application as set forth below. In view of the same as well as the following remarks, kindly reconsider and further examine the application.

Listing of Claims begin on page 2 of this paper.

Remarks/Arguments begin on page 4 of this paper.

REEXAMINATION

Listing of Claims:

Please find below a listing of all pending claims. The statuses of the claims are set forth in parentheses. For those currently amended claims, underlined emphasis indicates insertions and ~~strikethrough~~ emphasis (and/or double brackets) indicates deletions.

The following claims have been rejected by the Examiner as anticipated by

1. (Currently Amended) A wireless intelligent personal network server, comprising:

a radio frequency (RF) receiver for receiving downstream data transmitted over a first wireless communications channel;

a memory;

a central processing unit (CPU);

a set of embedded machine language instructions within said personal network server, said set of embedded machine language instructions being executable by said CPU for processing said downstream data to provide at least one electronic file in said memory; and

a first interface for allowing an external display device ~~to selectively access to~~ pick and open said at least one electronic file while said at least one electronic file remains resident on said personal network server, wherein said personal network server is hand-portable.

REEXAMINATION

58. (Currently Amended) A wireless intelligent personal network server, comprising:

a radio frequency (RF) transceiver for receiving downstream data transmitted over a first wireless communications channel;

a memory;

a central processing unit (CPU);

a set of embedded machine language instructions within said personal network server, said set of embedded machine language instructions being executable by said CPU for processing said downstream data to provide at least one electronic file in said memory; and

a first interface for allowing an external display device ~~to selectively access to~~ pick and open said at least one electronic file while said at least one electronic file remains resident on said personal network server, wherein said personal network server is hand-portable.

REEXAMINATION

REMARKS

This communication is in response to the Office Action issued on June 28, 2011. In that Office Action the Examiner rejected claims 1 and 58 under 35 U.S.C. 102(e) as anticipated by Nokia User's Guide 9110, Ex. D of the Reexamination Request. The Applicants have amended claims 1 and 58. No new matter has been added. Claims 1 and 58 are currently pending in the reexamination.

I. Examiner's Interview

The Applicants and Applicant's representative, Chadwick Jackson, would like to thank the Examiner and his colleagues for the courtesy extended during the personal interview conducted on August 16, 2011. During the interview the claims were discussed as well as proposed amendments for overcoming the rejection. No agreement was reached.

II. Claim Rejection under 35 U.S.C. §102

Claims 1 and 58 stand rejected under 35 U.S.C. §102(e) as being anticipated by Nokia User's Guide 9110, Ex. D of the Reexamination Request (the "Nokia reference relied upon"). The Examiner argues that the file transfer function disclosed on pp. 43-45 and the backing up of documents from the communicator to the computer teaches the feature "an external display device to selectively access said at least one electronic file" recited in claims 1 and 58. The Nokia reference relied upon, however, fails to teach the invention as now claimed by amended claims 1 and 58. Amended claims 1 and 58 recite the feature "a first interface for allowing

REEXAMINATION

an external display device to pick and open said at least one electronic file while said at least one electronic file remains resident on said personal network server, wherein said personal network server is hand-portable.” Support for the amendment can be found, *inter alia*, at col. 8:34-42, col. 9:64-10:8, and col. 10:11-20. The transfer function and the backing up of documents from the communicator to the computer are not operations where a file is opened by an external display device to pick and open a file while the file remains resident on the personal network server. Accordingly, the Nokia reference relied upon fails to teach the invention of claims 1 and 58 and thus does not anticipate claims 1 and 58.

In view of the foregoing discussion, the rejection of claims 1 and 58 has been overcome. Accordingly, withdrawal of the rejection is respectfully requested.

III. Information Disclosure Statements

The Applicants submitted an Information Disclosure Statement on July 20, 2011 citing Publication Application No. 20040193695 to Salo et al. (“Salo”). Salo discloses an input device that transmits or receives information over a data link 16, such as a telephone line, dedicated computer connection, satellite connection, cellular telephone network, the Internet, or other data connection. The data link 16 is connected to a data center 17, which offers a central location for accessing and processing information from various remote enterprise networks 22. Data center 17 provides users with access to information or data maintained at the enterprise networks 22. See Salo, paragraph 41.

REEXAMINATION

FIG. 1A illustrates an embodiment of the Salo invention. The embodiment allows subscribers to securely and remotely access a centralized data center 190, which acts as an intermediary to facilitate subscriber information residing in an independent enterprise network 403 in real time. In one implementation of the Salo invention, a subscriber, by virtue of a remote access device 104, makes a request, across a network 100, to a data center 190, to supply subscriber information (e.g., messaging and collaboration information, such as electronic mail, appointment calendars, address/phone books) located in an enterprise network 403. The data center 190 receives the request, authenticates the subscriber, accesses the enterprise network 403, establishes a secure session with the enterprise network 403, retrieves the subscriber information, and formats the information in accordance with the display capabilities of the remote access device 104. The remote access device 104 may be connected to a "wireline" network (e.g., personal computer, kiosk, etc.) or may be connected to a wireless network (e.g., cellular phones, personal digital assistants [PDAs], Microsoft.RTM. Windows CE device, etc.). See Salo, paragraph 44.

Salo does not disclose the invention of claims 1 and 58. Specifically, Salo fails to teach the feature of "a first interface for allowing an external display device to pick and open said at least one electronic file while said at least one electronic file remains resident on said personal network server, wherein said personal network server is hand-portable." The requested subscriber information is not opened by the remote access device while it remains resident on the enterprise network or the data

REEXAMINATION

center. In addition, neither the data center nor the enterprise network is hand-portable.

The Applicants submitted an Information Disclosure Statement on August 11, 2011 citing U.S. Patent No. 7,778,595 to White et al. ("White"). White discloses wirelessly communicating selective information to an electronic device. According to one aspect of White, a user may interact with the Internet to select information, such as audio information, and wirelessly communicate the selected information to an electronic device. In a particularized form, a user may select information from an Internet website operable to allow selectivity of audio information such as songs, on-line radio stations, on-line broadcasts, streaming audio, or other selectable information. Upon selecting the audio information, information or data associated with the selected audio information is wirelessly communicated to an electronic device. The electronic device may then be used to process the selected audio information. In this manner, a user may receive selective audio information via a wireless electronic device.

Communications engine 102 is communicatively coupled to digital engine 101 and operable to wirelessly communicate the selected information to electronic device 103. During operation, audio information may be selected by a user utilizing a personal computer or other devices operable to communicate with an information network.

In another embodiment of White, a portable radio 500 may include memory operably located within for storing downloaded information. For example, portable radio 500 may include 32 MB of RAM allowing electronic device 502 to receive

REEXAMINATION

selective information and download the selective information to memory located within portable radio 500. In this manner, the downloaded music may be operable to be played within portable radio 500 while allowing electronic device to be removed from portable radio 500. Therefore, portable radio 500 including electronic device 502 allows a user to communicate selected audio information to portable radio 500.

In one embodiment of White, the automobile may include memory operable associated with the automobile for storing-information. The memory may be used in association with mount 511 and electronic device 512 to store the selected audio information. In this manner, voluminous audio information can be stored within the memory allowing electronic device 512 to receive additional information.

White does not disclose the invention of claims 1 and 58. Specifically, White fails to teach the feature of "a first interface for allowing an external display device to pick and open said at least one electronic file while said at least one electronic file remains resident on said personal network server, wherein said personal network server is hand-portable." The information downloaded to the electronic devices is not picked or opened by the portable radio or automobile while the downloaded information remains resident on the electronic device.

Conclusion

In light of the foregoing, withdrawal of the rejections of record and allowance of this application are earnestly solicited.

Should the Examiner believe that a telephone conference with the undersigned would assist in resolving any issues pertaining to the allowability of the

REEXAMINATION

above-identified application, please contact the undersigned at the telephone number listed below.

Respectfully submitted,

Dated: August 22, 2011

By /Chadwick A. Jackson, Reg. No. 46,495/

Chadwick A. Jackson
Registration No.: 46,495
Murphy & King, P.C.
1055 Thomas Jefferson St., N.W. Suite 400
Washington, D.C. 20007
Phone: 202-403-2102

Electronic Acknowledgement Receipt

EFS ID:	10786050
Application Number:	90011569
International Application Number:	
Confirmation Number:	6194
Title of Invention:	WIRELESS INTELLIGENT PERSONAL SERVER
First Named Inventor/Applicant Name:	7149511
Customer Number:	78724
Filer:	Chadwick A. Jackson/Alycia Johnson
Filer Authorized By:	Chadwick A. Jackson
Attorney Docket Number:	5924-002-RE
Receipt Date:	22-AUG-2011
Filing Date:	14-MAR-2011
Time Stamp:	16:19:09
Application Type:	Reexam (Patent Owner)

Payment information:

Submitted with Payment	no
------------------------	----

File Listing:

Document Number	Document Description	File Name	File Size(Bytes)/ Message Digest	Multi Part /.zip	Pages (if appl.)
1		7149511.pdf	1295026 <small>3326614c844ec157556d4f8ac420a1f489c3fa03</small>	yes	9

Multipart Description/PDF files in .zip description			
Document Description		Start	End
Amendment/Req. Reconsideration-After Non-Final Reject		1	1
Claims		2	3
Applicant Arguments/Remarks Made in an Amendment		4	9

Warnings:

Information:

Total Files Size (in bytes):	1295026
-------------------------------------	---------

This Acknowledgement Receipt evidences receipt on the noted date by the USPTO of the indicated documents, characterized by the applicant, and including page counts, where applicable. It serves as evidence of receipt similar to a Post Card, as described in MPEP 503.

New Applications Under 35 U.S.C. 111

If a new application is being filed and the application includes the necessary components for a filing date (see 37 CFR 1.53(b)-(d) and MPEP 506), a Filing Receipt (37 CFR 1.54) will be issued in due course and the date shown on this Acknowledgement Receipt will establish the filing date of the application.

National Stage of an International Application under 35 U.S.C. 371

If a timely submission to enter the national stage of an international application is compliant with the conditions of 35 U.S.C. 371 and other applicable requirements a Form PCT/DO/EO/903 indicating acceptance of the application as a national stage submission under 35 U.S.C. 371 will be issued in addition to the Filing Receipt, in due course.

New International Application Filed with the USPTO as a Receiving Office

If a new international application is being filed and the international application includes the necessary components for an international filing date (see PCT Article 11 and MPEP 1810), a Notification of the International Application Number and of the International Filing Date (Form PCT/RO/105) will be issued in due course, subject to prescriptions concerning national security, and the date shown on this Acknowledgement Receipt will establish the international filing date of the application.

Litigation Search Report CRU 3999

Reexam Control No. 90/011,569

TO: Craver, Charles
Location: CRU
Art Unit: 3992
Date: 09/27/11

From: Sharon S. Hoppe
Location: CRU 3999
MDE 5A64
Phone: (571) 272-1586

Case Serial Number: 90/011,569

Sharon.hoppe@uspto.gov

Search Notes

U.S. Patent No. 7,149,511

- 1) I performed a KeyCite Search in Westlaw, which retrieves all history on the patent including any litigation.
- 2) I performed a search on the patent in Lexis CourtLink for any open dockets or closed cases.
- 3) I performed a search in Lexis in the Federal Courts and Administrative Materials databases for any cases found.
- 4) I performed a search in Lexis in the IP Journal and Periodicals database for any articles on the patent.
- 5) I performed a search in Lexis in the news databases for any articles about the patent or any articles about litigation on this patent.

Litigation was not found.



Date of Printing: Sep 27, 2011

KEYCITE

C US PAT 7149511 WIRELESS INTELLIGENT PERSONAL SERVER, Assignee: Rosetta-Wireless Corporation (Dec 12, 2006)

History**Direct History**

=> 1 **WIRELESS INTELLIGENT PERSONAL SERVER**, US PAT 7149511, 2006 WL 3597408 (U.S. PTO Utility Dec 12, 2006) (NO. 09/652734)

Patent Family

2 A WIRELESS INTELLIGENT PERSONAL SERVER FOR ENABLING MOBILE WORKERS TO ACCESS UP-TO-DATE DATABASE FILES INCLUDES RECEIVING AND STORING A FILE VIA THE INTERNET AND A WIRELESS NETWORK, ACCESSED BY A COMPUTER OR WIRELESS TEL, Derwent World Patents Legal 2002-393794

Assignments

- 3 Action: ASSIGNMENT OF ASSIGNORS INTEREST (SEE DOCUMENT FOR DETAILS).
Number of Pages: 002, (DATE RECORDED: Jul 11, 2003)
- 4 Action: BILL OF SALE Number of Pages: 004, (DATE RECORDED: Jul 11, 2003)
- 5 Action: ASSIGNMENT OF ASSIGNORS INTEREST (SEE DOCUMENT FOR DETAILS).
Number of Pages: 005, (DATE RECORDED: Mar 19, 2001)

Patent Status Files

.. Request for Re-Examination, (OG DATE: May 24, 2011)

Prior Art (Coverage Begins 1976)

- H** 7 APPARATUS AND METHOD FOR INTELLIGENT ROUTING OF DATA BETWEEN A REMOTE DEVICE AND A HOST SYSTEM, US PAT 6198920 Assignee: Padcom, Inc., (U.S. PTO Utility 2001)
- H** 8 APPARATUS AND METHOD FOR TRANSPARENT WIRELESS COMMUNICATION BETWEEN A REMOTE DEVICE AND HOST SYSTEM, US PAT 6418324 Assignee: PADCOM, Incorporated, (U.S. PTO Utility 2002)
- C** 9 COMMUNICATION SYSTEM AND METHOD, US PAT 6680923 Assignee: Calypso Wireless, Inc., (U.S. PTO Utility 2004)
- C** 10 DATA COLLECTION AND DISSEMINATION SYSTEM, US PAT 6112206 Assignee: Intermec Technologies Corporation, (U.S. PTO Utility 2000)

© 2011 Thomson Reuters. All rights reserved.

- P** 11 ELECTRONIC MAIL SYSTEM WITH RF COMMUNICATIONS TO MOBILE PROCESSORS, US PAT 6317592Assignee: NTP Incorporated, (U.S. PTO Utility 2001)
- H** 12 ELECTRONIC MAIL SYSTEM WITH RF COMMUNICATIONS TO MOBILE PROCESSORS, US PAT 6067451Assignee: NTP Incorporated, (U.S. PTO Utility 2000)
- H** 13 ELECTRONIC MAIL SYSTEM WITH RF COMMUNICATIONS TO MOBILE PROCESSORS, US PAT 5625670Assignee: NTP Incorporated, (U.S. PTO Utility 1997)
- H** 14 ELECTRONIC MAIL SYSTEM WITH RF COMMUNICATIONS TO MOBILE PROCESSORS ORIGINATING FROM OUTSIDE OF THE ELECTRONIC MAIL SYSTEM AND METHOD OF OPERATION THEREOF, US PAT 5438611Assignee: NTP Incorporated, (U.S. PTO Utility 1995)
- P** 15 ELECTRONIC MAIL SYSTEM WITH RF COMMUNICATIONS TO MOBILE RADIOS, US PAT 5819172Assignee: NTP Incorporated, (U.S. PTO Utility 1998)
- C** 16 ELECTRONIC SHOPPING SYSTEM UTILIZING A PROGRAM DOWNLOADABLE WIRELESS VIDEOPHONE, US PAT 6512919Assignee: Fujitsu Limited, (U.S. PTO Utility 2003)
- C** 17 INTEGRATED COMMUNICATIONS ARCHITECTURE ON A MOBILE DEVICE, US PAT 6128661Assignee: Microsoft Corporation, (U.S. PTO Utility 2000)
- C** 18 E-MAIL NOTIFICATION DEVICE, US PAT 6446118Assignee: Designtech International, Inc., (U.S. PTO Utility 2002)
- C** 19 METHOD AND APPARATUS FOR PORTABLY PROVIDING SHARED REMOVABLE RESOURCES TO A PLURALITY OF COMPUTING DEVICES, US PAT 6003068Assignee: Electronic Data Systems Corporation, (U.S. PTO Utility 1999)
- C** 20 METHOD AND APPARATUS FOR PROVIDING MOBILE AND OTHER INTERMITTENT CONNECTIVITY IN A COMPUTING ENVIRONMENT, US PAT 6546425Assignee: Netmotion Wireless, Inc., (U.S. PTO Utility 2003)
- C** 21 METHOD AND APPARATUS FOR PROVIDING A 3- WAY CONNECTION BETWEEN A MOBILE COMPUTING DEVICE, A STATIONARY COMPUTING DEVICE AND A COMPUTER NETWORK, US PAT 5953507Assignee: International Business Machines, (U.S. PTO Utility 1999)
- C** 22 METHOD AND APPARATUS FOR REMOTELY PROGRAMMING A MOBILE DATA TELEPHONE SET, US PAT 5297192Assignee: AT&T Bell Laboratories, (U.S. PTO Utility 1994)
- C** 23 METHOD AND SYSTEM FOR CONNECTING COMMUNICATION DEVICES UTILIZING CONNECTION INFORMATION OBTAINED FROM A SERVER ON A NETWORK, US PAT 6317793Assignee: International Business Machines, (U.S. PTO Utility 2001)
- C** 24 METHOD OF OPERATING A PORTABLE COMMUNICATION DEVICE, US PAT 6198941Assignee: Lucent Technologies Inc., (U.S. PTO Utility 2001)
- C** 25 MOBILE COMPUTER SYSTEM DESIGNED FOR WIRELESS COMMUNICATION EXPANSION, US PAT 6516202Assignee: Handspring, Inc., (U.S. PTO Utility 2003)
- C** 26 MOBILE DOCUMENT PAGING SERVICE, US PAT 6430601Assignee: Xerox Corporation, (U.S. PTO Utility 2002)
- C** 27 MULTI-USER FLASH ROM UPDATE, US PAT 6279153Assignee: NEC Corporation, (U.S.

- PTO Utility 2001)
- C** 28 NETWORK PROTOCOL METHOD, ACCESS POINT DEVICE AND PERIPHERAL DEVICES FOR PROVIDING FOR AN EFFICIENT CENTRALLY COORDINATED PEER-TO-PEER WIRELESS COMMUNICATIONS NETWORK, US PAT 6058106Assignee: Motorola, Inc., (U.S. PTO Utility 2000)
 - C** 29 OVERCHARGE PROTECTION CIRCUITRY FOR RECHARGEABLE BATTERY PACK, US PAT 5867008Assignee: Double-Time Battery Corporation, (U.S. PTO Utility 1999)
 - C** 30 PERSONAL DIGITAL ASSISTANT WITH WIRELESS TELEPHONE, US PAT 6434403Assignee: Bodycom, Inc., (U.S. PTO Utility 2002)
 - C** 31 PERSONAL STORAGE DEVICE FOR APPLICATION AND DATA TRANSFER, US PAT 5982520Assignee: Xerox Corporation, (U.S. PTO Utility 1999)
 - C** 32 PORTABLE HANDHELD TERMINAL, US PAT 4916441Assignee: CliniCom Incorporated, (U.S. PTO Utility 1990)
 - C** 33 RADIO PHONE APPARATUS HAVING COMPACT CORDLESS EXTENSION UNIT, US PAT 5754625Assignee: NEC Corporation, (U.S. PTO Utility 1998)
 - C** 34 SYSTEM AND METHOD FOR INTERACTION BETWEEN ONE OR MORE DESKTOP COMPUTERS AND ONE OR MORE MOBILE DEVICES, US PAT 6272545Assignee: Microsoft Corporation, (U.S. PTO Utility 2001)
 - C** 35 SYSTEM AND METHOD FOR PUSHING CALENDAR EVENT MESSAGES FROM A HOST SYSTEM TO A MOBILE DATA COMMUNICATION DEVICE, US PAT 6463463Assignee: Research In Motion Limited, (U.S. PTO Utility 2002)
 - C** 36 SYSTEM AND METHOD FOR PUSHING INFORMATION FROM A HOST SYSTEM TO A MOBILE DATA COMMUNICATION DEVICE, US PAT 6701378Assignee: Research in Motion Limited, (U.S. PTO Utility 2004)
 - C** 37 SYSTEM AND METHOD FOR PUSHING INFORMATION FROM A HOST SYSTEM TO A MOBILE DATA COMMUNICATION DEVICE, US PAT 6463464Assignee: Research in Motion Limited, (U.S. PTO Utility 2002)
 - C** 38 SYSTEM AND METHOD FOR PUSHING INFORMATION FROM A HOST SYSTEM TO A MOBILE DATA COMMUNICATION DEVICE, US PAT 6401113Assignee: Research In Motion Limited, (U.S. PTO Utility 2002)
 - H** 39 SYSTEM AND METHOD FOR PUSHING INFORMATION FROM A HOST SYSTEM TO A MOBILE DATA COMMUNICATION DEVICE, US PAT 6389457Assignee: Research In Motion Limited, (U.S. PTO Utility 2002)
 - C** 40 SYSTEM AND METHOD FOR REDIRECTING MESSAGE ATTACHMENTS BETWEEN A HOST SYSTEM AND A MOBILE DATA COMMUNICATION DEVICE, US PAT 6438585Assignee: Research In Motion Limited, (U.S. PTO Utility 2002)
 - C** 41 SYSTEM FOR DELIVERING DATA CONTENT OVER A LOW BIT RATE TRANSMISSION CHANNEL, US PAT 6311058Assignee: Microsoft Corporation, (U.S. PTO Utility 2001)
 - H** 42 SYSTEM FOR INTERCONNECTING ELECTRONIC MAIL SYSTEMS BY RF COMMUNICATIONS AND METHOD OF OPERATION THEREOF, US PAT 5479472Assignee: NTP Incorporated, (U.S. PTO Utility 1995)

- C** 43 SYSTEM FOR TRANSMITTING DATA FILES BETWEEN COMPUTERS IN A WIRELESS ENVIRONMENT UTILIZING A FILE TRANSFER AGENT EXECUTING ON HOST SYSTEM, US PAT 5802312Assignee: Research in Motion Limited, (U.S. PTO Utility 1998)
- C** 44 SYSTEM HAVING WIRELESS INTERFACE DEVICE FOR STORING COMPRESSED PRE-DETERMINED PROGRAM FILES RECEIVED FROM A REMOTE HOST AND COMMUNICATING WITH THE REMOTE HOST VIA WIRELESS LINK, US PAT 6108727Assignee: Packard Bell NEC, (U.S. PTO Utility 2000)
- C** 45 WIRELESS MOBILE DEVICES HAVING IMPROVED OPERATION DURING NETWORK UNAVAILABILITY, US PAT 6721288Assignee: Openwave Systems Inc., (U.S. PTO Utility 2004)
- C** 46 WIRELESS REMOTE SYNCHRONIZATION OF DATA BETWEEN PC AND PDA, US PAT 6034621Assignee: Lucent Technologies, Inc., (U.S. PTO Utility 2000)

LexisNexis CourtLink

[My Briefcase](#) | [Order Runner Documents](#) | [Available Courts](#) | [Total Litigator](#) | [Lexis.com](#) | [Sign Out](#) | [Learning Center](#)
Welcome, Sharon Hoppe

Single Search - with Terms and Connectors

Enter keywords - Search multiple dockets & documents

Search

[View Demo](#)
[Search Tips](#)

[My CourtLink](#) [Search](#) [Dockets & Documents](#) [Track](#) [Alert](#) [Strategic Profiles](#) [My Account](#)



[Search](#) > [Patent Search](#) > Searching

Patent Search 7149511 9/27/2011

No cases found.

Return to Search

(Charges for search still apply)



LexisNexis

[About LexisNexis](#) | [Terms & Conditions](#) | [Pricing](#) | [Privacy](#) | [Customer Support](#) - 1-888-311-1966
Copyright © 2011 LexisNexis®. All rights reserved.

652734 (09) 7149511 December 12, 2006

UNITED STATES PATENT AND TRADEMARK OFFICE GRANTED PATENT

7149511

Get Drawing Sheet 1 of 3
Access PDF of Official Patent *
Order Patent File History / Wrapper from REEDFAX®
Link to Claims Section

December 12, 2006

Wireless intelligent personal server

REEXAM-LITIGATE:

Reexamination requested March 14, 2011 by PATENT OWNER, Reexamination No. 90/011,569 (O.G. May 24, 2011) Ex. Gp.: 3992 March 14, 2011

INVENTOR: Bachner, III, Edward F. - Lockport, ILLINOIS, United States of America (US), United States of America (US) ; Major, John - Rancho Santa Fe, CALIFORNIA , United States of America (US), United States of America (US) ; Du, Xin - Bartlett, ILLINOIS, United States of America (US), United States of America (US)

APPL-NO: 652734 (09)

FILED-DATE: August 31, 2000

GRANTED-DATE: December 12, 2006

PRIORITY: August 31, 2000 - 09652734, United States of America (US)

ASSIGNEE-PRE-ISSUE:

March 19, 2001 - ASSIGNMENT OF ASSIGNORS INTEREST (SEE DOCUMENT FOR DETAILS)., DOUBLE-TIME CORPORATION, 110 EAST SCHILLER STREET, SUITE 203, ELMHURST, ILLINOIS, UNITED STATES OF AMERICA (US), 60126, Reel and Frame Number: 011623/0659
July 11, 2003 - BILL OF SALE, CMM L.L.C., 110 E. SCHILLER ST., STE. 204, ELMHURST, ILLINOIS, UNITED STATES OF AMERICA (US), 60126, Reel and Frame Number: 013796/0225
July 11, 2003 - ASSIGNMENT OF ASSIGNORS INTEREST (SEE DOCUMENT FOR DETAILS)., ROSETTA-WIRELESS CORPORATION, 110 E. SCHILLER ST., SUITE 202, ELMHURST, ILLINOIS, UNITED STATES OF AMERICA (US), 60126, Reel and Frame Number: 013794/0375

ASSIGNEE-AT-ISSUE:

Rosetta-Wireless Corporation, Oakbrook Terrace, ILLINOIS, United States of America (US), United States company or corporation (02)

LEGAL-REP: McCluskey, Momkus ; Perkins, Jefferson

PUB-TYPE: December 12, 2006 - Patent without a pre-grant publication (B1)

PUB-COUNTRY: United States of America (US)

LEGAL-STATUS:

March 19, 2001 - ASSIGNMENT
July 11, 2003 - ASSIGNMENT
July 11, 2003 - ASSIGNMENT
June 3, 2010 - FEE PAYMENT

FILING-LANG: English (EN) (ENG)

PUB-LANG: English (EN) (ENG)

US-MAIN-CL: 455#419

US-ADDL-CL: 455#412.1, 455#412.2, 455#418, 455#422.1, 455#550.1, 455#556.1, 455#557, 709#202, 709#203, 709#216, 709#219

CL: 455, 709

SEARCH-FLD: 455#550, 455#556, 455#557, 455#566, 455#572, 455#573, 455#418, 455#419, 455#420, 455#403, 455#422, 455#412, 455#414, 455#517, 455#554, 455#555, 455#558, 455#575, 455#90, 455#412.1, 455#412.2, 455#426.1, 455#426.2, 455#500, 455#502, 455#423, 455#424, 455#425, 455#67.11, 455#552.1, 455#562.1, 455#556.1, 455#561, 455#466, 455#414.4, 345#901, 345#903, 345#905, 345#1.1, 345#2.3, 345#3.1, 709#202, 709#203, 709#216, 709#219

IPC-MAIN-CL: [8] H04Q 007#20 (20060101) Core Inventive 20061212 (C F I B H US)

IPC-ADDL-CL: [8] H04Q 007#20 (20060101) Advanced Inventive 20061212 (A F I B H US)

IPC-ADDL-CL: [8] H04L 029#06 (20060101) Core Inventive 20051008 (C I R M EP)

IPC-ADDL-CL: [8] H04L 029#06 (20060101) Advanced Inventive 20051008 (A I R M EP)

IPC-ADDL-CL: [8] H04L 029#08 (20060101) Core Inventive 20070721 (C I R M EP)

IPC-ADDL-CL: [8] H04L 029#08 (20060101) Advanced Inventive 20070721 (A I R M EP)

IPC-ADDL-CL: [8] H04Q 007#32 (20060101) Core Inventive 20061212 (C L I B H US)

IPC-ADDL-CL: [8] H04Q 007#32 (20060101) Advanced Inventive 20061212 (A L I B H US)

PRIM-EXMR: Ferguson, Keith

REF-CITED:

4916441, April 10, 1990, Gombrich, United States of America (US)
5297192, March 22, 1994, Gerszberg, United States of America (US)
5438611, August 1, 1995, Campana, Jr. et al., United States of America (US)
5479472, December 26, 1995, Campana, Jr. et al., United States of America (US)
5625670, April 29, 1997, Campana, Jr. et al., United States of America (US)
5754625, May 19, 1998, Shimura, United States of America (US)
5802312, September 1, 1998, Lazaridis et al., United States of America (US)
5819172, October 6, 1998, Campana, Jr. et al., United States of America (US)
5953507, September 14, 1999, Cheung et al., United States of America (US)
5982520, November 9, 1999, Weiser et al., United States of America (US)
6003068, December 14, 1999, Sopko, United States of America (US)
6058106, May 2, 2000, Cudak et al., United States of America (US)
6067451, May 23, 2000, Campana, Jr. et al., United States of America (US)
6108727, August 22, 2000, Boals et al., United States of America (US)

6112206, August 29, 2000, Morris et al., United States of America (US)
6128661, October 3, 2000, Flanagin et al., United States of America (US)
6198920, March 6, 2001, Doviak et al., United States of America (US)
6198941, March 6, 2001, Aho et al., United States of America (US)
6272545, August 7, 2001, Flanagin et al., United States of America (US)
6279153, August 21, 2001, Bi et al., United States of America (US)
6311058, October 30, 2001, Wecker et al., United States of America (US)
6317592, November 13, 2001, Campana, Jr. et al., United States of America (US)
6317793, November 13, 2001, Toyosawa, United States of America (US)
6389457, May 14, 2002, Lazaridis et al., United States of America (US)
6401113, June 4, 2002, Lazaridis et al., United States of America (US)
6418324, July 9, 2002, Doviak, United States of America (US)
6430601, August 6, 2002, Eldridge et al., United States of America (US)
6434403, August 13, 2002, Ausems et al., United States of America (US)
6438585, August 20, 2002, Mousseau et al., United States of America (US)
6446118, September 3, 2002, Gottlieb, United States of America (US)
6463463, October 8, 2002, Godfrey et al., United States of America (US)
6463464, October 8, 2002, Lazaridis et al., United States of America (US)
6512919, January 28, 2003, Ogasawara, United States of America (US)
6516202, February 4, 2003, Hawkins et al., United States of America (US)
6546425, April 8, 2003, Hanson et al., United States of America (US)
6680923, January 20, 2004, Leon, United States of America (US)
6701378, March 2, 2004, Gilhuly et al., United States of America (US)
6721288, April 13, 2004, King et al., United States of America (US)
20010029178, October 11, 2001, Criss et al., United States of America (US)
20040204041, October 14, 2004, Fillebrown et al., United States of America (US)
1016986, July 5, 2000, European Patent Office (EP)

CORE TERMS: wireless, display, network, memory, wireless telephone, electronic, user, stored, downstream, channel, server, transmission, intelligent, digital, interface, update, wireless communications, receiver, upstream, acknowledgement, external, e-mail, machine language, transmitted, computer, database, message, electrical, send, port

ENGLISH-ABST:

A wireless intelligent personal server includes a radio frequency (RF) receiver, a memory for storing electronic files, a set of embedded machine language instructions, a central processing unit (CPU), a first interface for a display device, such as a personal digital assistant (PDA), and a second interface for a wireless telephone. The RF receiver receives downstream data transmitted over a downstream wireless communications channel. The CPU executes the machine language instructions to process the downstream data and, thereby, either update an existing target electronic file stored in the memory, so that the target electronic file reflects changes made to a source electronic file, or create a new electronic file in the memory. A display device may be brought into communication with the wireless intelligent personal server, via the first interface, to access the electronic files stored in the memory. The wireless intelligent personal server may also transmit an upstream signal over an upstream wireless communication channel, such as by using a wireless telephone, in communication via the second interface. The upstream signal may acknowledge receipt of the downstream data, or it may include upstream data reflecting changes to the electronic files stored in the memory made by the display device.

NO-OF-CLAIMS: 80

EXMPL-CLAIM: 1

NO-OF-FIGURES: 4

NO-DRWNG-PP: 3**SUMMARY:****BACKGROUND OF THE INVENTION****[0001]A. Field of the Invention**

[0002]This invention relates to the field of wireless telecommunications. More particularly, this invention relates to a wireless intelligent personal server that receives data transmitted over a wireless communications channel and automatically processes it so as to maintain a copy of at least one electronic file stored in a source computer.

[0003]B. Description of Related Art

[0004]A typical modern office uses a number of different databases of information that are frequently updated. Examples of such databases include schedules, contact lists, price lists, real estate lists, and incoming e-mails. Such databases are typically stored as electronic files on either an office-wide server or on individual personal computers located in the office space. Typically, individual workers in the office space are able to use personal computers, usually with network connections, to access the databases. More particularly, the personal computers typically run applications that retrieve the desired information from the databases and display it to the user. With this configuration, the most up-to-date versions of the databases are typically available to the individual workers, even though the electronic database files are frequently updated.

[0005]However, many workers often work outside of the office environment at least one day per week, and, typically, it is more difficult to gain access to the most up-to-date versions of important electronic files when outside of the office environment. A currently used solution is to use portable computers to "dial in" to the office network using the PSTN, Internet, or other wireline networks. However, mobile workers do not always have access to wireline connections at all desired times. Accordingly, wireless communications systems have been developed by which mobile workers can access their office databases even without a wireline connection. As an example, some wireless telephones are able to send and receive limited amounts of data using the wireless application protocol (WAP).

[0006]However, most of these wireless communications approaches, including the WAP approach, use a "pull" methodology, whereby the user first requests the information and then waits for a response. This "pull" methodology has the disadvantage of high latency and, typically, high cost. The high latency arises from the delay that typically occurs in each step of the process of retrieving the desired information. In particular, there is the time spent entering the keystrokes needed to make the request, the airtime spent transmitting the request, the delay in having the request reaching the office network through intermediate networks, the delay in having the office network search through its databases to formulate a response, and the delay in transmitting the response through the intermediate networks and then over the air interface. The high latency is not only troublesome to the user; it leads to high costs due to the airtime needed to process the request and the response.

[0007]The problem becomes more acute the more interactive the transaction becomes. A user using WAP to retrieve a new e-mail message with an attachment provides a simple illustration of the problem. First, the user requests the new e-mail message and receives it after waiting for the latency period described above, for which the user is typically charged airtime. Second, the user reads the new e-mail message and sees that it has an attachment. Then the user must make another request to receive the attachment. The user waits for another latency period to receive it, thereby typically incurring additional airtime charges. Moreover, the latency period

may be quite long, because files attached to e-mails are often quite large. Accordingly, existing "pull" approaches, such as WAP have substantial disadvantages.

[0008]Another problem with many technologies for receiving data over wireless channels is that they are highly device-specific, i.e., they are based on providing wireless functionality to existing devices, such as specific models of personal digital assistants (PDAs). However, there are a number of problems with device-specific approaches. First, many people use different computing devices at different times, so that providing only one of the user's computing devices with wireless functionality is, at best, only a partial solution. Second, different computing devices differ in their abilities to handle different types of data. For example, desktop PCs typically have much more memory than PDAs, and desktop PCs often have access to high quality monitors, speakers, and peripherals to display information and provide functionality to the user in ways that are unavailable to typical PDAs. On the other hand, PDAs also have many advantages over a desktop PC, such as portability. In addition to the availability of different hardware, different computing devices may have different operating systems and applications available to them. Accordingly, approaches that provide wireless functionality only to specific devices have substantial disadvantages.

[0009]For example, Kaufman, U.S. Pat. No. 6,034,621, discloses systems and methods for communicating changes made to a data file on a personal computer (PC) to a personal digital assistant (PDA). In accordance with some of the disclosed embodiments, when the data file on the PC is changed, synchronization information is transmitted over a paging network to a pager that is connected to the PDA, such as by a serial or parallel connection. A synchronization routine in the PDA then interacts with the synchronization information output from the pager to update the data file in the PDA.

[0010]While potentially reducing the latency problem, at least for small amounts of data, the Kaufman approach suffers from a number of disadvantages. First, PDAs are not typically on all of the time. Thus, update information may be missed because of the PDA being off. Second, PDAs typically have a very limited memory, i.e., 8 megabytes or less. Because of this limited memory, mobile workers may not be able to access some of the very large electronic files that they can access at their offices.

SUMMARY OF THE INVENTION

[0011]In a first principal aspect, the present invention provides a wireless intelligent personal server that comprises a radio frequency (RF) receiver for receiving downstream data transmitted over a wireless communications channel, a memory, a central processing unit (CPU), a set of embedded machine language instructions that are executable by the CPU for processing the downstream data to provide at least one electronic file in the memory, and a first interface for allowing an external display device to access the at least one electronic file.

[0012]In a second principal aspect, the present invention provides a wireless data communication system that comprises a wireless intelligent personal server and a wireless telephone in communication with the wireless intelligent personal server. The wireless intelligent personal server includes a memory and a radio frequency (RF) receiver. The RF receiver receives downstream data transmitted over a first wireless communications channel, and the wireless intelligent personal server processes the downstream data to provide at least one electronic file in the memory. The wireless telephone transmits an acknowledgement over a second wireless communications channel when the wireless intelligent personal server receives the downstream data.

[0013]In a third principal aspect, the present invention provides a wireless data display system that comprises a wireless intelligent personal server and a display device in communication with the wireless intelligent personal server. The wireless intelligent personal server includes a memory and a radio frequency (RF) receiver. The RF receiver receives downstream data

transmitted over a wireless communications channel, and the wireless intelligent personal server processes the downstream data to provide at least one electronic file. The display device has at least one application that accesses the at least one electronic file to display information to a user.

[0014]In a fourth principal aspect, the present invention provides a method for updating a target electronic file to reflect changes made to a source electronic file. In accordance with the method, the target electronic file is stored in a wireless intelligent personal server. The wireless intelligent personal server receives downstream data transmitted over a wireless communications channel. The downstream data reflects changes made to the source electronic file. The wireless intelligent personal server automatically updates the target electronic file with the downstream data to provide an updated electronic file. A display device is brought into communication with the wireless intelligent personal server, and the display device accesses the updated electronic file.

[0015]In a fifth principal aspect, the present invention provides a method for creating, without user intervention, an electronic file on a wireless intelligent personal server. In accordance with the method, the wireless intelligent personal server receives downstream data transmitted over a wireless communications channel. The wireless intelligent personal server automatically creates the electronic file from the downstream data. A display device is brought into communication with the wireless intelligent personal server, and the display device accesses the electronic file.

DRWDESC:

BRIEF DESCRIPTION OF THE DRAWINGS

[0016]FIG. 1 is a functional block diagram of a wireless synchronization system, in accordance with an exemplary embodiment of the present invention.

[0017]FIG. 2 is a functional block diagram of a wireless intelligent personal server, in accordance with an exemplary embodiment of the present invention.

[0018]FIG. 3 is a front plan view of the wireless intelligent personal server of FIG. 2, in accordance with an exemplary embodiment of the present invention.

[0019]FIG. 4 is a side plan view of the wireless intelligent personal server of FIG. 2, in accordance with an exemplary embodiment of the present invention.

DETDESC:

DETAILED DESCRIPTION OF THE INVENTION

[0020]FIG. 1 is a functional block diagram of a wireless communication system **10** in accordance with an exemplary embodiment of the present invention. System **10** includes an enterprise information technology (IT) system **12**, which typically includes a plurality of computers and other devices networked together to provide computing and information technology services for a business or other organization. As shown in FIG. 1, one or more personal computers, such as personal computer (PC) **14**, are connected to enterprise IT system **12**. Enterprise IT system **12** may also have access to a centralized database for the enterprise, such as enterprise database **16**, as shown in FIG. 1. Enterprise IT system **12** may be located entirely within one office area, or it may be distributed over various remote locations.

[0021]System **10** also includes a first wireless network **20** and a second wireless network **22**. First wireless network **20** is able to transmit data, at least intermittently, over one or more downstream wireless channels to wireless receivers operating within its wireless coverage area. Preferably, first wireless network **20** uses subcarriers of frequency modulated (FM) radio transmissions and/or televisions transmissions to provide the downstream wireless channels. Most preferably, the subcarriers used by first wireless network **20** are modulated using orthogonal frequency division multiplexing (OFDM) in order to minimize multipath effects, such as fading and distortion, and to increase data throughput. Alternatively, first wireless network **20** may be a one-way paging network, which may use the FLEX™ protocol of Motorola, Inc., a two-way paging network, which may use the ReFLEX™ protocol of Motorola, Inc., or it may wirelessly transmit data by some other means.

[0022]Second wireless network **22** is preferably a cellular or PCS network that provides two-way wireless communications, in a format, such as AMPS, TDMA, CDMA, or GSM, for wireless telephones, such as wireless telephone **24**. Thus, with reference to FIG. 1, wireless telephone **24** is able to transmit to wireless network **22** over an upstream channel **26** and is able to receive from wireless network **22** using a downstream channel **27**.

[0023]An intermediate network **28** is connected to first wireless network **20** and to second wireless network **22**, and enterprise IT system **12** uses a wireless network management system **29** to communicate with wireless networks **20** and **22**, via intermediate network **28**. Intermediate network **28** maybe any wide-area network (WAN) or local-area network (LAN) capable of transmitting digital data between enterprise IT system **12** and wireless networks **20** and **22**. Preferably, intermediate network **28** is either the Internet or a private corporate network.

[0024]A wireless intelligent personal server (WIPS) **30** is able to receive data wirelessly transmitted by first wireless network **20**. When WIPS **30** receives data transmitted by wireless network **20**, WIPS **30** stores it in its memory, as described in more detail below. WIPS **30** is able to transfer the data stored in its memory to and from different types of display devices **32**, on at least an intermittent basis, as indicated by the dotted line in FIG. 1. WIPS **30** may also be able to transfer data from its memory to and from wireless telephone **24** on at least an intermittent basis, as indicated by the dotted line in FIG. 1.

[0025]Display device **32** is a device that has a user interface for displaying the data stored in WIPS **30**. More particularly, display device **32** typically runs one or more applications to access the data stored in WIPS **30** and to display it to the user. The applications on display device **32** may also allow the user to modify the data stored in WIPS **30**. Display device **32** may be a fixed-mounted device, such as a desktop PC, an advanced video game device, such as a Sony "PlayStation 2" device, or a set-top television controller box, such as the type used to access services such as WebTV© (and which may also provide game-type functionality), or display device **32** may be a portable device, such as a laptop PC or a personal digital assistant (PDA). Moreover, WIPS **30** preferably allows different kinds of display device **32** to access the data stored on it at different times. For example, a user may use a first desktop PC as display device **32** to access the data stored in WIPS **30** at work, may use a PDA as display device **32** to access the data stored in WIPS **30** while traveling, and may use a Sony "PlayStation 2" device as display device **32** while at home.

[0026]Data transfer between WIPS **30** and wireless telephone **24** and display device **32** may occur in various ways. For example, WIPS **30** may be electrically connected to wireless telephone **24** and/or display device **32**. Such electrical connection may be direct, i.e., so that electrical contacts on WIPS **30** directly contact electrical contacts on wireless telephone **24** and/or display device **32**. Alternatively, the electrical connection may be through electrical cables, which may be provided with standard connectors, such as USB connectors. Data transfer between WIPS **30** and wireless telephone **24** and display device **32** may also be wireless. For example, WIPS **30** and either wireless telephone **24** or display device **32** may be provided with infrared ports, such as IrDA ports. Alternatively, WIPS **30** and either wireless

telephone **24** or display device **32** may use short-range RF communication, such as the Bluetooth protocol, to transfer data. Other methods for data transfer may also be used. For example, WIPS **30** may be provided with a flash memory card, in which case data transfer to display device **32** may be effected by removing the flash memory card from WIPS **30** and connecting it to display device **32**. In any event, the connections between WIPS **30** and wireless telephone **24** and display device **32** may be only intermittent. For example, in some embodiments, wireless telephone **24** may be directly electrically connected to WIPS **30** most of the time. However, the user may disconnect wireless telephone **24** from WIPS **30** in order to make or receive calls.

[0027]WIPS **30** receives data transmitted by first wireless network **20** over a downstream channel **34**. Because this data transmission may occur at any time, WIPS **30** is preferably always on in order to receive the transmission. When WIPS **30** receives a data transmission, WIPS **30** determines whether the transmission is intended for it, and, if it is, WIPS **30** processes the data transmission accordingly. Typically, this means that WIPS **30** uses the data from the transmission either to update one or more of the files stored in its memory or to add a new file to its memory. Preferably, WIPS **30** performs these functions automatically, so that the user can receive the data while performing other tasks. As described in more detail below, the user is then able to use display device **32** to access the data stored in WIPS **30**.

[0028]Once WIPS **30** has successfully received the data transmission, WIPS **30** preferably sends an acknowledgement signal. In preferred embodiments, WIPS **30** uses wireless telephone **24** to send the acknowledgement signal to second wireless network **22** over an upstream channel **26**. To accomplish this, WIPS **30** may make use of electrical contacts, provided in most types of wireless telephone **24**, that enable wireless telephone **24** to be remotely controlled. Thus, WIPS **30** sends signals to wireless telephone **24** to cause it to dial a predetermined telephone number and then, once the call is established, to transmit the acknowledgement signal. Because the acknowledgement signal will typically be a digital signal, WIPS **30** may use different techniques for transmitting it, depending on the type of wireless telephone **24**. For example, if wireless telephone **24** can only transmit analog signals, then WIPS **30** preferably modulates the digital acknowledgement signal before transmitting it to wireless telephone **24**. If wireless telephone **24** can transmit digital signals, such as signals in CDMA, TDMA, or GSM format, then WIPS **30** may transmit the acknowledgement signal to wireless telephone **24** in digital packet form.

[0029]However, at certain times when WIPS **30** is ready to send the acknowledgement signal, wireless telephone **24** may not be available. For example, wireless telephone **24** may not be connected to, or in the range of wireless communication with, WIPS **30**. Wireless telephone **24** may also be unavailable because it is turned off or because it is engaged in a telephone call. When wireless telephone **24** is unavailable, WIPS **30** preferably postpones the acknowledgement until wireless telephone **24** becomes available for use. First wireless network **20** will typically re-transmit the data intended for WIPS **30** until the acknowledgement from WIPS **30** is received.

[0030]As an alternative approach, WIPS **30** may be able to transmit wireless signals on its own, without the need for wireless telephone **24**. For example, WIPS **30** may use cellular digital packet data (CDPD) technology to transmit signals to second wireless network **22** over upstream channel **26**. As another approach, first wireless network **20** may be a two-way network, in which case, WIPS **30** may use the upstream channels of first wireless network **20**.

[0031]As noted above, the data stored in WIPS **30** may be accessed by display device **32**. Preferably, display device **32** accesses the memory in WIPS **30** as it would an external device, such as an external hard drive or a server on a local area network (LAN). In this way, display device **32** can take advantage of the much larger memory that may be available in WIPS **30**.

[0032]In addition, a user may use different display devices to access the data stored in WIPS **30** at different times. For example, a user may use a desktop PC to access WIPS **30** while at

home, a laptop PC to access WIPS **30** while at work, a customer's device to access WIPS **30** while visiting a customer, and a PDA to access WIPS **30** while traveling. In this way, WIPS **30** may serve as a convenient storage device so that a user's important files are available wherever the user goes and are automatically and continually updated with new information wherever the user travels within the range of wireless network **20**.

[0033]In this way, the electronic files stored in WIPS **30** may be automatically updated to reflect changes in the corresponding electronic files of enterprise IT system **12**. This capability can be very important to a user who maintains important data files on enterprise IT system **12** at work but who also needs to access the information while the user is traveling. Such important data files may include the user's calendar of appointments, inventory availability and current pricing, contacts, and incoming e-mail messages.

[0034]For example, if the user is out of the office, the user's secretary may use computer **14** to enter a new appointment into the user's calendar. The calendar is typically stored as an electronic file on computer **14**, enterprise database **16**, or elsewhere on enterprise IT system **12**. By means of WIPS **30**, the user is able to have access to the updated calendar in the following way. Enterprise IT **12** sends the information needed to update the calendar to wireless network management system **29**, which, in turn, transmits it to first wireless network **20** via intermediate network **28**. First wireless network **20** then transmits the update information to WIPS **30** over downstream channel **34**. WIPS **30** receives the transmission and uses the information to update the calendar stored as an electronic file in its memory. To signal that it has successfully received the update information, WIPS **30** uses wireless telephone **24** to transmit an acknowledgement over upstream channel **26** to second wireless network **22**. Second wireless network **22**, in turn, transmits the acknowledgement to wireless network management system **29**, via intermediate network **28**. Preferably, wireless network management system **29** resends the update information, via intermediate network **28**, to first wireless network **20** for re-transmission until management system **29** receives the acknowledgement, in order to ensure that WIPS **30** receives the update information. In this way, updates to important files on enterprise IT system **12** are automatically sent to WIPS **30**, so that WIPS **30** will maintain up-to-date copies of these important files. The user then brings WIPS **30** into communication with display device **32** in order to access the electronic files stored in WIPS **30**.

[0035]In many cases, it is desirable to have changes made to the electronic files stored in WIPS **30** reflected in the files stored in enterprise IT system **12**. In particular, display device **32** may change the electronic files stored in WIPS **30** that it accesses. For example, the accessed electronic file may be the user's incoming e-mail messages, in which case the user may wish to delete the incoming e-mails after the user has read them. WIPS **30** may make the change, e.g., deleting one or more of the incoming e-mail messages, in the electronic file stored in its memory. WIPS **30** may also generate a stream of upstream data in order to have the change reflected in the corresponding electronic file in enterprise IT system **12**. WIPS **30** causes wireless telephone **24** to transmit the upstream data over upstream channel **26** to second wireless network **22**, which then passes the upstream data to wireless network management system **29**, via intermediate network **28**. Management system **29** recognizes that a change is being requested, and, if the requested change is validated, management system **29** passes the upstream data to enterprise IT network **12**. Enterprise IT network **12**, in turn, uses the upstream data to change its copy of the electronic file.

[0036]System **10** may also "push" other files to WIPS **30**. For example, system **10** may "push" subscription data transmissions, such as stock closing prices. System **10** may push audio files, such as conference calls or books in an audio format. System **10** may also push the calendars of others in a user's organization to allow scheduling of meetings.

[0037]Shown in FIG. 2 is a functional block diagram of WIPS **30**, in accordance with an exemplary embodiment of the present invention. The operation of WIPS **30** is controlled by a central processing unit (CPU) **100** that executes a set of embedded machine language

instructions **102**. Embedded machine language instructions **102** are preferably contained a nonvolatile memory, such as a flash memory or a read only memory (ROM).

[0038]CPU **100** also has access, via a memory management system **104**, to a memory system **106** for storing the electronic files that WIPS **30** automatically updates and that display devices are able to access. Memory system **106** preferably includes a non-volatile memory, such as a flash memory **108**. The electronic files are stored primarily in flash memory **108**. In preferred embodiments, flash memory **108** also contains embedded machine language instructions **102**. Accordingly, flash memory **108** preferably has a capacity of 96 megabytes or larger, in order to be able to accommodate large electronic files. Flash memory **108** may also be removable and substitutable by the user.

[0039]Memory system **106** may also include other types of memory, such as a volatile random access memory (RAM) **110**. Volatile RAM **110** may be DRAM, SRAM, or other type. Memory system **106** may also include an auxiliary memory **112**, which may be a hard disk drive, such as the 340 megabyte Microdrive™ from IBM. Memory management system **104** manages memory system **106** by keeping track where memory is available in system **106** and routing data from CPU **100** to be stored in memory accordingly.

[0040]WIPS **30** includes a radio frequency (RF) receiver **120**, which is provided with an antenna **122**. Antenna **122** preferably includes crossed dipole segments, with each dipole tuned to resonate on opposite ends of the desired receiving band, so as to minimize multipath and cross-polarization fading.

[0041]RF receiver **120** receives signals from first wireless network **20** carried in wireless communication channel **34** and demodulates the signals in wireless communication channel **34** to extract the digital data. As shown in FIG. 2, RF receiver **120** is preferably controlled by CPU **100** to scan through the various wireless channels available to locate usable signals, i.e., signals using the correct modulation scheme and a low bit-error rate.

[0042]As noted above, wireless network **20** preferably uses OFDM subcarriers to FM and/or television broadcasts as its wireless communication channels. In the case that wireless network **20** is a two-paging network that uses the ReFLEX™ protocol, then the CreaLink™2 XT two-way data transceiver, available from Motorola, Inc., is an example of a system that may be used as RF receiver **120**.

[0043]In order to make transmissions more reliable, the data carried in wireless communication channel **34** preferably includes forward error correction codes. Accordingly, the digital data from RF receiver **120** is preferably processed by forward error correction circuitry **124** in order to utilize the forward error codes, as needed, to provide corrected digital data. Forward error correction circuitry **124** may be provided by using the AHA4210 single-chip forward error correction device, which is available from Advanced Hardware Architectures, Pullman, Wash.

[0044]CPU **100** also typically controls a display device interface **130** and a wireless telephone interface **132**. Display device interface **130** allows display device **32** to access electronic files stored in memory system **106**. In some embodiments, interface **130** may provide display **32** only read-only access to memory system **106**. Preferably, however, interface **130** also allows display device **32** to change the electronic files stored in memory system **106**. In general, access by display device **32** will involve the transfer of digital data between WIPS **30** and display device **32**. As noted above, this transfer of digital data may be over an electrical connection, or it may be over a wireless connection, such as IrDA or Bluetooth. Thus, display device interface **130** is preferably connected to at least one electrical connector **134** to electrically connect to display device **32**. However, display device interface **130** may also be connected to an IrDa port **136** and/or to a Bluetooth transceiver **138** provided with an antenna **140**.

[0045]Wireless telephone interface **132** allows WIPS **30** to control wireless telephone **24**. As

described above, WIPS **30** typically controls wireless telephone **24** to transmit signals to wireless network **22** over upstream wireless channel **26**. The signals that WIPS **30** causes wireless telephone **24** to transmit may be simple acknowledgement signals or they may include digital data that reflects changes made to one or more electronic files stored in memory system **106**. Accordingly, WIPS **30** may be provided with one or more means for transferring digital data to wireless telephone **24**. Wireless telephone interface **132** is preferably connected to at least one electrical connector **142** to allow WIPS **30** to be electrically connected to wireless telephone **24**. Interface **132** may also be connected to an IrDa port **144** and/or a Bluetooth transceiver **146** with an antenna **148** to allow communication with wireless telephone **24**.

[0046]CPU **100**, executing embedded machine language instructions **102**, automatically controls the operation of WIPS **30** in the following way. When WIPS **30** receives a transmission, over wireless channel **34**, containing downstream data, RF receiver **120** receives the transmission and demodulates it to retrieve the digital data. CPU **100** examines the digital data from RF receiver **120**, optionally via forward error correction circuitry **124**, to determine whether it is intended for WIPS **30**. CPU **100**, running instructions **102**, may make this determination in various ways. Preferably, the digital data in the transmission will identify the intended recipient(s), such as by providing a destination code in a header of the transmission. CPU **100** then compares the destination code with a list of valid destination codes for WIPS **30**, which list may be stored in memory system **106**. The valid destination codes may be of various types, such as broadcast, multicast, or individual. A broadcast destination code would indicate that the transmission is intended for all devices in the coverage area of wireless network **20**. A multicast destination code would indicate that the transmission is intended for a group of devices. An individual destination code would indicate that the transmission is intended for a specific WIPS. In any event, if the destination code in the transmission matches one of the valid destination codes for WIPS **30**, then the transmission is intended for it.

[0047]If the digital data is intended for WIPS **30**, then CPU **100**, executing embedded machine language instructions **102**, examines the digital data to determine how it should be processed. This determination may be made in various ways. Preferably, however, the header of the transmission will include a processing code to instruct WIPS **30** on how to process the downstream data. For example, some processing codes may indicate that the downstream data represents an entirely new file. In response, CPU **100**, executing machine language instructions **102**, would create a new electronic file, such as in flash memory **108**, with the downstream data.

[0048]Other processing codes may indicate that the downstream data should be used to update a "target," i.e., already-existing, electronic file stored in WIPS **30**. The target electronic file would also typically be identified in the header of the transmission. In response, CPU **100**, executing machine language instructions **102**, processes the downstream data to modify the target electronic file and thereby provide an update electronic file stored in memory system **106**. To make the update process more efficient, the transmission may also contain an update script directing how CPU **100**, running machine language instructions **102**, should use the downstream data to update the target electronic file.

[0049]Still other processing codes may direct CPU **100** to perform other functions. For example, processing codes may specify that the downstream data should be used to update embedded machine language instructions **102**.

[0050]Once CPU **100** receives a transmission intended for it, CPU **100** preferably controls WIPS **30** to send an acknowledgement signal. Thus, if wireless telephone **24** is in communication with WIPS **30**, then CPU **100** preferably sends a signal to wireless telephone **24**, via wireless telephone interface **132**, to cause wireless telephone **24** to send an acknowledgement signal over upstream wireless channel **26**. If wireless telephone **24** is not in communication with WIPS **30**, then CPU **100** waits to send this signal until wireless telephone **24** is in communication with WIPS **30**.

[0051]When display device **32** is in communication with WIPS **30**, display device **32** typically runs one or more applications that need access to one or more of the electronic files stored in memory system **106**. In such cases, display device **32** sends a signal to CPU **100**, via display device interface **130**, requesting access to the particular electronic file. If CPU **100** grants the access, then CPU **100** will typically copy portions of the requested file and transmit the copied portions to display device **32**, via interface **130**, as needed by the particular application. In this way, the electronic file is maintained in memory system **106** so that it will be available for later use.

[0052]Particular applications running on display device **32** may also attempt to change portions of the one or more accesses electronic files. In such cases, display device will typically transmit to CPU **100**, via interface **130**, a stream of digital data that embodies some or all of the requested changes. If CPU **100** allows the requested changes, then CPU **100** changes the electronic files stored in memory system **106** accordingly. If wireless telephone **24** is in communication with WIPS **30**, then CPU **100** also causes wireless telephone **24**, via wireless telephone interface **132**, to transmit change data, i.e., digital data that embodies the changes to the electronic files, over upstream wireless channel **26**. If wireless telephone **24** is not in communication with WIPS **30**, then CPU **100** waits until wireless telephone **24** is in communication with WIPS **30**.

[0053]In some cases, the downstream data received by WIPS **30** may be encrypted. For example, attachments to e-mail messages are commonly encrypted. A common approach for such encryption uses a public key infrastructure (PKI), such as "Pretty Good Privacy" (PGP) software. In the PGP approach, each user is assigned two codes: a public key and a private key. Each user uses his or her own private key to decrypt messages intended for that user, and uses an intended recipient's public key in order to encrypt messages intended for that recipient.

[0054]WIPS **30** preferably stores encrypted data in its encrypted form. Appropriate applications on display device **32** may then access the encrypted files stored in memory system **106** and decrypt them. For example, in the PGP approach, only users having the proper private key, which may be stored in display device **32**, can decrypt the files stored in WIPS **30**. Thus, having WIPS **30** store files in encrypted form provides better security by preventing users of display devices that do not have the proper private key from accessing the encrypted files.

[0055]On the other hand, the PGP approach of requiring that a sender maintain public keys for all intended recipients can consume substantial memory. In particular, each recipient's public key may be over a thousand characters long. Because many types of display devices, such as PDAs, have very limited memory, WIPS **30** may advantageously be used to store the public keys in its memory system **106**.

[0056]WIPS **30** is powered by a battery **150** that is preferably rechargeable. Accordingly, WIPS **30** is provided with recharger contacts **152** to allow an external recharger to be connected. Charger circuitry **154** selectively couples recharging contacts **152** with battery **150** to control the process of recharging battery **150**. Charger circuitry **154** preferably includes overcharge protection circuitry, such as is described in U.S. Pat. No. 5,867,008, which is incorporated herein by reference.

[0057]Preferably, battery **150** may also be used as a supplemental power source for display device **32** and wireless telephone **24**. Accordingly, WIPS **30** is preferably provided with display device power contacts **156**, for electrical connection to recharger contacts on display device **32**, and with wireless telephone power contacts **158**, for electrical connection to recharger contacts on wireless telephone **24**. On-demand power management circuitry **160** selectively connects battery **150** to power contacts **156**, and on-demand power management circuitry **162** selectively connects battery **150** to power contacts **158**. On-demand power management circuitry **160** and **162** control the delivery of power to display device **32** and wireless telephone **24**, respectively. Examples of such on-demand power management circuitry are described in co-pending U.S. application Ser. No. 09/123,775, filed on Jul. 28, 1998, which is incorporated

herein by reference.

[0058]As shown in FIG. 2, WIPS **30** may also include various inputs **170–178** for connecting various functional modules and external devices. CPU **100** communicates with inputs **170–178**, typically via one or more auxiliary module controls **180**. Inputs **170–178** may be standard peripheral ports, such as serial, parallel, or USB, or slots for standard-sized cards or modules, such as PCMCIA, CompactFlash, or Handspring™ Springboard™, depending on the external device or module to be connected. For example, WIPS **30** may include a bar-code reader input **170** for connecting a bar-code reader. For example, a bar code wand card, with integrated bar code scanner, is available from Socket Communications, Inc. (Newark, Calif.) in a CompactFlash format. WIPS **30** may include a GPS receiver input **172** for connecting a global positioning system (GPS) receiver. For example, the Earthmate® GPS receiver, available from DeLorme (Yarmouth, Me.) can be connected to a serial port. WIPS **30** may include a keyboard input **174** for connecting an external keyboard. WIPS **30** may include a card reader input **176** for connecting a card reader. For example, the CardScan 500 business card scanner, available from Corex Technologies Corp. (Cambridge, Mass.), can be connected to computers via a USB or parallel port.

[0059]In general, WIPS **30** may also include other inputs **178** for connecting other devices. Such other devices may include biometrics devices. For example, the Ethenticator MS 3000 is a fingerprint verifier available from Ethentica (Lake Forest, Calif.) in a PCMCIA format. Such other devices may also include other wireless devices. For example, the CUE Radio, available from CUE Corporation (Irvine, Calif.), is a Handspring™ Springboard™ expansion module that is able to receive traffic, weather, and other data broadcast over FM subcarriers.

[0060]In addition, CPU **100** preferably has access to an internal real-time clock **182**. CPU **100** may also control one or more status indicators **184**. Status indicators **184** provide user-discernible indications of the status of WIPS **30**. For example, one of status indicators **184** may indicate that WIPS **30** is on. Another one of status indicators **184** may indicate that WIPS **30** has received downstream data intended for it. Status indicators **184** may provide a visible and/or audible indication. Thus, for example, one of status indicators **184** may light up or beep when WIPS **30** receives a new e-mail message.

[0061]FIGS. 3 and 4 show a preferred mechanical configuration for WIPS **30**. In general, WIPS **30** is preferably configured to attach to a paper-based folio, such as a Day-Timer™ folio. Thus, WIPS **30** preferably includes a left section **200**, corresponding to the front cover of the paper folio, a right section **202**, corresponding to the back cover of the paper folio, and a flexible section **204** joining sections **200** and **202**. More particularly, left section **200** has a left folio-facing surface **206**, against which the front cover of the paper folio may rest, and right section **202** has a right folio-facing surface **208**, against which the back cover of the paper folio may rest. Left section **200** also has a top side **210**, a left side **212**, and a bottom side **214**, as shown in FIG. 3. Similarly, right section **202** has a top side **216**, a right side **218** and a bottom side **220**.

[0062]Flexible section **204** allows surface **206** of section **200** and surface **208** of section **202** to move toward and away from each other, as the paper folio is closed and opened, respectively. WIPS **30** is preferably provided with loose-leaf binder rings that can be opened and closed to attach and disattach, respectively, the paper folio to WIPS **30**. Alternatively, other means could be used to attach WIPS **30** to the paper folio.

[0063]The internal components of WIPS **30**, such as CPU **100** and battery **150**, may be mounted inside of either left section **200** or right section **202**, or they may be distributed between sections **200** and **202**. Various slots, connectors, and other external components may be mounted on one or more of surfaces **206** and **208** and sides **210–220**. For example, as shown in FIG. 4, right side **218** may be provided with a PCMCIA slot **222**, a flash memory slot **224**, a serial port **226**, a parallel port **228**, a USB port **230**, an IrDA port **232**, and a specialized connector **234** for connecting a cable to wireless telephone **24**. External

components may also be provided in other locations in WIPS **30**. For example, as shown in FIG. 3, bottom side **220** may also be provided with slots, such as PCMCIA slots **236** and **238**. Recharging contacts **152** may be provided in left side **212**. External components may also be mounted on surfaces **206** and **208**. For example, surface **206** may be provided with connectors **240** and **242** for connecting modules, such as Springboard™ modules, and may also include a connector **244** for connecting an external keyboard. Status indicators **250-256**, which may be light emitting diodes (LEDs), may also be mounted on surface **208**, as shown in FIG. 3. Status indicators **250-256** may indicate various conditions relating to WIPS **30**, such as whether it is on, whether it has received new data, or certain types of files, such as new e-mail messages, whether it has available memory remaining, whether the battery is low, or whether WIPS **30** has encountered a fault condition. WIPS **30** may also have a GPS antenna **260**, which may be built into top side **210**, as shown in FIG. 3, or built into a separate GPS module (not shown).

[0064]Although a representative configuration for mounting the external components for WIPS **30**, such as slots and connectors, is shown in FIGS. 3 and 4, many other configurations may be used. In addition, although WIPS **30** may be connected to various external devices, such as an external keyboard, WIPS **30** preferably does not itself have a user interface or means for displaying the data that it stores. This is because display device **32** is intended to be used to perform these functions.

[0065]The approach of the present invention of providing a wireless intelligent personal server with a large memory and then using a display device to access files stored in the memory provides a number of advantages over existing wireless approaches. First, in contrast to prior art approaches of providing only specific devices with wireless functionality, preferred approaches of the present invention are substantially device independent, in that different display devices may be used to access the WIPS at different times.

[0066]Second, the preferred embodiments of the present invention provide a low apparent latency. In particular, although latency may be associated with transmitting downstream data to the WIPS, because the downstream data is "pushed" to the WIPS, i.e., transmitted without the user having to ask for it, and because the WIPS automatically receives the downstream data and updates its memory accordingly, the up-to-date information, such as the user's new e-mail messages and the current schedule, will be available on the WIPS on a nearly continual basis. Thus, in contrast to many prior art approaches, such as the WAP "pull" approach, a user need not incur airtime to retrieve the up-to-date information. Instead, the user may simply and easily access the up-to-date information by bringing the WIPS into communication with the display device.

[0067]Third, the preferred embodiments of the present invention substantially standardize the process of retrieving data over wireless communications channels. This is because the WIPS stores its data in a very generic format, namely electronic files, which display devices may then access in much the same way that they access files on hard drives or network servers. The preferred embodiments of the present invention do not need either proprietary file formats or proprietary synchronization routines to allow display devices to access the data stored in the WIPS. Accordingly, little or no modification may be required to use existing applications on many display devices.

[0068]Although various embodiments of this invention have been shown and described, it should be understood that various modifications and substitutions, as well as rearrangements and combinations of the preceding embodiments, can be made by those skilled in the art, without departing from the novel spirit and scope of this invention. Accordingly, the true spirit and scope of the invention is defined by the appended claims, to be interpreted in light of the foregoing specification.

ENGLISH-CLAIMS:

Return to Top of Patent

The invention claimed is:

1. A wireless intelligent personal network server, comprising:

- -
a radio frequency (RF) receiver for receiving downstream data transmitted over a first wireless communications channel;
- -
a memory;
- -
a central processing unit (CPU);
- -
a set of embedded machine language instructions within said personal network server, said set of embedded machine language instructions being executable by said CPU for processing said downstream data to provide at least one electronic file in said memory; and
- -
a first interface for allowing an external display device to selectively access said at least one electronic file.

2. The wireless intelligent personal network server of claim 1 , wherein said downstream data reflects changes made to at least one source electronic file, said at least one electronic file being an updated version of at least one existing electronic file stored in said memory.

3. The wireless intelligent personal network server of claim 1 , wherein said at least one electronic file is a new electronic file.

4. The wireless intelligent personal network server of claim 1 , wherein said first interface allows said external display device read-only access to said at least one electronic file.

5. The wireless intelligent personal network server of claim 1 , wherein said first interface allows said external display device to change said at least one electronic file.

6. The wireless intelligent personal network server of claim 1 , wherein said external display device is a computer selected from the group consisting of desktop personal computer, laptop personal computer, and personal digital assistant (PDA).

7. The wireless intelligent personal network server of claim 6 , wherein said external display device is a personal digital assistant (PDA).

8. The wireless intelligent personal network server of claim 1 , wherein said first interface allows a first external display device to access said at least one electronic file at a first time and allows a second external display device to access said at least one electronic file at a second time.

9. The wireless intelligent personal network server of claim 8 , wherein said first and second external display devices are different kinds of display device.

10. The wireless intelligent personal network server of claim 1 , further comprising:

- -

a radio frequency (RF) transmitter for transmitting at least one signal over a second wireless communications channel.

11. The wireless intelligent personal network server of claim 10 , wherein said RF transmitter transmits an acknowledgement signal over said second wireless communications channel when said RF receiver receives said downstream data.

12. The wireless intelligent personal network server of claim 11 , wherein said RF transmitter transmits upstream data over said second wireless communications channel, said upstream data reflecting changes to said at least one electronic file made by said external display device.

13. The wireless intelligent personal network server of claim 1 , further comprising:

- -

a second interface for controlling a wireless telephone to transmit at least one signal.

14. The wireless intelligent personal network server of claim 13 , wherein said second interface controls said wireless telephone to transmit an acknowledgement signal when said RF receiver receives said downstream data.

15. The wireless intelligent personal network server of claim 13 , wherein said second interface controls said wireless telephone to transmit upstream data, said upstream data reflecting changes to said at least one electronic file made by said external display device.

16. The wireless intelligent personal network server of claim 13 , further comprising:

- -

a battery for powering said wireless intelligent personal network server.

17. The wireless intelligent personal network server of claim 16 , further comprising:

- -

first power contacts for electrically connecting to recharger contacts disposed on said external display device; and

- -

a first power management circuit for selectively connecting said battery to said first power contacts.

18. The wireless intelligent personal network server of claim 16 , further comprising:

- -

second power contacts for electrically connecting to recharger contacts disposed on said wireless telephone; and

- -

a second power management circuit for selectively connecting said battery to said second power contacts.

19. The wireless intelligent personal network server of claim 1 , further comprising:

- -

a bar-code input for connecting a bar-code reader.

20. The wireless intelligent personal network server of claim 1 , further comprising:

- -

a GPS input for connecting a global positioning system (GPS) receiver.

21. The wireless intelligent personal network server of claim 1 , further comprising:

- -

a keyboard input for connecting an external keyboard.

22. The wireless intelligent personal network server of claim 1 , further comprising:

- -

a card reader input for connecting a card reader.

23. A wireless data communication system, comprising:

- -

a wireless intelligent personal network server, said wireless intelligent personal network server including a memory and a radio frequency (RF) receiver, said RF receiver being for receiving downstream data transmitted over a first wireless communications channel, said wireless intelligent personal network server processing said downstream data to provide at least one electronic file in said memory; and

- -

a wireless telephone in communication with said wireless intelligent network server, wherein said wireless intelligent network server causes said wireless telephone to transmit an acknowledgment signal over a second wireless communications channel when

said wireless intelligent network server receives said downstream data.

24. The wireless data communication system of claim 23 , wherein said wireless intelligent personal network server includes an interface for allowing an external display device to access said at least one electronic file.

25. The wireless data communication system of claim 24 , wherein said interface allows said external display device read-only access to said at least one electronic file.

26. The wireless data communication system of claim 24 , wherein said interface allows said external display device to change said at least one electronic file.

27. The wireless data communication system of claim 24 , wherein said external display device is a computer selected from the group consisting of desktop personal computer, laptop personal computer, personal digital assistant (PDA), and set-top television controller box.

28. The wireless data communication system of claim 27 , wherein said external display device is a personal digital assistant (PDA).

29. The wireless data communication system of claim 24 , wherein said interface allows a first external display device to access said at least one electronic file at a first time and allows a second external display device to access said at least one electronic file at a second time.

30. The wireless data communication system of claim 29 , wherein said first and second external display devices are different kinds of display device.

31. The wireless data communication system of claim 24 , wherein said wireless telephone transmits upstream data over said second wireless communications channel, said upstream data reflecting changes to said at least one electronic file made by said external display device.

32. The wireless data communication system of claim 23 , wherein said wireless intelligent personal network server includes a battery for powering said wireless intelligent personal network server.

33. The wireless data communication system of claim 32 , wherein said wireless intelligent personal network server includes:

- -
first power contacts electrically connected to recharger contacts disposed on said wireless telephone; and
- -
a first power management circuit for selectively connecting said battery to said first power contacts.

34. The wireless data communication system of claim 32 , wherein said wireless intelligent personal network server includes:

- -
second power contacts electrically connected to recharger contacts disposed on said external display device; and

- -

a second power management circuit for selectively connecting said battery to said first power contacts.

35. A wireless data display system, comprising:

- -

a wireless intelligent personal network server, said wireless intelligent personal network server including a memory and a radio frequency (RF) receiver, said RF receiver being for receiving downstream data transmitted over a first wireless communications channel, said wireless intelligent personal network server processing said downstream data to provide at least one electronic file; and

- -

a separate display device in communication with said wireless intelligent personal network server, said separate display device having at least one application that selectively accesses said at least one electronic file to display information to a user.

36. The wireless data display system of claim 35 , wherein said at least one application is able to change said at least one electronic file stored in said memory.

37. The wireless data display system of claim 35 , wherein said separate display device is a computer selected from the group consisting of desktop personal computer, laptop personal computer, and personal digital assistant (PDA).

38. The wireless data display system of claim 37 , wherein said separate display device is a personal digital assistant (PDA).

39. The wireless data display system of claim 35 , wherein wireless intelligent personal network server includes a radio frequency (RF) transmitter for transmitting at least one signal over a second wireless communications channel.

40. The wireless data display system of claim 39 , wherein said RF transmitter transmits an acknowledgement signal over said second wireless communications channel when said RF receiver receives said downstream data.

41. The wireless data display system of claim 39 , wherein said RF transmitter transmits upstream data over said second wireless communications channel, said upstream data reflecting changes to said at least one electronic file made by said display device.

42. The wireless data display system of claim 35 , wherein said wireless intelligent personal network server includes an interface for controlling a wireless telephone to transmit at least one signal.

43. The wireless data display system of claim 42 , wherein said interface controls said wireless telephone to transmit an acknowledgement signal when said RF receiver receives said downstream data.

44. The wireless data display system of claim 42 , wherein said interface controls said wireless telephone to transmit upstream data, said upstream data reflecting changes to said at least one electronic file made by said separate display device.

45. The wireless data display system of claim 35 , wherein said wireless intelligent network server includes a battery for powering said wireless intelligent personal server.

46. The wireless data display system of claim 45 , wherein said wireless intelligent personal network server includes:

- -

- first power contacts electrically connected to recharger contacts disposed on said separate display device; and

- -

- a first power management circuit for selectively connecting said battery to said first power contacts.

47. The wireless data display system of claim 45 , wherein said wireless intelligent personal network server includes:

- -

- second power contacts electrically connected to recharger contacts disposed on said wireless telephone; and

- -

- a second power management circuit for selectively connecting said battery to said second power contacts.

48. A method for updating a target electronic file to reflect changes made to a source electronic file, said method comprising the steps of:

- -

- storing said target electronic file in a wireless intelligent personal network server;

- -

- said wireless intelligent personal network server receiving downstream data transmitted over a first wireless communications channel, said downstream data reflecting said changes made to said source electronic file;

- -

- said wireless intelligent personal network server automatically updating said target electronic file with said downstream data to provide an updated electronic file;

- -

- bringing an external display device into communication with said wireless intelligent personal network server; and

- -

- selectively accessing said updated electronic file with said display device.

49. The method of claim 46 , further comprising the step of:

- -

said wireless intelligent personal network server transmitting at least one signal over a second wireless communications channel.

50. The method of claim 49 , wherein said at least one signal includes an acknowledgement signal for acknowledging receipt of said downstream data.

51. The method of claim 48 , further comprising the step of:

- -

said wireless intelligent personal network server causing a wireless telephone to transmit at least one signal over a second wireless communications channel.

52. The method of claim 51 , wherein said at least one signal includes an acknowledgement signal for acknowledging receipt of said downstream data.

53. A method for creating, without user intervention, an electronic file on a wireless intelligent personal network server, said method comprising the steps of:

- -

said wireless intelligent personal network server receiving downstream data transmitted over a first wireless communications channel;

- -

said wireless intelligent personal network server automatically creating said electronic file from said downstream data;

- -

bringing an external display device into communication with said wireless intelligent personal network server; and

- -

selectively accessing said electronic file with said display device.

54. The method of claim 53 , further comprising the step of:

- -

said wireless intelligent personal network server transmitting at least one signal over a second wireless communications channel.

55. The method of claim 54 , wherein said at least one signal includes an acknowledgement

signal for acknowledging receipt of said downstream data.

56. The method of claim 53 , further comprising the step of:

- -

said wireless intelligent personal network server causing a wireless telephone to transmit at least one signal over a second wireless communications channel.

57. The method of claim 56 , wherein said at least one signal includes an acknowledgement signal for acknowledging receipt of said downstream data.

58. A wireless intelligent personal network server, comprising:

- -

a radio frequency (RF) transceiver for receiving downstream data transmitted over a first wireless communications channel;

- -

a memory;

- -

a central processing unit (CPU);

- -

a set of embedded machine language instructions within said personal network server, said set of embedded machine language instructions being executable by said CPU for processing said downstream data to provide at least one electronic file in said memory; and

- -

a first interface for allowing an external display device to selectively access said at least one electronic file.

59. The wireless intelligent personal network server of claim 58 , wherein said downstream data reflects changes made to at least one source electronic file, said at least one electronic file being an updated version of at least one existing electronic file stored in said memory.

60. The wireless intelligent personal network server of claim 58 , wherein said at least one electronic file is a new electronic file.

61. The wireless intelligent personal network server of claim 58 , wherein said first interface allows said external display device access to said at least one electronic file.

62. The wireless intelligent personal network server of claim 58 , wherein said first interface allows said external display device to change said at least one electronic file.

63. The wireless intelligent personal network server of claim 58 , wherein said external display device is a computer selected from the group consisting of desktop personal computer, laptop personal computer, and personal digital assistant (PDA).

64. The wireless intelligent personal network server of claim 63 , wherein said external display

device is a personal digital assistant (PDA).

65. The wireless intelligent personal network server of claim 58 , wherein said RF transceiver transmits at least one signal over a second wireless communications channel.

66. The wireless intelligent personal network server of claim 65 , wherein said RF transceiver transmits an acknowledgement signal over said second wireless communications channel when said RF transceiver receives said downstream data.

67. The wireless intelligent personal network server of claim 66 , wherein said RF transceiver transmits upstream data over said second wireless communications channel, said upstream data reflecting changes to said at least one electronic file made by said external display device.

68. The wireless intelligent personal network server of claim 58 , further comprising:

- -
a bar-code input for connecting a bar-code reader.

69. The wireless intelligent personal network server of claim 58 , further comprising:

- -
a GPS input for connecting a global positioning system (GPS) receiver.

70. The wireless intelligent personal network server of claim 58 , further comprising:

- -
a keyboard input for connecting an external keyboard.

71. The wireless intelligent personal network server of claim 58 , further comprising:

- -
a card reader input for connecting a card reader.

72. The wireless intelligent personal network server of claim 58 , further comprising a second interface for controlling a wireless telephone to transmit at least one signal.

73. A wireless data display system, comprising:

- -
a wireless intelligent personal network server, said wireless intelligent personal network server including a memory and a radio frequency (RF) transceiver, said RF transceiver being for receiving downstream data transmitted over a first wireless communications channel, said wireless intelligent personal network server processing said downstream

data to provide at least one electronic file; and

- -

a separate display device in communication with said wireless intelligent personal network server, said separate display device having at least one application that selectively accesses said at least one electronic file to display information to a user.

74. The wireless data display system of claim 73 , wherein said at least one application is able to change said at least one electronic file stored in said memory.

75. The wireless data display system of claim 73 , wherein said separate display device is a computer selected from the group consisting of desktop personal computer, laptop personal computer, and personal digital assistant (PDA).

76. The wireless data display system of claim 73 , wherein said separate display device is a personal digital assistant (PDA).

77. The wireless data display system of claim 73 , wherein said RF transceiver transmits an acknowledgement signal over a second wireless communications channel when said RF transceiver receives said downstream data.

78. The wireless data display system of claim 77 , wherein said RF transceiver transmits upstream data over said second wireless communications channel, said upstream data reflecting changes to said at least one electronic file made by said separate display device.

79. The wireless data display system of claim 73 , wherein said wireless intelligent personal network server includes a battery for powering said separate display device.

80. The wireless data display system of claim 73 , wherein said wireless intelligent network server includes an interface for controlling a wireless telephone to transmit at least one signal.

SYS-LOAD-DATE: May 26, 2011

Source: **Legal > Area of Law - By Topic > Patent Law > Find Patents > Utility, Design and Plant Patents** 

Terms: **patno=7149511**

View: Full

Date/Time: Tuesday, September 27, 2011 - 5:12 PM EDT

In

About LexisNexis | Privacy Policy | Terms & Conditions | Contact Us
Copyright © 2011 LexisNexis, a division of Reed Elsevier Inc. All rights reserved.

Auburn V. IBM Among The Reexamination Requests Filed Week Of March 14, 2011 Patent Law Practice Center March 25, 2011 Friday 10:48 AM EST

Copyright 2011 Newstex LLC
All Rights Reserved
Newstex Web Blogs
Copyright 2011 Patent Law Practice Center
Patent Law Practice Center

March 25, 2011 Friday 10:48 AM EST

LENGTH: 1621 words

HEADLINE: Auburn V. IBM Among The Reexamination Requests Filed Week Of March 14, 2011

BYLINE: Stefanie Levine

BODY:

Mar. 25, 2011 (Practising Law Institute delivered by Newstex) --

Here is the latest installment of Reexamination Requests from Scott Daniels, of Reexamination Alert and Practice Center Contributor}.

Auburn v. IBM (NYSE:IBM) is not a œsweet-sixteen match-up. Its an infringement litigation pending in the District Court in Alabama since 2009. IBM has now requested reexamination of Auburns patents " U.S. Patent Nos. 7,194,366 & 7,409,306, both claiming ways of estimating the reliability of integrated circuits and thereby reducing the cost of making chips (see inter partes Request Nos. (2) & (3)).

Xilinx continued its assault on Intellectual Ventures patents " this week requesting reexamination of U.S. Patent No. 7,080,301 (see inter partes Request No. (7)), and perhaps U.S. Patent Nos. 6,065,880 and 6,687,865 (see ex parte Request Nos. (16) & (18)). The PTO records are, as yet, unclear regarding the requester of the latter two requests, but it appears to have been Xilinx.

Apple, the clear leader in recent times in the number of requests filed, continued its practice of seeking reexamination of each patent-in-suit whenever it is sued (see ex parte Request Nos. (10), (11) & (13)). Other noteworthy requests include those filed against Lincoln Globaland 3M patents (see inter partes Request Nos. (1) & (11) and ex parteRequest No.(1)).

The following inter partes requests were filed:

- (1) 95/001,573 (electronically filed) " U.S. Patent No. 7,473,362 entitled WATER TREATMENT SYSTEM and owned by John Nohren. Filed March 15, 2011.
- (2) 95/001,574 (electronically filed) " U.S. Patent No. 7,194,366 entitled SYSTEM AND METHOD FOR ESTIMATING RELIABILITY OF COMPONENTS FOR TESTING AND QUALITY OPTIMIZATION and owned by Auburn University. Filed March 15, 2011, by IBM. The ~366 patent is currently the subject of a litigation styled Auburn University v. IBM (Case No. 3:09-cv-694 (M.D. AL.)).
- (3) 95/001,575 (electronically filed) " U.S. Patent No. 7,409,306 entitled SYSTEM AND

MEHTOD FOR ESTIMATING RELIABILITY OF COMPONENTS FOR TESTING AND QUALITY OPTIMIZATION and owned by Auburn University. Filed March 15, 2011, by IBM. The ~306 patent is currently the subject of a litigation styled Auburn University v. IBM (Case No. 3:09-cv-694 (M.D. AL.)).

(4) 95/001,576 (electronically filed) " U.S. Patent No. 6,757,682 entitled ALERTING USERS TO ITEMS OF CURRENT INTEREST and owned by Interval Licensing. Filed March 16, 2011, by Apple, eBay (NASDAQ:EBAY) , Facebook, NetFlix (NASDAQ:NFLX) , Office Depot (NYSE:ODP) , Staples, and Yahoo. The ~682 patent is currently the subject of a litigation styled Interval Licensing v. AOL et al. (Case No. 2:10-cv-1385 (W.D. Wash.)).

(5) 95/001,577 (electronically filed) " U.S. Patent No. 6,788,314 entitled ATTENTION MANAGER FOR OCCUPYING THE PERIPHERAL ATTENTION OF A PERSON IN THE VICINITY OF A DISPLAY DEVICE and owned by Interval Licensing. Filed March 16, 2011, by Apple, eBay, Facebook, NetFlix, Office Depot, Staples, and Yahoo. The ~314 patent is currently the subject of a litigation styled Interval Licensing v. AOL et al. (Case No. 2:10-cv-1385 (W.D. Wash.)).

(6) 95/001,578 (electronically filed) " U.S. Patent No. 6,785,400 entitled SPRAY ACQUISITION SYSTEM and owned by Proveris Scientific. Filed March 18, 2011, likely by InnovaSystems. The ~400 patent is currently the subject of a litigation styled Proveris Scientific v. InnovaSystems (Case No. 05-cv-12424-WGY (D. Mass.)), now on appeal to the CAFC.

(7) 95/001,579 (electronically filed) " U.S. Patent No. 7,080,301 entitled ON-CHIP SERVICE PROCESSOR and owned by Intellectual Ventures. Filed March 18, 2011, by Xilinx.

(8) 95/001,580 (electronically filed) " U.S. Patent No. 7,822,657 entitled AUTOMATED ACCOUNTING SYSTEM and owned by Noah Systems. Filed March 18, 2011, likely by Intuit. The ~657 patent is currently the subject of a litigation styled Noah Systems v. Intuit (Cse No. 2:10-cv-1420-AJS (W.D. Pa.)).

(9) 95/000,618 (paper filed) " U.S. Patent No. 7,340,765 entitled ARCHIVING AND VIEWING SPORTS EVENTS VIA INTERNET and owned by SPRT. Filed February 28, 2011, by B2 Networks. The ~765patent is currently the subject of two litigations styled SPRT et al. v. B2 Networks et al. (Case No. 5:10-cv-00809-FJS "DEP (N.D.N.Y.)); andSPRT v. NeuLion at al. (Case No. 5:10-cv-00810-DNH "DEP (N.D.N.Y.)).

(10) 95/000,619 (paper filed) " U.S. Patent No. 7,352,359 entitled METHOD AND SYSTEM FOR APPLYING GEARING EFFECTS TO INTERTIAL TRACKING and owned by Sony Computer Entertainment America. Filed March 8, 2011, by Sunflex USA.

(11) 95/000,620 (paper filed) " U.S. Patent No. 6,708,864 entitled ~S SHAPED CAST IN WIRE and owned by Lincoln Global. Filed March 9, 2011, likely by National Standard. The ~864 patent was the subject of the ITC Investigation Certain Bulk Welding Wire Containers and Components Thereof and Welding Wire (Inv. No. 337-TA-686) and currently the subject of The Lincoln Electric Co. et al. v. National Standard (Case No. 1:09-cv-1886 (D. Neb)).

The following ex parte requests were filed:

(1) 90/011,567 (electronically filed) " U.S. Patent No. 6,824,718 entitled METHOD AND APPARATUS FOR MAKING A FIBROUS ELECTRET WEB USING A WETTING LIQUID AND AN AQUEOUS POLAR LIQUID and owned by 3M Innovative Properties (TSXV:INR) . Filed March 13, 2011.

(2) 90/011,568 (electronically filed) " U.S. Patent No. 6,350,340 entitled FASTENER TAPE MATERIAL, BAG UTILIZING FASTENER TAPE MATERIAL AND METHOD OF MANUFACTURE THEREOF and owned by Illinois Tool Works. Filed March 14, 2011, by owner.

- (3) 90/011,569 (electronically filed) " U.S. Patent No. **7,149,511** entitled WIRELESS INTELLIGENT PERSONAL SERVER and owned by Rosetta-Wireless. Filed March 14, 2011, by owner.
- (4) 90/011,570 (electronically filed) " U.S. Patent No. 6,232,328 entitled NON-SYSTEMIC CONTROL OF PARASITES and owned by Bayer Animal Health GmbH. Filed March 15, 2011.
- (5) 90/011,571 (electronically filed) " U.S. Patent No. 7,292,441 entitled THERMAL SOLUTION FOR PORTABLE ELECTRONIC DEVICES and owned by JP Morgan Chase. Filed March 15, 2011.
- (6) 90/011,572 (electronically filed) " U.S. Patent No. 6,739,016 entitled HAIRBRUSH and owned by Plasticos Vandux de Colombia. Filed March 16, 2011.
- (7) 90/011,573 (electronically filed) " U.S. Patent No. 6,079,490 entitled REMOTELY ACCESSIBLE MOBILE REPAIR UNIT FOR WELLS and owned by Key Energy Services. Filed March 16, 2011, by C.C. Forbes (OOTC:FBMCF) . The ~490 patent is currently the subject of a litigation styled Key Energy Services v. C.C. Forbes (Case No. 2:08-cv-346-CE (E.D. Tex.)).
- (8) 90/011,574 (electronically filed) " U.S. Patent No. 7,006,920 entitled ACTIVITY DATA CAPTURE SYSTEM FOR A WELL SERVICE VEHICLE and owned by Key Energy Services. Filed March 16, 2011, by C.C. Forbes. The ~920 patent is currently the subject of a litigation styled Key Energy Services v. C.C. Forbes (Case No. 2:08-cv-346-CE (E.D. Tex.)).
- (9) 90/011,575 (electronically filed) " U.S. Patent No. 7,376,049 entitled SEISMIC SENSOR WITH THERMAL STABILIZATION and owned by Kinometrics. Filed March 16, 2011.
- (10) 90/011,576 (electronically filed) " U.S. Patent No. 6,034,652 entitled ATTENTION MANAGER FOR OCCUPYING THE PERIPHERAL ATTENTION OF A PERSON IN THE VICINITY OF A DISPLAY DEVICE and owned by Interval Licensing. Filed March 16, 2011, by Apple, eBay, Facebook, NetFlix, Office Depot, Staples, and Yahoo. The ~652 patent is currently the subject of a litigation styled Interval Licensing v. AOL et al. (Case No. 2:10-cv-1385 (W.D. Wash.)).
- (11) 90/011,577 (electronically filed) " U.S. Patent No. 6,263,507 entitled BROWSER FOR USE IN NAVIGATING A BODY OF INFORMATION, WITH PARTICULAR APPLICATION TO BROWSING INFORMATION REPRESENTED BY AUDIOVISUAL DATA and owned by Interval Licensing. Filed March 17, 2011, by Apple, eBay, Facebook, NetFlix, Office Depot, Staples, and Yahoo. The ~507 patent is currently the subject of a litigation styled Interval Licensing v. AOL et al.(Case No. 2:10-cv-1385 (W.D. Wash.)).
- (12) 90/011,578 (electronically filed) " U.S. Patent No. 6,512,834 entitled ACOUSTIC PROTECTIVE COVER ASSEMBLY and owned by GoreEnterprise Holdings. Filed March 17, 2011.
- (13) 90/011,579 (electronically filed) " U.S. Patent No. 6,199,076 entitled AUDIO PROGRAM PLAYER INCLUDING A DYNAMIC PROGRAM SELECTION CONTROLLER and owned by Personal Audio. Filed March 17, 2011, by Apple. The ~076 patent is currently the subject of a litigation styled Personal Audio v. Apple (Case No. (E.D. Tex.)).
- (14) 90/011,580 (electronically filed) " U.S. Patent No. 6,182,219 entitled APPARATUS AND METHOD FOR AUTHENTICATING THE DISPATCH AND CONTENTS OF DOCUMENTS and owned by RMail Ltd. Filed March 17, 2011.
- (15) 90/011,581 (electronically filed) " U.S. Patent No. 7,804,954 entitled INFRASTRUCTURE FOR ENABLING HIGH QUALITY REAL-TIME AUDIO and owned by Microsoft. Filed March 18, 2011, by owner.
- (16) 90/011,582 (electronically filed) " U.S. Patent No. 6,065,880 entitled LASER ENHANCED

PERSONAL DATA ASSISTANT and owned byIntellectual Asset Group. Filed March 18, 2011, perhaps by Xilinx.

(17) 90/011,583 (electronically filed) " U.S. Patent No. 7,654,449 entitled METHOD AND SYSTEM FOR PERFORMING MONEY TRANSFER TRANSACTIONS and owned by Western Union. Filed March 18, 2011.

(18) 90/011,584 (electronically filed) " U.S. Patent No. 6,687,865 entitled ON-CHIP SERVICE PROCESSOR FOR TEST AND DEBUG OF INTEGRATED CIRCUITS and owned by Intellectual Ventures. Filed March 18, 2011; perhaps by Xilinx.

(19) 90/009,884 (filed) " U.S. Patent No. 7,519,462 entitled CROWD FORCE CONTROL IN ELECTRICALLY PROPELLED MACHINE and owned byCaterpillar. Filed March 14, 2011.

Newstex ID: PLIS-7608-102037845

NOTES: The views expressed on blogs distributed by Newstex and its re-distributors ("Blogs on Demand®") are solely the author's and not necessarily the views of Newstex or its re-distributors. Posts from such authors are provided "AS IS", with no warranties, and confer no rights. The material and information provided in Blogs on Demand® are for general information only and should not, in any respect, be relied on as professional advice. No content on such Blogs on Demand® is "read and approved" before it is posted. Accordingly, neither Newstex nor its re-distributors make any claims, promises or guarantees about the accuracy, completeness, or adequacy of the information contained therein or linked to from such blogs, nor take responsibility for any aspect of such blog content. All content on Blogs on Demand® shall be construed as author-based content and commentary. Accordingly, no warranties or other guarantees will be offered as to the quality of the opinions, commentary or anything else offered on such Blogs on Demand®. Reader's comments reflect their individual opinion and their publication within Blogs on Demand® shall not infer or connote an endorsement by Newstex or its re-distributors of such reader's comments or views. Newstex and its re-distributors expressly reserve the right to delete posts and comments at its and their sole discretion.

LOAD-DATE: March 25, 2011

Source: **Legal > Area of Law - By Topic > Patent Law > Search News > News, Most Recent Two Years (English, Full Text)** 

Terms: **7149511 or 7,149,511**

View: Full

Date/Time: Tuesday, September 27, 2011 - 5:13 PM EDT

In

About LexisNexis | Privacy Policy | Terms & Conditions | Contact Us
Copyright © 2011 LexisNexis, a division of Reed Elsevier Inc. All rights reserved.

IN THE UNITED STATES PATENT AND TRADEMARK OFFICE ("USPTO")

First Named Inventor: U.S. Patent No. 7,149,511 **Confirmation No.:** 6194

Serial No.: 90/011,569 **Examiner:** CRAVER, Charles

Filed: March 14, 2011 **Group Art Unit:**

Title: WIRELESS INTELLIGENT PERSONAL SERVER

**Mail Stop Ex Parte Reexam
Central Reexamination Unit**

Commissioner for Patents
P.O. Box 1450
Alexandria, VA 22313-1450

SUPPLEMENTAL RESPONSE

Sir:

In response to the Office Action dated June 28, 2011 and Examiner's Telephone Interview of October 24, 2011, kindly amend the above-identified application as set forth below. In view of the same as well as the following remarks, kindly reconsider and further examine the application.

Listing of Claims begin on page 2 of this paper.

Remarks/Arguments begin on page 4 of this paper.

REEXAMINATION

Listing of Claims:

Please find below a listing of all pending claims. The statuses of the claims are set forth in parentheses. For those currently amended claims, underlined emphasis indicates insertions and ~~strike through~~ emphasis (and/or double brackets) indicates deletions.

The following claims have been rejected by the Examiner as anticipated by

1. (Currently Amended) A wireless intelligent personal network server, comprising:

a radio frequency (RF) receiver for receiving downstream data transmitted over a first wireless communications channel;

a memory;

a central processing unit (CPU);

a set of embedded machine language instructions within said personal network server, said set of embedded machine language instructions being executable by said CPU for processing said downstream data to provide at least one electronic file in said memory; and

a first interface for allowing an application on an external display device [[to selectively access]] to pick and open said at least one electronic file while said at least one electronic file remains resident on said personal network server, wherein said personal network server is hand-portable.

REEXAMINATION

58. (Currently Amended) A wireless intelligent personal network server, comprising:

a radio frequency (RF) transceiver for receiving downstream data transmitted over a first wireless communications channel;

a memory;

a central processing unit (CPU);

a set of embedded machine language instructions within said personal network server, said set of embedded machine language instructions being executable by said CPU for processing said downstream data to provide at least one electronic file in said memory; and

a first interface for allowing an application on an external display device [[to selectively access]] to pick and open said at least one electronic file while said at least one electronic file remains resident on said personal network server, wherein said personal network server is hand-portable.

REEXAMINATION

REMARKS

This communication is in response to the Office Action issued on June 28, 2011 and the Examiner's telephonic interview of October 24, 2011 where the Examiner informed the Applicant's representative that the deleted portions of the claims failed to conform to the format required for deleting subject matter from a claim in a Reexamination proceeding. The Applicants have amended claims 1 and 58 according to the proper format for amending claims in a Reexamination proceeding. No new matter has been added. Claims 1 and 58 are currently pending in the application. The Applicant repeats its remarks made in the response filed on August 22, 2011.

Conclusion

In light of the foregoing, withdrawal of the rejections of record and allowance of this application are earnestly solicited.

Should the Examiner believe that a telephone conference with the undersigned would assist in resolving any issues pertaining to the allowability of the above-identified application, please contact the undersigned at the telephone number listed below.

Respectfully submitted,

Dated: October 24, 2011

By /Chadwick A. Jackson, Reg. No. 46,495/

Chadwick A. Jackson
Registration No.: 46,495
Murphy & King, P.C.
1055 Thomas Jefferson St., N.W. Suite 400
Washington, D.C. 20007
Phone: 202-403-2102

Electronic Acknowledgement Receipt

EFS ID:	11254144
Application Number:	90011569
International Application Number:	
Confirmation Number:	6194
Title of Invention:	WIRELESS INTELLIGENT PERSONAL SERVER
First Named Inventor/Applicant Name:	7149511
Customer Number:	78724
Filer:	Michael Alan Schwartz
Filer Authorized By:	
Attorney Docket Number:	5924-002-RE
Receipt Date:	24-OCT-2011
Filing Date:	14-MAR-2011
Time Stamp:	18:13:17
Application Type:	Reexam (Patent Owner)

Payment information:

Submitted with Payment	no
------------------------	----

File Listing:

Document Number	Document Description	File Name	File Size(Bytes)/ Message Digest	Multi Part /.zip	Pages (if appl.)
1		Action_.pdf	72167 <small>62c2f047e20a9064daa37f4fbfb4b4d247b337e</small>	yes	4

Multipart Description/PDF files in .zip description			
Document Description		Start	End
Supplemental Response or Supplemental Amendment		1	1
Claims		2	3
Applicant Arguments/Remarks Made in an Amendment		4	4

Warnings:

Information:

Total Files Size (in bytes):

72167

This Acknowledgement Receipt evidences receipt on the noted date by the USPTO of the indicated documents, characterized by the applicant, and including page counts, where applicable. It serves as evidence of receipt similar to a Post Card, as described in MPEP 503.

New Applications Under 35 U.S.C. 111

If a new application is being filed and the application includes the necessary components for a filing date (see 37 CFR 1.53(b)-(d) and MPEP 506), a Filing Receipt (37 CFR 1.54) will be issued in due course and the date shown on this Acknowledgement Receipt will establish the filing date of the application.

National Stage of an International Application under 35 U.S.C. 371

If a timely submission to enter the national stage of an international application is compliant with the conditions of 35 U.S.C. 371 and other applicable requirements a Form PCT/DO/EO/903 indicating acceptance of the application as a national stage submission under 35 U.S.C. 371 will be issued in addition to the Filing Receipt, in due course.

New International Application Filed with the USPTO as a Receiving Office

If a new international application is being filed and the international application includes the necessary components for an international filing date (see PCT Article 11 and MPEP 1810), a Notification of the International Application Number and of the International Filing Date (Form PCT/RO/105) will be issued in due course, subject to prescriptions concerning national security, and the date shown on this Acknowledgement Receipt will establish the international filing date of the application.

IN THE UNITED STATES PATENT AND TRADEMARK OFFICE ("USPTO")

First Named Inventor: U.S. Patent No. 7,149,511 **Confirmation No.:** 6194

Serial No.: 90/011,569 **Examiner:** CRAVER, Charles

Filed: March 14, 2011 **Group Art Unit:**

Title: WIRELESS INTELLIGENT PERSONAL SERVER

**Mail Stop Ex Parte Reexam
Central Reexamination Unit**

Commissioner for Patents
P.O. Box 1450
Alexandria, VA 22313-1450

SECOND SUPPLEMENTAL RESPONSE

Sir:

In response to the Office Action dated June 28, 2011 and Examiner's Telephone Interview of October 24, 2011, kindly amend the above-identified application as set forth below. In view of the same as well as the following remarks, kindly reconsider and further examine the application.

Listing of Claims begin on page 2 of this paper.

Remarks/Arguments begin on page 4 of this paper.

REEXAMINATION

Listing of Claims:

Please find below a listing of all pending claims. The statuses of the claims are set forth in parentheses. For those currently amended claims, underlined emphasis indicates insertions and ~~strikethrough~~ emphasis (and/or double brackets) indicates deletions.

1. (Currently Amended) A wireless intelligent personal network server, comprising:
 - a radio frequency (RF) receiver for receiving downstream data transmitted over a first wireless communications channel;
 - a memory;
 - a central processing unit (CPU);
 - a set of embedded machine language instructions within said personal network server, said set of embedded machine language instructions being executable by said CPU for processing said downstream data to provide at least one electronic file in said memory; and
 - a first interface for allowing an application on an external display device ~~[[to selectively access]]~~ to pick and open said at least one electronic file while said at least one electronic file remains resident on said personal network server, wherein said personal network server is hand-portable.

REEXAMINATION

58. (Currently Amended) A wireless intelligent personal network server, comprising:

a radio frequency (RF) transceiver for receiving downstream data transmitted over a first wireless communications channel;

a memory;

a central processing unit (CPU);

a set of embedded machine language instructions within said personal network server, said set of embedded machine language instructions being executable by said CPU for processing said downstream data to provide at least one electronic file in said memory; and

a first interface for allowing an application on an external display device [[to selectively access]] to pick and open said at least one electronic file while said at least one electronic file remains resident on said personal network server, wherein said personal network server is hand-portable.

REEXAMINATION

REMARKS

This communication is being filed to correct a typographical error on page 2 of the supplemental response filed on October 24, 2011, which included the language "[t]he following claims have been rejected by the Examiner as anticipated by" in the Listing of Claims section of the response. This communication is also in response to the Office Action issued on June 28, 2011 and the Examiner's telephonic interview of October 24, 2011 where the Examiner informed the Applicant's representative that the deleted portions of the claims failed to conform to the format required for deleting subject matter from a claim in a Reexamination proceeding. The Applicants have amended claims 1 and 58 according to the proper format for amending claims in a Reexamination proceeding. No new matter has been added. Claims 1 and 58 are currently pending in the application. The Applicant repeats its remarks made in the response filed on August 22, 2011.

Conclusion

In light of the foregoing, withdrawal of the rejections of record and allowance of this application are earnestly solicited.

Should the Examiner believe that a telephone conference with the undersigned would assist in resolving any issues pertaining to the allowability of the above-identified application, please contact the undersigned at the telephone number listed below.

Respectfully submitted,

Dated: October 25, 2011

By /Chadwick A. Jackson, Reg. No. 46,495/

Chadwick A. Jackson
Registration No.: 46,495
Murphy & King, P.C.
1055 Thomas Jefferson St., N.W. Suite 400
Washington, D.C. 20007
Phone: 202-403-2102

Electronic Acknowledgement Receipt

EFS ID:	11258398
Application Number:	90011569
International Application Number:	
Confirmation Number:	6194
Title of Invention:	WIRELESS INTELLIGENT PERSONAL SERVER
First Named Inventor/Applicant Name:	7149511
Customer Number:	78724
Filer:	Chadwick A. Jackson/Alycia Johnson
Filer Authorized By:	Chadwick A. Jackson
Attorney Docket Number:	5924-002-RE
Receipt Date:	25-OCT-2011
Filing Date:	14-MAR-2011
Time Stamp:	13:06:51
Application Type:	Reexam (Patent Owner)

Payment information:

Submitted with Payment	no
------------------------	----

File Listing:

Document Number	Document Description	File Name	File Size(Bytes)/ Message Digest	Multi Part /.zip	Pages (if appl.)
1		5924002RE102511.pdf	154823 <small>334b857db79611f916fc802a1c38fbaf92d3825f</small>	yes	4

Multipart Description/PDF files in .zip description			
Document Description		Start	End
Supplemental Response or Supplemental Amendment		1	1
Claims		2	3
Applicant Arguments/Remarks Made in an Amendment		4	4

Warnings:

Information:

Total Files Size (in bytes):	154823
-------------------------------------	--------

This Acknowledgement Receipt evidences receipt on the noted date by the USPTO of the indicated documents, characterized by the applicant, and including page counts, where applicable. It serves as evidence of receipt similar to a Post Card, as described in MPEP 503.

New Applications Under 35 U.S.C. 111

If a new application is being filed and the application includes the necessary components for a filing date (see 37 CFR 1.53(b)-(d) and MPEP 506), a Filing Receipt (37 CFR 1.54) will be issued in due course and the date shown on this Acknowledgement Receipt will establish the filing date of the application.

National Stage of an International Application under 35 U.S.C. 371

If a timely submission to enter the national stage of an international application is compliant with the conditions of 35 U.S.C. 371 and other applicable requirements a Form PCT/DO/EO/903 indicating acceptance of the application as a national stage submission under 35 U.S.C. 371 will be issued in addition to the Filing Receipt, in due course.

New International Application Filed with the USPTO as a Receiving Office

If a new international application is being filed and the international application includes the necessary components for an international filing date (see PCT Article 11 and MPEP 1810), a Notification of the International Application Number and of the International Filing Date (Form PCT/RO/105) will be issued in due course, subject to prescriptions concerning national security, and the date shown on this Acknowledgement Receipt will establish the international filing date of the application.

IN THE UNITED STATES PATENT AND TRADEMARK OFFICE ("USPTO")

First Named Inventor: U.S. Patent No. 7,149,511 **Confirmation No.:** 6194

Serial No.: 90/011,569 **Examiner:** CRAVER, Charles

Filed: March 14, 2011 **Group Art Unit:**

Title: WIRELESS INTELLIGENT PERSONAL SERVER

**Mail Stop Ex Parte Reexam
Central Reexamination Unit**

Commissioner for Patents
P.O. Box 1450
Alexandria, VA 22313-1450

THIRD SUPPLEMENTAL RESPONSE

Sir:

In response to the Office Action dated June 28, 2011, the Examiner's Telephone Interview of October 24, 2011, and the Telephonic Interview of November 15, 2011 with Sharon S Hoppe, kindly amend the above-identified application as set forth below. In view of the same as well as the following remarks, kindly reconsider and further examine the application.

Listing of Claims begin on page 2 of this paper.

Remarks/Arguments begin on page 4 of this paper.

REEXAMINATION

Listing of Claims:

Please find below a listing of all pending claims. The statuses of the claims are set forth in parentheses. For those currently amended claims, underlined emphasis indicates insertions and single brackets indicates deletions.

1. (Currently Amended) A wireless intelligent personal network server, comprising:
 - a radio frequency (RF) receiver for receiving downstream data transmitted over a first wireless communications channel;
 - a memory;
 - a central processing unit (CPU);
 - a set of embedded machine language instructions within said personal network server, said set of embedded machine language instructions being executable by said CPU for processing said downstream data to provide at least one electronic file in said memory; and
 - a first interface for allowing an application on an external display device [to selectively access] to pick and open said at least one electronic file while said at least one electronic file remains resident on said personal network server, wherein said personal network server is hand-portable.

REEXAMINATION

58. (Currently Amended) A wireless intelligent personal network server, comprising:

a radio frequency (RF) transceiver for receiving downstream data transmitted over a first wireless communications channel;

a memory;

a central processing unit (CPU);

a set of embedded machine language instructions within said personal network server, said set of embedded machine language instructions being executable by said CPU for processing said downstream data to provide at least one electronic file in said memory; and

a first interface for allowing an application on an external display device [to selectively access] to pick and open said at least one electronic file while said at least one electronic file remains resident on said personal network server, wherein said personal network server is hand-portable.

REEXAMINATION

REMARKS

This communication is being filed in response to a telephonic request from Sharon S Hoppe of the Central Reexamination Unit to use single brackets to designate the deletion of subject matter from the claims instead of double brackets. By way of this communication, the Applicants have indicated the deletion of subject matter in claims 1 and 58 using the format specified by Ms. Hoppe. No new matter has been added. Claims 1 and 58 are currently pending in the application. The Applicants repeat the remarks made in the response filed on August 22, 2011.

Conclusion

In light of the foregoing, withdrawal of the rejections of record and allowance of this application are earnestly solicited.

Should the Examiner believe that a telephone conference with the undersigned would assist in resolving any issues pertaining to the allowability of the above-identified application, please contact the undersigned at the telephone number listed below.

Respectfully submitted,

Dated: November 15, 2011

By /Chadwick A. Jackson, Reg. No. 46,495/

Chadwick A. Jackson
Registration No.: 46,495
Murphy & King, P.C.
1055 Thomas Jefferson St., N.W. Suite 400
Washington, D.C. 20007
Phone: 202-403-2102

Electronic Acknowledgement Receipt

EFS ID:	11408572
Application Number:	90011569
International Application Number:	
Confirmation Number:	6194
Title of Invention:	WIRELESS INTELLIGENT PERSONAL SERVER
First Named Inventor/Applicant Name:	7149511
Customer Number:	78724
Filer:	Chadwick A. Jackson/Alycia Johnson
Filer Authorized By:	Chadwick A. Jackson
Attorney Docket Number:	5924-002-RE
Receipt Date:	15-NOV-2011
Filing Date:	14-MAR-2011
Time Stamp:	12:48:40
Application Type:	Reexam (Patent Owner)

Payment information:

Submitted with Payment	no
------------------------	----

File Listing:

Document Number	Document Description	File Name	File Size(Bytes)/ Message Digest	Multi Part /.zip	Pages (if appl.)
1		90011569.pdf	136041 b96a8b22f276b49468cab945c3a89b83be7be94d	yes	4

Multipart Description/PDF files in .zip description			
Document Description		Start	End
Supplemental Response or Supplemental Amendment		1	1
Claims		2	3
Applicant Arguments/Remarks Made in an Amendment		4	4

Warnings:

Information:

Total Files Size (in bytes):	136041
-------------------------------------	--------

This Acknowledgement Receipt evidences receipt on the noted date by the USPTO of the indicated documents, characterized by the applicant, and including page counts, where applicable. It serves as evidence of receipt similar to a Post Card, as described in MPEP 503.

New Applications Under 35 U.S.C. 111

If a new application is being filed and the application includes the necessary components for a filing date (see 37 CFR 1.53(b)-(d) and MPEP 506), a Filing Receipt (37 CFR 1.54) will be issued in due course and the date shown on this Acknowledgement Receipt will establish the filing date of the application.

National Stage of an International Application under 35 U.S.C. 371

If a timely submission to enter the national stage of an international application is compliant with the conditions of 35 U.S.C. 371 and other applicable requirements a Form PCT/DO/EO/903 indicating acceptance of the application as a national stage submission under 35 U.S.C. 371 will be issued in addition to the Filing Receipt, in due course.

New International Application Filed with the USPTO as a Receiving Office

If a new international application is being filed and the international application includes the necessary components for an international filing date (see PCT Article 11 and MPEP 1810), a Notification of the International Application Number and of the International Filing Date (Form PCT/RO/105) will be issued in due course, subject to prescriptions concerning national security, and the date shown on this Acknowledgement Receipt will establish the international filing date of the application.



UNITED STATES PATENT AND TRADEMARK OFFICE

UNITED STATES DEPARTMENT OF COMMERCE
United States Patent and Trademark Office
Address: COMMISSIONER FOR PATENTS
P.O. Box 1450
Alexandria, Virginia 22313-1450
www.uspto.gov

APPLICATION NO.	FILING DATE	FIRST NAMED INVENTOR	ATTORNEY DOCKET NO.	CONFIRMATION NO.
90/011,569	03/14/2011	7149511	5924-002-RE	6194

78724 7590 11/23/2011

Murphy & King Professional Corporation
1055 Thomas Jefferson Street, NW
Suite 400
WASHINGTON, DC 20007

EXAMINER

ART UNIT PAPER NUMBER

DATE MAILED: 11/23/2011

Please find below and/or attached an Office communication concerning this application or proceeding.

Notice of Intent to Issue Ex Parte Reexamination Certificate	Control No.	Patent Under Reexamination	
	90/011,569	7149511	
	Examiner	Art Unit	
	CHARLES CRAVER	3992	

-- The MAILING DATE of this communication appears on the cover sheet with the correspondence address --

1. Prosecution on the merits is (or remains) closed in this *ex parte* reexamination proceeding. This proceeding is subject to reopening at the initiative of the Office or upon petition. Cf. 37 CFR 1.313(a). A Certificate will be issued in view of
 - (a) Patent owner's communication(s) filed: 22 August 2011.
 - (b) Patent owner's late response filed: _____.
 - (c) Patent owner's failure to file an appropriate response to the Office action mailed: _____.
 - (d) Patent owner's failure to timely file an Appeal Brief (37 CFR 41.31).
 - (e) Other: _____.

Status of *Ex Parte* Reexamination:

 - (f) Change in the Specification: Yes No
 - (g) Change in the Drawing(s): Yes No
 - (h) Status of the Claim(s):
 - (1) Patent claim(s) confirmed: _____.
 - (2) Patent claim(s) amended (including dependent on amended claim(s)): 1 and 58
 - (3) Patent claim(s) cancelled: _____.
 - (4) Newly presented claim(s) patentable: _____.
 - (5) Newly presented cancelled claims: _____.
 - (6) Patent claim(s) previously currently disclaimed: _____
 - (7) Patent claim(s) not subject to reexamination: 2-57 58-80.

2. Note the attached statement of reasons for patentability and/or confirmation. Any comments considered necessary by patent owner regarding reasons for patentability and/or confirmation must be submitted promptly to avoid processing delays. Such submission(s) should be labeled: "Comments On Statement of Reasons for Patentability and/or Confirmation."

3. Note attached NOTICE OF REFERENCES CITED (PTO-892).

4. Note attached LIST OF REFERENCES CITED (PTO/SB/08 or PTO/SB/08 substitute.).

5. The drawing correction request filed on _____ is: approved disapproved.

6. Acknowledgment is made of the priority claim under 35 U.S.C. § 119(a)-(d) or (f).
 - a) All b) Some* c) None of the certified copies have
 - been received.
 - not been received.
 - been filed in Application No. _____.
 - been filed in reexamination Control No. _____.
 - been received by the International Bureau in PCT Application No. _____.

* Certified copies not received: _____.

7. Note attached Examiner's Amendment.

8. Note attached Interview Summary (PTO-474).

9. Other: _____.

cc: Requester (if third party requester)

Art Unit: 3992

NOTICE OF INTENT TO ISSUE EX PARTE REEXAMINATION CERTIFICATE

I. Summary

This is a Notice of Intent to Issue Reexamination Certificate In the instant 90/011,569 Reexamination of US Pat 7,149,511 (hereinafter "the '511 Patent") based on a Request for Reexamination of claims 1 and 58 of the '511 Patent filed 3/14/2011 (hereinafter "the Request") by the Patent Owner. Claims 1 and 58 are deemed patentable as amended.

Extensions of Time

Extensions of time under 37 CFR 1.136(a) will not be permitted in *inter partes* reexamination proceedings because the provisions of 37 CFR 1.136 apply only to "an applicant" and not to the patent owner in a reexamination proceeding. Additionally, 35 U.S.C. 305 requires that ex parte reexamination proceedings "will be conducted with special dispatch" (37 CFR 1.550(a)). Extensions of time in ex parte reexamination proceedings are provided for in 37 CFR 1.550(c).

Notification of Concurrent Proceedings

The Patent Owner is reminded of the continuing responsibility under 37 CFR 1.985 to apprise the Office of any litigation activity, or other prior or concurrent proceeding, involving Patent No. 7,149,511 throughout the course of this reexamination proceeding. The third party requester is also reminded of the ability to similarly apprise the Office of any such activity or proceeding throughout the course of this reexamination proceeding. See MPEP § 2686 and 2686.04.

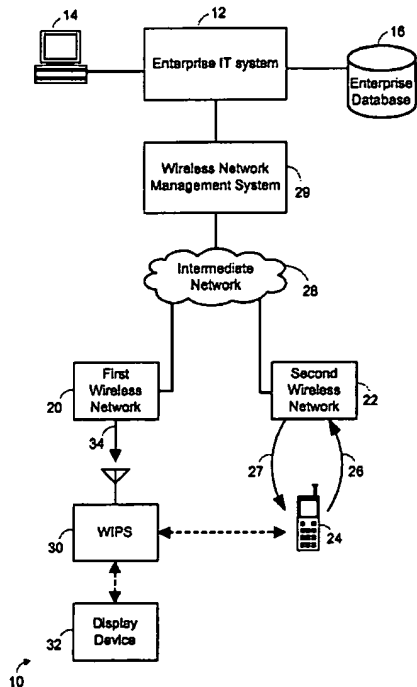
Service of Papers

Any paper filed by either the patent owner or the third party requester ***must be served*** on the other party in the reexamination proceeding in the manner provided by 37 CFR 1.248. See 37 CFR 1.903 and MPEP 2666.06.

Art Unit: 3992

II. Background

The '511 Patent teaches towards a wireless server with an interface for a display device such as a PDA, and a second interface for a wireless phone. FIG 1 is representative:



Col. 3 l. 62-col. 5 l. 34 describes the overall device, including data transfer between the server and the external display device and the intermediate network.

The Application that issued as the instant '511 Patent was filed with 55 claims, after which preliminary amendments filed 8/14/02 and 2/26/03 added new claims 56-80. Claims 1-7, 9-27 and 29-78 were rejected over Criss by the examiner in a Non-Final rejection mailed 4/11/03, after which an amendment of 7/11/03 amended claims. Another Non-Final Rejection followed on 1/21/04 where claims 1-7, 9-27 and 29-78 were rejected over Criss in view of Wecker and claims 6-11 were rejected over Larkey in view of Goldhor. Another amendment followed on 9/28/04, and a Final Rejection was mailed 2/23/05 rejecting claims 1-7, 9-27 and 29-78 over Criss in view of Wecker and Fillibrown. After the filing of an RCE, a Non-Final rejection followed on 6/30/05 repeating the above rejection, and another Non-Final followed 2/8/06 rejecting the above claims over Boals, Criss, Grewe, Gombrich, Shimura, Ausems and Gerszberg. After remarks filed 6/8/06, the application was allowed 8/24/06, including an Examiner's Amendment changing the claims to note a "personal" network server. No reasons for allowance were provided by the Examiner.

Art Unit: 3992

III. Request

The Request of 3/14/2011 indicates that the Patent Owner considered the references to apply to the original claims:

Nokia 9110:

Patent Owner cites the following references:

- a. "Nokia introduces its second generation communicator -The pocket-sized Nokia 9110 Communicator combines an ultimate mobile office with a superb phone", Ex. C;
- b. "Nokia User's Guide 9110", Ex. D;
- c. "PC Suite for Nokia 9110 and 9110i Communicator User's Guide", Ex. E;
- d. "Quick Guide For Using The Infrared Object Exchange Application with the Nokia 9110 Communicator", Ex. F;
- e. "Quick Guide for transferring data from Nokia 9000/9000i Communicator to Nokia 9110 Communicator", Ex. G;
- f. "PC Suite for Nokia 9110 Communicator, setting up connection", Ex. H;
"File Transfer with the PC Suite for Nokia 9110 Communicator ", Ex. I;

The cited references all describe the Nokia 9110 communicator. The 9110, introduced in 1998, was a personal communication device including the ability to transfer files over infrared communication with another device. The 9110 intended to be utilized as a cellular phone, organizer and mobile terminal.

The 9110 is claimed to be a "pocket-sized mobile office", running a number of applications such as GSM cellular telephone, fax, inter/intranet communications, email, SMS and calendar apps together. It also comprises a connection means to a PC as well as wireless transfer from other devices such as digital cameras. Ex. C at 2.

In response to a non-final rejection mailed 6/28/2011, as well as an interview held 8/16/2011, Patent Owner has filed an amendment to claims 1 and 58 on 8/22/2011. This notice is in response thereto.

Art Unit: 3992

IV. Reasons for Issuing Reexamination Certificate

Claims 1 and 58 are patentable.

The following is an examiner's statement of reasons for patentability and/or confirmation of the claims found patentable in this reexamination proceeding:

In response to the non-final action mailed 6/18/2011, Patent Owner has amended claims 1 and 58 as follows:

1. A wireless intelligent personal network server, comprising:

a radio frequency (RF) receiver for receiving downstream data transmitted over a first wireless communications channel;

a memory;

a central processing unit (CPU),

a set of embedded machine language instructions within said personal network server, said set of embedded machine language instructions being executable by said CPU for processing said downstream data to provide at least one electronic file in said memory; and

a first interface for allowing art external display device ~~to selectively access to~~ pick and open said at least one electronic file while said at least one electronic file remains resident on said personal network server, wherein said personal network server is hand-portable.

58. A wireless intelligent personal network server, comprising:

a radio frequency (RF) transceiver for receiving downstream data transmitted over a first wireless communications channel;

a memory;

a central processing unit (CPU);

a set of embedded machine language instructions within said personal network server, said set of embedded machine language instructions being executable by said CPU for processing said downstream data to provide at least one electronic file in said memory; and

a first interface for allowing an external display device ~~to selectively access to~~ pick and open said at least one electronic file while said at least one electronic file remains resident on said personal network server, wherein said personal network server is hand-portable.

Art Unit: 3992

As noted above, the claims now require that, rather than "selectively accessing" the electronic file on the wireless intelligent personal network server, a term which was read broadly by the examiner, the external display device is able to pick and open the file while said file remains resident on the server.

Nokia discloses a system wherein a file is able to be transferred from a personal wireless device to a computer which is connected thereto. User's Guide at 1-2. This was read as a server by the Examiner, as it is able to move files back and forth by user request.

Nokia includes a set of steps within said personal network server (while the use of embedded instruction would be inherent in the operation of the above device and services, see further the second page noting the use of DOS-ROM and "Embedded BIOS" as well as "PPP software" and "C-client Internet mail routines" and applications listed on pp. 25-26), said set of steps for processing said downstream data to providing at least one electronic file in said memory (e.g. received faxes/messages/mail as well as files, see pp. 111-112, such as the attachments listed above).

Nokia further discloses a first interface (p. 39 FIG 1, see also pp. 26-28) for allowing an external display device (computer, p. 39) to selectively access said at least one electronic file (file transfer, pp. 43-45. Note FIG 4 on p. 44 allowing the backing up from the communicator to the computer of "documents" such as those discussed above received in downstream data.). Such reads on 'selectively accessing' the document data, as such step can be performed as in FIG 4 selecting only 'documents' to the exclusion of calendar data and contacts¹.

However, *Nokia* fails to teach or suggest that the external device may pick and open files off the server while the file remains resident thereon; that is, that the file is opened *on the server*, rather than being transferred to the computer first. As such the claims describe a different type of wireless personal server with a different feature than *Nokia* which is not taught therein.

Any comments considered necessary by the PATENT OWNER regarding the above statement must be submitted promptly to avoid processing delays. Such submission by the patent owner should be labeled: "Comments on Statement of Reasons for Patentability and/or Confirmation" and will be placed in the reexamination file.

¹ For further information on file transfer in the 9110 device, though not relied on in the above rejection of claims 1 and 58, see "File Transfer with the PC Suite for Nokia 9110 Communicator", Original Request Ex. I.

Art Unit: 3992

V. Conclusion

This action is directed only to the claims for which reexamination was requested. With respect to such claims, requester has alleged that a substantial new question of patentability (SNQ) exists, and upon review, it has been determined that the alleged SNQ in fact is present for claims 1 and 58. No determination was made with respect to the existence or nonexistence of an SNQ with respect to any claim for which reexamination was not specifically requested.

Extensions of time under 37 CFR 1.136(a) do not apply in reexamination proceedings. The provisions of 37 CFR 1.136 apply only to "an applicant" and not to parties in a reexamination proceeding. Further, in 35 U.S.C. 305 and in 37 CFR 1.550(a), it is required that reexamination proceedings "will be conducted with special dispatch within the Office."

Extensions of time in reexamination proceedings are provided for in 37 CFR 1.550(c). A request for extension of time must be filed on or before the day on which a response to this action is due, and it must be accompanied by the petition fee set forth in 37 CFR 1.17(g). The mere filing of a request will not effect any extension of time. An extension of time will be granted only for sufficient cause, and for a reasonable time specified.

The Patent Owner is again reminded of the continuing responsibility under 37 CFR 1.565(a), to apprise the Office of any litigation activity, or other prior or concurrent proceeding, involving the instant '070 Patent throughout the course of this reexamination proceeding.

All correspondence relating to this *ex parte* reexamination proceeding should be directed:

By Mail to: Mail Stop *Ex Parte* Reexam
Central Reexamination Unit
Commissioner for Patents
United States Patent & Trademark Office
P.O. Box 1450
Alexandria, VA 22313-1450

By FAX to: (571) 273-9900
Central Reexamination Unit

By hand: Customer Service Window
Randolph Building
401 Dulany Street
Alexandria, VA 22314

Art Unit: 3992

Registered users of EFS-Web may alternatively submit such correspondence via the electronic filing system EFS-Web, at <https://sportal.uspto.gov/authenticate/authenticateuserlocalepf.html>. EFS-Web offers the benefit of quick submission to the particular area of the Office that needs to act on the correspondence. Also, EFS-Web submissions are "soft scanned" (i.e., electronically uploaded) directly into the official file for the reexamination proceeding, which offers parties the opportunity to review the content of their submissions after the "soft scanning" process is complete.

Any inquiry concerning this communication or earlier communications from the Reexamination Legal Advisor or Examiner, or as to the status of this proceeding, should be directed to Charles Craver at telephone number (571) 272-7849.

Signed:

/Charles Craver/
Charles Craver
Primary Examiner
Central Reexamination Unit 3992
(571) 272-7849

Conferees:

/A. J. G./
Primary Examiner, Art Unit 3992

/Daniel J Ryman/
Supervisory Patent Examiner, Art Unit 3992

REEXAMINATION

REASONS FOR PATENTABILITY / CONFIRMATION

Reexamination Control No. 90/011,569

Attachment to Paper No. 20110926.

Art Unit 3992.

See attached

/Charles Craver/	/A. J. G./ Examiner, Art Unit 3992	/Daniel J Ryman/ Supervisory Patent Examiner, Art Unit 3992
------------------	---------------------------------------	---

INFORMATION DISCLOSURE STATEMENT BY APPLICANT (Not for submission under 37 CFR 1.99)	Application Number		90011569	
	Filing Date		2011-03-14	
	First Named Inventor	7149511		
	Art Unit		3992	
	Examiner Name	Charles Craver		
	Attorney Docket Number		5924-002-RE	

U.S.PATENTS						Remove
Examiner Initial*	Cite No	Patent Number	Kind Code ¹	Issue Date	Name of Patentee or Applicant of cited Document	Pages,Columns,Lines where Relevant Passages or Relevant Figures Appear
	1					

If you wish to add additional U.S. Patent citation information please click the Add button.

Add

U.S.PATENT APPLICATION PUBLICATIONS						Remove
Examiner Initial*	Cite No	Publication Number	Kind Code ¹	Publication Date	Name of Patentee or Applicant of cited Document	Pages,Columns,Lines where Relevant Passages or Relevant Figures Appear
	1	20040193695	A1	2004-09-30	Randy Salo	Paragraphs: 41,42, 43, 47, 56, 66, 76, 77, 101, 116; Figs: 1, 1A, 1B

If you wish to add additional U.S. Published Application citation information please click the Add button.

Add

FOREIGN PATENT DOCUMENTS								Remove
Examiner Initial*	Cite No	Foreign Document Number ³	Country Code ² i	Kind Code ⁴	Publication Date	Name of Patentee or Applicant of cited Document	Pages,Columns,Lines where Relevant Passages or Relevant Figures Appear	T ⁵
	1							<input type="checkbox"/>

If you wish to add additional Foreign Patent Document citation information please click the Add button

Add

NON-PATENT LITERATURE DOCUMENTS			Remove
Examiner Initials*	Cite No	Include name of the author (in CAPITAL LETTERS), title of the article (when appropriate), title of the item (book, magazine, journal, serial, symposium, catalog, etc), date, pages(s), volume-issue number(s), publisher, city and/or country where published.	T ⁵

ALL REFERENCES CONSIDERED EXCEPT WHERE LINED THROUGH. /C.C./

INFORMATION DISCLOSURE STATEMENT BY APPLICANT (Not for submission under 37 CFR 1.99)	Application Number	90011569
	Filing Date	2011-03-14
	First Named Inventor	7149511
	Art Unit	3992
	Examiner Name	Charles Craver
	Attorney Docket Number	5924-002-RE

	1		<input type="checkbox"/>
--	---	--	--------------------------

If you wish to add additional non-patent literature document citation information please click the Add button **Add**

EXAMINER SIGNATURE

Examiner Signature	/Charles Craver/	Date Considered	09/23/2011
--------------------	------------------	-----------------	------------

***EXAMINER:** Initial if reference considered, whether or not citation is in conformance with MPEP 609. Draw line through a citation if not in conformance and not considered. Include copy of this form with next communication to applicant.

¹ See Kind Codes of USPTO Patent Documents at www.USPTO.GOV or MPEP 901.04. ² Enter office that issued the document, by the two-letter code (WIPO Standard ST.3). ³ For Japanese patent documents, the indication of the year of the reign of the Emperor must precede the serial number of the patent document. ⁴ Kind of document by the appropriate symbols as indicated on the document under WIPO Standard ST.16 if possible. ⁵ Applicant is to place a check mark here if English language translation is attached.

ALL REFERENCES CONSIDERED EXCEPT WHERE LINED THROUGH. /C.C./

INFORMATION DISCLOSURE STATEMENT BY APPLICANT (Not for submission under 37 CFR 1.99)	Application Number		90011569	
	Filing Date		2011-03-14	
	First Named Inventor	7149511		
	Art Unit	3992		
	Examiner Name	Charles Craver		
	Attorney Docket Number	5924-002-RE		

U.S.PATENTS						Remove
Examiner Initial*	Cite No	Patent Number	Kind Code ¹	Issue Date	Name of Patentee or Applicant of cited Document	Pages, Columns, Lines where Relevant Passages or Relevant Figures Appear
	1	7778595	B2	2010-08-17	White et al.	Col. 2:50-56; col. 2:61-65; col. 3:1-25; col. 3:35-44; col. 3:62-67; col. 4:30-35; col 6:18-54; col. 7:38-col. 8:17; col. 11:50-col. 12:40

If you wish to add additional U.S. Patent citation information please click the Add button. Add

U.S.PATENT APPLICATION PUBLICATIONS						Remove
Examiner Initial*	Cite No	Publication Number	Kind Code ¹	Publication Date	Name of Patentee or Applicant of cited Document	Pages, Columns, Lines where Relevant Passages or Relevant Figures Appear
	1					

If you wish to add additional U.S. Published Application citation information please click the Add button. Add

FOREIGN PATENT DOCUMENTS								Remove
Examiner Initial*	Cite No	Foreign Document Number ³	Country Code ²	Kind Code ⁴	Publication Date	Name of Patentee or Applicant of cited Document	Pages, Columns, Lines where Relevant Passages or Relevant Figures Appear	T ⁵
	1							<input type="checkbox"/>

If you wish to add additional Foreign Patent Document citation information please click the Add button. Add

NON-PATENT LITERATURE DOCUMENTS			Remove
Examiner Initials*	Cite No	Include name of the author (in CAPITAL LETTERS), title of the article (when appropriate), title of the item (book, magazine, journal, serial, symposium, catalog, etc), date, pages(s), volume-issue number(s), publisher, city and/or country where published.	T ⁵

ALL REFERENCES CONSIDERED EXCEPT WHERE LINED THROUGH. /C.C./

INFORMATION DISCLOSURE STATEMENT BY APPLICANT (Not for submission under 37 CFR 1.99)	Application Number	90011569	
	Filing Date	2011-03-14	
	First Named Inventor	7149511	
	Art Unit	3992	
	Examiner Name	Charles Craver	
	Attorney Docket Number	5924-002-RE	

	1		<input type="checkbox"/>
--	---	--	--------------------------

If you wish to add additional non-patent literature document citation information please click the Add button **Add**

EXAMINER SIGNATURE

Examiner Signature	/Charles Craver/	Date Considered	09/23/2011
--------------------	------------------	-----------------	------------

***EXAMINER:** Initial if reference considered, whether or not citation is in conformance with MPEP 609. Draw line through a citation if not in conformance and not considered. Include copy of this form with next communication to applicant.

¹ See Kind Codes of USPTO Patent Documents at www.USPTO.GOV or MPEP 901.04. ² Enter office that issued the document, by the two-letter code (WIPO Standard ST.3). ³ For Japanese patent documents, the indication of the year of the reign of the Emperor must precede the serial number of the patent document. ⁴ Kind of document by the appropriate symbols as indicated on the document under WIPO Standard ST.16 if possible. ⁵ Applicant is to place a check mark here if English language translation is attached.

ALL REFERENCES CONSIDERED EXCEPT WHERE LINED THROUGH. /C.C./

OK to enter

DJR

REEXAMINATION

Listing of Claims:

Please find below a listing of all pending claims. The statuses of the claims are set forth in parentheses. For those currently amended claims, underlined emphasis indicates insertions and single brackets indicates deletions.

1. (Currently Amended) A wireless intelligent personal network server, comprising:
 - a radio frequency (RF) receiver for receiving downstream data transmitted over a first wireless communications channel;
 - a memory;
 - a central processing unit (CPU);
 - a set of embedded machine language instructions within said personal network server, said set of embedded machine language instructions being executable by said CPU for processing said downstream data to provide at least one electronic file in said memory; and
 - a first interface for allowing an application on an external display device [to selectively access] to pick and open said at least one electronic file while said at least one electronic file remains resident on said personal network server, wherein said personal network server is hand-portable.

REEXAMINATION

58. (Currently Amended) A wireless intelligent personal network server, comprising:

a radio frequency (RF) transceiver for receiving downstream data transmitted over a first wireless communications channel;

a memory;

a central processing unit (CPU);

a set of embedded machine language instructions within said personal network server, said set of embedded machine language instructions being executable by said CPU for processing said downstream data to provide at least one electronic file in said memory; and

a first interface for allowing an application on an external display device [to selectively access] to pick and open said at least one electronic file while said at least one electronic file remains resident on said personal network server, wherein said personal network server is hand-portable.




UNITED STATES PATENT AND TRADEMARK OFFICE

UNITED STATES DEPARTMENT OF COMMERCE
 United States Patent and Trademark Office
 Address: COMMISSIONER FOR PATENTS
 P.O. Box 1450
 Alexandria, Virginia 22313-1450
 www.uspto.gov

BIB DATA SHEET

CONFIRMATION NO. 6194

SERIAL NUMBER 90/011,569	FILING or 371(c) DATE 03/14/2011	CLASS 455	GROUP ART UNIT 3992	ATTORNEY DOCKET NO. 5924-002-RE	
APPLICANTS 7149511, Residence Not Provided; ROSETTA-WIRELESS CORPORATION(OWNER), ELMHURST, IL; PATENT OWNER, ELMHURST, IL; ** CONTINUING DATA ***** This application is a REX of 09/652,734 08/31/2000 PAT 7,149,511 ** FOREIGN APPLICATIONS ***** ** IF REQUIRED, FOREIGN FILING LICENSE GRANTED **					
Foreign Priority claimed <input type="checkbox"/> Yes <input checked="" type="checkbox"/> No 35 USC 119(a-d) conditions met <input type="checkbox"/> Yes <input checked="" type="checkbox"/> No Verified and Acknowledged Examiner's Signature: <u>Charles Craver</u>	<input type="checkbox"/> Met after Allowance Initials: _____	STATE OR COUNTRY	SHEETS DRAWINGS	TOTAL CLAIMS 80	INDEPENDENT CLAIMS 7
ADDRESS Murphy & King Professional Corporation 1055 Thomas Jefferson Street, NW Suite 400 WASHINGTON, DC 20007 UNITED STATES					
TITLE WIRELESS INTELLIGENT PERSONAL SERVER					
FILING FEE RECEIVED 2520	FEES: Authority has been given in Paper No. _____ to charge/credit DEPOSIT ACCOUNT No. _____ for following:		<input type="checkbox"/> All Fees <input type="checkbox"/> 1.16 Fees (Filing) <input type="checkbox"/> 1.17 Fees (Processing Ext. of time) <input type="checkbox"/> 1.18 Fees (Issue) <input type="checkbox"/> Other _____ <input type="checkbox"/> Credit		

Reexamination 	Application/Control No. 90/011,569	Applicant(s)/Patent Under Reexamination 7149511
	Certificate Date	Certificate Number

Requester Correspondence Address: <input checked="" type="checkbox"/> Patent Owner <input type="checkbox"/> Third Party
Murphy & KING, P.C. 1055 Thomas Jefferson St., N.W., Suite 400 Washington, D.C. 20007

LITIGATION REVIEW <input checked="" type="checkbox"/>	cc <small>(examiner initials)</small>	9/27/11 <small>(date)</small>
Case Name	Director Initials	
NONE		

COPENDING OFFICE PROCEEDINGS	
TYPE OF PROCEEDING	NUMBER
1.	
2.	
3.	
4.	

Search Notes



Application/Control No.

Applicant(s)/Patent under
Reexamination

90/011,569

7149511

Examiner

Art Unit

CHARLES CRAVER

3992

SEARCHED


Class	Subclass	Date	Examiner

**SEARCH NOTES
(INCLUDING SEARCH STRATEGY)**

	DATE	EXMR
updated file hist. search	9/25/11.	CC

INTERFERENCE SEARCHED

Class	Subclass	Date	Examiner

Issue Classification 	Application/Control No. 90/011,569	Applicant(s)/Patent under Reexamination 7149511	
	Examiner CHARLES CRAVER	Art Unit 3992	

ISSUE CLASSIFICATION											
ORIGINAL				CROSS REFERENCE(S)							
CLASS		SUBCLASS		CLASS	SUBCLASS (ONE SUBCLASS PER BLOCK)						
455		419		455	412.1	412.2	418	422.1	550.1	556.1	557
INTERNATIONAL CLASSIFICATION				709	202	203	216	219			
H	0	4	Q								
				7/20							
H	0	4	Q								
				7/32							
				/							
				/							
				/							
								Total Claims Allowed: 2			
_____ (Assistant Examiner) (Date)				/Charles Craver/ 9/27/11 (Primary Examiner) (Date)				O.G. Print Claim(s)		O.G. Print Fig.	
<i>Shawn S. Hays</i> 9-24-11 (Legal Instruments Examiner) (Date)								1		1	

<input checked="" type="checkbox"/> Claims renumbered in the same order as presented by applicant		<input type="checkbox"/> CPA		<input type="checkbox"/> T.D.		<input type="checkbox"/> R.1.47	
Final	Original	Final	Original	Final	Original	Final	Original
	1		31		61		91
	2		32		62		92
	3		33		63		93
	4		34		64		94
	5		35		65		95
	6		36		66		96
	7		37		67		97
	8		38		68		98
	9		39		69		99
	10		40		70		100
	11		41		71		101
	12		42		72		102
	13		43		73		103
	14		44		74		104
	15		45		75		105
	16		46		76		106
	17		47		77		107
	18		48		78		108
	19		49		79		109
	20		50		80		110
	21		51		81		111
	22		52		82		112
	23		53		83		113
	24		54		84		114
	25		55		85		115
	26		56		86		116
	27		57		87		117
	28		58		88		118
	29		59		89		119
	30		60		90		120
							121
							122
							123
							124
							125
							126
							127
							128
							129
							130
							131
							132
							133
							134
							135
							136
							137
							138
							139
							140
							141
							142
							143
							144
							145
							146
							147
							148
							149
							150
							151
							152
							153
							154
							155
							156
							157
							158
							159
							160
							161
							162
							163
							164
							165
							166
							167
							168
							169
							170
							171
							172
							173
							174
							175
							176
							177
							178
							179
							180
							181
							182
							183
							184
							185
							186
							187
							188
							189
							190
							191
							192
							193
							194
							195
							196
							197
							198
							199
							200
							201
							202
							203
							204
							205
							206
							207
							208
							209
							210



US007149511C1

(12) **EX PARTE REEXAMINATION CERTIFICATE** (8793rd)
United States Patent
Bachner, III et al.

(10) **Number:** **US 7,149,511 C1**
(45) **Certificate Issued:** **Jan. 10, 2012**

- (54) **WIRELESS INTELLIGENT PERSONAL SERVER**
- (75) Inventors: **Edward F. Bachner, III**, Lockport, IL (US); **John Major**, Rancho Santa Fe, CA (US); **Xin Du**, Bartlett, IL (US)
- (73) Assignee: **Rosetta-Wireless Corporation**, Elmhurst, IL (US)

Application Information Retrieval (PAIR) system under the Display References tab.

Primary Examiner—Charles Craver

(57) **ABSTRACT**

A wireless intelligent personal server includes a radio frequency (RF) receiver, a memory for storing electronic files, a set of embedded machine language instructions, a central processing unit (CPU), a first interface for a display device, such as a personal digital assistant (PDA), and a second interface for a wireless telephone. The RF receiver receives downstream data transmitted over a downstream wireless communications channel. The CPU executes the machine language instructions to process the downstream data and, thereby, either update an existing target electronic file stored in the memory, so that the target electronic file reflects changes made to a source electronic file, or create a new electronic file in the memory. A display device may be brought into communication with the wireless intelligent personal server, via the first interface, to access the electronic files stored in the memory. The wireless intelligent personal server may also transmit an upstream signal over an upstream wireless communication channel, such as by using a wireless telephone, in communication with the second interface. The upstream signal may acknowledge receipt of the downstream data, or it may include upstream data reflecting changes to the electronic files stored in the memory made by the display device.

Reexamination Request:

No. 90/011,569, Mar. 14, 2011

Reexamination Certificate for:

Patent No.: **7,149,511**
 Issued: **Dec. 12, 2006**
 Appl. No.: **09/652,734**
 Filed: **Aug. 31, 2000**

(51) **Int. Cl.**

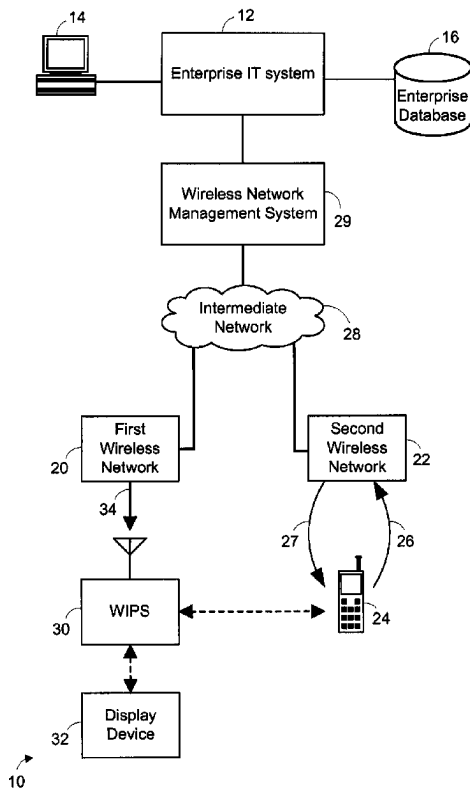
H04Q 7/20 (2006.01)
H04Q 7/32 (2006.01)

(52) **U.S. Cl.** **455/419**; 455/412.1; 455/412.2; 455/418; 455/422.1; 455/550.1; 455/556.1; 455/557; 709/202; 709/203; 709/216; 709/219

(58) **Field of Classification Search** 455/419
 See application file for complete search history.

(56) **References Cited**

To view the complete listing of prior art documents cited during the proceeding for Reexamination Control Number 90/011,569, please refer to the USPTO's public Patent



**EX PARTE
REEXAMINATION CERTIFICATE
ISSUED UNDER 35 U.S.C. 307**

THE PATENT IS HEREBY AMENDED AS
INDICATED BELOW.

Matter enclosed in heavy brackets [] appeared in the patent, but has been deleted and is no longer a part of the patent; matter printed in italics indicates additions made to the patent.

AS A RESULT OF REEXAMINATION, IT HAS BEEN DETERMINED THAT:

Claims 1 and 58 are determined to be patentable as amended.

Claims 2-57 and 59-80 were not reexamined.

1. A wireless intelligent personal network server, comprising:

- a radio frequency (RF) receiver for receiving downstream data transmitted over a first wireless communications channel;
- a memory;
- a central processing unit (CPU);
- a set of embedded machine language instructions within said personal network server, said set of embedded machine language instructions being executable by said

CPU for processing said downstream data to provide at least one electronic file in said memory; and

a first interface for allowing *an application on an external display device [to selectively access] to pick and open said at least one electronic file while said at least one electronic file remains resident on said personal network server, wherein said personal network server is hand-portable.*

58. A wireless intelligent personal network server, comprising:

a radio frequency (RF) transceiver for receiving downstream data transmitted over a first wireless communications channel;

a memory;

a central processing unit (CPU);

a set of embedded machine language instructions within said personal network server, said set of embedded machine language instructions being executable by said CPU for processing said downstream data to provide at least one electronic file in said memory; and

a first interface for allowing *an application on an external display device [to selectively access] to pick and open said at least one electronic file while said at least one electronic file remains resident on said personal network server, wherein said personal network server is hand-portable.*

* * * * *