

# Hart's Petroleum Engineer<sup>®</sup>

I N T E R N A T I O N A L

June 1998

The Worldwide Magazine of Drilling, Production and Reservoir Technology



## FOCUS ON RUSSIA

Modernization Boosts Russian Oil Industry, *page 23*

Software Computes Casing Wear, *page 38*

Tern Multilateral Highlighted, *page 29*




**WEATHERFORD  
INTERNATIONAL, LLC, et al.**

**EXHIBIT 1025**

**WEATHERFORD  
INTERNATIONAL, LLC, et al.**

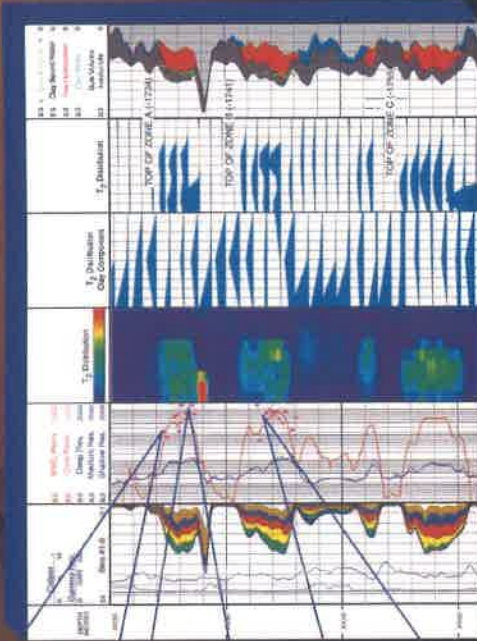
**v.**

**PACKERS PLUS ENERGY  
SERVICES, INC.**



# Sharpen Your Measurement Edge

with MRIL®



Sharpen your measurement edge with NUMAR's new proprietary diffusion weighted T measurements. Integrated with advanced core analysis, MRIL diffusion properties enable you to identify productive zones despite complicated and/or unknown petrophysical properties.

In this complex fresh water example, MRIL's advanced diffusion techniques successfully pinpointed multiple productive zones without the use of production testing, thus eliminating high cost testing previously incurred on multiple completions in this developed field.

Contact NUMAR today to learn how you can benefit from the MRIL edge.

**NUMAR**  
A Halliburton Company

www.numarcorp.com  
www.halliburton.com

Circle 101

Volume 71, Number 6

June 1998

# Hart's Petroleum Engineer

INTERNATIONAL CONTENTS

## MERITORIOUS ENGINEERING AWARDS

### 17 PEI Presents 1998 Meritorious Engineering Awards

Plaques for the winners of the 1998 Meritorious Engineering Awards were presented at the Offshore Technology Conference.  
Staff Report



### FOCUS ON RUSSIA

### 23 A Baby Brother For The Seven Sisters?

The Russian oil industry is making great strides toward modernization, increased production and exploration.  
by M. Liliana Riah, International Editor



### MULTILATERAL TECHNOLOGY

### 29 Dual Bore Re-entry, Tern Platform MLR Highlight

Multilateral activities include a dual-bore, multi-string completion system that allows selective re-entry, a string of 14 successes and an international distribution agreement.  
Staff Report



### PROCESS TECHNOLOGY

### 32 MDC Technology Optimizes Shell's Tern Platform

A closed loop optimizer has accelerated oil production by 2.5% from the gas-lifted Tern field.  
by A.S. Mortimer, MDC Technology Ltd.



### INFORMATION TECHNOLOGY

### 38 Predicting And Preventing Casing Wear While Drilling

A computer program to calculate casing wear was developed by Maurer Engineering Inc. as part of the Drilling Engineering Association's DEA-42 project.  
by Jeanne M. Perdue, Technology Editor



### 41 Integrating Information Management Systems

A central database for storing and retrieving information can make a big difference in profitability.  
by Thomas R. Bandy and Jeffrey O. Dyk, Production Access Inc.

**ICGO**

Protecting

your investment

ICGO - Your  
full-service,  
one source for

INSPECTION  
RECLAMATION  
COATING and  
INVENTORY  
MANAGEMENT

or Oil Country  
Tubular Goods  
and Sucker Rods

ICGO CORPORATE HEADQUARTERS  
11488 Westheimer, Suite 1000  
Houston, Texas 77077  
Tel: 281-721-4200  
Fax: 281-721-4203  
EXPLORATION SERVICES  
Houston, Texas - 713-844-2000  
PRODUCTION SERVICES  
Odessa, Texas - 800-575-9253  
CORROSION CONTROL SERVICES  
Houston, Texas - 281-721-4164  
DRILL PIPE SERVICES  
Lafayette, Louisiana - 800-824-1712  
www.icgoinc.com

Circle 102

JUNE 1998

Hart's Petroleum Engineer International



1977 20 1997

**HOLDITCH**  
and You!



*The Best Team  
for your next  
Integrated  
Reservoir Study!*



tel: 281-558-9120  
fax: 281-558-7945  
info@holditch.com  
http://www.holditch.com

Circle 103

**WELL TESTING/PRODUCTION**

**43 Innovative Applications Emerging For Hydraulic Jet Pumps**

When smaller jet pumps are combined with coiled tubing in innovative ways, sharply lower costs for well testing and production can result. by C.O. "Doc" Stokley, TAM International, and T. Roland Jackson, New Coleman Pump Co.

**RESERVOIR MANAGEMENT**

**50 Permeability Profiles—Key to Reservoir Management**

New high quality logging technology gives the essential data for permeability profiling as the key to reservoir management. by D. Georgi, E. Kasap, X. Tang and A. Chang, Western Atlas Logging Services

**SEISMIC ACQUISITION**

**59 Multicomponent Seismic Acquisition Brings New Insight Into Reservoir Characterization**

Amoco's decision to conduct a 100-km<sup>2</sup>, four-component survey in the North Sea's Valhall field is a landmark event for the seismic industry, including contractor Geoco-Prakla. Dr. Olav Holberg, head of Geoco-Prakla Reservoir Characterization and Monitoring, presents his views on the future of this technology. by Garry Charnock, TeS, Chester, UK

**DRILLING TECHNOLOGY**

**64 StarWars Technology May Revolutionize Natural Gas Drilling**

U.S. Department of Defense laser technology has drilled through rock samples 100 times faster than a drill bit. Staff Report

**MONTHLY FEATURES**

- 5 News Views
- 9 Course of Oil—Bob Peebler, Landmark Graphics
- 11 Tech Trends
- 15 Statistics
- 66 Industry Roundup
- 69 People
- 70 New Products
- 71 Meetings
- 72 Advertiser and Company Index

**NEXT MONTH**

Petroleum Engineer International's July issue will spotlight coiled tubing and multiphase metering. The monthly geographical focus will feature Latin America.

**ON THE COVER**


Shell U.K. Exploration and Production's Tern Platform in the North Sea. Photo courtesy of MDC Technology Ltd.

Petroleum Engineer International (ISSN 0144-8320) Copyright © Hart Publications, Inc. 1998. All rights in editorial matter in this journal are reserved by Hart Publications, Inc. No part of this article may be reproduced, stored in a retrieval system or transmitted in any form or by any means without written permission of the publisher, excepting that permission to photocopy is granted to users registered with Copyright Clearance Center (0144-8320/98 \$10.00/00). Indexed by Applied Science, Technology Index, and Engineering Index Inc. Published 12 times yearly by Hart Publications, Inc., at 4245 Post Oak Place, Ste. 210, Houston, Texas. Address all correspondence to: 4245 Post Oak Place, Ste. 210, Houston, TX 77027. Telephone: 713-991-9320. Periodical postage paid at Houston, addressing production of oil and gas in North America, one year \$99 (two years \$177) in all other countries, one year \$97, two years \$167. Outside the petroleum industry \$99 per year in the U.S., \$137 per year elsewhere. International airmail postage: \$125 per year in advance. Current issue single copies (postpaid only) \$8 in the U.S.; \$10 elsewhere; add \$3.50 for shipping and handling per order. Back issues, if available, \$10; add \$3.50 per order for shipping and handling (postpaid orders only). POSTMASTER: Send address changes to Hart's Petroleum Engineer International, P.O. Box 170727, Federal copyright law prohibits unauthorized reproduction by any means and imposes fines of up to \$25,000 for violators.

Hart's Petroleum Engineer International

JUNE 1998

“More powder and liquid coatings. More advanced applications. More ways to extend the life of your tubulars.”



Expect more from Tuboscope: the company that invented tubular coating technology and has led the industry ever since.

Expect to find the most effective solution to your challenge from the industry's broadest, most technically advanced coating line. A line that includes TK®-236, a high-temperature, high-pressure,

environmentally friendly powder coating that's been protecting tubulars for ten years now in the harshest, most demanding environment on the planet: the North Sea.

Like the rest of the coatings in our Tube-Kote® line, TK-236 is backed by the industry's premier research lab and largest service network. Like all of our Tube-Kote coatings, TK-236 is the best in its class. And we have years of North Sea results to prove it. Just call 1-800-433-0059 or visit our Web site to see the test data for yourself.

Tuboscope didn't get to be the industry leader by simply delivering more superior coatings, more advanced applications and more service expertise. We did it by helping you get more life from your tubulars.



**TUBOSCOPE**

www.tuboscope.com

Circle 104

# IT'S GOING TO BE THE MOST DOG-EARED, HIGHLIGHTED, HARDEST-WORKING BOOK YOU EVER OWNED.



## THE DEFINITIVE WELL CONSTRUCTION REFERENCE WORK. NOW MADE AVAILABLE BY HALLIBURTON.

**P**etroleum Well Construction is a highly practical and comprehensive resource packed with the experience and wisdom of leading industry experts and academic authorities. Destined to be the standard reference work in well construction, this single volume (over 600 pages) offers valuable advice ranging from business direction and operations engineering to technology and communications. Topics include drilling, completions, cementing, stimulation and fluids. Nobody

connected with the oil and gas industry should be without this reference. Senior level courses based on this book are already planned at major universities.

For information about obtaining a complimentary copy, contact your local Halliburton representative.

The Solutions People



Circle 105

www.halliburton.com

Jeanne M. Perdue, Technology Editor

>CASPIAN SEA

## Is The Caspian A Sea Or A Lake?

**P**reliminary agreements have been reached concerning the division of the Caspian Sea, which had been the subject of debate about whether it should be considered a lake or sea. If it is determined to be a lake, then all countries will share resources equally. However, it seems more likely to be declared a sea, in which case it will be divided up into offshore zones.

### Kazakhstan's View

Kanat Saudabayev, Kazakhstan's ambassador to London, said the deal to divide the sea based on the principle of equal distance could be signed by the end of May as a result of recent negotiations among the Caspian's five littoral states. "Kazakhstan, Azerbaijan and Turkmenistan have already begun production and have begun working on their own sectors of the Caspian, so we can say that, *de facto*, the Caspian has been divided," Saudabayev said. Only ratification of the agreement is required. Separately, President Nursultan Nazarbayev said Kazakhstan is suspending further privatization contracts and outside investment to conserve oil and gas resources for future generations. "We have 72% of our economy privatized and many parts of it are based on oil and gas contracts. For this generation and the next, we have completed all contracts."

### Iran's View

Iran would oppose any deals for "unilateral" exploitation of the Caspian Sea, according to a Foreign Ministry spokesman. Mahmoud Moharmadi was quoted by Tehran radio as saying, "Any understanding on principles which would eventually lead to a unilateral exploitation of Caspian Sea...

would be unacceptable to littoral states, particularly Iran, and would be rejected." Deputy Oil Minister Ali Majedi said, "We have squandered many of our interests in the exploration and exploitation of the Caspian Sea by not taking decisions in time...and we will lose more if we fail to act soon."

### Azerbaijan's View

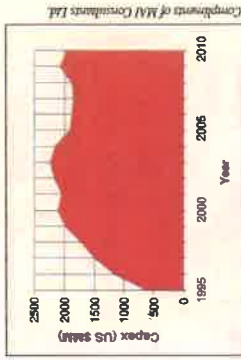
Azerbaijan International Operating Co. (AIOC) reported that the Chirag 1 production platform is now producing 40,000 bbl of oil from three wells. Ultimately, the consortium plans to drill a total of 24 wells from the Chirag 1 platform to exploit the Azeri, Chirag and Guneshli fields, with production of 110,000 bbl expected. Separately, MAI Consultants were commissioned by SOCAR to study the feasibility of rejuvenating several Caspian Sea fields containing 450 million bbl of oil and 3.4 tcf of gas. SOCAR is preparing information packages and will invite tender offers on these 20-year-old fields later this year.

### Turkmenistan's View

The government of Turkmenistan and Western Atlas have signed a memorandum of cooperation to expand development of the country's oil and gas sector. A national seismic database will be created and technical initiatives will improve the country's exploration and development industry. Western Atlas has just completed an offshore seismic shoot in the Turkmenistan sector of the Caspian Sea, and evaluation of potential hydrocarbon reservoirs by international players is now underway. Western Atlas is currently conducting another seismic survey in the shallow water transition zone of the Caspian's Turkmen Shelf.

### Russia's View

Until April, Russia had favored the lake designation, but now is prepared to divide the Caspian into national sectors. The Caspian Pipeline Consortium oil pipeline from Kazakhstan's Tengiz field to Russia's Black Sea port of Novorossiisk will be finished by the end of 2001, according to Vagit Alekperov, head of Lukoil. The Russian giant and Chevron have signed an agreement on a final timetable for the \$4.5 billion project. Acting first deputy prime minister Boris Nemsov has requested that land allocation be completed by June.




Caspian CAPEX Projection

### U.S. View

A Rice University in Houston, a new study was released on the political, economic and cultural aspects of Caspian Sea hydrocarbon production. Director Edward Djerejian said, "While there is no question that Caspian Sea resources are significant, there is a need for perspective." The Caspian holds only 2.7% of the world's oil, compared to the Middle East with 55%. Half is in Kazakhstan, while Turkmenistan has the lion's share of the Caspian's gas reserves; both countries are landlocked. The study recommended a single pipeline to bring these hydrocarbons to distant markets economically."

# Cuts rig time. Lowers installed costs. Improves safety.



**Onshore and offshore, FMC's thru-bore wellhead systems are number one worldwide.**

**FMC** developed the "thru-bore" drilling concept in the 1950s. Since that time, FMC has delivered hundreds of thru-bore wellhead systems for onshore and offshore applications worldwide. Now, design enhancements are resulting in significant time and cost savings compared to conventional and competitive wellhead systems.

**Faster, stronger, safer**

The primary difference between FMC's thru-bore wellhead systems and conventional wellheads is that both the

casing head and the tubing head are installed when the surface casing is set. As a result, the BOP stack is installed once and remains in place throughout the drilling and completion process. This proven feature significantly reduces BOP rattle-up time to save costs on every well. The FMC system also improves personnel, rig, and environmental safety by minimizing time spent in the wellbay and maintaining complete well control at all times. The bottom line: No other system is faster, safer, or more flexible.

*Designs for every application*  
FMC's thru-bore wellhead systems are available for a complete range of casing programs and working pressures. All systems feature FMC's industry leading Series 100 metal seal gates valves. Systems can be supplied with FMC's patented "Speedloc" clamps or standard flanged connections. For more information, contact FMC Petroleum Equipment and Systems Division, P.O. Box 3091, Houston, Texas 77253-3091. Phone: 281/591-4000. Fax: 281/591-4407. or <http://www.fmc.com/Elog/>.

**FMC**

Circle 106

**>OIL PRICES**

**OPEC Ponders Further Production Cuts**

OPEC ministers will meet in Vienna on June 24 to evaluate further cuts in oil production because oil prices failed to increase after signing the production agreement in Riyadh in March. The Economist Intelligence Unit calculated that production will be down to 28.12 million b/d from 28.82 million b/d before the deal. Thus, spot prices should increase to \$16/bbl by the end of the year. However, OPEC countries will still be producing 630,000 b/d above the agreed quota, resulting in a global surplus of 500,000 b/d and prices about 18% below 1997 levels.

Sheikh Zaki Yamani, chairman for the Centre for Global Energy Studies (CGES), said oil

prices are likely to remain weak—around \$13/bbl—for the next 5 years or so. At a CGES Asian oil conference, Yamani said, "OPEC continues to prefer to fight fires as and when they flare up rather than preventing them from occurring in the first place." He prepared itself adequately for Iraq's re-entry to the oil market and "now that the UN seems happy to allow Iraq to export as much oil as it physically can," OPEC still has no urgent plan to accommodate the additional oil.

OPEC President Obeid bin Saif al-Nasseri, oil minister of the United Arab Emirates, said further OPEC cuts would depend upon participation by non-OPEC countries.

Russia. Despite earlier reluctance, Russia has decided to cut back on crude oil exports by 61,000 b/d—about 2.3% of Russia's production—but has not stated when this would begin.

China. China National Petroleum Corp. has reduced production by 5% or about 150,000 b/d, since April 1, according to Reuters. The country's onshore production fell by 590,000 tonnes during the first quarter of 1998, according to China Petroleum News. Xinjiang oil fields shipped only 490,000 tonnes of crude in February, 100,000 bbl less than the official plan. The Daqing, Jilin and Tarim field have shut down more than 1,000 wells, slashing output by more than 10,000 tonnes/day.

**>NORWEGIAN POLICY**

**Norway Holds Back On Production, Investments**

Norway will decrease oil production by 100,000 b/d in 1998, said Haakon Steinar Gill, Norway's deputy minister of petroleum and energy at an Offshore Technology Conference breakfast. He said beginning May 1 and continuing to the end of the year, 36 Norwegian fields would reduce output by 3% compared to the expected 1998 production curves, which would result in total output about equal to 1997. This action was taken independently of OPEC and other oil-producing countries.

"We make our decisions based on our own deliberations," Gill said. Gas and condensate fields that produce oil as a byproduct will be exempt, as will the Storfjord and Murchison fields, because they straddle both Norwegian and UK waters. Oil production is not the only thing slowing down in Norway. The Norwegian Department for Oil and Energy (DOE) recently issued a White Paper to the Storting (parliament) concerning postponement of investments in the petroleum sector to avoid overstimulating the economy. Authorities will approve all projects in the usual way, but start-up investments for all discoveries currently



Haakon Steinar Gill

under evaluation will be delayed 1 year, but not beyond July 1, 1999.

**>GREEN TAXES**

The Norwegian government has also proposed a set of "green taxes," which include NOK 100 per tonne of CO<sub>2</sub> emissions and NOK 3 per kg of SO<sub>2</sub> emissions. Such a move would decrease Norway's greenhouse gas emissions by 5.6 million to 7.1 million tonnes of CO<sub>2</sub> equivalents in 2-5 years, according to government estimates. The three largest opposition parties in the Storting—Labour, the Liberals and the Conservatives—are all opposed to these proposed green taxes. Labour might support CO<sub>2</sub> taxes if the law allows trading of CO<sub>2</sub> quo-

tas—a policy favored by Statoil. The Conservatives said CO<sub>2</sub> taxes would have a negative impact on Norway's competitive power, since other countries do not have similar taxes. The Liberals claimed CO<sub>2</sub> taxes would only hurt the industry and have little or no effect on the environment.

## CMR IN ACTION

### Planning for success

More than any other logging technique, magnetic resonance imaging requires careful planning. Lithology, pore size, logging environment and formation fluids must all be considered before the job to select the optimum set of operating parameters. Schlumberger now offers you the means to ensure that your CMR™ Combinable Magnetic Resonance job meets objectives.

A detailed User's Guide presents critical information in easily accessible formats.

A worldwide network of experts, the CMR Owners, is committed to the planning of your next job.

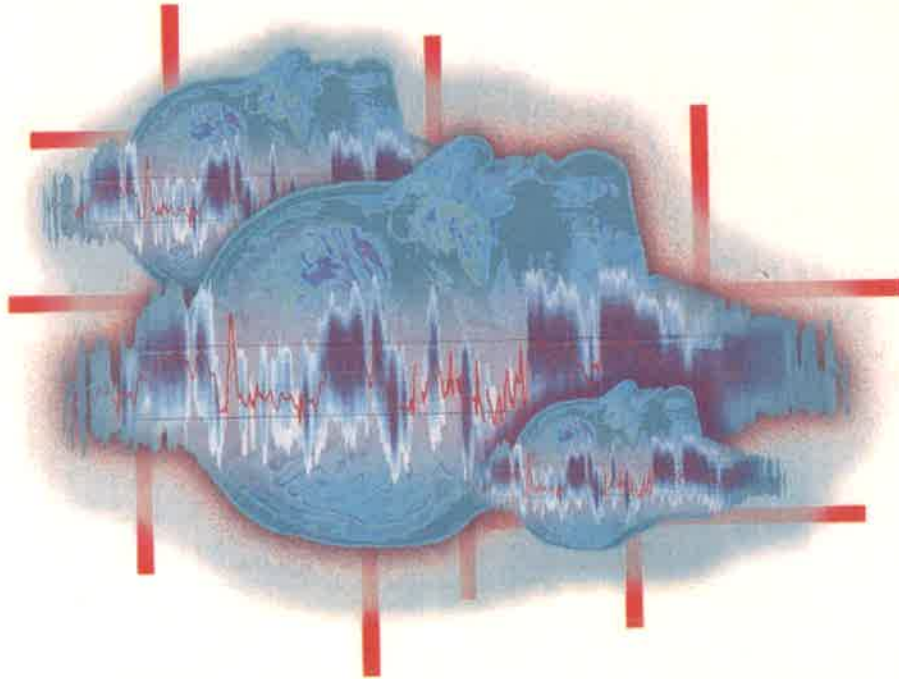
And job planning software that turns requirements into operating commands is available to configure your job.

To order the Users' Guide, or to contact your local CMR Owner, call your local representative.

[www.connect.slb.com](http://www.connect.slb.com)

**Schlumberger**  
Wireline & Testing

Circle 107



Petroleum Engineer  
International  
A Hart Publication  
4545 Fort Oak Place  
Suite 210  
Houston, TX 77027  
(713) 993-9320  
Fax (713) 840-8585

Richard Ghiselin  
EDITOR/PUBLISHER  
rghiselin@phillips.com  
Jeanne Paré  
TECHNOLOGY EDITOR  
jpare@phillips.com  
Bill Kuntz  
PRODUCTION EDITOR  
bkuntz@phillips.com

Liliana Blahit  
INTERNATIONAL EDITOR  
lilah@phillips.com

Jennifer Gesteira  
MANAGING EDITOR  
jgeste@phillips.com

Sarah Jesse  
EDITORIAL ASSISTANT

Sheila Popov  
CONTRIBUTING EDITOR

Jo Pool  
PRODUCTION MANAGER

Lori Adams  
GRAPHIC DESIGNER

EDITORIAL ADVISORY COUNCIL

Henrik Carlsson  
STATOIL

Pat Herbert  
BAKER HUGHES INC

Brend Huck  
SCHLUMBERGER-INTEGRATED  
PROJECT MANAGEMENT

B.P. Huddleston  
B.P. Huddleston  
HULLSTON & CO INC

Martina J. Misa  
PHILLIPS PETROLEUM CO

Robert Peebler  
PHILLIPS PETROLEUM CO

Matthew R. Srinanona  
SINRONAS & COMPANY  
INTERNATIONAL

John L. Thorogood  
BP EXPLORATION

David Yeager  
DIATCO

HART PUBLICATIONS, INC  
OFFICERS

Jeanne L. deGraft-Emreid  
PRESIDENT

Richard A. Elshler  
EXECUTIVE VICE PRESIDENT

Barbara Croft  
VICE PRESIDENT AND  
GROUP FULFILLER

Laurelyn Franzoso  
VICE PRESIDENT,  
MANAGING DIRECTOR,  
HART EUROPE LTD

Ray Markum  
VICE PRESIDENT, SALES

John Neeter  
VICE PRESIDENT,  
FINANCE AND OPERATIONS

Frederick L. Potter  
DIRECTOR OF HART/IRI  
FUEL INFORMATION SERVICES



A PHILLIPS PUBLISHING  
INTERNATIONAL, INC COMPANY  
THOMAS L. PHILLIPS, PRESIDENT

HART is a Schlumberger

# Integrating People, Process And Technology

by Robert P. Peebler, president and CEO of Landmark Graphics Corp.

Global oil and gas companies today are seeking the Holy Grail of enterprise-wide integration—the ability to access the collective knowledge of the organization to make fast, effective business decisions. In this environment, it is easy to become hypnotized by the seemingly limitless potential of information technology. But technology is only part of the ultimate integrated solution.

Integration is as much about people and process as it is about technology. Yet few senior executives have focused on all three issues. As a result, most E&P organizations have only "islands of integration." Despite advanced hardware, shared databases and integrated applications, technical professionals keep running into social and organizational bottlenecks. If they cannot address these "soft" issues, oil companies will never achieve the productivity gains they expect from information technology.

The center of gravity in a company must shift from function to process. The traditional organization chart represents a purely functional view of a company. It illustrates reporting relationships among internal functions, but fails to indicate how or why work actually gets done. People manage the boxes on the organization chart, but not the "white spaces" between them. Managing the business as a system requires three components not depicted on a typical organization chart:

- Work processes that flow horizontally across the functions
- Outside partners and suppliers who contribute to the processes
- Customers who are the organization's reason for being

No permanent productivity improvement will occur without serious redesign of processes. They are especially critical in this era of alliances and virtual corporations. Well-defined processes unleash the creativity of individuals and teams.

In most oil and gas companies, asset teams are rapidly becoming the norm. But members often experience conflict between the team's goals and their own professional interests. Some companies forget the basic truth that, while at times we may act as part of a team, we are

always individuals. And individuals in business are always part of a larger system, regardless if they are part of a "team."

With regard to teams, too often people are thrown into a room, called a team, and told to "figure it out." In most cases, that won't work. People need clear expectations about what to produce and when, and an understanding of how to do the work.

Besides the intellectual and physical capacity to perform required tasks, they must have the proper tools and resources (including information technology). When the team involves internal groups, external partners and service companies, a cross-functional process map is also essential. Finally, consequences that support the team process must be found. Many organizations talk teams, but continue to reward individual performance.

Information technology can enable teams and individuals to implement more effective business processes. Yet so much available technology and information can create chaos. On the Web, search engines provide ways of creating processes that enable people to manage millions of potential interactions.

As oil and gas enterprises grow increasingly complex, process definition must precede the application of information technology. A well-defined process acts as a "search engine." It identifies the decisions that need to be made, the best people to make them, and the tools and data required. Processes provide the context for converting data into information, information into knowledge, and knowledge into wise business ventures.

Technology alone cannot achieve that. Data and information can be stored on a server but knowledge resides in people's heads. In a true learning organization, knowledge is never static. Information technology's proper role is to enable creative people to share knowledge and collaborate more effectively in those processes that deliver ultimate value to the marketplace. ●



Bob Peebler

# Introducing pre-engineered subsea equipment systems that have the look and feel of custom-made.



## MODULAR SUBSEA AND INTEGRATED COMPLETIONS



Never again will you have to sacrifice product features or flexibility in the name of cutting costs.

Because with MOSAIC® subsea production systems, you can combine the advantages of pre-engineered, modular components with the look and feel of custom-made equipment.

MOSAIC modules start with smaller, less expensive building blocks so that equipment for initial development phases can be provided more efficiently, without having to invest in extra equipment or structure that may not be needed later.

As field development progresses, these smaller building blocks also mean greater flexibility in satisfying future job requirements. MOSAIC systems can be used for cluster wells or daisy chains. They can be provided with individual

flowbases or as part of a large template/multifield combination.

Operators can migrate from one completion approach to another as development needs change. Your MOSAIC system can be rig-deployable or not.

You even get a choice of two highly reliable and feature-rich trees in the MOSAIC system: the innovative SpoolTree™ Christmas tree and the proven Cameron Dual Bore tree. Both of these popular products have been redesigned as modular, pre-engineered packages to provide cost-saving standardization without the risk of unproven technology.

Because MOSAIC production systems are based on field-proven Cameron product technology. For more than 30 years, we've been taking the things that work best on subsea equip-

ment systems, and applying those features to other related products. The result is at pre-engineered, cost-optimized product line that is worthy of the Cameron name.

Before you plan another subsea project, find out more about MOSAIC nearest Cameron sales representative or log onto our website at [www.cameron-div.com](http://www.cameron-div.com) for full details. Or send us a fax at 011-7 (5-939-2735) or an e-mail at [info@camerondiv.com](mailto:info@camerondiv.com) for a copy of our new brochure.



### CAMERON

*The perfect fit for today's subsea economics.*

## TECH TRENDS

Dick Ghiselin

### >SOFTWARE 3-D Well-Planning Software Solves Complex Problems

Reservoir development via multilaterals and extended-reach horizontal drainholes presents complex well-trajectory problems to the operator. Two new software programs from Sperry-Sun offer true integration of 3-D models into the directional well planning process. Called DrillQuest™ and DrillQuest Visualizer™, the programs are designed to simplify the often-complicated task of planning and drilling multiple directional wells.

Previously, well-planning and 3-D visualization software resided on different platforms and were used by different technical groups. Intercommunication between geophysicists,

geologists and reservoir engineers is greatly facilitated when data can be processed in a common operating environment capable of importing geological and geophysical information from the operating company's earth model. During actual drilling operations, the common system makes communication with drilling engineers and service company personnel straightforward and efficient.

DrillQuest incorporates trajectory planning, torque and drag calculations, hydraulics and BHA analysis. Wizards help with target design, casing design, anti-collision and proximity analyses. The DrillQuest Visualizer allows the complete well will drain the reservoir.

The desktop environment allows easy portability of the well plan to the rig to facilitate onsite communication and updates during the drilling process.

### >SOFTWARE

### Integrated Software Improves Productivity

Long associated with commercial database and archival systems, Petroleum Information/Dwights LLC has introduced PowerTools™, a Windows-based reservoir analysis and economic software package. By integrating decline curves, pressure curves, volumetrics, economics and the map in one application, PowerTools allows users to perform required analyses with greater speed and flexibility.

A new interface has been introduced that permits users to begin working with the application and performing real work within minutes. The software is very fast. For example, production and reservoir engineers can grab 100 wells off a production CD, load and process all calculations; then post values to the map along with all culture, survey and well data in less than six minutes. Graphics are easy to read and understand, and judicious use of colors facilitates use of the maps to analyze trends.

Lease economics are integrated with all calculations and can be displayed in the tabular form preferred by financial analysts. Users can define combination than with the two databases used separately.



Richard G. "Dick" Ghiselin  
President  
Merrill Lynch, Pierce, Fenner & Smith  
Associate Publisher  
40 WALL STREET  
NEW YORK, NY 10038  
Tel: 212 307 1000  
Fax: 212 307 1001

Melanie Haganbohm  
Customer Service Rep  
Customer Service Dept  
Tel: 713 993 9332  
Fax: 713 993 9330

LIST SALES OFFICE  
Audrey Miller  
Telephone: 713 993 9332, Ext. 146  
Fax: 713 993 9335

#### ADVERTISING SALES

Russell Lutz, Associate Publisher  
and Sales Manager  
Donna Penner, Ad Production Coordinator  
Gulf Coast, Midcontinent, West, Bay Area  
Lorraine, Permian Basin, Pacific Coast U.S.  
and Rocky Mountain, Roy Marium  
-555 Post Oak Place, Suite 210  
Houston, TX 77027  
Tel: 713 993 9330, Fax: 713 993 9335  
International  
Jennifer Webb, Ad Sales Manager  
Jennifer Prescott, International Sales  
Director/Asia Pacific  
-555 Post Oak Place, Suite 210  
Houston, TX 77027  
Tel: 713 993 9330, Fax: 713 993 9335  
Director/Europe  
D. J. C. Forster, Ad Sales Manager  
-555 Post Oak Place, Suite 210  
Houston, TX 77027  
Tel: 713 993 9330, Fax: 713 993 9335

ATM: K. Narendranathan  
Director/India  
-555 Post Oak Place, Suite 210  
Houston, TX 77027  
Tel: 713 993 9330, Fax: 713 993 9335

ATM: K. Narendranathan  
Director/India  
-555 Post Oak Place, Suite 210  
Houston, TX 77027  
Tel: 713 993 9330, Fax: 713 993 9335

ATM: K. Narendranathan  
Director/India  
-555 Post Oak Place, Suite 210  
Houston, TX 77027  
Tel: 713 993 9330, Fax: 713 993 9335

ATM: K. Narendranathan  
Director/India  
-555 Post Oak Place, Suite 210  
Houston, TX 77027  
Tel: 713 993 9330, Fax: 713 993 9335

ATM: K. Narendranathan  
Director/India  
-555 Post Oak Place, Suite 210  
Houston, TX 77027  
Tel: 713 993 9330, Fax: 713 993 9335

ATM: K. Narendranathan  
Director/India  
-555 Post Oak Place, Suite 210  
Houston, TX 77027  
Tel: 713 993 9330, Fax: 713 993 9335

ATM: K. Narendranathan  
Director/India  
-555 Post Oak Place, Suite 210  
Houston, TX 77027  
Tel: 713 993 9330, Fax: 713 993 9335

ATM: K. Narendranathan  
Director/India  
-555 Post Oak Place, Suite 210  
Houston, TX 77027  
Tel: 713 993 9330, Fax: 713 993 9335

ATM: K. Narendranathan  
Director/India  
-555 Post Oak Place, Suite 210  
Houston, TX 77027  
Tel: 713 993 9330, Fax: 713 993 9335

ATM: K. Narendranathan  
Director/India  
-555 Post Oak Place, Suite 210  
Houston, TX 77027  
Tel: 713 993 9330, Fax: 713 993 9335

ATM: K. Narendranathan  
Director/India  
-555 Post Oak Place, Suite 210  
Houston, TX 77027  
Tel: 713 993 9330, Fax: 713 993 9335

ATM: K. Narendranathan  
Director/India  
-555 Post Oak Place, Suite 210  
Houston, TX 77027  
Tel: 713 993 9330, Fax: 713 993 9335

# Sound Decisions

Putting the bit  
on the seismic map



Anadrill's new ISONIC\* tool minimizes uncertainties about the position of the reservoir target when drilling exploration and appraisal wells. In addition to identifying lithology and porosity close to the bit, sonic-while-drilling data is used to evaluate pore pressure for locating casing seats and early identification of drilling hazards. Real-time acoustic data can be integrated with surface seismic data to develop critical time-depth relationships. Synthetic seismograms computed from ISONIC data continually refine target depths and well trajectories.

[www.connect.slb.com](http://www.connect.slb.com)

**Anadrill—drilling to  
maximize production**

Schlumberger  
Anadrill

Mark of Schlumberger  
Circle 105

► SOFTWARE

## New Program Lets Users "See" Their Mud At Work

Engineers who have longed for a chance to see what their drilling fluid does at the toolface will want to check out a new Windows-based software application from M-I LLC. The program, called Virtual Hydraulics®, simulates fluid rheology, hydraulics and density under downhole conditions. Primarily for use in predicting the behavior of high-performance synthetic and oil-based drilling fluids in HTHP situations, the program is also useful in extended reach or other applications where critical control of mud properties is essential. It can be used in well-planning, for optimization and trouble-shooting during drilling and for post-job analysis.

When real-time pressure-while-drilling information is not transmitted by the MWD/LWD

tools, the simulation technology can be used in calculations aimed at minimizing excessive surge pressures while tripping.

The program evolved from two concepts. The rheology section takes full advantage of available well and mud data from the specific fluid in use and combines it into data cubes which use 3-D interpolation to provide maximum accuracy for rheological predictions. The second, for hydraulics, subdivides the annulus and drill string into hundreds of short segments, each described by its own set of parameters. Interaction between segments is used to improve realism, and interpretive (fuzzy) logic models parameters when adequate hard data are unavailable. Special concerns addressed by the fuzzy logic solutions include hole

cleaning, barite sag and snuck pipe potential.

In addition to the 3-D data cubes and interpretive logic techniques, specific innovations appearing in the new software include finite difference analysis methods to evaluate hydraulics, rheology and density and "snapshot" views of dynamic down-hole conditions at specific points in time.

In the field, results have consistently matched measured data. In a recent Gulf of Mexico well, Virtual Hydraulics was used to predict equivalent circulating density (ECD), static fluid density and frictional pressure losses, as well as make pump pressure calculations. The actual ECD measurement, as verified by a pressure-while-drilling tool, was within 0.07 ppg of the estimated value.


► PACKERS

## Reliable Zone Isolation In Horizontal Open Holes

Many operators with long histories of success with pressure-set openhole packers in vertical wells felt the need to convert to inflatable when wells turned horizontal. From Canada comes an innovative new openhole pressure-set packer especially designed for horizontal wells. Called Wizard® II, from Dresser Oil Tools' Guiberson Division, the packer can be run on casing sizes ranging from 4½-in. (3¾-in. openhole) to 9½-in. (8½-in. openhole), and tubing ranging from 2½-in. to 7-in. The tool is set by applying pressure to the tubing or liner, and the inflating pressure can be adjusted so that multiple packers can be selectively set. The packing element is stroked by an internal hydraulic cylinder. After it is set, the packoff is locked in place until it is released by shearing.

An innovative ramp-style system provides a large extrusion ratio for element expansion, without compromising ruggedness or reliability. According to the manufacturer, element life expectancy exceeds 20 years and can be configured for high temperature or sour service. Applications include horizontal well segmentation, water or gas shut-off, stimulation or service tool work in openhole and production testing of horizontal well segments.

Recently in Canada, Wizard II packers on tubing were used to replace a cemented failure. Operators have reported failure rates with inflatable openhole packers up to 75% during 1 year. Post-failure analysis identified the inflatable element as the weak link. It was neither rugged nor durable enough for prolonged use in horizontal applications and the smallest leak rendered it useless. The greatest risk to an inflatable exists when it is deflated for moving. Often the element does not deflate com-



The Wizard II Openhole Pressure-Set Packer is designed for horizontal wells.

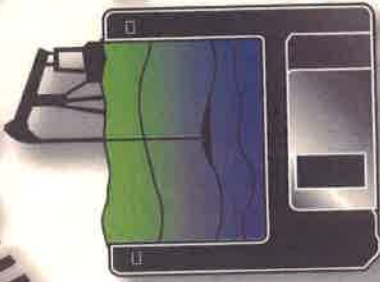
pletely, leaving a slightly oversized profile to snag or tear as the work string is pulled.



# petroleum engineering

# TOOL KIT

Engineering Calculations for Your Favorite Windows® Spreadsheet Program



The "Tool Kit" software performs the following tasks and more:

- Calculate fluid properties
- Calculate oil and gas in place and recoverables from volumetric and pressure information
- Calculate abandonment pressures for gas wells
- Predict fluid loading problems in gas wells
- Predict future well performance from reservoir properties
- Calculate the changes in gas rates that can be expected when evaluating a well for compression
- Forecast the oil production from waterfloods or water drive reservoirs under different fluid withdraw rates
- Design and size pumping units, gas lift systems, and submersible pumps
- Make log calculations including porosity, cross plots
- Calculate pressure drops in tubing and flowlines
- Perform well economics
- Make waterflood calculations
- Make calculations on horizontal wells
- Calculate primary or squeeze cementing designs
- Check tubing designs or tubing movement

The Petroleum Engineering "Tool Kit" series is a group of easily used worksheet programs developed for the oil and gas professional. The "Tool Kit" programs are designed to perform the calculations required for managing oil and gas properties. Versions of the programs are designed to run on Lotus 123® for Windows®, Excel® 5.0 or later, and Excel on the Mac.

**RP-97 TOOL KIT™** \$295

**RESERVOIR TOOL KIT™** \$495

**PRODUCTION TOOL KIT™** \$295

**ECONOMIC TOOL KIT™** \$195

20% discount with first time purchase of 3 or more "Tool Kit" packages.

Volume discounts, separate licenses, and special upgrade prices for previously purchased "Tool Kit" software are available. Printed documentation is included with all orders. The programs all require spreadsheet software to run. When ordering please indicate the version desired: Lotus 123 for Windows, Excel for PC, or Excel for Mac.

To order the Petroleum Engineering "Tool Kit" software call:

Hart Publications, Inc.  
4545 Post Oak Place, Suite 210  
Houston, TX 77021  
800-874-2544  
Fax 713-840-8585

M O N E Y B A C K G U A R A N T E E

Circle 110

## STATISTICS

### U.S. Dry Natural Gas Production

| Component, bcf per month | April 1998 | March 1998 | April 1997 |
|--------------------------|------------|------------|------------|
| Total dry gas production | 1,566      | 1,678      | 1,550      |
| Withdrawals from storage | -187       | -25        | -9         |
| Supplemental gas sales   | 10         | 10         | 5          |
| Imports                  | 245        | 257        | 221        |
| Exporting                | 174        | 16         | 83         |
| Total gas supply         | 1,803      | 2,194      | 1,785      |

### U.S. Oil Production

| Thousand barrels per day       | April 1998 | March 1998 | April 1997 |
|--------------------------------|------------|------------|------------|
| Crude oil and lease condensate | 38         | 42         | 42         |
| Alaska                         | 1,293      | 1,224      | 1,080      |
| Alaska                         | 22         | 22         | 21         |
| Alaska                         | 929        | 926        | 912        |
| California                     | 65         | 64         | 64         |
| California                     | 18         | 18         | 18         |
| Florida                        | 40         | 40         | 40         |
| Illinois                       | 113        | 116        | 116        |
| Kansas                         | 19         | 19         | 19         |
| Kentucky                       | 1,982      | 1,980      | 1,219      |
| Louisiana                      | 54         | 58         | 58         |
| Michigan                       | 42         | 43         | 43         |
| Mississippi                    | 43         | 44         | 44         |
| Montana                        | 10         | 10         | 10         |
| Nebraska                       | 179        | 178        | 170        |
| New Mexico                     | 152        | 152        | 89         |
| North Dakota                   | 24         | 24         | 24         |
| Ohio                           | 81         | 81         | 81         |
| Oklahoma                       | 224        | 223        | 227        |
| Texas                          | 1,653      | 1,590      | 1,590      |
| Utah                           | 32         | 32         | 32         |
| Wyoming                        | 205        | 196        | 176        |
| Others                         | 22         | 22         | 22         |
| Total supply                   | 6,365      | 6,351      | 6,305      |

Source: EIA, Washington, D.C.

### World Oil Production





| Million barrels per day | April 1998 | March 1998 | April 1997 |
|-------------------------|------------|------------|------------|
| OPEC                    | 8.17       | 8.35       | 7.90       |
| Saudi Arabia            | 3.69       | 3.61       | 3.70       |
| Venezuela               | 3.17       | 3.37       | 3.13       |
| United Arab Emirates    | 2.32       | 2.44       | 2.29       |
| Kuwait                  | 1.82       | 1.93       | 1.80       |
| Others                  | 6.99       | 7.10       | 6.91       |
| NGUs and condensate     | 2.88       | 2.86       | 2.90       |
| Subtotal                | 30.84      | 31.70      | 28.65      |
| OECD                    |            |            |            |
| U.S.                    | 5.58       | 6.18       | 6.48       |
| Canada                  | 2.28       | 2.49       | 2.48       |
| U.K.                    | 3.38       | 3.40       | 2.98       |
| Norway                  | 1.36       | 1.39       | 2.41       |
| Others                  | 18.70      | 18.76      | 18.76      |
| NON-OECD                |            |            |            |
| Former USSR             | 7.24       | 7.29       | 6.96       |
| China                   | 3.16       | 3.15       | 3.28       |
| Europe (others)         | 0.22       | 0.22       | 0.29       |
| Mexico                  | 3.48       | 3.54       | 3.42       |
| Latin America (others)  | 3.62       | 3.62       | 3.44       |
| Asia                    | 2.14       | 2.14       | 2.06       |
| Middle East             | 1.88       | 1.90       | 1.92       |
| Africa                  | 2.78       | 2.86       | 2.38       |
| Subtotal                | 24.52      | 24.70      | 24.26      |
| Processing gains        | 1.44       | 1.64       | 1.56       |
| Total production        | 77.70      | 76.80      | 72.23      |

Source: EIA, Washington, D.C.

### Summary of Current Oil and Gas Reserves (SCORR)

| By Region      | April 1998 | March 1998 | 5 years ago |
|----------------|------------|------------|-------------|
| Gulf of Mexico | 63.75      | 63.72      | 63.0        |
| North Africa   | 82.50      | 82.50      | 82.0        |
| North Asia     | 79.76      | 79.76      | 79.0        |
| Southwest Asia | 67.60      | 67.60      | 67.0        |
| Worldwide      | 72.66      | 72.63      | 72.0        |
| By Type        |            |            |             |
| Oil            | 81.12      | 81.57      | 80.5        |
| Oil and gas    | 64.54      | 64.54      | 64.0        |
| Gas            | 11.11      | 11.11      | 11.0        |

Source: EIA, Washington, D.C.



Reduced project cycle time  
 Reduced project cost  
 Increased project integrity  
 Increased stakeholder satisfaction


# When your information assets need to be shared, can you afford a weak link?

Designed by project teams for project teams and aimed at field development studies, PGS Data Management's fully integrated suite of applications spans all major disciplines from geophysics, through geology and petrophysics, to mapping, reservoir engineering and simulation.

Employing a common graphical user interface and a common database, PGS software solutions allow users models and scenarios to be covered in a far shorter time frame. The result? A better understanding of the reservoir, a better quality of interpretation, greatly increased confidence limits, and therefore, less risk.

By utilizing open architecture within a single database, we make it possible for both in-house and third party vendor software to be either loosely or tightly linked, thereby increasing data integrity. Additional advantages of this structure are improved data management and data security.

To discover the benefits of seamless integration call PGS Data Management today. The elegant solution to cost effective asset management.



PGS Data Management  
 US Office: Tel: +1 (281) 589 1235  
 Fax: +1 (281) 589 2340  
 UK Office: Tel: +44 (0) 1628 587000  
 Fax: +44 (0) 1628 587111  
[www.pgs.com](http://www.pgs.com)

Circle 111

## 1998 MERITORIOUS ENGINEERING AWARD WINNERS



# PEI Presents 1998 MEA Awards

**P**etroleum Engineer International presented plaques to the winners of its 1998 Meritorious Engineering Award winners at the Offshore Technology Conference in Houston on May 4, 1998. The award honors engineers from every segment of the industry for developing new products and technologies that demonstrate innovation in concept, design and application as well as the potential to solve costly problems and improve efficiency. An entry form for the 1998 Meritorious Engineering Awards is included on p. 22. Photography by Fred Keinz.

### WINNERS

|   |  |   |
|---|--|---|
| <b>Auger Separator For Downhole Or Surface Gas/Liquid Separation</b><br>ARCO and Krebs Petroleum Technologies                                 | <b>DeepWater Flo-Stop 3000</b><br>Halliburton Energy Services Inc.                               | <b>Slim-Gun Assembly</b><br>Owen Oil Tools Inc., Marathon Oil Co., Computalog Inc., HTH Technical Services Inc. and Instrumentation and Engineering Services Inc. |
| <b>CLINCHER Lockjaw Tong And Backup System With Low Friction Technology And Grit-Faced Dies</b><br>Superior Manufacturing and Hydraulics Inc. | <b>Galileo Reeled Technology System For Re-Entry And Slimhole Drilling</b><br>Baker Hughes INTEC | <b>Ultrasonic Processor</b><br>The Expro Group  |
| <b>CT Riser For Subsea Well Intervention</b><br>XL Technology   | <b>GeoMechanics Computerized Drilling Analysis System</b><br>Security DBS                        | <b>Vision 475</b><br>Anadrill Schlumberger  |
|   | <b>Multilateral Root System</b><br>Baker Oil Tools   | <b>Wireline Conveyed Downhole Tiltmeter</b><br>Fracture Mapping Technology<br>Pinnacle Technologies   |
|   | <b>RWD (Ream While Drilling) System</b><br>Hughes Christensen                                    |   |

### JUDGING COMMITTEE

|   |   |   |
|---|---|---|
| <b>David Beard</b><br>Noble Drilling Services                 | <b>D. Nathan Meehan</b><br>Union Pacific Resources Co.  | <b>Jerome J. Schubert, PE</b><br>Texas A&M University |
| <b>Brian Campbell</b><br>PanCanadian Petroleum                | <b>M.J. Mes</b><br>Phillips Petroleum Co. Norway        | <b>Robert W. Sears</b><br>RWS Petroleum Consultants   |
| <b>Gary J. Collins</b><br>Marathon Oil Co.                    | <b>David Patrick Murphy</b><br>Shell E&P Technology Co. | <b>Scott Sigurdson</b><br>ARCO E&P Technology         |
| <b>Ercil Hunt</b><br>SA Holditch                              | <b>James W. Reinders</b><br>Consultant                  | <b>James J. Smolen</b><br>Smolen Associates           |
| <b>Jim Klotz</b><br>Consultant                                | <b>Alex Sas-Jaworski</b><br>SAS Industries              | <b>Robert Urbanowski</b><br>Grey Wolf Drilling Co.    |
| <b>Dan K. Luers</b><br>Rocky Mountain Oilfield Testing Center | <b>John Schiller</b><br>Burlington Resources            |   |

JUNE 1998

Hart's Petroleum Engineer International

In the energy business, value is defined in terms of successful results.

Dresser has been providing successful results in virtually every sector of the energy industry for 118 years. Value is also making the right choices at the right time, and delivering the right products and services when and where they are needed. Value is successfully managing costs

# Dresser is value.

while exceeding performance expectations. At Dresser, value is designing and constructing a Gulf Coast refinery months ahead of schedule and millions of dollars under budget. Dresser is a leader in the energy industry, because Dresser is value.



Circle 112

[www.dresser.com](http://www.dresser.com)

PRESENTATION PHOTOS



(l-r) Dick Ghsiehn, PEI publisher, presented an award to Mark Kizzler, Bart McDonald, Cary Maurstad, Michael Doxter, D.J. "Doug" Wall, and Ted Zaleski for Hughes Christensen's RWD (Ream While Drilling) System.



Present for Baker Oil Tools' Multilateral Root-System presentation are (front row) Ed Howell, Kenny Smith, Gerald Lynde, Dick Ghsiehn (back row) Jeff Lambcke, Doug Murray, John Johnson, Matthew Jaba and Jim Burtner. Not pictured Roy Swanson and Jeff Toulouse.



Græme Courts and R.V. Walsh accept an award for The Expro Group's Ultrasonic Processor from PEI Publisher Dick Ghsiehn.



Doug Robinson, Computalog; Phil M. Spider, Marathon Oil Co.; David S. Wesson, P.E. Owen Oil Tools Inc.; Joseph Haney, HTH Technical Services Inc.; and Daniel J. Abshire, Instrumentation & Engineering Services accept the award from PEI Publisher Dick Ghsiehn (left) for the Stim-Gun Assembly. The product was a joint entry by Owen Oil Tools, Marathon Oil Co., Computalog, HTH Technical Services, Instrumentation and Engineering Services.



PEI Publisher Dick Ghsiehn (left) presents Chris Wright (middle), and Eric Davis a MEA award for Pinnacle Technologies' Wireline Conveyed Downhole Tiltmeter Fracture Mapping Technology.



Attending the presentation for Schlumberger Anadrill's Vision475 award were Jacques Holenka, Pascal Panetta, Stephen D. Bonner, David White, PEI Publisher Dick Ghsiehn and Kyeul Hodenfeld.

MERITORIOUS ENGINEERING AWARDS



Superior Manufacturing & Hydraulics won a Meritorious Engineering Award for its CLINCHER Lockjaw Tong and Backup System With Low Friction Technology and Grip-Faced Disks. Attending the presentation were (l-r) Matsun Yandle, Mike Coates, David Buck, PEI Publisher Dick Ghsiehn, Dan Bangert, Scott Latbois and Ning Malathong.



Present for Halliburton Energy Services' award ceremony for its DeepWater Flo-Stop 3000 were Gary Keene, Kanyar Tehranchi, B.N. Murali, James E. Griffith, Steve Batchelor, Joseph Faul and Dick Ghsiehn, PEI publisher.



(l-r) Dick Ghsiehn, PEI publisher; Kelley Murrell, Lee Smith, Bill Goldman, Oliver Matthews, Kambiz Arab attend the MEA presentation for Security DBS' GeoMechanics Computerized Drilling Analysis System.



Arco and Krebs Petroleum won an MEA award for the Auger Separator for Downhole or Surface Gas/Liquid Separation. Present for the ceremony were (l-r) Jim Mitchell, Jim Eastlack, Jean Weingarten, John Ditrin, Dick Ghsiehn, PEI publisher; Hank Rawlins (kneeling).



Present for XL Technology's award ceremony were Dan Turner, PEI Publisher Dick Ghsiehn, Phillip Head, Rory Cooper. The company won the award for its CT Riser For Subsea Well Intervention.



Attending Baker Hughes INTEQ's MEA ceremony for the Galileo Reeled Technology System for Re-Entry and slimhole drilling are (l-r) Dick Ghsiehn, PEI publisher; Richard W. Griffith, Pete Fontana, Bob Ewen, Glenn Leroux and Tim Probert.

# WIN A 1999 SPECIAL MERITORIOUS AWARD FOR ENGINEERING INNOVATION

## Enter now

### Entry Requirements

- Submit four identical packages for each product/service entered, containing:
- One illustration, photograph, or drawing
  - An 8 1/2 x 11-in. single-spaced typed data sheet containing:
    1. Name of product/service
    2. Description in objective terms
    3. Basic specifications
    4. Application(s)
    5. Statement establishing the entry's innovation in concept, design or application and its potential for improving efficiency or profitability.
  - Entries must represent original engineering/design work by the entering company.
  - Entries must be received at Hart's Houston address by December 15, 1998.



Recognition of engineering excellence in the petroleum industry is an honored tradition for Hart's Petroleum Engineer International. Each year, PEI gives its Meritorious Engineering Awards in 11 different categories of products and technologies that are judged to provide exceptional benefits in the exploration, drilling and production of oil and gas. The judging committee is composed of experienced oilfield professionals from around the world with respected engineering backgrounds and industry expertise.

To enter, simply complete the following entry form and attach appropriate papers. You must submit four copies of the entire entry package. If you have any questions, call Dick Chiselin, Publisher, at 713/993-9320.

### Categories

- Drilling (downhole) bits, stabilizers, motors, rammers, jars, bent subs, centralizers, scrapers, tool joints, fishing tools, drillpipe, mills, whipstocks and subs.
- Drilling (surface) rigs, topdrives, rig equipment, BOPs, lugs, pipe handling equipment, slips, drilling instrumentation, spuders.
- Logging, LWD/MWD, seismic and logging, coring.
- Performing & testing, perforating guns, mechanical perforators, test tools, test trees, burners, firing heads, explosive charges, cutters.
- Production (surface) trees, wellhead equipment, manifolds, heat exchangers, separators, recorders, compressors, heaters, valves, provens, jammplucks, etc.
- Production (downhole) plugs, packers, rods, pumps, gauges, gas lift, recorders, slickline tools, casing, tubing, production logging tools, multilateral tools.
- Drilling and treatment fluids, cements, and additives.
- Pumping services, cementing tools, pumping equipment, sand control, treating tools, proppants.
- Coiled tubing tools, CT units, coiled tubing, injection fluids.
- Miscellaneous general oilfield equipment and technology.
- Software programs.

**NO ENTRY FEE REQUIRED • DEADLINE: DECEMBER 15, 1998**

Identification (or name) of entry: \_\_\_\_\_

Submitting company name: \_\_\_\_\_

Complete mailing address: \_\_\_\_\_

Name of individual preparing entry: \_\_\_\_\_

Title: \_\_\_\_\_

Telephone: \_\_\_\_\_

Fax: \_\_\_\_\_

Email: \_\_\_\_\_

Follow the directions given in the rules and regulations carefully. Remember, noncompliance will result in disqualification. Mail the entry form along with all required photocopies and documentation listed in the rules and regulations to:

**Hart's Petroleum Engineer**  
 I N T E R N A T I O N A L

**Meritorious Awards Committee**  
 Hart's Petroleum Engineer International  
 4545 Post Oak Place, Suite 210 • Houston, TX 77027  
 Tel: 713/993-9320 Fax: 713/840-8585



## A Baby Brother For The Seven Sisters?

By privatizing, consolidating and forming joint ventures with Western oil companies, the oil industry of the former Soviet Union is modernizing and thriving.

**F**or decades, the former-Soviet Union produced more oil than any other country in the world, far outstripping its closest rivals, Saudi Arabia and the United States. By 1990, crippled by falling government investment and the disintegration of the planned economy, the Soviet oil industry was crumbling. Deputy Minister of Oil Production Yagti Alekperov, knowing that the old Soviet system was doomed, proposed breaking up the oil industry into about 12 integrated companies. However, in government circles, this was perceived as being an obvious attempt to destroy centralized planning. Alekperov was on the verge of losing his job when his superior, the minister of oil production, became embroiled in the failed coup against Soviet President Mikhail Gorbachev.

Suddenly, Alekperov found himself as the acting oil minister and, for the last several months of the Soviet Union's existence, with the old command structure in collapse, he was virtually in complete control of the oil industry. At stake, in the former Soviet Union, were 57 billion bbl of oil reserves already mapped out and, possibly, double that if the vast expanse of eastern Siberia is included, much of which has yet to be prospected. "It's the last frontier for an oilman to find major new reserves," said T. Don Stacy, president of Amoco's Eurasian subsidiary.

Alekperov moved quickly. First, he gave the country's oil assets to the Russian Oil Co. (Rosneft). Then, gathering the country's brightest engineers and three major Western Siberian production units—considered to be among the best oil properties in Russia—Alekperov established Lukoil, one of the eight largest oil companies in the world, with proven reserves of more than 10 billion bbl.

### Lukoil

Alekperov has emerged as the power broker in nearly every large deal involving oil anywhere in the former Soviet Union. In 1993, Lukoil became Russia's first vertically integrated well-to-gas-pump oil company. To that end, the company acquired

refineries and negotiated franchise agreements to operate a chain of gasoline stations using the Lukoil trademark throughout Russia and other parts of the world, including the United States. The first Lukoil service station in the United States opened in Alhavista, Va., in July 1997. Successful cooperation with supermarkets will allow Lukoil to create a network of service stations throughout North America.

As an integrated company, Lukoil offered its first shares to investors in 1994. The Russian government's long-term share is about 5%; America's Atlantic Richfield Co. (ARCO), Credit Suisse First Boston and various hedge funds have about 20%; foreign investors have 15%; Lukoil's pension fund and companies satellites such as Imperial Bank and Nikoil have 29%. The remaining 31% is divided among Alekperov, senior managers and workers. In 1994, Lukoil produced 416 million bbl of oil and pumped more crude oil than any other company in the world, except Royal Dutch/Shell, Exxon and British Petroleum.

**Lukoil.** In February 1997, Lukoil and Los Angeles-based ARCO formed a joint venture, named LukArco, to develop oil and gas fields in Russia, the Commonwealth of Independent States and countries outside the former Soviet Union. ARCO agreed to open a credit line for \$4.5 billion to finance LukArco's exploration and production programs. Investments totaled about \$5 billion. The agreement established how profits would be divided and how financing would provide for future projects. Lukoil owns 54% of LukArco and ARCO holds 46%.

ARCO, the seventh largest American energy producer, currently owns 7.99% of Lukoil's shares, which it acquired through convertible bonds for \$340 million, making this the biggest officially declared shareholding by a foreign investor in a Russian oil company to date. In 1996, Lukoil posted a net profit of more than \$600 million and extracted 58.3 million tons of oil or 1.24 million b/d.

**Sidanco.** With the support of then Russian Prime Minister Viktor Chernomyrdin, negotiations were initiated for Lukoil to

by M. Liliana Riahi, International Editor

merge with the Siberia Far East Petroleum Co. (Sidanco), rated the third largest oil and gas company in Russia in terms of output. The prime minister's financial policy was based on amalgamating Russian companies into powerful units with greater reserves and production ratios and with dedicated managements operating at acceptable international standards to instill confidence in international investors and become independent of unwelcome pressure resulting from foreign borrowing.

In November 1997, British Petroleum (BP) announced that it would form a strategic partnership with Sidanco, in which it planned to take a 10% stake. Over the long term, BP would provide the two companies with a strategic base from which to develop a major joint exploration and production business in East and West Siberia. In addition, BP would acquire 45% of Sidanco's interest in the Russia Co., an Irkutsk-based company with major oil and gas discoveries in East Siberia in which Sidanco has a 60% stake. To earn this interest, BP agreed to pay \$172 million of the costs of appraising Russia's fields and to set up a joint venture to develop and operate the Russia Co. discoveries along with any new assets and exploration acreage they may acquire in the region.

**Caspian Basin**

The Caspian Basin, where Europe, Central Asia, and the Middle East meet, is current hot spot in the oil industry. The

region's energy reserves are worth trillions of dollars and developing them will cost an estimated \$50 billion or more during the next decade. Azerbaijan, Kazakhstan, and Turkmenistan together possess an estimated 100 billion to 170 billion bbl in producible reserves, making the Caspian the world's richest new energy region and the third biggest in reserves after the Persian Gulf and Siberia.

There has been bitter wrangling over who owns what resources in the Caspian Sea. The Caspian has been touted as the world's next great oil province, and although its reserves and potential are not in doubt, seemingly endless political and geographical problems have delayed progress in exploiting its resources.

The Caspian, surrounded by Russia, Azerbaijan, Iran, Turkmenistan and Kazakhstan, has no outlet to the sea. This fact has been a major sticking point in talks over its development as the states quibble over whether it is a sea or a lake. If a lake—as Russia and Iran have maintained—then it should be owned jointly with each bordering state having the right to develop whatever project it chooses, with no geographical barriers. If a sea, as others maintain, then each republic would have a clearly defined maritime border within which it would be permitted to operate.

Recently, Russia has given indication of being willing to compromise. It has proposed (with the support of Kazakhstan) dividing the seabed, but not the water itself, into national sec-

tors. The other republics have given mixed responses to this proposal. Nevertheless, a meeting of the leaders of these states has been scheduled for May or June 1998 for further discussions. However, reaching an agreement on the status of the Caspian is easier compared with the problems of transporting the oil and gas to where they are needed. The reserves being landlocked, several routes to markets have been proposed, none without problems. All involve long pipelines: across Russia to the Black Sea, across Azerbaijan and Georgia to the Black Sea, across Iran to the Middle East Gulf, or across Turkey to the Mediterranean, to name a few.

The first flow of crude oil from the Caspian Sea to the West, since the breakup of the Soviet Union, occurred in November 1997 signaling the success of a 3-year effort by the former Soviet Caspian republics, backed by the United States, to break the Russian blockade of energy exports from the region. Calculating that the Russian economy would improve on its own, some Russian financiers wanted to keep more of the oil for themselves, even if it meant forgoing foreign money and technology and letting the crude oil simply remain in the ground. Now that the oil is flowing again in the Caspian region, western oil companies are more willing to invest in the area.

Oil major Chevron has invested \$700 million in a joint venture to develop the Caspian Region, particularly the supergiant Tengiz oil field in Kazakhstan and has committed itself to investing an additional \$10 billion during the next several

decades. Mobil Oil also owns a 25% stake in the Tengiz oil field project. However, the Russian Federation has made concerted efforts to block the development of the proposed \$4.5 billion Caspian Pipeline Project. Construction of this 1,000-mile link from the Tengiz oil field in Kazakhstan west to the Russian port of Novorossiisk on the Black Sea was scheduled to begin in early 1998 and be operational by November 1999. However, the Caspian Pipeline Consortium, which is managing the project, had failed to obtain the necessary building and construction permits from local and regional governments as a result of Russia's blocking efforts. Consequently, Chevron, with the support of other oil majors, temporarily froze its funding of the project because of its lack of progress pending the results of talks scheduled in Moscow in March 1998, which now aim at starting the pipeline by 2000 and at getting the project operational by the fourth quarter in 2001.

In the meantime, Lukoil's Alekperov continued to acquire pieces of lucrative oil deals throughout the former Soviet Union. He managed to acquire a 12.5% stake in Chevron's Tengiz export pipeline in Kazakhstan and may negotiate for another 10% or so.

Russia and Kazakhstan still dispute the status of certain areas of the Caspian. For example, Moscow gave a gas and oil concession to Lukoil in the northern Caspian that overlaps with Kazak territory. This area is estimated to hold between 150 million and 600 million tons of recoverable oil reserves.

Intelligent application of advanced seismic techniques is the key to optimal management of your reservoir throughout its entire life. Geoco-Praktia has the best technology to help you maximize your ROI: high-resolution 3D depth imaging for improved reservoir characterization; 3D time-lapse (4D) surveying to monitor fluid movement; and four-component (4C) seismic techniques for imaging beneath gas clouds, mapping fluid saturation and determination of lithology and fluid type

Schlumberger  
Geoco-Praktia

www.connect.slb.com

sharing agreement provides for payment to the Russian Federation of 8% royalties and income and production in the form of oil and gas (51%).

**Sakhalin 3.** Sakhalin 3 is another project that will have U.S. participation. Although agreements have not yet been finalized on production sharing, Exxon will develop the Vostochno-Odopinskoye and Ayashkoye fields, whereas Mobil and Texaco will develop the Kirmskoye field. These fields, which comprise an area 15,000 sq km, have not yet been surveyed but are believed to have promising oil and gas reserves. The estimated survey period will last 5 to 10 years.

Once a production sharing agreement is reached and approved by all parties, Mobil and Texaco will invest \$150 million to survey the first field; Exxon will spend \$300 million to survey the other two. Mobil, the project operator, will finance the modernization of the Sheif 6 drilling unit and will invest \$1.5 million to build a drilling rig for the Kirmskoye field.

The Russian oil industry has made great strides in the past few years. With the support of the government, it will continue to pursue the trend toward greater privatization and association with Western oil companies and achieve better capitalization and global competitiveness than it did under the Communist regime, when the oil resources were operated by a central planning system without outside cooperative investments. ■

TABLE 1. INTERNATIONAL CONSORTIUM DEVELOPING SAKHALIN 1.

| Company            | Nationality | Percentage |
|--------------------|-------------|------------|
| Exxon Neftegaz     | U.S.A.      | 30%        |
| Sodeco             | Japan       | 30%        |
| Rosneft-Sakhalin   | Russia      | 23%        |
| Sakhalinmorneftgaz | Russia      | 17%        |

infrastructure needed for implementation of the project. The first production of oil is planned for 2000 at Arkutun-Dagi.

In 1996, the consortium spent more than \$200 million to complete development plans and conduct resource appraisal and evaluation programs at the Arkutun-Dagi field. A 3-D seismic survey was conducted before drilling the first well (2,500 m), 20 km from shore. In 1997, \$150 million was allocated for a 3-D seismic survey at Chaivo; for drilling three additional testing wells at Arkutun-Dagi, two of them using the *Okha* drilling rig belonging to Rosneft-Sakhalinmorneftgaz; and for Stage 1 of the exploitation phase of the project in the central area at the Arkutun-Dagi fields.

**Sakhalin 2.** The Sakhalin Energy Investment Co. Ltd. has obtained the support of the Russian Federation and of the Sakhalin Region administration to develop the Lunskoye and the Pitun-Astokhskoye oil and gas fields, offshore Sakhalin Island in the Russian Far East. The plan, known as the Sakhalin 2 project, is based on a phased approach to developing these fields, which is expected to lead to production in 1999. This project is the first development scheme offshore Sakhalin, an area that has the potential to become a major oil producing region.

Lunskoye is a gas field with associated oil and condensate, and Pitun-Astokhskoye is an oil field with associated gas. These fields are estimated to contain 100 million tons of oil and condensate and 494 billion cu m of gas. They lie in an inhospitable environment with hostile climate and difficult geological conditions, with the ice season lasting up to 9 months, water depth ranging from 30 m to 50 m, and seismicity reaching Magnitude 8 on the Richter Scale. The project is estimated to cost \$10 billion.

The development of the Sakhalin 2 project is coordinated by the Sakhalin Energy Co. Ltd., which was established in 1994 by an international consortium that includes Marathon Oil, Mitsubishi, Mitsui, and Shell Oil as shareholders. Development of the project will last about 10 to 15 years. The production will be transported to the shore by pipeline and then to the south of the island for processing at an oil terminal and liquefied natural gas plant prior to export. The first phase of development will use Mollupug, a mobile ice-class drilling unit. The extracted oil will be transported by a short pipeline to an anchor leg mooring buoy and a storage anchor for subsequent loading onto tankers.

In 1997, Sakhalin Energy began a land survey for pipeline and housing construction for expatriate employees. The company faces other infrastructure challenges such as terminals, loading facilities, and a gas liquefying plant. The company is also actively working to secure legislation and regulations needed to support its large investment. The Sakhalin 2 production

Yukos is also negotiating with Amoco on the possible development of the Probskoye field, one of the largest onshore fields in Russia.

**Siberian Oil Co. (Sibneft).** Sibneft is also among the larger integrated oil companies in Russia. Its operations span the range of oil activities from exploration and development to production, refining and distribution of petroleum products. Sibneft was established as an open joint stock company in September 1995 and began integrating its operations in May 1996.

In a series of auctions, which began in January 1996, private investors acquired 49% of Sibneft's share capital, with the rest remaining in the hands of the Russian government. In May 1997, the right to manage these government-owned shares was auctioned resulting in 51% of the company's shares being managed by private investors.

The company plans to increase production output from its current 355,000 bbl/d by:

- Combining a substantial workover program.
- Converting nonoperating production wells to injection wells.
- Continuing selective development drilling.
- The 1997 development program recommended bringing 214 new producing wells and 110 injection wells on stream and developing the Eastern Vnyguyakhinskoye field.

**Sakhalin And Far East Development Projects**

The Sakhalin Region consists of Sakhalin Island and the Kuril Island chain and occupies an area of more than 87,000 km<sup>2</sup> surrounded by the Sea of Okhotsk, the Sea of Japan, and the Pacific Ocean. Decreasing onshore reserves of oil and an increasing demand for oil products led to a search for new oil and gas deposits offshore. The first oil deposit was discovered in 1977 northeast of Sakhalin Island. During the subsequent two decades, five offshore reserves, holding an estimated 273 million tons of oil, 878 billion cu m of gas, and 64 million tons of condensate were discovered. Unexplored offshore reserves are estimated to contain an additional 450 million tons of oil and 700 billion cu m of gas.

Unable to develop the offshore Sakhalin reserves because of lack of the necessary funds and technology, the Russian Federation issued several tenders between 1991 and 1997 inviting foreign oil companies experienced at drilling in Arctic conditions to participate. As a result, three separate tenders—Sakhalin 1, Sakhalin 2, and Sakhalin 3—were won by several leading oil companies.

**Sakhalin 1.** The Sakhalin 1 project is being developed by an international consortium (Table 1). The consortium will mine three oil deposits—Chaivo, Odoptu, and Arkutun-Dagi—estimated to hold 310 million tons of oil and condensate and 33 billion m<sup>3</sup> of gas. The fields are located 8 to 12 km northeast of Sakhalin Island in 20 to 55 m of water. The area is seismically active and covered with ice about 50% of the year. The total cost of the project is estimated at \$15 billion.

Following the appraisal and evaluation of the fields, the consortium will start development using large, ice-resistant platforms and subsea templates. To support the project, special facilities and a pipeline will be built, along with other

Kazak leaders hope that friendly diplomacy with Russia will solve the problems between these two former Soviet republics.

Kazakhstan hopes to begin producing oil from its Caspian Sea reserves by 2003. "The government has set for itself the goal of producing 5 million tons (100,000 bbl) by 2003-2004 and of raising that to 50 million-60 million tons (1 million-1.2 million bbl) 10 years later," said Kenzhebek Thrashiev, chief executive of Kazakhstani Caspishelf (KCS). The KCS consortium could begin exploration drilling offshore as early as summer 1998.

**Yukos**

On Jan. 19, 1998, the controlling shareholders of Russian oil giant Yukos Oil Corp. and the Siberian Oil Co. (Sibneft) signed a letter of intent to combine the management and operations of the two companies thus creating the world's largest oil company in terms of proven oil reserves and the third largest in the world for *pro forma* 1996 oil production.

The new holding company was named Yukos; 60% of the company's equity will be held by Yukos and 40% by Sibneft. "The objective of this combination is to create a world-scale and world-class integrated oil company with strategically located operations throughout Russia," said Mikhail Khodorovskiy, Yukos's president. The transaction also reflects the trend, endorsed by former Prime Minister Chernomyrdin, toward consolidation in the industry by creating a smaller number of better capitalized and more globally competitive Russian oil companies.

The combination of Yukos and Sibneft represents the first merger of two major Russian companies. As of January 1998, the combined company had proven reserves of 13.9 billion bbl. Production of the companies comprising Yukos was about 475 million bbl of crude oil or 1.3 million bbl in 1997. This represents about 22% of Russia's crude oil production.

Geographically, the combination places the five refineries and four active producing regions all within close proximity to one another, creating the potential for significant cost savings and economies of production. "Yukos will benefit from the joining of ... two highly complementary upstream and downstream businesses. It will lead to improved efficiencies in production and distribution and a higher level of customer service," said President Khodorovskiy.

**Yukos.** Yukos and its subsidiaries constitutes one of the larger vertically integrated oil companies in Russia for reserves. Established as an open joint stock company in April 1993, the government subsequently sold its shares to private investors in a series of auctions and tenders. It is the first Russian oil company to become wholly privately owned.

Yukos operates through its subsidiaries, which include two oil and gas exploration and production companies, and refining and refined products distribution and sales. It also operates about 1,000 service stations in the European part of Russia (west of the Ural Mountains). In 1995, the company won nine tenders and received licenses to explore and develop new fields in the Khamti Muravsk and Tyumen regions in Western Siberia. Yukos then added a production company, a refinery, and a number of research, marketing and distribution companies through its acquisition of Eastern Oil in December 1997.

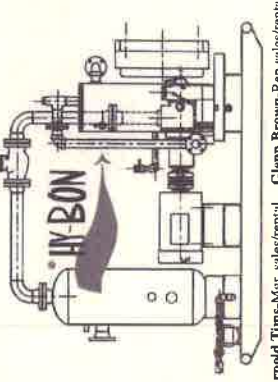
**Hy-Bon Engineering**  
2404 Commerce Street  
Midland, Texas 79703  
(915) 697-2292 Fax: (915) 697-2310

• **SALES • LEASE • LEASE PURCHASE**

**Gas Compressor Packages**  
Tank Vapor Recovery—Field Gas Boosters  
Casing Pressure Reduction—Field Gas Gathering  
Process Compressors—Oil Production Enhancement  
Flare and Vent Gas Compliance

**Gas Compressors Available**  
Hy-Bon Rotary Vane  
A-C Rotary Vane  
Rotary Screw  
Reciprocating

**Services Available**  
Engineering Design  
Field Service  
Contract Service  
Sales Support




**Arnold Tims-Mgr. sales/rental Glenn Brown-Rep. sales/rental Dan Deemer-Application engineering**

Circle 114



## Formation evaluation in slim and complex-geometry boreholes



**SLIMACCESS—when well conditions are tough...**

The drive to **maximize your well productivity and minimize well construction costs** is resulting in slimmer and more complex borehole geometries. Short radius kickoffs and coiled tubing drilling offer viable alternatives to conventional practices. Yet downsizing, reentry, and extended reach all present access problems for logging tools. The Schlumberger **SUMACCESS** initiative now provides you with **efficient, accurate and reliable log data** using new generation tools.



**in wells of high dogleg severity...**

The SUMACCESS system offers multiple conveyance options to access difficult-to-reach well bores. State-of-the-art measurements, tough shock and vibration specifications, novel job planning software and advanced quality control ensure that **you get the best possible data.**

SUMACCESS is just one of Schlumberger's Slim Hole Solutions. Together with the VIPER<sup>®</sup> coiled tubing drilling system for advanced well placement and the Vison 475<sup>®</sup> string, the world's first MWD/LWD imaging tool for use in holes as small as 5½-in., **Schlumberger offers you a complete package** to meet your needs.



**or even in producing wells using coiled tubing.**

**Call your representative now, or visit our website at [www.connect.slb.com/slimhole](http://www.connect.slb.com/slimhole)**

**Schlumberger**  
Wireline & Testing

Circle 115



# Dual Bore Re-entry, Tern Platform MLR Highlight Multilateral Action

Schlumberger Anadrill and Secure Oil Tools agree on distribution of Secure's Multilateral Production System.

## Sperry-Sun Dual-Bore MSCS Allows Selective Re-entry

Sperry-Sun, a division of Dresser Industries, Inc., successfully installed the first 9½-in., dual-bore, Multi-String Completion System (MSCS™) with an MSCS vector block. A vector block allows selective re-entry into each string of an MSCS completion. The MSCS dual bore completion system provides a mechanical seal for hydraulic isolation of the junction between the 9½-in. main bore and the 4¼-in. lateral casing strings. It was used to isolate and eliminate sand production from the upper lateral. Prototypes of these systems were constructed in 1995 and were field tested extensively in 1996.

The completion was installed for Corpoven SA (now PDVSA) of Venezuela in a 9¼-in. Lateral Tie-Back System (LTBS™) junction. The MSCS vector block was installed immediately above the MSCS dual bore to allow commingled production from the two lateral well bores

while enabling selective re-entry into either one. This system used two 3½-in. tubing strings to line and seal into the packer placed in the main bore and into a seal bore within the cased lateral. The two strings were then joined at the vector block for commingled production.

The MSCS was installed a year and a half after the well was put on production. Production was suspended, tubing was retrieved, and the well was circulated to clean the main bore. An isolation plug was installed in the main bore tie-back hanger below the window joint to shut in production. Sperry-Sun's latch system correctly positioned the workover whipstock, which was oriented to the upper lateral. Completion tubing was run into the upper lateral to clean out the 4¼-in. slotted liner; then the whipstock was retrieved. After retrieving the main bore plug, a second clean-out trip was completed to remove sand from the main bore.

A single string packer was attached to the MSCS dual bore and Production, illustrates the value

**PCE Completes 14th MLR—One On Shell's Tern Alpha Platform**

Pressure Control Engineering (PCE), a UK-based Tuboscope company, has installed a total of 14 Multi-Lateral Re-entry (MLR) systems to date. One recently implemented on Well No. TA-17 on the Tern Alpha platform, operated by Shell UK Exploration and Production, illustrates the value

Staff Report

JUNE 1998

Harts Petroleum Engineer International





Fig. 1. The coiled tubing is deployed through a tubing diverter in the casing window.

of this type of completion.

First discussions with PCE about the prospect of completing the Tern well as a multilateral took place in March 1996. One of the challenges facing the Tern field development team was how to add a level of predictability and certainty to their project to optimally produce the Triassic formation, which had discrete 3-D sand bodies with the best production from relatively thin intervals penetrated by horizontal wells. Early in the development phase, there was considerable uncertainty concerning flow paths between those sand bodies and therefore high risk of inefficient sweep under a waterflood development scheme.

The Tern team worked with three main development well design priorities:

- The ability to selectively re-enter the lateral at any time and carry out logging or stimulation procedures using coiled tubing—without removing the upper completion.
  - The ability to set bridge plugs to isolate a portion of the lateral or isolate it completely should conditions so dictate during the life of the well.
  - The ability to create a flexible system able to respond quickly to circumstances difficult to predict.
- The decision was made to complete Tern Well No. TA-17 to at least TAML Level 4. Working closely with well services consultant Egis, the team selected PCE's MLR to meet

the completion packers were set, thus hydraulically sealing the junction for the life of the well.

With work on the main bore completed, the diverter was replaced to allow a pulling tool to be run into the upper lateral to retrieve the bridge plug. Unfortunately, the pulling tool string failed to deploy into the upper lateral.

Since the initial successful deployment of the bridge plug into the upper lateral, the completion packers had been set and the main bore perforated in three runs using long strings of coiled-tubing-conveyed guns. After several unsuccessful attempts to re-enter the upper lateral, uncertainty arose regarding the depth and condition of the MLR locating profiles. Consequently the straddle sleeve was reinstalled, allowing oil production while various obstacles to re-entry were considered.

The recovery program involved thorough cleaning of the MLR locating profiles and accurate correlation of coiled tubing depth with these profiles. PCE designed, manufactured and tested a dedicated tool for this purpose. Upon re-entry of the well, the straddle sleeve was removed, the well bore circulated clean in the area of the MLR nipple with the aid of a coiled tubing venturi junk basket and the depth and integrity of the location profiles was accurately determined by the newly designed tool.

On the next run, the diverter was set on the first attempt and the correct setting depth was confirmed by the earlier correlation run. A subsequent run with a full-bore fluted drift proved correct orientation of the diverter and allowed lateral access.

Eventually the pulling tool was deployed and the bridge plug was successfully pulled. Although it was initially feared that movement of the MLR nipple relative to the casing window or component failure could have been the cause of the re-entry problem, it turned out that the problem was merely a build-up of debris across the lateral window combined with uncertain coiled tubing depth.

As is the case with many multilateral well operations, depth control and debris management played a crucial role in this operation.

Both the upper lateral and the main bore are now flowing oil. However, 3-4 months of production from the main bore caused a difference in reservoir pressure between the two zones. This highlighted the importance of being able to isolate the lateral with a pressure sealed straddle if needed.

Using a multilateral well, the Tern field development team was able to combine appraisal and development targets in one well, accessing oil which might otherwise not be economical to recover with a similar well. Key to this success was having all relevant parties working together at the planning stage to help achieve the common goal of maximizing return on investment.

#### Secure Oil Makes MLPS Distributorship Agreement With Schlumberger Anadrill

Secure Oil Tools, a division of Stellarton Energy Corp. of Calgary, has signed a letter of intent with Schlumberger Anadrill. The letter of intent is a precursor to a formal agreement that will allow Anadrill to distribute Secure's Multi-Lateral Production System (MLPS) on an exclusive basis in most regions of Africa, South America, the Middle East, and southeast Asia. Excluded are clients and regions in which Secure is already selling the products. Anadrill will also have the right to market MLPS on a non-exclusive basis elsewhere in the world.

Secure has developed a system to provide for the drilling of one or more laterals out of a primary wellbore. Successes in the Peace River area of Alberta, Canada, have created the opportunity to market the concept around the world.

Secure will provide engineering, design, manufacturing, sales support and installation of the products. Anadrill, whose core product lines are directional drilling and MWD/LWD, will provide marketing and technical sales, logistical support and access to testing facilities and a wealth of well experience. Anadrill has demonstrated commitment to the pending agreement and the marketability of the Secure MLPS system with a commitment for a prepayment against future sales. ●

# NEW

NOW AVAILABLE FROM THE LARGEST MANUFACTURER OF CEMENTING HEADS

## INTEGRAL CONNECTIONS ON THE BODY OF OUR STANDARD CEMENTING HEAD

WITH WORKING PRESSURES 5000 psi THROUGH 9 5/8" 3000 psi THROUGH 13 3/8", 1500 psi THROUGH 20"

### CEMENTING HEAD 305 & 306 SERIES

#### EQUIPPED WITH:

- Integral or Standard Manifold
- Continuous Pin Assemblies
- Tattle Tale Assembly
- Quick Coupling
- Safety Slings

Extra Pump Connection  
Ask about our Circulating Head designed as a companion to our Cementing Head.

One casing connection to circulate and the same to cement.



#### EVERYTHING FOR OILWELL CEMENTING.

Plugs, casing centralizers, baskets, float equipment, stage cementing tools, EVERYTHING BUT THE CEMENT  
CALL TOLL-FREE 800-457-4851 FOR PRICE AND DELIVERY PRIVATELY OWNED-ESTABLISHED IN 1965



OIL TOOL DIVISION

P. O. Box 95989 Oklahoma City, Ok. 73149-5989  
Phone 405/632-9783 Fax 405/634-9637  
Visit our website at WWW.ITRI-OILTOOL.COM



# MDC Technology Optimizes Shell's Tern Platform

## World's First Offshore Closed Loop Optimizer

Optimization technology has evolved as a real-time tool for controlling process plants, and has recently been implemented on the first offshore platform with excellent results.

**T**echnologies for plant process optimization have generally tracked the advances made in the computer industry. Process control computers began to penetrate the market during the 1960s, marking the start of real-time optimization in the process industries.

Some of the earliest examples of real-time optimization were in the ethylene industry, bulk petrochemical processes and refineries. All of these industries shared a number of common features, principally that they are high-throughput processes operating in highly competitive markets where small differences in margin separate the leading operators from the laggards.

### Optimization In The Oil And Gas Industry

By contrast, the upstream oil and gas industry has only recently focused on process optimization, having previously concentrated on the fundamentals of finding reserves and exploiting them. The technology emphasis has been on reservoir description and hydrocarbon production rather than processing. Particularly in the off-

shore sector, the cost pressures imposed due to increased competition and lower oil prices have been very evident through initiatives such as CRINE. This has been largely directed toward new capital investment rather than improving the performance of existing assets.

The industry is accustomed to optimizing design based on cash flow and other parameters. It is also familiar with using off-line optimization tools for production planning and scheduling. It is therefore a little surprising that oil and gas producers have not adopted real-time optimization more extensively, especially since accelerating oil production by only 1% can result in a larger net present value (NPV) and excellent payback on even small and medium-sized assets. Of course, there are significant technical challenges in successfully implementing closed loop optimization offshore, but the world's first optimizer has shown that these can be overcome.

**Types Of Optimization**  
From the user perspective there are three basic types of optimization applications (Fig. 1):

- Off-line optimization—typically for planning applications.
- Open loop real-time operation—for operator advice.
- Closed loop real-time optimization—for process control.

The oil and gas industry has made extensive use of the first type as an operational tool, and there are a few examples of open loop optimization in onshore fields and in gas processing plants. However, there are no known examples of closed loop optimization offshore other than the recently completed project by MDC Technology for Shell UK Exploration and Production's Tern platform.

In the current climate, operators are looking to squeeze the maximum value out of their assets. Therefore, technologies such as real-time optimization are likely to play an increasingly important role in platform operation.

**The Tern Project**  
Tern is a medium-sized, gas-lifted production platform operated by Shell Expro in the UK sector of the Northern North Sea. It processes produced fluids from both the Tern field and the neighboring Hudson field.

by A.S. Mortimer, MDC Technology Ltd.



THE EUROPEAN MAGAZINE OF INTERNATIONAL OIL & GAS



For Europe, CIS, West Africa and South East Asia, Hart's Euroil magazine is your FREE route to business opportunities in offshore oil and gas...

Get the latest industry news and analysis as well as regular technological and regional reviews of new business potential in:

- Floating production technology ■ Caspian Sea
- Subsea advances ■ Norway
- Deepwater technology ■ Scotland
- Seismic activity ■ West Africa
- Drilling innovations ■ South East Asia

Fill in and fax back this page NOW to begin receiving Hart's Euroil FREE every month.



Simply complete section below and fax to +44 (0) 1932 355927

Hart Europe Ltd Rosemount House, Rosemount Avenue, West Byfleet, Surrey KT14 6NP, UK Tel: +44 (0) 1932 344424

Do you wish to receive/continue to receive Euroil free of charge?

YES  NO

SIGNATURE.....

DATE.....

ART 1: JOB TITLE

(fill in only one of the following which best describes your job title)

- 01 President, CEO, Managing Director
- 02 General Manager, Director
- 03 Manager, Assistant Manager
- 04 Engineer, Geologist, Supervisor, Superintendent
- 05 Other (please specify).....

PART 2: TYPE OF COMPANY (tick as many boxes as apply)

- 01 Operator
- 02 Main Contractor
- 03 Sub-Contractor
- 04 Consultant
- 05 Manufacturer/Supplier
- 06 Service Company
- 07 Insurance/Finance
- 08 Government
- 09 Other, Please specify.....

PART 3: YOUR AREA OF ACTIVITY (tick as many boxes as apply)

- 01 Drilling & Completion
- 02 Equipment Supply
- 03 Exploration/Survey
- 04 Inspection/Maintenance/Repair
- 05 Pipelines
- 06 Production - process control, power generation etc
- 07 Safety & Environment Protection
- 08 Subsea - engineering/equipment
- 09 Support Services - transport, marine, diving and production support
- 10 Platforms - engineering, fabrication, hookup and commissioning
- 11 Floating Production Systems/Single Point Moorings and related areas
- 00 Other.....

COUNTRY.....

POSTCODE.....

FAX.....

Mail.....

Circle 19 in Reader Service. The information you provide will be held by us and may be used to keep you informed of Hart's Europe products and used by other selected quality companies for mailing purposes.

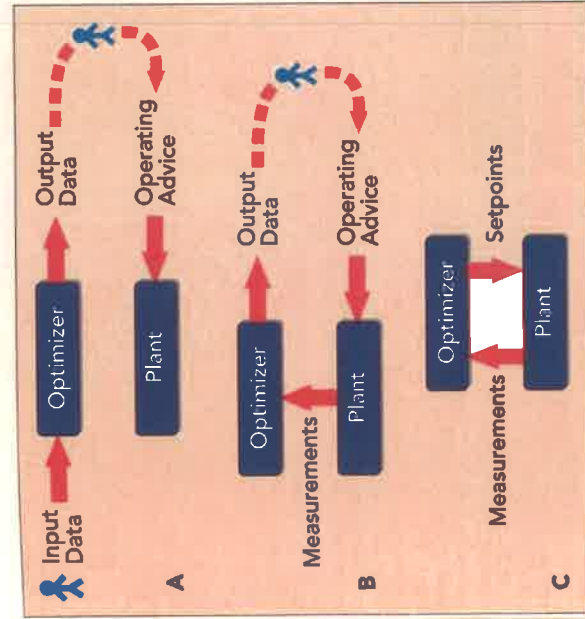


Fig. 1. There are three types of optimizers: a) off-line optimizers, b) open loop, real-time optimizers and c) closed loop, real-time optimizers.

The topsides processing equipment comprises three single-stage separation trains and twin three-stage lift gas compressors (Fig. 2).

The Tern platform was specifically chosen by Shell Expro to host this project for several reasons:

- It is a fairly large producer (70,000 to 90,000 b/d) and is expected to have a long field life (until at least 2010).
- Tern had been debottlenecked several times since it was commissioned, and Shell Expro recognized the potential for additional production by optimizing the process.
- Most wells were gas lifted and capacity was shared with other fields and platforms, presenting a complex operating problem.
- The platform had modern control and instrumentation that provided a good existing infrastructure for an optimization application.

Optimization of the gas-lifted Tern platform required a whole systems approach to address well performance, topsides equipment and lift gas disri-

**Production Scenarios**  
 A closed loop optimizer has to deal with all modes of operation, and for Tern there are three main cases:

- Production limited by well potential.
- Production limited by lift gas availability.
- Production limited by topsides processing capacity.

The Tern optimizer must address all of these scenarios because well workovers or compressor or separation train outages can significantly change the relative capacities of the three main parts of the process. One particular scenario may be dominant for significant periods of time, but alternative regimes can occur sporadically. Furthermore, the dominant scenario is likely to change over the longer term. A platform may begin with topsides processing capacity limits, then experience lift gas limits followed by a well potential limiting regime as field production comes off plateau.

During the feasibility study for the Tern optimizer project, topsides processing capacity limiting was the dominant scenario, but during commissioning, circumstances had changed; the well potential limited scenario had become dominant. Currently, the platform is both topsides and lift gas limited.

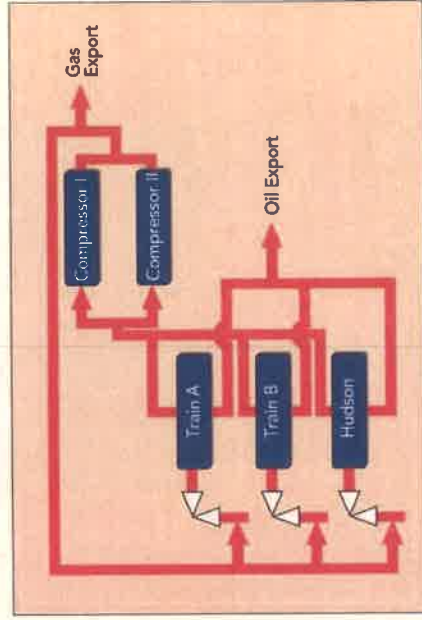


Fig. 2. The topsides processing equipment for the Tern and Hudson fields included three single-stage separation trains and twin three-stage lift gas compressors.

**Degrees Of Freedom**

The Tern optimizer addresses the three main effects which dominate process behavior:

- The distribution of lift gas among the wells.
- The trade-off between well productivity and total lift gas availability through manipulating topsides conditions.
- Recovery of NGLs from the gas stream.

The problem was further complicated by the presence of a variety of constraints around the topsides.

This was a constrained optimization problem typical of those found in the process industries, in which the optimum condition has a high proportion of the variables at their minimum or maximum limits with the remainder at intermediate positions. Those variables at intermediate positions usually balance against one particular downstream constraint. It is difficult for an operator to determine what are the correct limits to push and to choose setpoints that actually achieve the objective of operating on these limits.

The topsides capacity aspect of the Tern problem is similar to the problem described above. However, the lift gas distribution problem is unusual in that the variables rarely lie on their bounds at the optimum conditions. The existence of this "intermediate" optimum is due to the nature of the well performance relationships.

For any given quantity of lift gas there will always be an optimal distribution of this gas among the operating wells, and any other distribution pattern will result in lower oil production. If there are no constraints on the wells themselves, this occurs when the marginal Gas Utilization Factor is equal for all wells (Fig. 3). This means the wells would be operated at a rate where an additional cubic meter of lift gas would produce the same amount of additional oil for every well.

Flow stability criteria and valve or flowline capacity constraints prevent all wells from operating at identical Gas Utilization Factors. Typically the largest and the smallest producers optimally operate at the lift gas flow

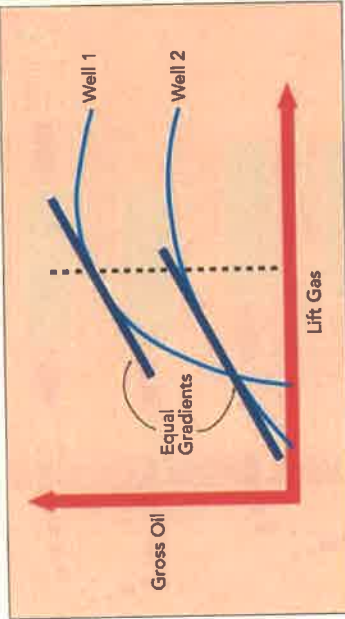


Fig. 3. When there are no constraints on the wells, the marginal gas utilization factor is equal for all wells.

limits, while the remaining wells are optimized with equal Gas Utilization Factors. When Tern has the optimizer in operation, roughly 70% of the wells produce with equal Gas Utilization Factors.

**Tern Optimization Project History**

This project was initiated with a feasibility study and functional design, followed by the implementation phase.

The feasibility study quantified the benefits that could be expected and also identified the key issues to be addressed as part of the project design and implementation. These included:

- Elimination of bottlenecks such as incorrect pump trip settings.
- Fixing instrumentation and measurement problems. For example, impulse lines on lift gas meters were traced to eliminate hydrate formation problems.
- Improvements in well test data quality for improved characterization to optimize well performance and for off-line use by production technologists.
- Consistency between the closed loop optimizer and Shell's proprietary off-line design optimization tool for production technologists.

The economic analysis quantified the benefits expected from various options and recommended that a closed loop optimizer be installed. It

Hudson produces via a subsea manifold and a long flowline, and fluids are processed on the Tern platform. The slugging problem can be attributed to the geometry and flow regime of the flowline. Investigation and resolution of the slugging problem was not part of the Tern optimizer project, and the project therefore had to develop an enhanced strategy to deal with the symptoms of slugging on the Tern process.

Of course disturbances and the absence of a true steady state is characteristic of all process plants. The unusual factor for the Tern optimizer was the severity of the problem, largely but not exclusively due to Hudson. The main elements of the strategy for handling unsteady processes are:

- Single point data conditioning or filtering to eliminate noise.
- Model-based validation to eliminate inconsistent data.
- Base-case matching.
- Steady-state checks.

Dynamic compensation for control projections.

The effectiveness of this treatment—even under the severe test posed by slugging on the Hudson process—is shown by the fact that the optimizer achieved an uptime in excess of 90% of process stream time.

**Benefits**

The direct benefits from the optimizer were measured using a quantitative technique called "shadow operation." This involved two sets of trials, the first of which established how much benefit is potentially available from the closed loop optimizer, the second set measured how much has been actually achieved. The direct benefits for the project were calculated to be 2.5% accelerated oil production.

The Tern optimizer has been operating in closed loop for more than 9 months and has demonstrated the successful transfer of this technology into the offshore environment. Robust and reliable performance has been achieved, and overall benefits equivalent to 2.5% accelerated oil production have been delivered. Similar benefits can be expected on other assets of similar size. ●

**RUGGED FLOW SWITCHES**

These heavy duty flow switches are designed for demanding applications. They stop or start pumps, sound alarms, operate control equipment, etc., responding to actual fluid flow.

Constructed of hard wearing metals for heavy duty use, the wetted parts are available in stainless steel or monel. We can detail special wear tungsten carbide components for endurance in particularly extreme environments.

This rugged flow switch features an adjustable set point allowing wider flow ranges and has a large selection of internal switch types. A 180° full swing cam operator minimizes flow restrictions, assures a low pressure drop and allows for reverse flows. The C.S.A. and U.L. rated switches are available in Cl. 1 Div. 1, Gr. C & D Ex. Pr. and may be rated intrinsically safe.

For more information, contact your Oilgear Distributor or The Oilgear Company, 2300 S. 51st Street, Milwaukee, WI 53202. Call 1-800-556-6636.



Circle 117

**Den-Con Asset Management System**  
**The TOTAL Solution For Equipment**  
**Information and History**



- Identification, tagging & tracking hardware for equipment & tubulars
- Dams-1 data base software for:
  - New equipment details
  - Inventory tracking
  - Inspections, current & historical
  - Maintenance & repair
  - Complete tubular details
  - Tubular drilling data & pipe tally
- Data entry and information management services

1903 Walnut Ridge  
Humble, TX 75801  
Tel: 281-446-8146  
Fax: 281-446-3770  
Email: edp@tic.net



4564 S. I-35  
Oklahoma City, OK 73129, USA  
Phone: 405-670-5942  
Fax: 405-672-5884  
Email: tt@dencon.com

Circle 118

# PGS: Top of the Class..

Since 1995, the PGS OBS team has emerged as a leader in ocean bottom seismic operations.

Each PGS vessel is configured to allow its acquisition and onboard processing staff (and even remote clients) to track the movements of vessels relative to obstacles and infrastructure in the prospect with unprecedented accuracy.

Once the data are acquired, PGS' OBS-specific seismic data processing techniques, such as encoded signal extraction and dual wave field processing, ensure maximum structural delineation.

For a new perspective on geophysical services, contact PGS.

<http://www.pgs.com>

# ..in Ocean Bottom Seismic.



OBS 3D Migration



OBS 3D Time Slice



**PGS Ocean Bottom Seismic**  
738 Highway 6 South  
Suite 1000

Houston, Texas 77079  
Tel: (281) 589-8829  
Fax: (281) 589-8946

**PGS Tensor**  
10550 Richmond Ave  
Suite 300

Houston, Texas 77042  
Tel: (713) 781-4000  
Fax: (713) 781-6206

# Predicting And Preventing Casing Wear While Drilling

Based on more than 300 casing wear experiments, a computer program was developed to calculate the potential for casing wear during drilling operations. Taking proper precautions can save operators more than \$1 million per well.

**D**rillpipe rotating inside a well's intermediate string of casing has long been recognized as the principal cause of internal casing wear. Because today's wells are longer and deeper than ever, prolonged contact can cause sufficient wear to either breach the casing or weaken it to the extent that it will rupture when the casing is pressure tested, delaying the project while an unplanned tieback casing string is installed.

The locations most susceptible to wear are doglegs and "wiggles" in the upper part of the hole, where high tension loads in the drillstring hold the rotating tool joints against the casing with up to 10,000 lb of force (Fig. 1). As the tool joints gall and grind their way into the casing wall, a crescent-shaped groove is produced, deepening as

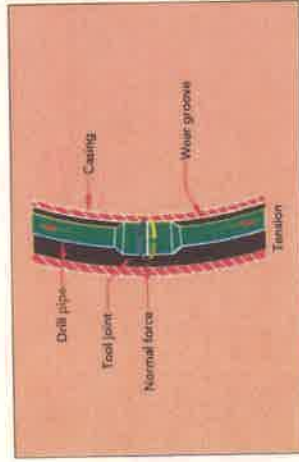


Fig. 1. A high tension-loaded rotating drill string creates wear potential in curved upper casing locations.




Fig. 2. This crescent-shaped casing groove was formed by the rotating tool joint wearing it down.

drilling progresses (Fig. 2). Failure to anticipate and compensate for the effects of this wear can lead to serious problems, such as lost circulation, casing collapse or blowouts, which can result in the loss of the well, loss of equipment—and even loss of life.

Anticipating the locations and extent of casing wear requires that the wear process be described mathematically. A process variable analysis which does just that was developed by Maurer Engineering Inc. as part of Drilling Engineering Association's Project DEA-42. A Windows-based computer program, CWEARS, calculates the location and magnitude of casing wear in an individual well. Fig. 3 shows a sample of the output from CWEARS.

The mathematical model states that the volume rate of casing wear is proportional to the frictional work done on

by Jeanne M. Perdue, Technology Editor

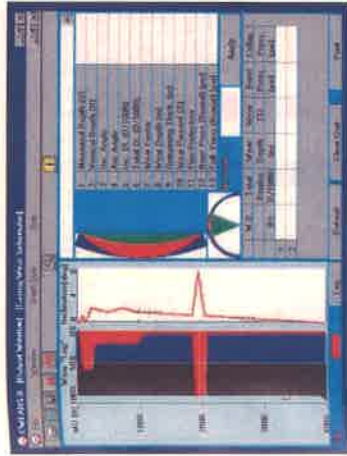


Fig. 3. One CWEARS output screen shows a casing wear log, a cross section of the worn casing, and a list of significant parameters at a pre-selected depth.

the casing by the rotating tool joints. The constant of proportionality is called the wear factor.

### Wear Factor Determined Experimentally

Casing wear rate is influenced by:

- The tool joint material.
- The mud system properties, such as solids content and lubricants.

The wear factor must reflect all three influences. Since there is no known way to calculate the value of the wear factor, it had to be determined experimentally. More than 300 casing wear tests have been run to accumulate the largest database of empirical wear factors in the world.

Casing wear tests were conducted in a casing wear machine that provided high lateral loads between the rotating tool joints and the casing. Schematics of the experimental set-up are shown in Figs. 4 and 5. Drilling mud was injected between the tool joint and casing to

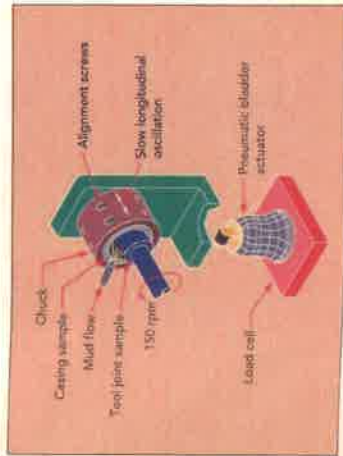


Fig. 4. Components of the casing wear test unit are indicated.

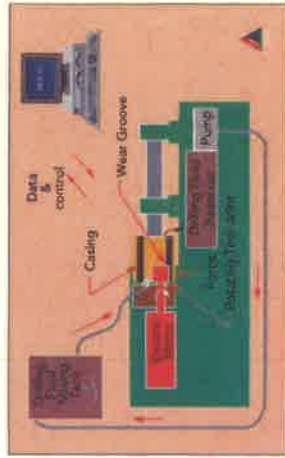


Fig. 5. This schematic identifies the control and data acquisition system of the casing wear test unit.

simulate downhole conditions. The tool joints were both rotated and reciprocated during the tests to simulate drillpipe movements while drilling. The entire test was computer controlled, with data electronically sampled and recorded.

Fig. 6 shows an example of a 6½-in. OD tool joint wearing 48% of the way through a 9½-in. diameter piece of 47 lb/ft N80 casing in 8 hours, corresponding to 200 hours of drilling time. The empirically determined wear factors were input into the CWEARS computer program along with well geometry and the proposed drilling plan to predict casing wear in actual drilling situations. If unacceptable wear is anticipated, remedial measures can be included in the drilling schedule. Possible remedial measures include:

- Establishing and maintaining strict dogleg severity limits.
- Running heavier wall casing into those portions of the well where high wear is anticipated.
- Using proprietary hardbanding on tool joints in high wear regions.
- Using drillpipe protectors in the region where high wear is expected.

### Monitoring Casing Wear

During drilling operations, casing wear logs can document the progress of wear. Comparing output from the CWEARS computer program with wear data from the logs will enable drillers to determine the well's unique wear factor. Using the well's actual wear factor, drillers can recompute the amount of wear to be expected during the remaining drilling operations. If needed, remedial measures can be introduced at this time.

The mud magnets must be observed carefully during drilling operations. Steel filings collected by mud magnets not only warn of excessive wear, but can also indicate the nature of the wear process. Fine steel powder indicates that grinding is destroying the casing. Needle-like slivers indicate that machining is taking place. This is usually the result of running tungsten carbide hardbanding in the casing, and should be attended to quickly. Flat shreds indicate that severe galling is taking place, and this demands immediate attention.



Fig. 6. The casing wear groove generated by a test is similar to those observed in the field.

With the technology available today, casing wear can be anticipated as the well is planned, monitored as the well is drilled, and, if necessary, remedial measures can be incorporated into the drilling program at any stage of the operation.

**Hardbanding**

An offshoot of the DEA-42 program has been the development of proprietary metals for tool joint hardbanding. The

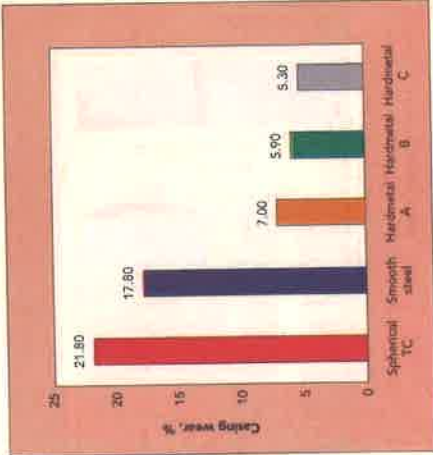


Fig. 7. Tool joints coated with new hardmetals offer significantly reduced casing wear compared to uncoated steel tool joints.

use of new materials such as ARNCO 200XT, ARMACOR M and PINNCHROME has given operators and contractors the ability to greatly reduce casing wear while protecting the tool joints in a cost-effective manner. Not only will these new materials help control wear, but they also significantly reduce frictional torque and drag, especially in horizontal and extended reach wells (Fig. 7).

**Deepwater Risers**

The concepts of wear prediction and control developed during the past phases of this project are now being applied to the unique wear problems experienced in deepwater offshore operations, particularly wear in lower riser joints. The current phase of the DEA-42 program is aimed at predicting and controlling wear in deepwater offshore risers, where small changes in flexjoint angles can cause major riser wear problems.

**Casing Wear Insurance**

Application of this new casing and riser wear technology has significantly reduced the risks and overall costs of drilling and completing wells. According to Dr. Russell Hall Jr., senior scientist at Maurer Engineering, "The minimum amount of casing wear trouble starts at \$1 million and goes up from there. If you can calculate casing wear, if you can measure casing wear, then you can reduce casing wear. It's like buying insurance."

Several major operators have saved more than \$1 million per well using CWEARS to predict casing wear problems simply because they could avoid running additional strings of casing. Maurer Engineering is continuing to develop and improve casing and riser wear technology so that tomorrow's risks and costs can be further reduced. ●

**CLASSIFIED AD**

**POSITION AVAILABLE**  
Principal Engineering Specialist (Instrumentation and Control Systems). Responsible for instrumentation and control systems and hearing including piping and instrument conceptual design, process development, applying advanced control techniques including Distributed Control Systems and Programmable Logic Control Systems including Triple Modular Redundant Systems, configuring PLC schematics, control logic diagrams, SIMPLER diagrams, configuring DCS (Distributed Control Systems), such as Smith PLCs, (Programmable Logic Controller) MODBUS, such as Allen Bradley, Triplex, Inplant, testing DCS and PLC systems. Perform and oversee advanced engineering calculations for solving various field instrumentation devices such as flow sensors, flow Drift, Venturi, Pilot Tube, etc.). Control Valves, Pressure Safety Relief Valves, etc. performed by various instruments control system engine. Select Control Valves, Safety Relief Valves, flow metering devices, various process analyzers, such as Gas and Liquid Chromatograph, Gamma-ray type Sulphur Analyzer, infrared type and various other types gas analyzer, gas RTU, Density analyzers and process measurement and control instruments such as controllers, flow, temperature, liquid level and pressure instruments. M-Thur 7:00 am-4:00 pm. Oil and Gas Gathering plants, LNG plants, Heavy Oil Upgrader, Heavy Oil Extraction, Tar Sand Extractor and Fertilizer plants. Review and supervise preparation of instrument loop diagrams, wiring diagrams, installation details for instruments and control systems. Prepare scope of work packages for installation and commissioning of instruments, control equipment and control systems. Trouble shooting (at job site). Train field technicians and plant operators to use various sophisticated control system equipment in projects in the U.S. as well as overseas countries. Cost estimation and preparation of proposals for major projects. M-Thur 7:00 am-4:00 pm. Various engineering positions involved with instrumentation and control projects for the process industry. Bachelor of Technology, Electronic Instrumentation and Controls or Bachelor of Science in Electronics/Electrical Engineering. \$72,000 annually required up to 20% of time on the job. Workforce Commission, Houston, TX. Projected to be open through 11/17/98. Workforce Commission, Houston, TX. 78701 J.O. #7N05A1578. Ad paid by an Equal Opportunity Employer.



# Integrating Information Management Systems

Integrating scientific, operational, financial and administrative information systems based on workflow can increase efficiency and reduce the time wasted while locating information.

Although oil and gas prices have lost ground in the past few years in inflation-adjusted terms, operating costs and personnel costs have increased. The competition among all companies in the energy industry to hire the few qualified professionals available has created a frustrating and potentially dangerous situation. And since most experts do not expect prices to change much during the next few years, there remains only one solution: Figure out a way to get more work done with the same sized or even smaller staffs.

Increasingly, oil and gas companies are seeing the benefits of using information systems technology as a strategic tool to provide a long-term competitive advantage. Successful oil and gas production operations involve significant levels of information management across numerous professional disciplines. The expanded use of portable computers, when coupled with more functional and user-friendly computer software, has greatly reduced many of the labor-intensive processes involved in production management during the past 10 years. For example, word processors have given operators the ability to electronically track drilling, completion and maintenance reports, as well as easily and quickly compose letters or reports to investors, landowners and other interested parties. Spreadsheets allow for faster calculation processes and therefore dramatically improve the efficiency of the laborious analytical efforts required to track numerical information related to production management. And even more recently, first-generation relational databases enable mass storage of such information and provide very logical and effective systems for relating various informational aspects of oil and gas production. With communications technology advancing faster than any other single area in the high-tech industry, the improvements in information management can easily span the globe.

While each of these independent software solutions provides convenient access to a specific segment of information management, none has provided the cross-platform accessibility that could be obtained from a common data warehouse. As a result, today unfilled gaps still exist within growing organizations for the proficient use of computers as well as accessibility of critical information.

In order for oil and gas companies to develop functional strategies for implementing their own information management systems, they must first address several questions:

- What should be the objectives of computerized oil and gas information management systems?
- How should they be made a part of operational management strategies?
- Who should use the systems, and how might they affect filing systems?
- How will a database be populated?
- How will this affect a company's bottom line?
- How should a system be evaluated from a cost/benefit perspective?

The answers to these questions and more will lead to the definition of strategies and objectives for efficient production data management.

Identifying the actual workflow patterns within a company can help to determine whether an information management system can better facilitate that workflow, or simply end up creating even bigger workflow problems. Another important consideration is making certain that other employees who work with the system will be able to navigate through it easily, quickly and with as little training as possible.

Ideally, an information asset should comprise enough information and be organized sufficiently to support multiple disciplines within a company and enable business decisions from both a financial and non-financial perspective.

by Thomas R. Bandy and Jeffrey O. Dyk, Production Access Inc.

TABLE 1. TYPICAL COST SAVINGS FROM INTEGRATED IT SYSTEM

| Employee Type                                      | Cost  | Units | Person Count | Hours per Mo. | Cost per Mo.    | Annual Benefit   |
|--|-------|-------|--------------|---------------|-----------------|------------------|
| Executive Time                                     | \$100 | Hour  | 1            | 10            | \$1,000         | \$ 12,000        |
| Professional Time                                  | \$100 | Hour  | 2            | 25            | \$5,000         | \$ 60,000        |
| Administrative Time                                | \$30  | Hour  | 5            | 60            | \$9,000         | \$108,000        |
| Field Man Time                                     | \$50  | Hour  | 2            | 25            | \$2,500         | \$ 30,000        |
| <b>Total Value of Time Savings / Month /Year :</b> |       |       | <b>10</b>    | <b>120</b>    | <b>\$17,500</b> | <b>\$210,000</b> |

Most oil and gas companies today are in dire need of a way to keep a realistic blend of scientific, operational, financial and administrative information to effectively run oil and gas operations. In the most efficiently run companies, all of these mainstream information platforms depend on each other to be used effectively. However, the case with most companies is that the accounting department has a separate, stand-alone financial system, while the system for managing oil and gas properties generally includes a mix of fragmented spreadsheets, word processing documents and paper copies filed away somewhere. Seldom do these islands of scientific, operational, financial and administrative information get used effectively together in the critical decision-making processes. As a result, there is significant loss of professional time and effort from support staff, engineers, accountants, landmen and management. An entire company suffers when information is not used properly in the normal workflow of the business. The table above demonstrates a simple way to estimate the cost to a company of poor information management, based on lost time of 5 professionals and 5 support staff from inadequate information flow.

The computer program Production Access 3.0 was built with the normal workflow of the oil and gas operator in mind. A key objective in designing Production Access was that the information serving the needs of an entire operation should be entered one time and then immediately transported to wherever it is needed within an organization. Because the information is available to all individuals that need it, the efficiency of all departments within that company is increased significantly, allowing greater focus on production optimization, cost control and revenue enhancement activities. From project development and monitoring, to partner/investor relations and reporting, to the drilling, completion, stimulation, production, maintenance and equipping phases of a well or lease, information is warehoused in a series of integrated data files. This integrated approach to data warehousing allows the Production Access modules to capture information "centrally" and serve the numerous disciplines within a company that require the information to conduct their business.

The result is that a field office can enter daily reports from remote locations using appropriate communication technology and then company management can have immediate access to that same information in any report form desired. Similarly, the accounting department can enter an invoice billed to a particular property and then

immediately send individual partial invoices to partners. With this same keystroke effort, the engineering manager or the field superintendent can immediately see the costs incurred on that property. It is this type of investment in data warehousing that yields tremendous returns in the form of well-informed decision making at any level in an organization. The various professions are allowed common "life-cycle" asset information through client-server technology of Production Access.

The most efficient information management systems of today must figure out a way to logically distribute, in a normal workflow manner, constantly changing information in a variety of disciplines within a company.

It is not uncommon for drilling and completion records, maintenance, production, sales, costs, and revenues on every well or lease to change constantly for many different reasons. Unfortunately with most companies today, the processes for monitoring these functions are cumbersome and prone to error because of the wide variety of fragmented data sources that must be compiled to produce a successful management document. Because these sources are scattered—and not consistently updated—the information becomes stagnant to a point in time, rather than dynamic to the change in time. For companies to compete successfully in the future in the oil and gas industry, they must treat the commitment for investing in information management to be every bit as important as the investment to acquire acreage, shoot 3-D seismic or drill a well. Progressive companies will figure out a way. ●

ABOUT THE AUTHORS

■ **Thomas R. Bandy** joined Production Access in the fall of 1997 and serves as president and CEO. He has a BS in petroleum engineering from Montana Tech. After working in the industry in various petroleum engineering capacities from 1976-1982, Bandy founded and sold two energy service companies. Most recently, he was chairman of the board of ProTechnics Co., a company he founded in 1983 that was sold to Core Laboratories in December 1996.

■ **Jeffrey O. Dyk** is vice-president and chief operating officer of Production Access. He earned a BS in petroleum engineering in 1981 from Montana Tech. Dyk worked for Texas Oil & Gas, Rangeline Corp. and McCoy Petroleum from 1981 to 1994, when he formed Production Access.



# Innovative Applications Emerging For Hydraulic Jet Pumps

When smaller jet pumps are combined with coiled tubing in innovative ways, sharply lower costs of well testing and production can result.

Jet pumps have long been an accepted means for artificial lift. The basic lifting operation is illustrated by the jet pump cross section in Fig. 1. Momentum of one fluid (the power fluid) through a nozzle generates a differential pressure that draws in the produced fluid which is mixed and carried upward.

Standard well configurations use production tubing for high-pressure power fluid input, and the mixture of power fluid and produced fluid returns up the tubing/casing annulus. Now smaller jet pumps with high efficiency and longer life are resulting from recent improvements in design and metallurgy.

Units can be 0.94 in. OD and 6.64 in. long or 1.17 in. OD by 8.10 in. long. These can be installed and removed through 1 in. ID and 1 1/4 in. ID coiled tubing and can lift up to 3,000 b/d and 10,000 b/d, respectively. When combined with coiled tubing, they make possible several new and innovative applications in well test and artificial lift installations.

Jet Pumping Wells With SCSV

One new application occurs in installations where natural well flow may be achieved, an SCSV is required, or both.

The standard flow can be reversed using a crossover sub, as shown in Fig. 2, run as a pump seat. Power fluid may then be pumped down the annulus and production returned up the tubing ID and SCSV. Using a power fluid density sufficient to overcome static BHP assures safety system integrity.

In this configuration the jet pump cannot be reversed—circulated to surface and therefore is designed for

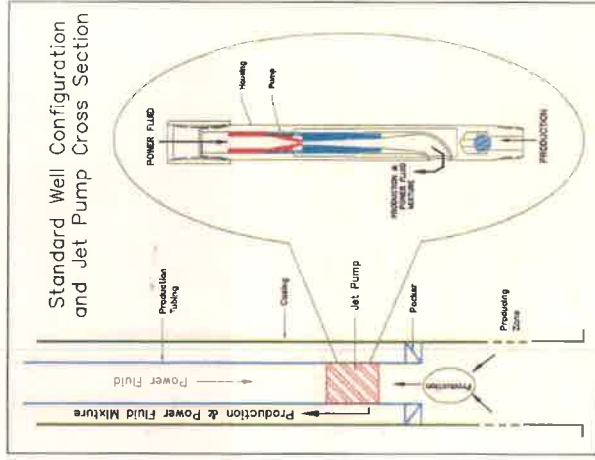



Fig. 1. Standard well configurations use production tubing for high-pressure power fluid input, and the mixture of power fluid and produced fluid returns up the tubing/casing annulus. A simplified jet pump cross section is shown.

by C.O. "Doc" Stokley, TAM International, and T. Roland Jackson, New Coleman Pump Co.





## CASING EQUIPMENT BORN FROM CEMENTING EXPERTISE

*Super Seal II™ High-Port Uplift Float Shoes provide extreme turbulent flow for excellent filter cake removal.*

*Non-Rotating (NR™) Plugs reduce drilling costs by enabling the shoe joint to be drilled out ten times faster with PDC bits.*

*Super Seal II™ Non-Rotating Float Collars prevent cement plug reactions to reduce tripart time.*

*ES™ Cementer stage tools for all needs, including HPHT, provide substantial cost savings along with great reliability.*



Halliburton. We're the only cementing people who design and build our own casing equipment. This assures you of top performance with our cementing processes and products.

Our complete arsenal of casing equipment lets us tailor total packages to your specific needs. No "one tool fits all" approaches. After using Opti-Cem™ and Centralizer Spacer software to determine run times, flow rates, differential pressures and more, we give you equipment matched to the job. The result is higher primary cementing success rates and more reliable zonal isolation.

Halliburton has an unmatched record of success in quality critical cementing — deepwater, subsalt, HP/HT, geothermal, horizontal and multilateral. In a recent independent oilfield survey, Halliburton was rated No.1 world-wide for cementing quality and reliability. Call your Halliburton representative. Get casing equipment batched from over 75 years of leadership in cementing.

The Solutions People




<http://www.halliburton.com>

# PETROSAT98

The Future of Global Oil & Gas Communications  
November 17-18, 1998 • Houstonian Hotel • Houston, TX



Sponsored by:



## Register TODAY for PETROSAT 98 and hear about these topics:

- Remote Sensing and Seismic Acquisition
- Current Satellite Systems and Services
- Satellite Linked Logging and Drilling
- The New Telephony and Messaging Constellations
- Licensing and Regulatory Issues
- New Wideband Multimedia Communications for Frontier Applications
- Corporate Systems Connectivity to Offshore and Remote Locations
- Financing the Global Communications Infrastructure

## To register:

Call: 1-888-707-5811 or +1-301-424-3338  
 Fax: +1-301-340-7136  
 Write: Petrosat 98, Attention: Susan Cuevas  
 1201 Seven Locks Road, Potomac, MD 20854 USA

For exhibit and sponsorship information call Ms. Billi Famiglietti at +1-301-340-7788, ext. 2940 or fax her at 301-340-7136.

## PETROSAT 98: An exclusive conference and exhibition that connects global petroleum industry leaders with satellite communications executives.

**PETROSAT 98:** An opportunity to learn how the oil and gas industry can increase efficiency and reduce cycle time using the new generation of satellite communications services.

**PETROSAT 98:** A must attend for any energy executive who wants to increase productivity by accessing systems that will alleviate common communication challenges of the global oil and gas business or for any satellite service provider that needs to know the requirements of this energy industry.

**Who should attend PETROSAT 98?**  
 Executives, Operations and Technical Managers, Safety Officers, and IT Professionals with Responsibilities from the Petroleum and Satellite Industries

**Register TODAY for PETROSAT 98 and visit a table top exhibit with displays featuring the latest products and services from leading suppliers of satellite communications systems and equipment.** This exhibit will give you the contacts to launch satellite communications plan using the latest technology and resources.

## Register TODAY for PETROSAT 98 and secure a discount registration fee:

Early Bird Registration Fee: \$695 per person  
 Early Bird Team Registration Fee: \$645 per person (two or more from a company)

(Early Bird registration rates are available only until August 15, 1998. After August 15, add \$50 per person.)

## WELL TESTING/PRODUCTION

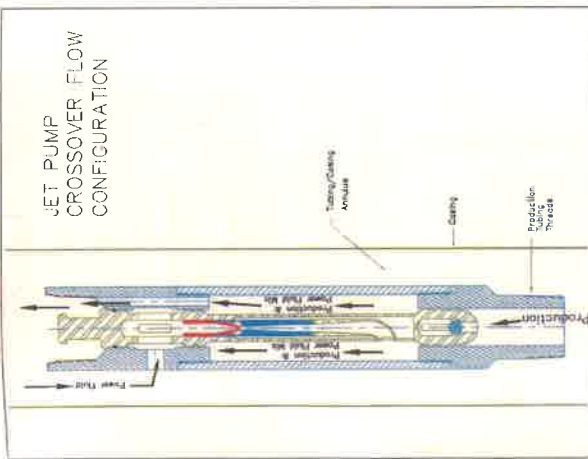
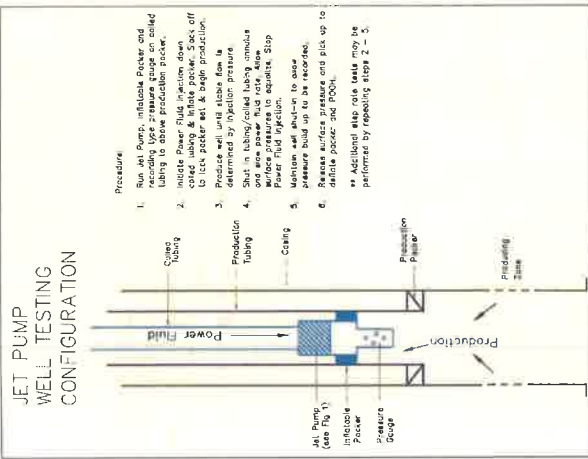


Fig. 2. The schematic is a configuration using crossover sub run as a pump seat. Power fluid is pumped down the annulus and production returned up the tubing ID and SCSSV. Sufficient power fluid density is used to overcome static BHP and assures safety system integrity.



- Procedure**
1. Run jet pump, inflatable packer and recording type pressure gauge on cased tubing to above production packer.
  2. Inject power fluid down annulus, close tubing & intake packer. Slack off to lock packer set & begin production.
  3. Produce well until static flow is determined by injection pressure.
  4. Shut in tubing/casing tubing annulus and record surface pressure. Stop power fluid injection.
  5. Continue well production to above production packer and shut well in.
  6. Repeat surface pressure and shut up to intake packer and POOH.
- \*\* Additional static tests may be performed by repeating steps 2 - 5.

Fig. 3. By adding pressure gauges below a jet pump and using a simple operating procedure, operators can achieve downhole shut-in and minimize wellbore storage effects.

to correct the pump depth spacing and optimize drawdown.

An example illustrates the efficiencies that can be gained. A New Mexico cased hole vertical well was tested in 11 individual perforated intervals in less than 24 hours. The testing was conducted using production tubing for power fluid input and a cementing pump truck for hydraulic power. Data were gathered using downhole recording pressure gauges and surface flow rate,

**TABLE 1. NEW MEXICO WELL CONFIGURATION AND MULTIZONE TESTING INFORMATION**

- Vertical well, cased hole.
- Intervals tested from 3,899 ft to 4,315 ft.
- 3/2 in. tubing inside 7 in., 23 lb/ft casing.
- Weight-set packers in a three-packer straddle configuration.
- Power fluid input at 0.9 bbl/min. to 1.16 bbl/min., 2,200 to 4,200 psi surface pressure.
- Maximum production from individual intervals of 1.2 bbl/min.
- Produced fluid to surface in 1.6 hr.
- Average test time per zone of 2 hr.

retrieval and replacement using slick line techniques.

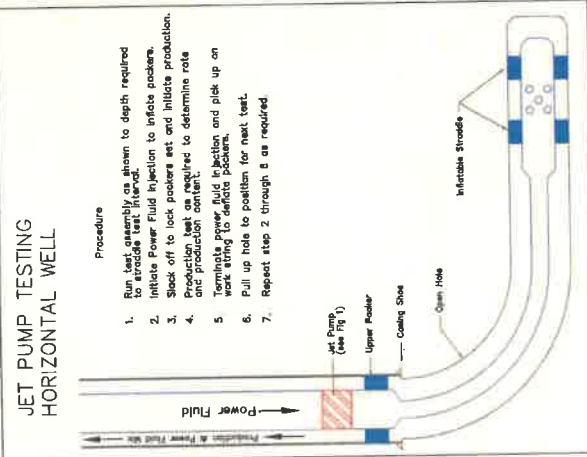
## Well Testing

By adding pressure gauges below a jet pump and using a simple operating procedure, downhole shut-in can be achieved to minimize wellbore storage effects in well test analyses. The schematic and steps for this type of test are shown in Fig. 3.

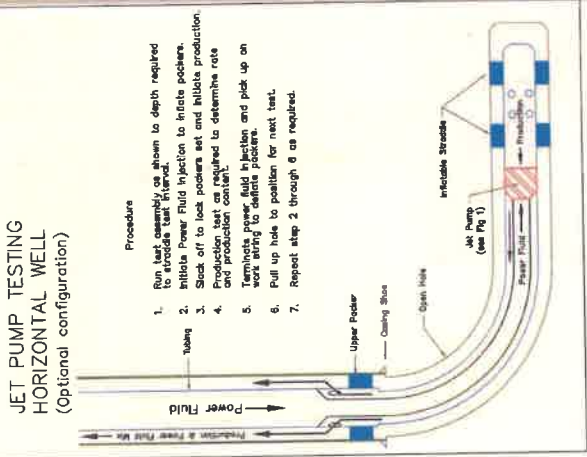
A reusable, three-packer inflatable straddle tool string can be used to perform multiple production tests during a single run into the wellbore (Fig. 4). This string can be run in cased hole or open hole and in vertical or horizontal wells. Within the limits imposed by allowable packer expansion ratios and well conditions, such tests may be performed as through-tubing operations.

In wells where completion interval length or horizontal lateral sections exceed 25% of vertical well depth, a modified straddle test tool should be run to be sure of optimum drawdown when conducting the uppermost test (Fig. 5). The simpler configuration of Fig. 4 continues to elevate pump depth as the work string is pulled to perform additional tests. This may require BHA trips

## WELL TESTING/PRODUCTION



- Procedure**
1. Run test assembly as shown to depth required to straddle test interval.
  2. Initiate Power Fluid Injection to initiate production.
  3. Slack off to lock packers set and initiate production and production orient.
  4. Production test as required to determine rate and production orient.
  5. Terminate power fluid injection and pick up on work string to initiate problem.
  6. Pull up hole to position for next test.
  7. Repeat step 2 through 6 as required.



- Procedure**
1. Run test assembly as shown to depth required to straddle test interval.
  2. Initiate Power Fluid Injection to initiate production.
  3. Slack off to lock packers set and initiate production and production orient.
  4. Production test as required to determine rate and production orient.
  5. Terminate power fluid injection and pick up on work string to initiate problem.
  6. Pull up hole to position for next test.
  7. Repeat step 2 through 6 as required.

**Fig. 4. A resettable, three-packer inflatable straddle tool string is used to perform multiple production tests during a single run into the wellbore.**

oil cut and total fluid recorders. The BHA was run and moved to the various test depths on production tubing.

Analysis of the test information identified high volume water producing intervals. A "scab" liner, using mechanical packers, was run to isolate them. Though no oil production increase resulted, water production was reduced by 6,800 b/d. The well production and average test information are shown in Table 1.

### Offshore Artificial Lift

Productivity index must be verified before installing artificial lift. Many small one- to four-well offshore platforms may be candidates for artificial lift installation. However, limited recoverable reserves may not justify the cost of artificial lift using conventional workover operations. These completions can be tested using coiled tubing and a jet pump BHA. Tests for reservoir analysis and fluid production may be run with tools as shown in Fig. 3. Downhole recording pressure gauges may be added to the BHA for improved data accuracy.

Power fluid is input through coiled tubing with production returning up the annulus. Variations in volume and pressure can be used to perform step-rate production tests. If original estimates of productivity or BHP are incorrect, the jet pump can be reverse circulated to the surface and the mixing tube size changed.

**Fig. 5. A modified straddle test tool for wells is used where completion interval length or horizontal lateral sections exceed 25% of vertical well depth. Tool is run to be sure of optimum drawdown when conducting the uppermost test.**

Analysis of the well test data then determines actual reservoir conditions. If near-wellbore damage is revealed, an acid stimulation can be performed and the well again tested to confirm removal of damage and spent acids.

After well testing and data analysis, economic analysis can be conducted to determine the true economics of installing artificial lift. Several options are available using a jet pump.

The test BHA can be left in position, coiled tubing cut and hung off in the wellhead and production established. The power fluid pump used for testing can be left in operation or the well shut in until a properly sized power unit is installed.

- Electric wireline can be used to:
  - Perforate production tubing and establish communication with the annulus
  - Install a jet pump and isolation packoff (Fig. 6).
  - Retrieve, resize and reinstall the pump.
- Where necessary for safety reasons, the jet pump packoff assembly may be run with crossover housing to redirect power fluid and production mixture up the tubing ID and SCSSV.

Preliminary tests are being conducted on three wells using a coiled-tubing-conveyed jet pump BHA. Previous

# Hart's Petroleum Engineer International

Published monthly, Hart's *Petroleum Engineer International* provides focused editorial tracking developments in drilling, production, reservoir engineering and information technology to engineers and managers worldwide. Keep abreast of news, trends and activities in your industry along with previews on technology, products and equipment and innovative ideas that will help you do your jobs effectively and efficiently. Regular in-depth articles in an easy-to-read format make *Petroleum Engineer International* the first choice for today's engineer. Truly global in scope, *Petroleum Engineer International* brings the latest trends and technology to readers worldwide.

Reserve your subscription to Hart's Petroleum Engineer International and keep ahead of the game. Simply complete and return the form below. Don't delay! Our fax line has been cleared especially for you. **Fax your order today! (713)840-8585 or mail to Hart Publications Inc., 4545 Post Oak Place, Suite 210, Houston, Texas 77027**

Yes! Start/renew my subscription to *Hart's Petroleum Engineer International*.

No. Do not start/renew a subscription in my name.

2 years (24 issues) \$97, International \$167 US funds

1 year (12 issues) \$59, International \$99 US funds

International airmail, add \$125 US per year

Check enclosed  Visa/MC # \_\_\_\_\_ e# \_\_\_\_\_  Amex # \_\_\_\_\_ exp \_\_\_\_\_

Signature \_\_\_\_\_ Date \_\_\_\_\_

Name \_\_\_\_\_ Title \_\_\_\_\_

Company \_\_\_\_\_

Address \_\_\_\_\_

City \_\_\_\_\_ State \_\_\_\_\_ Country \_\_\_\_\_ Postal Code \_\_\_\_\_

Phone \_\_\_\_\_ Fax \_\_\_\_\_ E-mail \_\_\_\_\_

To qualify for a subscription, you must answer these five questions:

1. What is your organization's main business category? (check only one)

Major integrated oil and gas company (82)

Independent oil and gas producer (81)

National state oil company (375)

Service contractor (353)

Please indicate in the box below which service(s) your company offers. (check all that apply)

Integrated services (34)

Well testing (A3)

Simulation/computer services (A4)

Exploration services (A5)

Packer (A6)

Communications (A7)

Workover (A8)

Seismic exploration (A9)

Formation evaluation (A10)

Completion services (A11)

Well servicing (A12)

Construction (A13)

Transportation (A14)

Refining/chemical services (A15)

Geophysical (C1)

Petroleum engineering (C2)

Drilling/operational drilling (C3)

Geology, paleontology, log analysis (C4)

Training, safety (C4)

Other engineering—mechanical, chemical, civil, marine, etc. (C5)

Educational institution (C6)

Government agency (C7)

Research laboratory (C8)

2. Check the one job function most applicable to you: (check one)

Engineering (indicate area of activity)

Management (1)  Drilling (3)

Evaluation (2)  Completion (4)

Civil (19)  Operations (16)

Research (9)  Training (10)

Consulting (6)  Design (11)

Geotechnical (indicate area of activity)

Geology (13)

Petrophysics (14)

Geophysics (8)

Chemical engineering/chemistry (15)

Operations (indicate area of activity)

Management (12)

Personnel (5)

Field supervision (7)

Purchasing (17)

Other (specify): (20)

3. What equipment and services do you recommend, specify, or approve? (check all that apply)

Drilling Services (A)

Wellhead/operational drilling tools (C)

Logging/Logging/Drill Pipe (D)

Cementing Equipment/Services (E)

Completion Services (F)

Completion Equipment (G)

4. Where do you operate? (check all that apply)

Fracturing/Accretion/Trailing (H)

Artificial Lift Equipment (I)

Surface Production Equipment (J)

Automation/Controls/Instruments (K)

Motors/Engines/Turbines (L)

Compressors (M)

Corrosion Mitigation (N)

Original Equipment Parts/Materials (O)

Well Servicing/Workovers (P)

Wireline Services (Q)

Enhanced Recovery Equip./Materials (R)

Computers/Software (S)

Upstream (exploration, drilling, production)

US land (4)  US offshore (5)

Non-US land (6)  Non-US offshore (7)

Downstream (pipelines, refining, distribution)

Non-US (2)

5. What dollar value of purchases/recommend, specify, or approve? (check all that apply)

none (1)

less than \$25,000 (2)

\$25,000-\$100,000 (3)

\$100,001-\$500,000 (4)

\$500,001-\$1,000,000 (5)

above \$1,000,000 (6)

Hart Publications, Inc. • 4545 Post Oak Place, Suite 210 • Houston, Texas 77027 • 713/993-9320 • 713/840-8585 fax

Important: Please detach, fold and tape to send before mailing.

TABLE 2. RESULTS OF CONTINUOUS PUMPING AT 95+% DRAWDOWN

|       | Daily production, bbl | Daily oil, bbl | Daily water, bbl |
|-------|-----------------------|----------------|------------------|
| Day 1 | 60                    | 18             | 42               |
| Day 2 | 110                   | 23             | 87               |
| Day 3 | 230                   | 92             | 138              |
| Day 4 | 168                   | 35             | 133              |
| Day 5 | 296                   | 120            | 176              |

**Removal Of Near-Wellbore Plugging**

In a remote Guatemala well, an unsuccessful acid treatment left the operator with suspected precipitates and production fines plugging the near wellbore region. Fluid entry on swab tests was less than 10 b/d.

A jet pump was positioned immediately above the perforations and operated to produce a 95% drawdown of static BHP. This was an attempt to produce the precipitates and fines. Results of several days continuous pumping are shown in Table 2. Interpretation of the test data showed that some plugging was removed from near the wellbore, but remaining severe formation damage limits daily production to less than economical. A small hydraulic fracture treatment is being considered to extend radially beyond the plugging and formation damage. This same technique can be used to produce a high, localized drawdown across slotted liners to remove drilling mud plugging.

These examples show that combining jet pumps with other proved completion components in innovative designs can yield improvements in test data quality, production rates, and installation and operating costs. ●

**ABOUT THE AUTHORS**

■ **C.O. "Doc" Stokley** is vice president and technical director of TAM International in Houston. He began his career with Schlumberger in 1965 after receiving an electrical engineering degree from Tennessee Tech. He worked at Exxon, Exxon Production Research, Camco and consulted until joining TAM International in 1982. He is a member of SPE and a registered professional engineer in Louisiana and Texas. He can be reached via e-mail at [tam@accesscom.net](mailto:tam@accesscom.net).

■ **T. Roland Jackson** is president of the New Coleman Pump Co. He has extended representation for the Coleman Hydraulic Jet Pump to Mexico, Brazil, Argentina, Bolivia, Chile, the Middle East and Indonesia. Jackson has extensive experience in drilling, production and construction, including the first multiwell offshore turnkey drilling contract and the management of construction of several offshore drilling units. He holds a BS from Rice University.

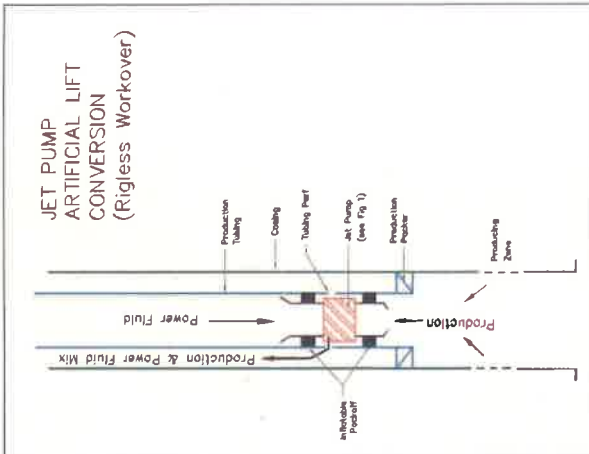


Fig. 6. The well completion option shows jet pump and isolation packoff installed by wireline.

BEA and PI data will be verified. Wells will then be converted to artificial lift with a jet pump isolation packoff assembly. Once production is established and stable for 2 months, more conversions are planned.

**Increasing Production And Decreasing Operating Costs**

In southern Argentina, wear from a sand-laden production stream was forcing operators to pull and repair hydraulic-powered reciprocating pumps at intervals averaging less than 3 months with about 35% of pulling operations requiring fishing.

In this environment a jet pump assembly has the potential to increase production and reduce costs. One well was selected for demonstration. With hydraulic fluid input of 250 b/d at 3,000 psi, the well was producing 112 b/d of 20° API crude with a 10% water cut. This is 9.7 bbl of fluid per hydraulic hp.

A jet pump was installed on 1 1/2 in. OD coiled tubing. With power fluid input of 550 b/d at 2,700 psi, the pump delivered 337 b/d of oil with a 12% water cut, 14.8 bbl of fluid per hydraulic hp. Power input requirements were twice that of the reciprocating pump, but the 3:1 increase in oil production more than offset power cost, yielding a reduction of 52% in power requirements per bbl of oil. A jet pump system has been in operation for more than 9 months without pulling

NO POSTAGE  
NECESSARY  
IF MAILED  
IN THE  
UNITED STATES

**BUSINESS REPLY MAIL**  
FIRST-CLASS MAIL PERMIT NO. 8822 HOUSTON TX

POSTAGE WILL BE PAID BY ADDRESSEE

HART PUBLICATIONS INC  
4545 POST OAK PL STE 210  
HOUSTON TX 77027-0108





# Permeability Profiles—Key To Reservoir Management

The ability to determine formation flow characteristics from well logs has long been sought after. Today's new technology provides encouraging answers that yield permeability profiling as the key to reservoir management.

Three-dimensional seismic data being collected routinely today offer those responsible for reservoir management a detailed picture of the configuration of the subsurface. Often, the porosity of reservoir rocks can also be deduced. However, knowing porosity exists, i.e., that there is pore space and vugs for storage of hydrocarbons, is important but valueless if hydrocarbons cannot be made to flow into wells. Permeability is the quantity that measures flow capability. A permeability profile is the key to reservoir management (Table 1).

Table 2 lists the methods available for measuring permeability. Accurate values can be obtained from cores taken during drilling; however, cutting cores is expensive and cores taken to the surface may be damaged or not representative of the reservoir rock of interest. Rotary coring can provide limited permeability data but, generally, insufficient data are available to develop a permeability profile. Here, the concern is with measuring permeability with instruments placed in a well or used for logging a well. We shall discuss permeability-measuring methods available from Western Atlas Logging Services (WALS). Together, they make it possible to obtain continuous permeability in any well without coring or extensive well testing.

## Wireline Permeability Profiles

There are three direct approaches to permeability determination from wireline logs: Magnetic Resonance Imaging Log (MRIL) nuclear magnetic resonance (NMR)-derived permeabilities, multipole array acoustic (MACSM) Stoneley wave permeabilities, and reservoir characterization instrument (RCISM) pressure transient-based permeabilities.

The oldest of the wireline methods for determining permeability, that of measuring the rate of pressure decay followed by the pressure buildup, now involves new tools and new interpretation techniques. The link of the RCI service permeability, which follows directly from Darcy's law, is more direct than that of the MRIL, NMR-derived and MACSM-based Stoneley wave methods. Although RCI pressure vs. time data provide only a limited number of permeabilities, they are ideally suited to calibrate or verify permeability profiles obtained from the MRIL and MAC services. Before giving details of the RCI, we will summarize the less familiar MRIL and Stoneley wave techniques.

Undoubtedly the most significant advance in formation evaluation of the 1990s has been the introduction of reliable, laboratory-quality downhole NMR technology. The MRIL NMR-logging system is based on the unique gradient field technology introduced by the NUMAR Corp. The gra-

TABLE 1. APPLICATIONS OF PERMEABILITY PROFILES

| Issues                                      | Information  |
|---|--|
| Average production rate                     | kH, PI   |
| Injection/productivity index                | PI   |
| Recovery efficiency                         | Permeability variation<br>Lorenz coefficient, Dykstra-Parsons coefficient<br>$k_f/k_h$ |
| Vertical communication                      | Perforation placement/flow profile modification  |
| Production optimization—completion strategy | Manage sweep efficiency  |
| Production optimization—waterflood strategy |  |

by D. Georgi, E. Kasap, X. Tang and A. Cheng, Western Atlas Logging Services

and the interpretation of the data does not follow from Darcy's Law. NMR permeabilities are inferred from the decay of the echo amplitudes recorded at each depth. The echo amplitudes start at a maximum, the NMR porosity, and then monotonically decrease with time. Generally, the rate of decay of the echo amplitudes is a measure of the pore space's surface-to-volume ratio. However, the interpretation of the NMR echo decay may be complicated by multiphase saturation effects. Small pores have a large surface-to-volume ratio, while large pores have a small surface-to-volume ratio. By decomposing the recorded echo train into a number of underlying exponential decaying terms, the relative proportion of small and large pores can be determined. The NMR pore-size distribution data are the key to determining irreducible water saturation, movable fluid saturation, and permeability. Generally, rocks with only large pores and small surface-to-volume ratios are very permeable, while rocks with mixed pore sizes are less permeable, and rocks with extremely small pores and high irreducible water saturations are tight.

It is easy to appreciate the value of NMR data for permeability determination. The key ingredients in computing permeability from thin sections are porosity, pore size, and pore connectivity. Conventional porosity logs provide only one of these three ingredients. NMR  $T_2$  distributions provide a measure of the pore size. ( $T_2$  is explained in the MRIL section of this article.) Thus, NMR permeability estimates are generally superior to permeabilities based on simple porosity-permeability correlations. However, if there is not a good correlation between pore size and pore connectivity, it is difficult to compute reliable permeabilities solely from NMR porosity and  $T_2$  distributions. Fortunately, there is often a good correlation between connectivity, pore size, and porosity. Hence, especially in clastics, NMR-based porosity

TABLE 2. METHODS FOR MEASURING PERMEABILITY

|  |
|--|
| Well and drillstem tests                 |
| Wireline formation testers (RCI and FMT) |
| Conventional cores                       |
| Whole core                               |
| Core plugs                               |
| Probe permeameters                       |
| Sidewall cores (rotary - RCOR)           |
| Wireline logs                            |
| NMR (MRIL)                               |
| Stoneley waves (MAC and MAC II)          |

gradient field offers significant advantages over conventional homogeneous-field tools and permits both rapid and flexible NMR data acquisition. When the MRIL service is run in combination with conventional porosity and induction tools, formerly difficult formation evaluation problems are easily solved. Furthermore, MRIL data can be combined with MAC and RCI information to provide cost-effective calibrated permeability data.

Several of the MRIL outputs are relevant to the determination of productivity. The MRIL tool provides mineralogy-independent porosity. Recently introduced hardware and software permit complete characterization of the pore space. It is now possible to determine directly the volume of clay-bound water, the effective porosity, and the porosity available to moveable fluids. This capability has proven extremely beneficial, not only in the evaluation of low-resistivity formations that are easily overlooked when only conventional log data are evaluated, but also in the determination of flow capacity.

The MRIL tool does not directly measure permeability

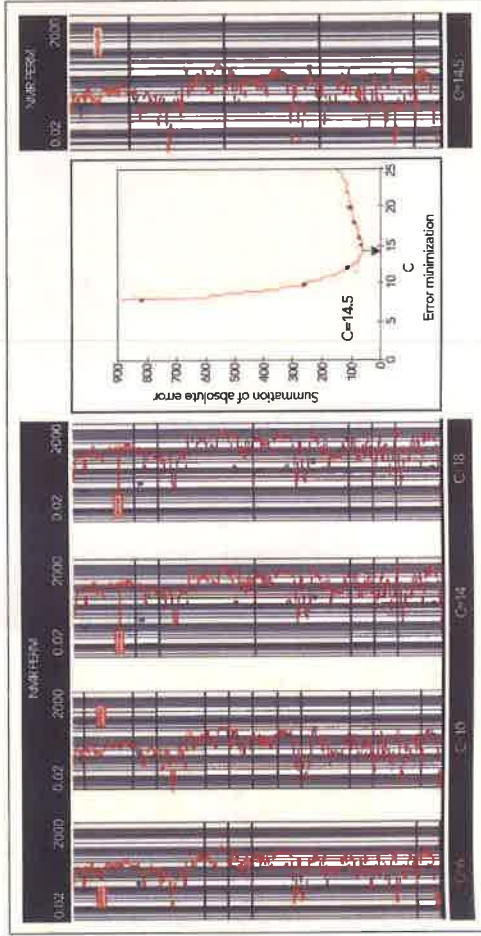


Fig. 1. RCI permeabilities and permeability profiles for different values of C—Permeability is indicated by yellow ellipses.

# Industry information at your fingertips

## with Ernst & Young's EnergySmart Database



Now Ernst & Young's comprehensive management and analysis data is available in a handy desktop reference book. Over 150 detailed company profiles and in-depth, global analysis and statistics make this new publication an essential energy industry resource to have at your side.

Upstream and downstream marketing and refining information are easily accessible in this unique compilation of financial and operating information.

#### Corporate Data & Analysis

- Return on Capital Employed
- Shareholder Return
- Leverage Ratios
- Efficiency Ratios

#### Upstream Company E&P Data

- Operating Margins
- Reserve Replacement
- Investment Ratios
- Reserve Finding Costs

#### Downstream Company Market & Refinery Data

- Number of Refineries
- Total Distillation Data
- Crude Runs
- Gasoline Production

The EnergySmart Databook is designed to provide you with the most frequently needed, critical facts about the energy industry — fast and accurate — at your desk or wherever you need energy information. The Databook is based on selected data contained in Ernst & Young's electronic EnergySmart '98 database, the industry's most accurate, reliable and comprehensive management and analysis tool. And it's published by *Hart's Oil and Gas Investor*, the energy industry's leading financial publication.

The EnergySmart Databook is available for \$695. To order, please call Stuart Bonner at Hart Publications, 713-993-9325 Ext. 154. For more information about EnergySmart '98 electronic database, please call Janice Crawford at Ernst & Young, 713-750-8240.

**ERNST & YOUNG LLP** Oil and Gas Investor

Circle 124

## RESERVOIR MANAGEMENT

determining permeability and permeability profiles. As with the formation test permeabilities, the derived permeabilities are related to fluid movements and pressure perturbations and can be derived from first principles. Early theoretical work<sup>3,4</sup> established the connection between permeability and Stoneley wave attenuation and velocity. Both laboratory<sup>4</sup> and field observations<sup>5</sup> demonstrated the connection between formation permeability and Stoneley wave properties. Unfortunately, other factors contribute significantly to the Stoneley wave velocity and attenuation and must be fully accounted for if permeability is to be estimated from these logs. Meaningful inversion of measured Stoneley wave properties required the development of simplified theories<sup>6,7</sup> and fast computational methods.<sup>8</sup> The inversion process accounts rigorously for purely elastic effects and borehole diameter changes and it simultaneously forward-models both the velocity and attenuation of the Stoneley wave.

In Fig. 2, both Stoneley wave and MRIL permeabilities are shown. There is good correlation in the permeability profiles; however, an order of magnitude difference in the permeability values exists. The MRIL permeabilities were computed with the Coates equation and the constant C (equal to 10) was not adjusted and no effort was made to adjust the Stoneley wave permeabilities (transmissibilities) by varying the assumed formation fluid parameters (density, viscosity, and acoustic velocity).

By combining the RCI, NMR, and Stoneley wave permeabilities, it is possible to obtain calibrated permeabilities and separate contributions to permeability arising from the matrix and fractures.

### Permeability From Wireline Formation Test Pressure Transient Data

Since the introduction of wireline formation testers, service companies and clients have attempted to infer permeability from the behavior of the pressure-transient data. Originally, these tools were designed to obtain formation fluid samples and measure formation pressure,  $P^*$ . Tools were not optimized for permeability determinations. In permeable formations, the buildup occurs so quickly that no meaningful transient data can be collected, while in very tight formations, pressure buildups are small and often dominated by wellbore, temperature, and storage effects. Tools designed with permeability determination as a goal provide high-quality data that can be interpreted for permeability.

The RCI tool is an example of an advanced generation formation test tool available to the industry. It uses pumps that obtain high quality samples and allow repeat pressure transient measurements without resetting the probe, permitting the direct verification of the pressure transient data. The RCI tool also monitors pump piston movement, information that is required to compute a more precise flow rate for permeability calculations.

Conventional interpretation techniques, which were borrowed from conventional well testing for wireline formation pressure transient analysis (Figs. 3 and 4), are inappropriate. It seemed natural to borrow interpretation technology from the well test arena, given the vast body of

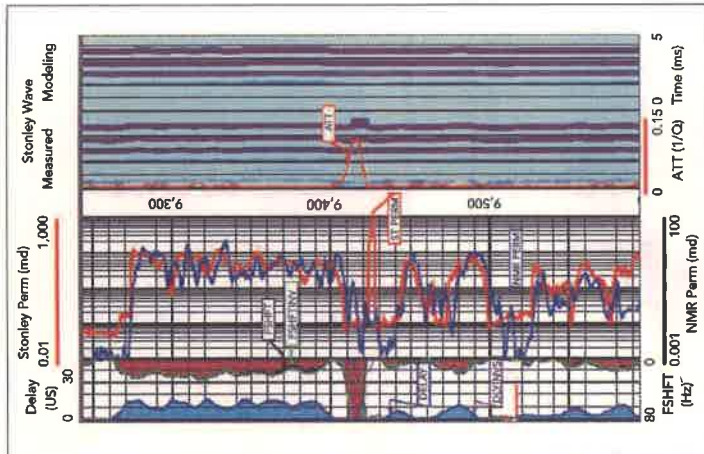


Fig. 2. Permeability profiles from MAC and MRIL.—Note that the permeability scales for the MAC and MRIL differ. No attempt was made to normalize the two data sets.

permeability estimates are reliable.

The Coates equation, given and explained later in the MRIL section of this article, has been used successfully to compute permeability from MRIL data for many formations. The constant, C, in the Coates equation may be formation specific. When core (conventional or rotary sidewall) data are available, it is a relatively straightforward procedure to adjust C to obtain a match of the NMR and core permeabilities. However, core data are often not available and other means of calibrating the NMR-based permeabilities are required. Pressure-transient permeabilities, derived from either RCI or formation test data (see later section), provide a means for determining the value of the constant C. This source of permeability calibration data is particularly attractive as it is an effective, in-situ permeability fundamentally linked to the Darcy equation.<sup>1</sup> Shown in Fig. 1 are the RCI permeabilities and the permeability profiles computed with different values of C for a North Sea well. Also shown is a plot depicting the error minimization procedure used to determine the optimum value for C.

The analysis of Stoneley wave logs is another means for

RESERVOIR MANAGEMENT

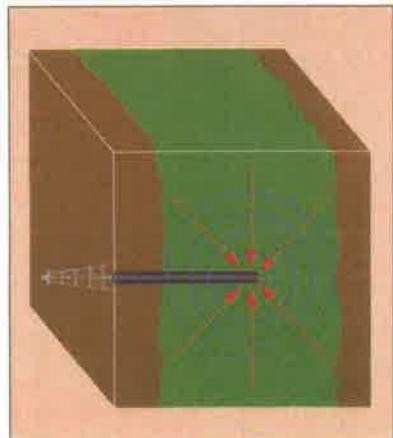


Fig. 3. Spherical-flow analysis assumes fluid flow between two herical surfaces.

knowledge available for well test interpretation. However, essure-transient technology available for core analysis<sup>9</sup> is ore appropriate for downhole formation test interpreta- on than are conventional well test methods. In coopera-

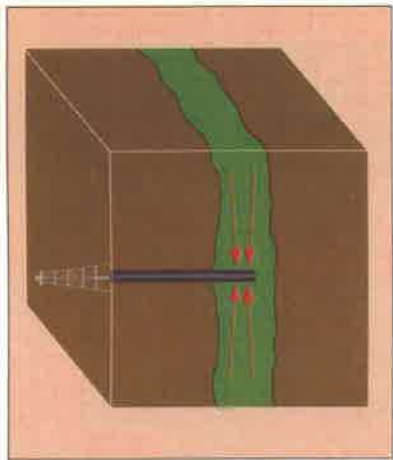


Fig. 4. Cylindrical flow analysis assumes fluid flow between two flat bounding surfaces.

tion with the University of Tulsa and the Oklahoma Center for Advancement of Science and Technology, WALS developed a new, modified hemispherical flow analysis technique.

RESERVOIR MANAGEMENT



Fig. 5. Flow restricted by a probe on a wellbore is created in semihemispherical domain.

Drawdown and buildup analysis have generally been treated as separate tests. In fact, many reasons have been proposed to explain the differences between the results of the drawdown and buildup analysis. Modified hemispheri-

cal-flow analysis can be extended by following standard material balance considerations to apply to both the drawdown and buildup tests (Fig. 5).<sup>10</sup> From the combined drawdown and buildup, Formation Rate Analysis (FRA) permeability, or, to be more precise,  $k/h$  (e.g., mobility), original pressure  $P_o$ , and system compressibility are calculated. FRA combines the drawdown and buildup data into a single plot where both the drawdown and buildup periods are well represented by straight lines with identical slopes.

FRA follows from the considerations of the fluid flowing into the tool and the change in internal volume of the tool. With FRA, it is not necessary to determine the onset of a particular flow regime. The analysis can be applied to the drawdown and buildup analysis and generally fits the entire observed pressure range. In Fig. 6, pressure vs. the formation rate for a repeat KCI pressure test is shown. The entire test, from a minimum drawdown pressure of 3,750 psi to the maximum buildup pressure of 4,633 psi, is well characterized by a single straight line. The same data are plotted vs. the cylindrical time function in Fig. 7 and the spherical time function in Fig. 8. Only 2 psi of the observed pressure data fit the predicted straight-line relationship of the cylindrical and spherical-flow analysis, clearly demonstrating the inappropriate application of cylindrical and spherical flow analysis to wireline formation test data.



Hart's Petroleum Engineer International

JUNE 1998

*"Our vision of the most flexible and integrated data environment is realized with Landmark."*

Aita Holgersen and Statoil's team required a robust, flexible, worldwide solution for the management of subsurface data. With a shared commitment to common E&P data industry standards, they realized that Landmark Graphics' open environment was the solution to disconnected and hard-to-find data.

Based on Statoil's distinct business goals, they chose the industry's most scalable and open information management platform based on OpenWorks\*. They can leverage existing data today, while building a scalable system for the future that

addresses their needs from project to enterprise level.

Landmark can also help your company achieve a powerful and scalable solution tailored to your specific business drivers. We'll align your people, processes, and technology to create a dynamic information environment that supports E&P needs at the local, regional, and enterprise levels. As a result, you'll bring together the collective expertise of your E&P teams to make more accurate, rapid judgments.

For open integrated information management solutions, make Landmark part of your thought process.

Aita Holgersen, Designated Manager, Exploration and Petroleum Technology, Information Technology, Statoil.

CALL US AT 1-800-881-9887  
TO LEARN ABOUT LANDMARK'S  
INFORMATION MANAGEMENT  
SOLUTIONS.



Visit us at: [www.lgc.com](http://www.lgc.com)

©1998 Landmark Graphics Corporation. All rights reserved. Landmark and OpenWorks are registered trademarks of Landmark Graphics Corporation.

Circle 123

Hart's Petroleum Engineer International

JUNE 1998

**Permeability From NMR Relaxation Data**  
 The NMR signal amplitude is proportional to the hydrogen proton density. Most hydrogen in reservoir rocks is associated with oil, gas, and water. The hydrogen that may be part of the rock matrix relaxes so quickly that it is invisible to wireline NMR tools. Therefore, the NMR signal, when properly calibrated, is proportional to porosity.

Only a few years after the laboratory verification of the nuclear magnetic resonance phenomenon, oil industry researchers realized the potential usefulness of NMR measurements for formation evaluation. Early tools relied on the earth's magnetic field to align the hydrogen protons. Because of electronic limitations, it was not possible to collect data at acquisition times of less than 25 milliseconds (ms). The accepted interpretation methodology called for the data to be projected to time zero. Amplitude, scaled in porosity units, was dubbed the free fluid index, based on a good correlation between laboratory-determined irreducible water saturations<sup>1</sup> and laboratory work<sup>2,13</sup> that demonstrated the potential for inferring permeability from relaxation data.

Modern NMR tools utilize a Carr-Purcell-Meiboom-Gill pulse sequence to collect a time series of echoes (Fig. 9). The rate of decay of the echo amplitudes is a measure of the pore space's surface-to-volume ratio. Small pores have a large surface-to-volume ratio, while large pores have a small surface-to-volume ratio. Typically, pores in real reservoir rocks vary in size; hence, the NMR echo signal is the superposition of decay rates associated with the different size pores. By decomposing the recorded echo amplitude data into a number of underlying exponentially decaying terms, the relative proportion of large and small pores is established. This pore-size distribution is the key to determining irreducible water saturation, moveable fluid saturation, and permeability.

There are two commonly used approaches for computing permeability from NMR data. Both approaches ultimately depend on the  $T_2$  distributions. In NMR experiments, it is important to differentiate between spin-lattice and spin-spin relaxation ( $T_1$  and  $T_2$ , respectively). However, for this discussion it suffices to note that  $T_1$  is always greater than  $T_2$  and that experimentally, it has been found that the ratio of  $T_1$  to  $T_2$  at 2 MHz is  $1.65 \pm 0.2$ .<sup>14</sup> For the purposes of this paper, we will not differentiate between the two relaxation mechanisms.

One approach builds on the observation that rocks with high irreducible water saturations generally have low permeability. The Coates equation uses the ratio of the moveable to bound fluid saturation and the porosity, where the  $T_2$  distributions,

$$(1) \quad k[md] = \left(\frac{\phi}{C}\right)^4 \left(\frac{MBVM}{MBVI}\right)^2$$

Here,  $k$  is permeability in millidarcies,  $\phi$  is the porosity in percent, and MBVM and MBVI are the MKII bulk volume moveable and bulk volume irreducible fluids, respectively. The constant  $C$  is often taken to be 10, which works well in the Gulf Coast, but is formation specific and may need to be

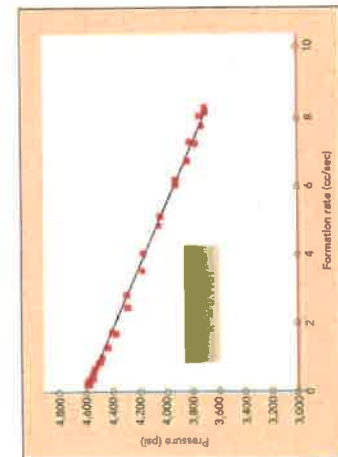


Fig. 6—Pressure from an RCI repeat test vs. formation rate and the best fit straight line—Both drawdown and buildup data are used to compute the mobility, 13.46 md/cp, from the best fit straight line.

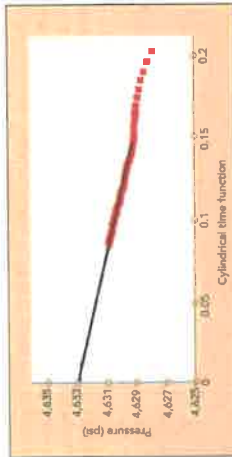


Fig. 7—Pressure vs. cylindrical time for same data plotted in Fig. 6—Only 2 psi of the buildup data can be fit with a straight line and the resulting mobility, 23.6 md/cp, is unreliable.




Fig. 8—Pressure versus cylindrical time for same data plotted in Fig. 6—Only 2 psi of the buildup data can be fit with a straight line and the estimated  $P^*$  and mobility are unreliable.

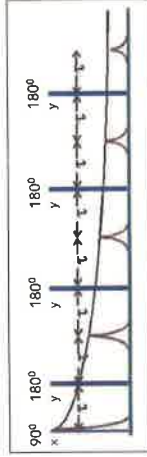


Fig. 9—The schematic is of Carr-Purcell-Meiboom-Gill pulse-echo sequence.

equation also follows from dimensional analysis, which might explain why others have estimated permeability using the previous equations with different exponents of porosity.<sup>14,15</sup> Kenyon<sup>15</sup> found predicted permeabilities to be slightly better when porosity was raised to the fourth power. They argued that this might be attributable to the difference between the pore-throat and pore-body radius. However, generally in clastics, the pore throat, pore body, and grain size are all linearly related. Therefore, it is more reasonable to assume that an independent parameter  $\Gamma$  exists, which is the ratio of the pore-throat to pore-body radius, raised to the same power as the relaxation rate,

$$(3) \quad k \propto \phi^2 \Gamma^2 T^2$$

The constants  $\rho$ ,  $\Gamma$ , and other factors, including the shape factor,  $F_S$ , cannot easily be determined independently and are best lumped and treated as a single formation-specific constant—a constant that needs to be determined from some other measurement or core analysis.

**Permeability From Acoustic Log Data**

Full-waveform acoustic logging tools measure formation velocities by transmitting and receiving pressure pulses. The MAC tools (MAC and XMAC<sup>SM</sup> [Cross-Multipole Array Acoustilog]) provide measurements of both the body-wave compressional and shear velocities and the guided Stoneley waves. Stoneley waves are propagated along the borehole interface. The MAC tools, which carry both compressional and shear-wave sources, were especially designed to preferentially excite low-frequency acoustic waves. From the decay or attenuation of the low-frequency pressure pulses, it is possible to estimate the permeability. Compressional and shear wave velocities and attenuation data are obtained from the conventional full-waveform and dipole data. (A dipole source or receiver preferentially emits or receives in two opposite directions. The MAC tool has both conventional and dipole sources and receivers.) The Stoneley (or tube) wave is ideally suited for permeability estimation. Early work by Rosenbaum<sup>3</sup>, based on the original work by Biot<sup>4</sup>, recognized the potential to extract permeability from acoustic data. However, that work discouraged many workers because it focused on frequencies common at that time in acoustic logging tools (20 kHz) and assumed mud cakes to be rigid and impermeable. Under those assumptions, the effects of permeability on the acoustic wave data are exceedingly small and would not be detectable.

In 1984, Mobil published the first convincing examples of permeability derived from Stoneley wave data<sup>5</sup> (Fig. 10). Mobil was successful because its tool was able to generate and respond to extremely low-frequency (1-2 kHz) Stoneley waves. At such low frequencies, it was easier to measure the amplitude and velocity of the Stoneley waves. Also, the permeability effects on the amplitude attenuation and velocity are much greater than at high frequencies. Further, Mobil's data indicated that the mud cake had a minimal impact on the Stoneley wave properties.

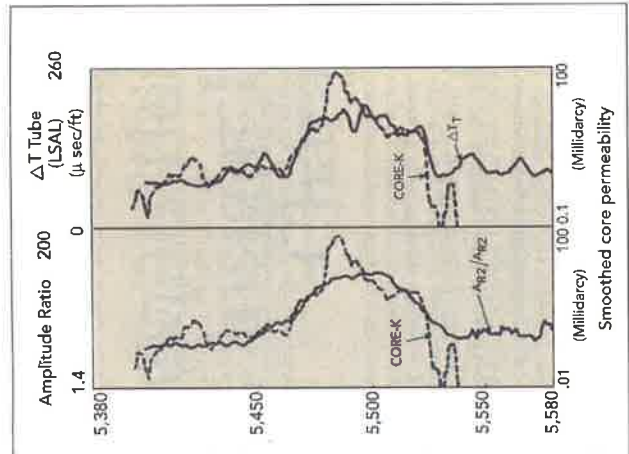


Fig. 10—Comparison of core permeability and Stoneley wave slowness and amplitude ratio data.<sup>5</sup>

adjusted to obtain a good match to core permeability. In addition to the scaling constant  $C$ , the Coates equation relies on the separation of the moveable and irreducible fluids. Generally, the separation is affected by choosing a  $T_2$  cutoff value. It is assumed that the water in pores with  $T_2$  values less than the  $T_2$  cutoff value cannot be produced and is irreducible, while the fluids in pores with  $T_2$  values greater than the  $T_2$  cutoff value are moveable.

The other approach can be derived from dimensional analysis or from the Kozeny-Carman equation.  $T_2$  distributions are derived from the echo data and can be related to the surface-to-volume ratio, which can be further interpreted as pore-size distributions.

The Kozeny-Carman equation can be rewritten in terms of the NMR relaxation time,

$$(2) \quad k = \frac{1}{8} \phi \frac{(\rho F T_2)^2}{\tau^2}$$

$$k \propto \phi^2 T^2$$

where  $\rho$  is related to relaxation processes occurring at the pore surface,  $F_S$  is a constant relating to characteristic length of a pore to the surface-to-volume ratio, and  $t$  is a dimensionless measure of tortuosity.

This is the same result that was obtained and verified by Seever's<sup>11</sup> for water-saturated quartz powders. The same



dispersion are approximately controlled by the following parameter combination:

$$(4) \frac{k}{\mu \nu_s (P_s)^{\nu^2}}$$

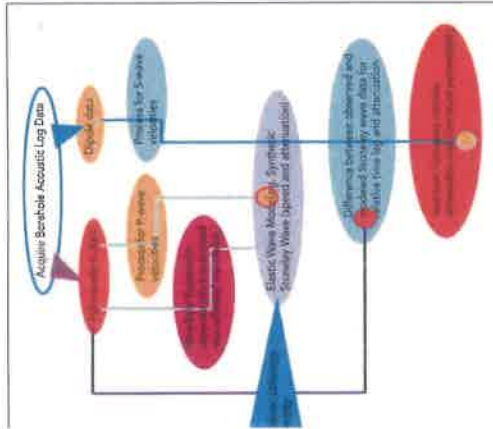
where  $\mu$ ,  $P_s$ , and  $\nu$  are the pore fluid viscosity, density, and velocity, respectively. Other relevant parameters can be obtained from log data (Fig. 11). However, the pore fluid parameters may be difficult to estimate, given the unknown saturation states in the sensitive volume (e.g., connate water, hydrocarbons, and invaded drilling fluids). The effects of these pore fluid parameters can be accounted for by calibrating the Stoneley wave-derived permeabilities with those from other measurements.

**Summary**

New tools and interpretation techniques now make it possible for reservoir geologists and engineers to describe and manage reservoirs better. With the widespread availability of these tools, it is now possible to obtain continuous permeability profiles on any well without coring or extensive well testing. The continuous permeability profiles obtained from wireline logs are ideally suited for reservoir description and reservoir management. Permeability profiles allow geologists and reservoir engineers to quantify heterogeneity and tailor completions to maximize recovery rate and efficiency. ●

**References**

1. Kaso, Alunbay, and Georgi: Flow units from integrated WFT and NMR data, 4th International Conference Proceedings (1997).
2. Biot: "Mechanics of deformation and acoustic wave propagation in porous media," *Journal of Applied Physics* (1962).
3. Rosenbaum: "Synthetic microseismograms: Logging in porous formations," *Geophysicists* (1974).
4. Winkler, Liu, and Johnson: "Permeability and borehole Stoneley waves: comparison between experiment and theory," *Geophysics* (1989).
5. Williams, Zemanek, Arango, Denis, and Caldwell: "The long space acoustic logging tool," 25th Annual Log Symposium (1989).
6. Yang, Cheng, and Tolocz: "Dynamic permeability and borehole Stoneley waves: A simplified Biot-Kozeny-Carman model," *Journal of Acoustical Society of America* (1991).
7. Teng and Cheng: "Effects of a logging tool on the Stoneley waves in elastic and porous boreholes," *The Log Analyst* (Sept-Oct, 1993).
8. Teng and Cheng: "Fast inversion of formation permeability from Stoneley wave logs using a simplified Biot-Kozeny-Carman model," *Geophysicists* (1996).
9. Teng, Cheng, and Tolocz: "A new method for accurate interpretation," *Society of Petroleum Engineers*, Paper No. 24757 (1992).
10. Yang, Huang, Shue, George: "Rigorous and simple graphical solution for wellbore formation tests: Combined drawdown and buildup analysis," *SPE Annual Technical Conference Proceedings* (1994).
11. Seawers: "A nuclear magnetic method for determining the permeability of sandstones," *SPWLA 6th Annual Logging Symposium* (1946).
12. Timur: "Effective porosity and permeability of sandstones investigated through nuclear magnetic resonance principles," *SPWLA 9th Annual Log Symposium* (1948).
13. Timur: "Pulsed nuclear magnetic studies of porosity, movable fluid, and permeability of sandstones," *American Institute of Min. Eng.* (1969).
14. Kleinberg, Farooqui, and Horfield: "T1/T2 ratio and frequency dependence of NMR relaxation in porous sedimentary rocks," *Colloid and Interface Science* (1993).
15. Kenyon, Day, Straley and Williamson: "Compact and constant representation of rock NMR data for permeability estimation," *SPE Annual Technical Conference* (1996).
16. Izadi, Cheng and Teng: "Modeling of low-frequency Stoneley wave propagation in an irregular borehole," *Geophysics* (1997).



11. Acoustic data processing for permeability.

The Mobil data renewed interest in estimating permeability from Stoneley wave measurements. The Massachusetts Institute of Technology (MIT) Borehole Acoustic and Logging Consortium became one of the most active research groups in this area. During the next 10 years, the MIT consortium significantly advanced the industry's understanding of the low-frequency Stoneley wave and developed sophisticated numerical methods that allowed both rapid and accurate forward modeling.

Forward modeling allows for the separation of the dominant elastic and borehole geometrical effects from secondary dynamic permeability effects. It is crucial to include borehole rugosity and the layer-to-layer changes in elastic properties in order to accurately model the attenuation (velocity) of the Stoneley wave.<sup>16</sup> Once these changes are outlined for, the data must be separated into downgoing (upgoing reflected waves to account for changes in wave amplitude associated with interference effects of the reflected and transmitted waves. Wavefield separation and forward modeling make it possible to account for the dispersion (change in wave speed) and attenuation (change in wave amplitude) that are unrelated to the formation permeability.

The final step in estimating permeability from the Stoneley wave data is to account for intrinsic attenuation associated with formation and borehole fluids. These effects also impact the Stoneley wave amplitude attenuation and velocity dispersion. Because the intrinsic attenuation has a different effect on the wave propagation than the permeability, it is possible to estimate simultaneously the formation permeability and the intrinsic attenuation.

The permeability-related Stoneley wave attenuation and



# Multicomponent Seismic Acquisition Brings A New Insight Into Reservoir Characterization

Amoco's recent decision to carry out a 100-km<sup>2</sup>, four-component (4C) survey in its North Sea Valhall field represents a landmark for the seismic industry. Contractor Geco-Prakla said that the project is the biggest to date and will be the toughest test yet of the economic impact of offshore multicomponent acquisition. *Petroleum Engineer International* interviewed Dr. Olav Holberg, head of Geco-Prakla Reservoir Characterization and Monitoring, to find out how he views the future of this new technology.



Fig. 1. The map of the North Sea shows the Valhall field and other Geco-Prakla 4C projects carried out since 1996.

Olav Holberg is excited when he talks about the potential of 4C seismic technology. He thinks that the technique will help to bring seismic data to the fore in all key management decisions, from exploration right through to integrated reservoir optimization. "The technology is still in its infancy, but I believe it will have as big an impact as the move from 2-D to 3-D seismic acquisition in the 1980s," he said.

Experience accumulated from 26 4C acquisition projects in the North Sea over the past 2 years (Fig. 1) has already convinced Holberg and his team of the value of opting for seismically driven reservoir characterization using multicomponent data. "Multicomponent acquisition has great potential—both by itself and as an important element in 3-D time-lapse monitoring," he said.

"In essence, 4C seismic is providing a new way of looking at reservoirs," Holberg explained. "Shear wave data allow us to determine reservoir characteristics and features that were impossible to decipher using conventional compressional (P) wave data analysis only."

Table 1 shows the range of objectives behind the 26 multicomponent surveys Geco-Prakla has carried out in the North Sea. The technology has proven to be particularly applicable in fields where the reservoir is obscured by gas chimneys. The results also look positive for imaging low-impedance contrast reservoirs that are not clearly visible on conventional data. Such reservoirs display a very small contrast in acoustic impedance between the reservoirs and the caprock, but can have large contrasts in Vp/Vs ratio and Poisson's ratio (Fig. 2). Because con-

by Garry Charnock, TeS, Chester, UK

**TABLE 1. THE OBJECTIVES OF GECO-PRAKLA'S MULTI-COMPONENT SURVEYS IN THE NORTH SEA SINCE 1996 (SOME SURVEYS HAD MORE THAN ONE OBJECTIVE).**

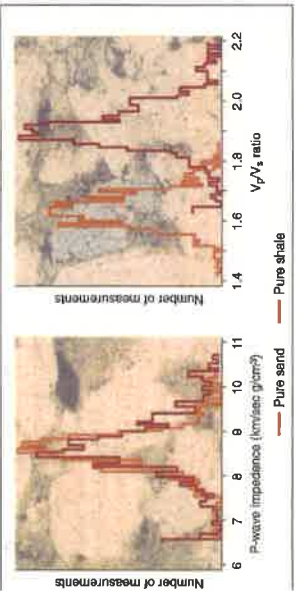
| No. of projects | Objective                             |
|-----------------|---------------------------------------|
| 7               | See through gas invaded zones         |
| 3               | Image beneath multiple gas reservoirs |
| 5               | Discriminate between sand and shale   |
| 4               | Map low-impedance-contrast reservoirs |
| 4               | Quantify P-P anomalies                |
| 3               | Map saturation between wells          |
| 2               | Map the OWC                           |
| 1               | Sub-salt investigations               |
| 1               | Sub-basalt investigations             |

ditional P-wave data are predominantly sensitive to changes in acoustic impedance, whereas converted S-wave (S-wave) data are more sensitive to Poisson's ratio, 4C data can be converted into S-waves, and this results in poor P-wave imaging. By comparing the recorded P and S-waves, Geco-Prakla hopes that it may be possible to determine the base of the salt layer and to see beneath salt horizons. The company has just embarked on a series of new surveys in the Gulf of Mexico where it hopes to learn more about the applicability of shear wave data in subsalt imaging.

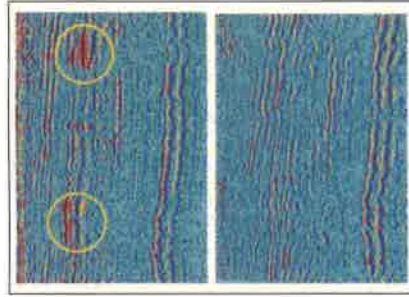
Shear waves travel more slowly than compressional P-waves because they propagate by a sideways particle motion. This sideways propagation of shear waves means that they cannot pass through, or be distorted by, fluids. This fundamental difference between P- and S-wave motion is very useful. In a conventional P-wave survey, the compressional wave motion is affected by the fluids in rock pores. In some situations, for example when

**w Applications**

ording to Geco-Prakla, the jury is still out on the usefulness of multi-component surveys for mapping fracture density and orientation and for investigating subsalt and sub-basalt. The company is studying ways of comparing P- and S-wave data to provide a more accurate method of imaging



**2. Distribution of acoustic impedance and  $V_p/V_s$  ratios are shown for pure shales in three wells in a North Sea field.**




**3. F-section (top) and equivalent S-section (bottom). Two distinct amplitude anomalies can be identified on the P-section but are not present on the S-section. Because P-waves are sensitive to fluids, and S-waves are not, these anomalies are expected to be fluid effects: one anomaly is a proven gas field.**

trying to investigate reservoirs that sit below escaped gas clouds, the P-waves can be so distorted and attenuated that they cannot provide any clear structural information about the subsurface.

Shear waves, on the other hand, are affected only by the rock matrix and give supplementary information on the characterization of the subsurface. These new data can be compared with compressional wave data, giving a new insight into the reservoir. This distinction is extremely valuable in all 3-D and 4-D surveys. Shear wave data also look set to provide a reliable method of mapping lithology changes. Operators are often enticed to drill toward bright spots on seismic sections, only to discover a harder rock type rather than gas or oil. Shear waves provide a method of checking whether the bright spot is caused by fluid or by lithology effects. If gas is present, it should be seen only on the P-wave section, not on the S-wave data (Figs. 3 and 4).

In conventional 3-D time-lapse seismic surveys, P-wave seismic acquisition is carried out to monitor saturation



**4. The introduction of PS-wave data (right) is offering a new method of extrapolating lithology and pore fluid information away from the well. PP reflectivity data (left) contain information on acoustic impedance, whereas PS-wave data are influenced by Poisson's ratio. This means that it is now possible to have PP-wave data along a formation of interest and compare these to PS reflectivity for the same formation. This allows a quantitative assessment of the two data sets, reducing ambiguity and improving fluid mapping reliability. The success of this process depends on proper well calibration.**

and reservoir pressure variations over time. Geophysicists currently attempt to map fluid distribution changes across a producing reservoir (Fig. 5), predominantly on the basis of how acoustic impedance has changed between surveys. However, if a field has not been subjected to a proper preproduction baseline survey (when the oil-water contact (OWC) is normally well behaved), a conventional time-lapse survey may prove to be unreliable. The problem stems from the porosity-saturation ambiguity in

acoustic impedance. It is difficult to use acoustic impedance alone to distinguish between a predominantly oil-saturated area and a water-saturated area with higher porosity. This linking of 4C and time-lapse 3-D (4-D) data will have major importance. Recent work by Geco-Prakla has indicated that a large proportion of all the North Sea fields could benefit from reservoir characterization studies involving 4-D surveys (Fig. 6). The added clarity and reduced interpretation ambiguity provided by 4C



**5. An example of fluid mapping from the North Sea Gullfaks field, uses data acquired and processed by Geco-Prakla. (Image courtesy of Statoil.)**

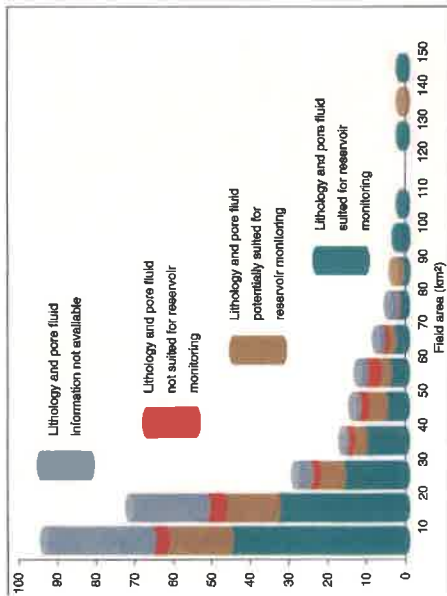
data will no doubt strengthen the arguments for using this new technology. Fig. 7 compares the quality of P-wave data acquired by conventional 3-D streamer with those from a MultiWave Array system where the latter were acquired during adverse weather when no conventional towed streamer acquisition would have been feasible.

**Quality And Cost**

Holberg stressed the importance of acquiring high-quality, repeatable surveys for all 4-D work. The more subtle the changes in seismic response are, the higher the quality of the seismic investigation needs to be, and this is a strong incentive for seabed receiver systems. The key factor here is the quality of seabed recording. Cable and sensor design can be critical, but with the right equipment, the geophone response exceeds that of hydrophones.

According to Geco-Prakla, seabed data acquisition has several other advantages over towed streamers, in addition to simply facilitating PS wave recordings. For example, fixed receiver locations improve the repeatability of surveys; the need for infill shooting is eliminated; ambient noise levels are lower; higher bandwidths are possible; operations are less susceptible to bad weather (Fig. 8); and acquisition geometry is more flexible.

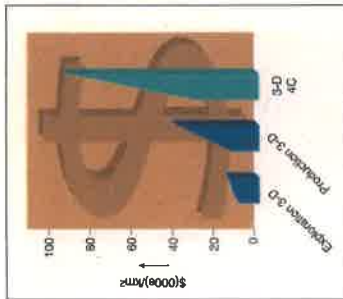
The industry is currently taking a long, hard look at the cost of multi-component surveys. Operators are wondering whether it is worth paying



6. North Sea fields are divided by size, lithology and suitability for time-lapse monitoring.

Multicomponent surveys are generally more expensive for exploration 3-D but can be highly cost effective for smaller production 3-D surveys. Also, for a given field size and water depth, multicomponent seabed survey costs can vary by as much as a factor of three, depending on requirements for maximum and minimum offsets.

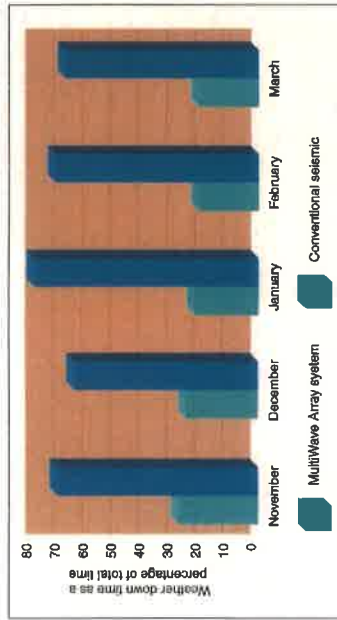
As a general guide, the seismic acquisition cost per square kilometer of image area depends on several factors: image area (survey size), data density (bin cell size and fold), minimum and maximum source-receiver



9. Seismic survey costs vary according to survey size, data density, offset requirements and environmental factors; the sloping top of each column indicates the current range of costs of each type of seismic acquisition. Small production surveys cost more than large exploration surveys.

offset requirements, and surface and seabed obstructions. Different techniques depend on these factors in different ways, so gross generalizations are difficult to make.

Smaller image areas and obstructions at the surface can make conventional and high-density towed marine acquisition operationally less efficient. In such cases, data acquisition based on retrievable or permanently installed receiver arrays is a cost-effective alternative. Permanently installed systems are particularly



8. Recent statistics from Geoco-Prada's winter operations in the North Sea demonstrate the robustness of 4C acquisition using the NESSIE 4C MultiWave Array system.

Hart's Petroleum Engineer International

JUNE 1998

Marine 3-D Data Acquisition Techniques

Currently available and emerging techniques for 3-D seismic data acquisition include:

- Conventional towed streamer.
- Conventional ocean-bottom cable (OBC).
- Multicomponent seabed data acquisition.
- Seabed data acquisition using permanently installed receiver arrays.

The introduction of multistreamer operations has made conventional marine data acquisition a very cost-effective technique, particularly for large exploration surveys. Also, developments in source, streamer and navigation technology during the past 15 years have dramatically improved 3-D seismic data quality.

Compared with conventional marine acquisition and independently of the use of multicomponent sensors (Fig. A1), seabed data acquisition offers the following generic advantages:

- Receiver locations remain constant during shooting—this eliminates any data smearing due to varying and

- uncertain receiver positions, and also effectively eliminates the need for infill shooting.
- Acquisition geometry flexibility—facilities can be under-shot more easily and true 3-D geometries can be designed that will ensure target illumination from all directions.
- Potential for higher bandwidth—moving the receivers down to the seabed in deep water or the combined use of hydrophone and geophone data essentially eliminates wavelet smearing due to the receiver surface ghost.
- Less ambient noise—generally the acoustic noise level is lower at the seabed than at the surface.

Furthermore, the use of permanently installed seabed receiver arrays will provide certainty in the repeatability of the receiver positions from survey to survey (Fig. A2).

The use of wells as calibration points is also critical to the success of seismic reservoir monitoring. Well calibration is needed to establish a relationship between reservoir parameters and the observable seismic parameters and to constrain the interpretation of each time-lapse data set. VSP data and well logs should be used to calibrate the seismic response. Pressure and resistivity sensors are needed to calibrate the fluid front locations.

New, innovative software has been developed to compute and manipulate seismic attributes and to use these attributes to classify and map reservoir properties. This tool kit is now helping to reveal reservoir structure and properties far away from any wells.



Fig. A1. The NESSIE 4C MultiWave Array system has been specifically designed to give good 4C vector response. Unlike the conventional ocean-bottom cable (OBC), which has externally mounted geophones, the NESSIE 4C MultiWave Array system includes sensors within a heavy cable. Geoco-Prada claims that this improves the data quality and consistency.



Fig. A2. Hydrophone cables laid in position on the seabed over Foinaven Field, west of Shetland. To make sure that strong currents did not move the cables (which would have affected the repeatability of the survey), they were buried in a seabed trench that was dug using a water jet from a remotely operated vehicle—technology routinely applied to transoceanic power and telecommunications cables.

technology," Holberg said. "But by the year 2005 this is likely to be the preferred technique for routine 3-D/4-D production geophysics, and will also be used selectively as a pre-drilling 3-D exploration tool."

ABOUT THE AUTHOR

■ Garry Charnock can be reached at [gcharn@br-e.com.uk](mailto:gcharn@br-e.com.uk).

Hart's Petroleum Engineer International

JUNE 1998



# StarWars Technology May Revolutionize Natural Gas Drilling

The Gas Research Institute, the U.S. Air Force and the U.S. Army are teaming up to determine whether StarWars laser technology can be used to drill natural gas wells.

**A** 2-year basic research project will examine the feasibility, costs, benefits and environmental impact of applying laser technologies to drill and complete wells. An improved understanding of laser applications could lead to the development of several products, including a downhole laser drilling machine, laser-assisted drill bits for both conventional and coiled tubing applications, a laser perforating tool and sidetrack and directional laser drilling devices.

"Laser technology has the potential to revolutionize gas drilling in the 21st century," said Richard Parker, GRI principal technology manager of basic research. "Achieving a technological breakthrough with laser drilling could generate the kind of radical change that occurred at the turn of this century when the rotary drill replaced cable tools."

GRI will manage the project, and the Colorado School of Mines (CSM) will be the primary contractor. Subcontractors are Solutions Engineering of Lakewood, Colo.; Massachusetts Institute of Technology and Phillips Petroleum Co.

### Objectives

- Determine the amount of data available on StarWars laser technologies.
- Evaluate the capabilities and limitations of applying lasers to drill and complete gas wells.
- Decide what areas of laser drilling research need to be addressed.
- Quantify benefits that can be obtained from laser drilling, such as higher penetration rates, reduced rig

day rates and casing requirements, and improved safety and economics.

- Undertake laboratory research to understand laser, rock and fluid interactions.

The military's participation is in response to a congressionally mandated technology transfer program to leverage Cold War defense investments in ways that enhance U.S. industrial and technological competitiveness.

"The Army at HELSTF (High Energy Laser Systems Test Facility) is proud to support the U.S. gas and oil drilling industry by helping transfer our laser technology to their rock drilling applications," said Russ Alexander, technology transfer manager at the Army Space and Missile Defense Command.

The research will include tests of several laser systems at the U.S. Army's HELSTF, White Sands Missile Range, and at the Air Force Research Laboratory's Directed Energy Directorate at the Phillips Research Site, Kirtland AFB, N.M. The petroleum engineering department laboratories at CSM will be used to determine porosity, permeability, mineralogy, strength, elastic and mechanical properties, and pore-size distribution of target samples.

The potential benefits of laser drilling include increased rate of penetration, reduced or eliminated rig dayrates and enhanced well control, perforating and sidetracking capabilities. Bit wear, tripping in and out of the hole, and multiple casing strings may become things of the past.

Laser is an acronym for Light Amplification by Stimulated Emission of Radiation. Laser devices basically convert energy to photons that can be focused into intense beams to fragment, melt, fuse or vaporize rock,

### Staff Report

Hart's Petroleum Engineer International

## June 1998 Card Valid through December 1998

**FREE Technical Information!**  
Mail or Fax this card today  
FAX: (713) 840-8585

PLEASE PRINT OR TYPE THE REQUIRED INFORMATION BELOW

NAME \_\_\_\_\_ TITLE \_\_\_\_\_  
 COMPANY \_\_\_\_\_  
 ADDRESS \_\_\_\_\_  
 ADDRESS \_\_\_\_\_  
 CITY \_\_\_\_\_ COUNTRY CODE \_\_\_\_\_ AREA CODE \_\_\_\_\_ PHONE \_\_\_\_\_  
 SIGNATURE \_\_\_\_\_ DATE \_\_\_\_\_

CIRCLE AD ARTICLE NUMBERS LISTED THROUGHOUT THE PUBLICATION TO RECEIVE FREE INFORMATION

|     |     |     |     |     |     |     |     |     |     |
|-----|-----|-----|-----|-----|-----|-----|-----|-----|-----|
| 100 | 110 | 120 | 130 | 140 | 150 | 160 | 170 | 180 | 190 |
| 101 | 111 | 121 | 131 | 141 | 151 | 161 | 171 | 181 | 191 |
| 102 | 112 | 122 | 132 | 142 | 152 | 162 | 172 | 182 | 192 |
| 103 | 113 | 123 | 133 | 143 | 153 | 163 | 173 | 183 | 193 |
| 104 | 114 | 124 | 134 | 144 | 154 | 164 | 174 | 184 | 194 |
| 105 | 115 | 125 | 135 | 145 | 155 | 165 | 175 | 185 | 195 |
| 106 | 116 | 126 | 136 | 146 | 156 | 166 | 176 | 186 | 196 |
| 107 | 117 | 127 | 137 | 147 | 157 | 167 | 177 | 187 | 197 |
| 108 | 118 | 128 | 138 | 148 | 158 | 168 | 178 | 188 | 198 |
| 109 | 119 | 129 | 139 | 149 | 159 | 169 | 179 | 189 | 199 |

**YOUR COMPANY**  
 Please check the one category that best describes your company's primary function

**DRILLING**  
 10 Drilling contractor services  
 11 Drilling equipment  
 12 Drilling fluids  
 13 Drilling tools  
 14 Drilling technology  
 15 Drilling training  
 16 Drilling equipment maintenance  
 17 Drilling equipment repair  
 18 Drilling equipment rental  
 19 Drilling equipment distribution

**PRODUCTION**  
 20 Production equipment  
 21 Production equipment maintenance  
 22 Production equipment repair  
 23 Production equipment rental  
 24 Production equipment distribution  
 25 Production equipment parts  
 26 Production equipment accessories  
 27 Production equipment software  
 28 Production equipment training  
 29 Production equipment consulting  
 30 Production equipment management

**ANNUAL BUDGET**  
 31 Up to \$25,000  
 32 \$25,000 - \$50,000  
 33 \$50,000 - \$100,000  
 34 \$100,000 - \$500,000  
 35 \$500,000 - \$1,000,000  
 36 \$1,000,000 - \$5,000,000  
 37 Over \$5,000,000

**WHICH REGION DOES YOUR BUYING COVER?**  
 76 Worldwide  
 77 North America  
 78 South America

**WORKOVER**  
 In the next 12 months, will well servicing/repair equipment and services be your plan to buy? (Check all that apply)  
 79 Well servicing  
 80 Well repair  
 81 Well workover  
 82 Well completion  
 83 Well stimulation  
 84 Well intervention  
 85 Well maintenance  
 86 Well production  
 87 Well testing  
 88 Well monitoring  
 89 Well control  
 90 Well safety

**ANNUAL BUDGET**  
 91 Up to \$25,000  
 92 \$25,000 - \$50,000  
 93 \$50,000 - \$100,000  
 94 \$100,000 - \$500,000  
 95 \$500,000 - \$1,000,000  
 96 \$1,000,000 - \$5,000,000  
 97 Over \$5,000,000

**RESENVOR**  
 In the next 12 months, will reservoir services be your plan to buy? (Check all that apply)  
 98 Reservoir evaluation  
 99 Reservoir stimulation  
 100 Reservoir monitoring  
 101 Reservoir control  
 102 Reservoir safety  
 103 Reservoir maintenance  
 104 Reservoir repair  
 105 Reservoir rental  
 106 Reservoir distribution  
 107 Reservoir parts  
 108 Reservoir accessories  
 109 Reservoir software  
 110 Reservoir training  
 111 Reservoir consulting  
 112 Reservoir management

**ANNUAL BUDGET**  
 113 Up to \$25,000  
 114 \$25,000 - \$50,000  
 115 \$50,000 - \$100,000  
 116 \$100,000 - \$500,000  
 117 \$500,000 - \$1,000,000  
 118 \$1,000,000 - \$5,000,000  
 119 Over \$5,000,000

## June 1998 Card Valid through December 1998

**FREE Technical Information!**  
Mail or Fax this card today  
FAX: (713) 840-8585

PLEASE PRINT OR TYPE THE REQUIRED INFORMATION BELOW

NAME \_\_\_\_\_ TITLE \_\_\_\_\_  
 COMPANY \_\_\_\_\_  
 ADDRESS \_\_\_\_\_  
 ADDRESS \_\_\_\_\_  
 CITY \_\_\_\_\_ COUNTRY CODE \_\_\_\_\_ AREA CODE \_\_\_\_\_ PHONE \_\_\_\_\_  
 SIGNATURE \_\_\_\_\_ DATE \_\_\_\_\_

CIRCLE AD ARTICLE NUMBERS LISTED THROUGHOUT THE PUBLICATION TO RECEIVE FREE INFORMATION

|     |     |     |     |     |     |     |     |     |     |
|-----|-----|-----|-----|-----|-----|-----|-----|-----|-----|
| 100 | 110 | 120 | 130 | 140 | 150 | 160 | 170 | 180 | 190 |
| 101 | 111 | 121 | 131 | 141 | 151 | 161 | 171 | 181 | 191 |
| 102 | 112 | 122 | 132 | 142 | 152 | 162 | 172 | 182 | 192 |
| 103 | 113 | 123 | 133 | 143 | 153 | 163 | 173 | 183 | 193 |
| 104 | 114 | 124 | 134 | 144 | 154 | 164 | 174 | 184 | 194 |
| 105 | 115 | 125 | 135 | 145 | 155 | 165 | 175 | 185 | 195 |
| 106 | 116 | 126 | 136 | 146 | 156 | 166 | 176 | 186 | 196 |
| 107 | 117 | 127 | 137 | 147 | 157 | 167 | 177 | 187 | 197 |
| 108 | 118 | 128 | 138 | 148 | 158 | 168 | 178 | 188 | 198 |
| 109 | 119 | 129 | 139 | 149 | 159 | 169 | 179 | 189 | 199 |

**YOUR COMPANY**  
 Please check the one category that best describes your company's primary function

**DRILLING**  
 10 Drilling contractor services  
 11 Drilling equipment  
 12 Drilling fluids  
 13 Drilling tools  
 14 Drilling technology  
 15 Drilling training  
 16 Drilling equipment maintenance  
 17 Drilling equipment repair  
 18 Drilling equipment rental  
 19 Drilling equipment distribution

**PRODUCTION**  
 20 Production equipment  
 21 Production equipment maintenance  
 22 Production equipment repair  
 23 Production equipment rental  
 24 Production equipment distribution  
 25 Production equipment parts  
 26 Production equipment accessories  
 27 Production equipment software  
 28 Production equipment training  
 29 Production equipment consulting  
 30 Production equipment management

**ANNUAL BUDGET**  
 31 Up to \$25,000  
 32 \$25,000 - \$50,000  
 33 \$50,000 - \$100,000  
 34 \$100,000 - \$500,000  
 35 \$500,000 - \$1,000,000  
 36 \$1,000,000 - \$5,000,000  
 37 Over \$5,000,000

**WHICH REGION DOES YOUR BUYING COVER?**  
 76 Worldwide  
 77 North America  
 78 South America

**WORKOVER**  
 In the next 12 months, will well servicing/repair equipment and services be your plan to buy? (Check all that apply)  
 79 Well servicing  
 80 Well repair  
 81 Well workover  
 82 Well completion  
 83 Well stimulation  
 84 Well intervention  
 85 Well maintenance  
 86 Well production  
 87 Well testing  
 88 Well monitoring  
 89 Well control  
 90 Well safety

**ANNUAL BUDGET**  
 91 Up to \$25,000  
 92 \$25,000 - \$50,000  
 93 \$50,000 - \$100,000  
 94 \$100,000 - \$500,000  
 95 \$500,000 - \$1,000,000  
 96 \$1,000,000 - \$5,000,000  
 97 Over \$5,000,000

**RESENVOR**  
 In the next 12 months, will reservoir services be your plan to buy? (Check all that apply)  
 98 Reservoir evaluation  
 99 Reservoir stimulation  
 100 Reservoir monitoring  
 101 Reservoir control  
 102 Reservoir safety  
 103 Reservoir maintenance  
 104 Reservoir repair  
 105 Reservoir rental  
 106 Reservoir distribution  
 107 Reservoir parts  
 108 Reservoir accessories  
 109 Reservoir software  
 110 Reservoir training  
 111 Reservoir consulting  
 112 Reservoir management

**ANNUAL BUDGET**  
 113 Up to \$25,000  
 114 \$25,000 - \$50,000  
 115 \$50,000 - \$100,000  
 116 \$100,000 - \$500,000  
 117 \$500,000 - \$1,000,000  
 118 \$1,000,000 - \$5,000,000  
 119 Over \$5,000,000



NO POSTAGE  
NECESSARY  
IF MAILED  
IN THE  
UNITED STATES

## BUSINESS REPLY MAIL

FIRST-CLASS MAIL PERMIT NO 672 PITTSFIELD MA

POSTAGE WILL BE PAID BY ADDRESSEE:

### PETROLEUM ENGINEER INTERNATIONAL

PO BOX 5459  
PITTSFIELD MA 01203-9908



NO POSTAGE  
NECESSARY  
IF MAILED  
IN THE  
UNITED STATES

## BUSINESS REPLY MAIL

FIRST-CLASS MAIL PERMIT NO 672 PITTSFIELD MA

POSTAGE WILL BE PAID BY ADDRESSEE:

### PETROLEUM ENGINEER INTERNATIONAL

PO BOX 5459  
PITTSFIELD MA 01203-9908



## DRILLING TECHNOLOGY



Fig. 1. Dr. Keith A. Truesdell of the Air Force Research Laboratory's Directed Energy Directorate works on a Chemical Oxygen-Iodine Laser (COIL). This laser technology was used aboard the Airborne Laser.

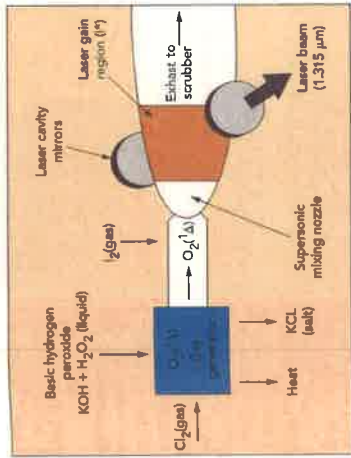


Fig. 2. In the Chemical Oxygen-Iodine Laser, chemical reactions produce excited oxygen, which dissociates and excites molecular iodine, which lases.

depending on input power. Two promising high-energy lasers will be used in testing advanced drilling concepts:

■ **Mid Infrared Advanced Chemical Laser (MIRACL)**—The highest average power laser (megawatt class) in the United States was originally developed for shipboard defense and used extensively for testing StarWars concepts during the 1980s and 1990s at HELSTF. The existing MIRACL laser has propagated hole-burning power many miles through the atmosphere at flying tactical and strategic military targets, and has demonstrated power levels needed to burn through solid materials such as soft rock minerals.

■ **Chemical Oxygen-Iodine Laser (COIL)**—This high-powered laser invented by the U.S. Air Force in 1977 for air-to-air defense appears to offer potential for natural gas drilling applications. COIL has gained notoriety as an airborne laser tactical weapon capable of tracking and destroying missiles (Fig. 1). This same precision applied to drilling and completing gas wells at depths of more than 15,000 ft could eliminate problems with well control, sidetracks and directional drilling. "The Air Force is very interested in finding commercial uses for COIL technology," said Captain Brian G. Quillen, laser systems engineer, Gas/Chemical Laser Technology Branch, Air Force Research Laboratory. "Although developed as a weapon system, a COIL's high power output and inexpensive chemicals make it ideally suited for other applications. One distinct advantage of a COIL that makes it ideal for commercial use is its potential for coupling into fiber optics. This makes it well suited for power projection over long distances, such as oil well drilling." Fig. 2 shows how chemical reactions produce a laser beam.

Two other lasers useful for studying the interactions of lasers and soft rock minerals are:

■ **Electric Discharge Coaxial Laser I**—This is another high-powered laser that has been used to investigate the effects of a laser beam on numerous materials in vari-

ous environments. An extensive database containing 15 years of research has already contributed to a significantly better understanding of the physics of material-laser interaction.

■ **Laser Device Demonstration (LDD)**—Both LDD wavelengths (HF and DF) will be useful for determining the interactions of intense laser beams with different soft rock minerals. LDD, a Prohibitive Defense Department research tool, has logged more than 45,000 seconds of laser-materials testing. LDD operational expenses are low enough that the laser rock interaction matrix of a substantial set of rocks and downhole conditions can be developed and explored.

The application of laser technology to drilling has its detractors. The skepticism is based mostly on limited laboratory tests conducted and theories formulated more than 25 years ago, when laser research was in its infancy. At that time, MIT studied lasers with less than a kilowatt of power and large wavelengths that were difficult to focus. Since then, significant advances have been made in laser power generation—megawatts, not kilowatts—efficiencies and transmission capabilities. These advances have yet to be applied to drilling rock.

A promising laser test was recently conducted by Dr. Kenneth Sundberg, senior research scientist at Phillips Petroleum, using the U.S. Army's MIRACL laser to evaluate laser boring applications. The laser beam bored through a sandstone-shale "sandwich" at a penetration rate of 450 ft/hr—more than 100 times current rates. The laser surface was smooth, forming a vitrified sheath that may eliminate the need for concentric casing strings.

Gas Research Institute, based in Chicago, manages a cooperative research, development and demonstration program for the mutual benefit of the natural gas industry and its customers. GRI works with research organizations, manufacturers and its member companies to develop gas technologies and to transfer new products and information to the marketplace. ●

**Maurer Software**  
Software for Advanced  
Drilling Technologies

**Underbalanced Drilling**

**MUDLITE**  
Coiled-Tubing Drilling

**CTDRAG**  
Horizontal Drilling

**WELOPT**  
Do You Dare Drill  
Without It?

For More Information  
or a Demonstration  
Tel (713)683-8227  
Fax (713)683-6418  
mail\_sales@maureng.com  
www.maureng.com

Circle 125

INDUSTRY ROUNDUP

► CONTRACTS

**Conoco And Lukoil Sign Agreement**

Lukoil and Conoco have agreed to develop petroleum reserves in the Northern Territories area of Russia's Timan-Pechora Region. More than 1 billion bbl of crude oil and 2 tcf of natural gas are expected to be recovered from the 1.2-million acres, resulting in a possible \$25 billion boost on the Russian economy. Lukoil will have 60% interest in the project and Conoco will hold 40%.

**YUKSI Signs Teamwork Agreement With Elf**

YUKSI and Elf have formed a strategic alliance to develop the Sugmut field, located in Western Siberia, of which 50% interest will be held by both parties. The project has estimated reserves of more than 700 million bbl of oil. According to terms of the deal, Elf will acquire 5% in YUKSI's capital for \$528 million.

**Petro-Canada Begins Work In Tunisia**

Petro-Canada and the Tunisian national oil company, ETAP, have agreed to explore the south central region of Tunisia. The 1.8-million-acre Tataouine block in the Berkine Basin is relatively unexplored and is near several substantial oil discoveries in Algeria.

**Conoco, Decisioneering Sign Licensing Agreement**

Conoco has included Decisioneering's Crystal Ball risk-analysis and modeling software in its business practices. The deal lets Conoco expand its user-base to include more than 2,000 strategic planners, reservoir analysts and drilling engineers. Crystal Ball is a spreadsheet add-in which allows users to perform risk analysis at all levels, from development to mergers and acquisitions.

**Exxon Contracts Global Marine Rigs**

Exxon Exploration Co. has awarded Global Marine Inc. a contract for a deepwater drilling rig. Global Marine began construction on a second Glomar 456 Class dynamically positioned drill ship which is estimated to bring in \$208 million during a 3-year

Hart's Petroleum Engineer International

INDUSTRY ROUNDUP

**Property Divisions Made After McDermott-ETPM Split**

The joint venture between J. Ray McDermott S.A. and ETPM has been terminated. J. Ray McDermott received an estimated \$105 million in cash and the derrick-lay barge DLB-1601, as well as the minority interest held by ETPM in both the East and Far East regions for McDermott-ETPM. ETPM received the lay barge LB-200, McDermott Subsea Constructors Ltd. (MSCL) and the interest held by J. Ray McDermott in the West region.

**Kerr-McGee Bid For Gulf Of Mexico Blocks**

Kerr-McGee Oil and Gas Corp. had the highest bid on 19 blocks in the central Gulf of Mexico lease sale No. 169. Kerr-McGee's net total exposure for all high bids was \$21.9 million. However, the bids are still awaiting the U.S. Interior Department's Mineral Management Service's approval.

**Total Sells To Santa Fe**

Santa Fe Energy Resources has signed an agreement to purchase Total S.A.'s interest in the Tuban Production Sharing Contract, which will double Santa Fe's interest in Tuban. Located on the island of Java in Indonesia, the contract area includes several identified exploratory prospects and more than 700,000 acres of exploration acreage. Gross production from the Mudi field exceeds 7,000 bbl of oil and is expected to reach 20,000 bbl by mid-1998. The agreement is subject to approval by the Indonesian government.

**Possible Block Addition For EREC**

Equitable Resources Energy Co. (EREC) was the highest bidder on 15 of 20 blocks at the Central Gulf of Mexico Federal Lease Sale No. 169. The company bid for 100% working interest on 7 blocks and placed bids with industry partners for 8 other blocks. The bids totaled \$15.8 million.

**Chevron Signs Exploration Agreement**

Chevron signed an agreement with Qatar General Petroleum Corp. (OGPC) to explore for hydrocarbons in the Qatar Peninsula. Chevron will perform 2-D and 3-D seismic surveys on the 10,900-sq.-km onshore acreage,

**Klapper To Join Oil States Industries**  
Arlington, Texas-based Oil States Industries and Aberdeen-based Oil States Industries Ltd. (UK), have purchased Klapper Ltd. (UK). The new company name will be Oil States Klapper Ltd. Klapper provides repair and maintenance services for subsea BOP stacks, risers and mud systems in the North Sea.

**Tube-Alloy Moves Headquarters To Houston**

Tube-Alloy, a division of Grant Prideco, is moving its headquarters from Louisiana to Houston. A 55,000-sq.-ft facility is already under construction and completion is expected in the summer of 1998. The new building is located in Northwest Houston at 14333 Sommermeier. Tube-Alloy's entire product line can be manufactured within this facility, however other manufacturing locations will remain in operation.

**THE DIACEL PEOPLE**



www.DrillingSpecialties.com  
© 1988 Drilling Specialties Company

Circle 127

which is designated Block 2 and is located east of the Dukhan oil field and south of North Dome gas field.

**Occidental Signs Holdings To Union Pacific**

Union Pacific Resources Group Inc. will purchase \$59 million in properties from Occidental Petroleum Corp. The assets include interests in four oil and gas fields in southwest Wyoming; 23 producing wells in Louisiana; increased ownership in the Masters Creek Gas Plant; and almost 127,000 net acres located in Austin Chalk trend.

**Crefac Signs Wins Phillips Agate Contract**

A newly formed joint venture has been awarded a contract for installation services on the Phillips-operated Agate field by CSOJ and Cal Dive International. The Agate field is located in Ship Shoal Block 361 in 400-ft waters. Its production will be delivered 6 miles to the Mahogany platform in Ship Shoal 349.

**Shell, Vastar Initiate Swap**

Vastar Resources and Shell Deepwater Development have announced an agreement to swap interests in several Gulf of Mexico leases. As part of the deal, Vastar will obtain a 25% working interest in the Atwater Valley 136 No. 1 deepwater wildcard well. The agreement involves trading acreage interest in Atwater Valley blocks 134, 135, 136, 137, 178 and 179. The blocks are 145 miles south of New Orleans, La., in 3,500-ft waters. The area is called Paricutin by Vastar and Star by Shell.

► COMPANY NEWS

**Swaco Acquires Mantovani & Vicentini**

Swaco, a division of M-I llc, has acquired Mantovani & Vicentini S.R.L. of Barra, Italy. Mantovani & Vicentini operate a fleet of large bowl decanting centrifuges, dewatering, filtration and closed-loop systems, three-phase decanting variable speed centrifuges and mobile purification and solids control companies. The new company will be named Mantovani & Vicentini S.R.L./Swaco M.V.

Hart's Petroleum Engineer International

JUNE 1998

JUNE 1998

**THE SOLTEX PEOPLE**



www.DrillingSpecialties.com  
© 1988 Drilling Specialties Company

Circle 126

### Las Adds Processing Capabilities In-line Facilities

Las DGC Inc. has added two Mett-Packard V-Class computers to its Houston and Crawley, UK processing centers. The increased power allows Veritas to process large volumes of 3-D data. Veritas DGC has generated \$16 million in data processing capital expenditures for the purchase of additional computer power and various processing centers for 3.

### Lawak, GeoGraphics Buy Vantage

iburon Co.'s Landmark Graphics and its subsidiary, GeoGraphics, have completed acquisition of Vantage Software Inc. of Bakersfield, Calif. Vantage Software provides PC-based production mapping and surveillance software.

### ision Acquires Northland

ision Drilling Corp. has signed a contract of intent to purchase Northland

Energy Corp. Northland provides underbalanced drilling systems. The Calgary-based company also provides personnel and surface control equipment for underbalanced drilling programs.

### Halliburton Negotiates For Northwest Hutton Property

Houston-based Halliburton Co. is negotiating with Amoco Corp. to buy approximately \$376 million, are part into an old oil and gas field—the Northwest Hutton property in the North Sea. Amoco has a 25.8% interest in the property. The other partners' approval will be needed and include: Petroleos Brasileiro, Brazil's state oil company (28.46%), Cieco (25.77%), and Mobil Corp. (20%). Authorization of this transaction will allow Halliburton to begin a \$100 million to \$150 million project to dismantle the platform and plug the field.

### OSCA Formis IV With PSL Group

The PSL Group has announced the creation of a joint venture company with OSCA Ocean Technologies Inc. Operational bases for integrated underwater excavation and pipeline services will be located in Houston, New Orleans, La. and Lafayette, La. OSCA will provide pumping services in skid-mounted mobile units or from its fleet of three new-generation, dynamically positioned stimulation vessels.

### Wood Group Wins Scotland Engineering Awards

The Wood Group won this year's Scottish Engineering Award. Bill Edgar, chairman and chief executive of the Engineering & Operations Support Division, accepted the award. In addition, a second trophy—the Scottish Engineering/Incorporation of Hammermen Award—was awarded to Michael Wallace of Display Products Technology of East Kilbride. He won the award for his part in initiating and running a project to repair LCD units.

### Petro-Hunt Buys Occidental Properties

Occidental Petroleum Corp. has completed the sale of onshore oil and gas properties in Louisiana and Mississippi to Petro-Hunt. It is for about \$194 million. Two other Occidental

deals closed, including the sale of interest in Wyoming and in the Austin Chalk area of Louisiana to an affiliate of Petroleum Strategies Inc. for about \$62 million, and the sale of Oklahoma oil properties to Anadarko Petroleum Corp. for \$120 million. Occidental is trying to raise \$4.7 billion to fund its common stock repurchase program. The completed transactions, totaling approximately \$376 million, are part of a program to divest or redeploy nonstrategic properties.

### Expro Group Opens Maintenance Facility In Norway

The oilfield services supplier has opened a purpose-built subsea equipment maintenance facility in Bergen, Norway. The company also confirmed receiving new contracts worth \$30 million (£20 million).

### Dockwise Successfully Moves Genesis Spar

the production spar Genesis from Aker Rauma Offshore's construction site in Pori, Finland, to the Aker Gulf Marine Yard in Corpus Christi, Texas, where the sections will be assembled. The two consecutive Atlantic crossings were carried out by the *Theristief* and lasted 24 days each.



### Oceaneering To Expand ROV Fleet

Oceaneering International Inc. announced it will manufacture eight Hydra Millenniums and six Hydra Magnus for delivery by December 1998. The Millennium is a 150-hp work class remotely operated vehicle designed to operate in 10,000-ft or greater water depths and in shallower applications that may require specialized work capability. The Millennium is based on the Magnum series design. ●

Hart's Petroleum Engineer International

JUNE 1998



D. Baillie



R. Huck



R. Ross



I. Joseph



D. Gauthier



F. Gauthier



M. Fox



P. Ghez

Schlumberger Oilfield Services' has named 3 people as regional presidents of its Solutions group: **David Basille**, Asia; **René Huck**, Europe and C.I.S.; **Rex Ross**, North America. Several others have been appointed vice presidents and general managers including: **Saad Bargach**, North Africa-Eastern Mediterranean; **Antonio Campo**, Latin America South; **Charles Currie**, West Africa; **Magne Sveen**, Latin America North; and **Adil Toubia**, Middle East Gulf. All the positions will report to **Chad Deaton**, executive vice president of Solutions.

Houston-based ICO Inc. has promoted **Isaac H. Joseph** president of its new oilfield services division, ICO Worldwide.

Brandt has announced the addition of four members to its North American Solids Control Division management team, including **Frank Gauthier**, U.S. sales and marketing manager; **Don Gauthier**, U.S. products and technical development manager; **Mike Fox**, U.S. operations manager; and **Mark Guldry**, remediation division manager.

**Philippe Ghez** has been selected as the Expro Group's client account manager, responsible for the UKCS/Norway region.

**Stephen C. Pahlis** has been appointed vice president, sales and marketing for

**Ramon Lopez** will remain as a member of the board and the executive committee.

Houston-based Santos USA Corp. has named **Keith E. Jordan** vice president of exploration, production and operations.

The Elf Aquitaine Board of Directors have elected **Jürgen Sarrazin** and **Rober Studer** directors. Sarrazin has served on supervisory boards for Daimler Benz, Krupp, Henkel and Hoechst, as well as the board of directors of the French bank, Banque Nationale de Paris. Studer holds a position as chairman of the board of directors of Union Bank of Switzerland in Zurich, and serves as a member of the board for Nestlé, BASF and Schindler.

AMBAR has added three new members to its management team. **Rick Billings** has been named vice president and general manager; **Russell Freed** has been appointed vice president of marketing; and **David Sullivant** has been named vice president of sales.

**James H. Lehmann** has been named vice president and general counsel of The M.W. Kellogg Co., the international engineering and construction division of Dresser Industries Inc.

ARCO Latin America has appointed **A.J. "Tony" Best** senior vice president of operations. **Keith I. Weiser**, vice president and regional managing director for ARCO Latin America, will replace Best as president of ARCO Permian.

NOVA Technology Corp. has elected three members to its board of directors, including **Alan A. Baker**, **Ernest L. "Chick" Williamson**, and **Crichton W. Brown**. Baker retired as chairman of Halliburton Energy Services in 1995 after 41 years with the company. Williamson previously served as chairman and CEO of Louisiana Land & Exploration (LL&E). Brown is currently with Advantage Capital Corp. as a principal and managing director.

**William E. Nasser** has been elected as Energy Biosystems Corp.'s chairman of the board, CEO and president. Former Chairman of the Board

Petroleum Engineer International

JUNE 1998

69

THE  
DRISPAC®  
PEOPLE



www.DrillingSpecialties.com

© 1998 Drilling Specialties Company

Circle 123

**Measurement Software**  
**amic Engineering Solutions** (Wyvada, Colo.), has released **isZ** for Windows, a comprehensive software program that simulates natural gas flow through a flanged tapped orifice per the latest API 14.3 (A.3). Gas density and compressibility factors are calculated for the latest API 12 (AGA 8). The program provides 35 solution parameters and five flags. Purchasers can choose from the single user use or the multiple user use that includes the Visual Basic source code. **Circle 150**

**Core Engineering**  
**Inc.** of Houston, has a new software that details its offshore engineering and construction services. The company offers a mix of technical and on-site expertise for offshore development companies. OPE provides project management, structural engineering services, turnkey projects, pipeline engineering, offshore and onshore piping engineering. The company also provides civil, material engineering, weld and mechanical engineering, as well as computer aided design in 2-D and 3-D. **Circle 151**



operations in 12 1/2-in. hole sections. The 9 1/2-in. FBS features power delivery up to 900 hp; speed responsive blade presence; high temperature capability to 220°C; and balanced drum thrust reduction. **Circle 152**

**Centrifugal Compressors**  
**Dresser-Rand Turbo Products Division's DATUM** centrifugal compressors have introduced a modular design that reduces service costs and downtime. Higher efficiencies have translated into increased capacities in same-sized units. DATUM centrifugal compressors are used for refrigeration and synthesis in ammonia production; charged gas and propylene refrigeration for ethylene production; syngas for methanol; wet gas service in refining; gas lift and re Injection for oil production; and gas storage in natural gas production. **Circle 153**



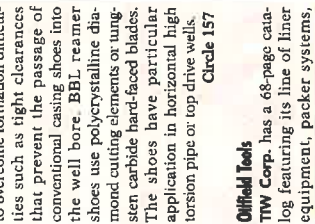
**Data Processing**  
**Geco-Prakla** is using Sun Microsystems Ultra Enterprise "Starfish" server at its processing centers in Gatwick, England, and Houston to enhance data processing capability. The new server provides a significant improvement in processing times and reliability. Geco-Prakla's turnaround capabilities and supplies an efficient engine for prestack migration and similar intensive processes under development. The software coatings. **Circle 156**

**Central Valves**  
**Norrfield of Houston**, has combined the features of its field-proven Series 2700 and 2703 control valves into the new Series 2700A and Series 2800E, resulting in a versatile high performance control valve for a wide range of pressures and temperatures with several material and trim options. The family of valves offers the flexibility to select the exact valve for a specific application. The single-point valve body has been balanced, unbalanced and restricted port trims that offer a wide range of flow characteristics. Unique design features include cage characterized noise abatement, anti-cavitation trim, lightweight emission seals, No. 12, 16 or 19 yoke mounted diaphragm actuators and direct or reverse acting pneumatic actuators. **Circle 154**




**Reamer Shoe**  
**Weatherford Enterra Inc.** has become the exclusive supplier and global distributor for the Brii Bit L.d. (BBL) reamer shoe product line. The BBL reamer shoe is a bullet-shaped tool used in casing installations to overcome formation difficulties such as tight clearances that prevent the passage of conventional casing shoes into the well bore. BBL reamer shoes use polycrystalline diamond cutting elements or tungsten carbide hard-faced blades. The shoes have particular application in horizontal high torsion pipe or top drive wells. **Circle 157**

**Oilfield Tools**  
**TIW Corp.** has a 68-page catalog featuring its line of liner equipment, packer systems,



and Kelly and safety valves for the oil and gas industry. The catalog provides descriptive information and specifications on the entire line of liner hanger, packer and completion tool products offered by TIW. Detailed product illustrations are also included in the catalog. **Circle 158**

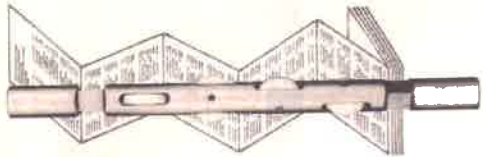
**Hole Openers**  
**Stabil Drill** offers a full line of hole openers, including custom-built large-diameter hole openers. For drilling, Stabil Drill offers three basic types of hole openers: the Integral Body, the Collector Box style and the DrillRite™. The Integral Body includes 2-4 cutters; the Collector Box style allows fluid flow to be evenly distributed directly onto cutters for improved cleaning action; and the DrillRite provides excellent cutting action in all formations. **Circle 159**



| DATE           | EVENT   | INFO-PHONE                      |
|----------------|---|---------------------------------|
| June 9-11      | National Petroleum Show, Calgary, Alberta, Canada   | 202-682-8149                    |
| June 14-18     | API Production Annual Standardization Conference, Hyatt Regency Reunion, Dallas, Texas                                  | 412-232-3444                    |
| June 14-18     | Air & Waste Management Association's 91st Annual Meeting and Exhibition, San Diego Convention Center, San Diego, Calif. | 281-974-8948                    |
| June 15-20     | Society of Women Engineers Annual National Convention and Student Conference, Hyatt Regency, Houston                    | 44-1224-695-684<br>312-781-5180 |
| June 16-17     | OCS Safety and Legislation Compliance for FPSO Training Courses, Kippie Lodge, Aberdeen                                 | 44-0171-862-2073                |
| June 22-26     | NEPTEGAZ '98—7th International Trade Fair for Equipment, Krasnaya Presnya   | 508-481-6400<br>313-647-7200    |
| June 24-27     | Fairgrounds, Moscow, Russia   | 972-952-9393                    |
| June 29-30     | Oil & Gas Technology Philippines '98, Manila  | 44-171-487-4250<br>972-952-9393 |
| June 29-Jul. 3 | Coiled Tubing, The Doubletree at Allen Center, Houston  | 281-558-9120<br>617-258-3097    |
| July 5-10      | University of Michigan Center for Professional Development Short Course on Fluid Transport Analysis, Ann Arbor, Mich.   | 214-941-0044                    |
| July 8-10      | SPE Forum Series in North America—Dynamic Reservoir and Production Optimization   | 0171-408-2080<br>281-578-7171   |
| July 12-17     | Using Intelligent Wells, Breckenridge, Colo.  | 918-497-5500<br>713-668-1007    |
| July 8-10      | SPE Forum Series in North America—Impact of Pore-Scale to Well-Test Scale Data Relationships, Breckenridge, Colo.       |                                 |
| Aug. 3-7       | SAH Advanced Production Enhancement Using Nodal Analysis, Hilton West, Houston  |                                 |
| Aug. 20-21     | AUV '98—Autonomous Underwater Vehicles, Cambridge, Mass.  |                                 |
| Aug. 24-26     | 10th International Conference on Horizontal Well Technologies, Houston  |                                 |
| Sept. 1-3      | OCS Petroleum Economics, Sofriddges Hotel, London   |                                 |
| Sept. 7-9      | IADC/SPE Southeast Asia Drilling Conference, Jakarta Hilton   |                                 |
| Sept. 13-18    | 17th World Energy Council Congress, Houston   |                                 |
| Sept. 13-18    | SEG 1998 International Exposition and 68th Annual Meeting, New Orleans, La.   |                                 |
| Sept. 14-16    | 2nd Middle East Refining and Petrochemicals Conference and Exhibition—PetroTech '98, Manama, Bahrain                    |                                 |

**FREE computerized analysis aids pumping of deviated wells**

A computerized analysis service is now available to the operators of deviated pumping wells. It is designed to help reduce rod and tubing wear and increase pumping efficiency. Operators are asked to provide a directional survey and answers to 12 questions: pump size and depth, stroke length, strokes per minute, etc. The analysis shows the rod load-weight plus drag or friction by well depth increments. If the rod string is under-designed, the analysis may suggest changes in rod sizes and types. Also it may make recommendations for the centralization of the rod string at strategic well points — including the use of scrapers, molded-on and/or clamp-on rod guides, and Wheeled Rod Guide Couplings. (SUBJECT TO TIME PERMITTING)



**Oilfield Improvements, Inc.**  
 "Established Since 1987"  
 For more information:  
 1912 N. Yellowwood Avenue • Broken Arrow, OK 74012 • U.S.A.  
 1-800-537-9327 • (918) 250-4666  
**Circle 129**

**Are you spending more time searching for information than using it?**

Manage data, save time, reduce overhead, and make better decisions with better information, leveraged over the life of your wells, leases, and facilities. Developed by petroleum engineers, **Production Access™** is a completely integrated, Y-2-K compliant, Microsoft Office based management tool for every phase of your oil and gas company's operations.

- AFE Monitoring • Daily Drilling Reports •
- Completion Reports • Production Reporting •
- Accounting • Revenue Distribution •
- Joint Interest Billing •

To learn how you can make your company more efficient and more profitable, please call us or visit our website.

**PA** *Production Access, Inc.*  
 281-599-1236 • Fax 281-599-1263  
 16360 Park Ten Place, Suite 302, Houston TX 77064  
[www.productionaccess.com](http://www.productionaccess.com)



|   |                                      |
|---|--------------------------------------|
| MBAR.....69                             | HTH Technical Services Inc.....17    |
| moco Corp.....67                        | Hughes Christensen.....17            |
| neadrill.....12 (109), 17, 29           | Hydon Engineering.....27 (114)       |
| RCO.....17, 23, 69                      | kyo Inc.....1 (102), 69              |
| zerbanjan International                 | www.kyoinc.com                       |
| Operating Co.....5                      | Industrial Rubber.....31 (116)       |
| aker Hughes INTEQ.....17                | www.IR-oiltool.com                   |
| aker Oil Tools.....17, 68               | Instrumentation and Engineering      |
| almond Group International Inc.....69   | Services Inc.....17                  |
| and.....69                              | J. Ray McDermott.....66              |
| ish Petroleum.....23                    | Kerr-McGee Corp.....66, 68           |
| riffring Resources.....17               | Klapper Ltd.....67                   |
| al Dive International.....66            | Krebs Petroleum Technologies.....17  |
| anco Products & Services Co.....69      | Landmark Graphics                    |
| amercon.....10 (108)                    | Corp.....9, 54-55 (123), 67          |
| www.coopercameron.com                   | Lukoil.....23, 66                    |
| evron.....66                            | M-I llc.....13                       |
| ina National Petroleum Corp.....7       | Marntonvani & Vicentini.....67       |
| astal Management Corp.....68            | Marathon Oil Co.....17               |
| flexip Stena.....66                     | Maurer Engineering.....38, 66 (125)  |
| computalog Inc.....17                   | MDC Technology Ltd.....32            |
| anoco.....66, 68                        | Mobil.....27, 67                     |
| are Labs.....IBC (131)                  | Mustang Engineering Inc.....68       |
| www.corelabs.com                        | MW Kellogg Co.....69                 |
| arpoven SA.....29                       | New Coleman Pump Co.....43           |
| seep Gulf Contractors.....66            | Neyfor-Weir.....70 (152)             |
| en Con.....35 (118)                     | Noble Drilling Services.....17       |
| ckwise.....68                           | Norriseal.....70 (154)               |
| resser Oil Tools.....13                 | Northland.....67                     |
| resser Corp.....18-19 (112)             | NOVA Technology Co.....69            |
| resser Industries.....29                | Occidental Petroleum Corp.....66, 67 |
| resser-Rand Turbo Products.....70 (153) | Oceaner International.....68         |
| rilling Specialties.....66 (126),       | Oil States Industries.....67         |
| .....67 (127), 68 (128)                 | Offfield Improvements.....71 (129)   |
| www.drillingspecialties.com             | Oligear.....35 (117)                 |
| ynamic Engineering                      | OPE Inc.....70 (151)                 |
| Solutions.....70 (150)                  | OSCA.....67                          |
| Exploration.....66                      | Oven Oil Tools Inc.....17            |
| f Acquitaine.....69                     | PanCanadian Petroleum.....17         |
| ergy Biosystems Corp.....69             | Petro-Canada.....66                  |
| uitable Resources Energy Co.....66      | Petroleum Information/               |
| rest & Young.....52 (124)               | Dwights.....11                       |
| FAP.....66                              | PGS Tensor.....36-37 (119)           |
| IPM.....66                              | PGS Tigress.....16 (111)             |
| pro Group.....17, 67, 69                | Phillips Petroleum Co.....17, 65, 66 |
| con.....23, 66                          | Pinnacle Technologies.....17         |
| WC Corp.....6 (106)                     | Precision Drilling Corp.....67       |
| www.fmc.com/etes                        | Pressure Control Engineering.....29  |
| aloxie International.....70 (156)       | Production Access.....41, 71 (130)   |
| eco-Pralla.....24-25 (113),             | PSL Group.....67                     |
| .....59, 70 (155)                       | Qatar General                        |
| oGraphix Inc.....67                     | Petroleum Corp.....66                |
| obal Marine.....66, 69                  | Ranger Oil.....68                    |
| ant Prideo.....67                       | Royal Dutch/Shell.....23             |
| rey Wolf Drilling Co.....17             | SA Holditch.....2 (103), 17          |
| Jif Canada Resources Ltd.....68         | www.holditch.com                     |
| aliburton Energy                        | Sakhalin Energy Investment           |
| Services.....IFC (101),                 | Co. Ltd.....27                       |
| .....4 (105), 17, 44-48 (121), 67       | Santa Fe Energy Resources.....66     |
| www.halliburton.com                     | Santos USA Corp.....69               |

CLASSIFIEDS

**Petroleum Data**  
Domestic and world, supply, demand, prices, environ-  
mental, natural gas, OPEC and more. Available in print  
or via internet from the American Petroleum Institute.  
Call 202-942-8375, ask for the Basic Petroleum Data  
Book (905400). For internet access, call 202-962-8513

**Dynaflo®** The Best Available!  
An accurate measure of density (specific gravity) is essential for accurate calculations of fluid properties.  
AT PROCESS CONDITIONS  
FOR CRUDE OIL, PRODUCTS, LUB.  
COG. HIGH-PRESSURE NATURAL GAS  
STRENGTH, SLUDGE, ACID, CAUSTICS, REFINERIES, etc.  
3000 AMM Hwy. Ste. 100, Houston, Texas 77060-0901 USA  
Fax 713-589-7252 Phone 800-271-5897 (Outside U.S.A.)

# Hart's Petroleum Engineer®

INTERNATIONAL

June 1998

La Revista de Tecnología de Perforación y Producción Mundial: Terrestre y Marina



BRAZIL

## The Sleeping Giant Stirs

### Se Despierta el Gigante

Brazil's oil and gas industry is fast opening up to international oil and gas companies. But a few things still need to be worked out.

La industria petrolera brasileña está abriendo rápidamente las puertas a las empresas internacionales. Pero aún faltan por resolverse varios asuntos.

**F**or years, Brazil has been called the sleeping giant—and with good reason. The country spans an area bigger than the 48 contiguous United States. Its population of 164 million is larger than Russia's. And its gross domestic product amounts to a whopping \$880 billion.

But the sleeping giant has started to stir. For the last 10 years, exploration and production of Brazil's oil fields has been reserved to state-owned oil company Petróleo Brasileiro S.A. (Petrobras), the 15th largest oil company in the world. In 1995, however, Brazil passed a constitutional amendment that did away with Petrobras' oil monopoly. While it retains first rights to any existing wells, foreign companies are allowed to explore new fields, either on their own or with Petrobras as a joint venture partner.

Recently, the company created the Consulting Office for New Deals and Partnerships (ANEP) to expand its operations internationally as well as to choose projects and partnerships in Brazil itself. It also created a new government entity, the Agência Nacional de Petróleo (ANP), to regulate the industry and dole out conces-

**P**or muchos años se ha dicho, con mucha razón, que el Brasil es un gigante dormido. Su territorio es más grande que el de los 48 estados contiguos de los EE.UU. y su población, de 164 millones, es más alta que la de Rusia. Más aún, su producto bruto nacional asciende a la astronómica suma de US\$800.000 MM.

Ahora, el gigante ha empezado a despertarse. Desde hace 10 años, las empresas extranjeras no tenían acceso a operaciones brasileñas de exploración y producción, tareas sobre las cuales la empresa petrolera estatal, Petrobrás (la decimaquinta más grande del mundo) ejercía total monopolio. En 1995, empero, el Brasil enmendó su constitución y abolió el monopolio. El país retiene derecho prioritario sobre los campos existentes pero a las empresas privadas se les permite explorar en busca de nuevas reservas, ya sea por su propia cuenta o en sociedad con Petrobrás.

Recientemente, Petrobrás creó una nueva entidad, la Oficina de Consultas de Nuevos Pactos y Sociedades (ANEP) para ampliar sus operaciones internacionales y escoger proyectos y socios para operaciones en el Brasil. Creó también la Agência Nacional del Petróleo (ANP), una

by Claire Pools  
por Claire Pool

**UN QUEMADOR  
QUE IRRADIA  
VEZ POR CIENTO  
MENOS DE CALOR  
O SUENA  
IMPRESIONANTE,**



**A MENOS QUE UD.  
TENGA QUE  
PAGAR POR LA  
ESTRUCTURA.**

Diez por ciento menos de irradiación de calor significa que los botiloneros y las torres pueden ser menos altas. Y eso significa notables ahorros en la construcción. Los quemadores sin humo de Kaldair ofrecen también significativas ventajas ambientales.

La eficiente combustión sin humo es el resultado natural de un singular concepto de diseño que aprovecha un fenómeno de adhesión laminar denominado Efecto Coanda. En la ranura anular de la base de la boquilla en forma de tulipán se descarga radialmente una delgada capa de gas. A causa del Efecto Coanda, el gas se adhiere a la superficie curva del quemador y genera un vacío, el cual da entrada a gran cantidad de aire que se mezcla completamente con el flujo de gas. El alto arrastre de aire elimina el humo y la combustión más eficiente disminuye la descarga a la atmósfera.

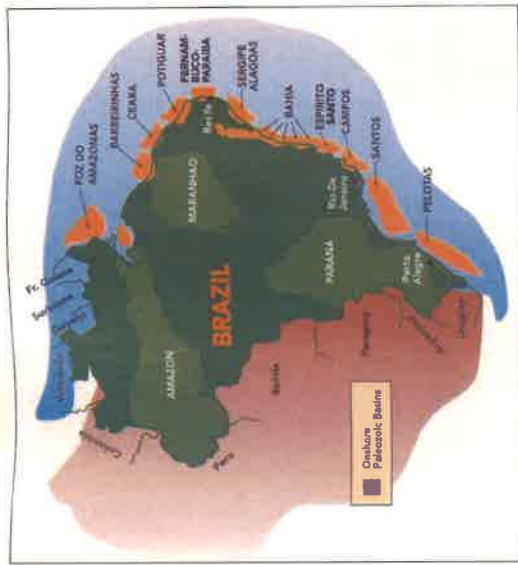
Los quemadores Indair® proporcionan rendimiento de alta eficiencia, con gas de alta o de baja presión. Los quemadores Mardaire también reducen la intensidad del ruido a causa de sus singulares boquillas de descarga. Para Ud., estos quemadores sin humo satisfacen las normas de protección ambiental y le ahorran dinero. Esta es una impresionante combinación. Comuníquese con Kaldair por e-mail: [sales@kaldair.com](mailto:sales@kaldair.com) o vea nuestro fichero en la red mundial: [www.kaldair.com](http://www.kaldair.com)



Oficina de los Estados Unidos  
15810 Park Ten Place, Suite 195  
Houston, Texas 77084  
Tel. (281) 492-2262  
Fax: (281) 492-2399

Oficina del Reino Unido  
Kaldair House, Langley Quay, Waterside Drive  
Langley, Berks SL3 6EY, Inglaterra  
Tel: +44 (0) 1753 580806, Fax: +44 (0) 1753 580889  
or +44 (0) 1753 580060, Telex: 849339

**BRAZIL**



nueva entidad estatal que regulará la industria y otorgará concesiones y contratos a empresas petroleras privadas.

Ahora, incluso, se habla de privatizar a Petrobrás. La ley dice que el gobierno mantendrá el 50% más una de las acciones de Petrobrás. Muchos analistas creen que a la larga Petrobrás se privatizará vendiendo más y más de sus acciones, tal como ocurrió hace algunos años con YPF de Argentina. Si tal cosa ocurriera, la empresa recibiría una infusión de capital y sus elevados gastos no correrían saldrían del presupuesto federal.

A pesar de su aversión por renunciar su codiciado oro negro, el Brasil tenía que hacer algo. Aparentemente puede hacerlo, ya que posee abundantes reservas de petróleo y gas. Según informa Gustavson Associates de Boulder, Colorado, E.U.A., firma consultora que publicó en 1996 un extenso estudio del Brasil, las reservas pendientes de descubrirse son de más de 16.200 MM bls equivalentes en petróleo. Pero, a pesar de los 7.200 pozos actualmente activos, gran parte de las reservas potenciales están en la selva y en aguas profundas del Océano Atlántico.

sions and contracts to outside companies.

Now there's even talk of privatizing Petrobras. The law says that the government will keep 50% of Petrobras plus one share. Analysts think Petrobras will eventually privatize by selling off more of its stock, much like YPF of Argentina did several years ago. The move would bring more capital into the company and take Petrobras' expenses, which are considerable, off the federal budget.

Despite its reluctance to give up its cherished black gold, clearly Brazil has to do something. Apparently, it can: the country has significant oil and gas reserves. According to Gustavson Associates, a Boulder, Colorado consulting firm that published an extensive study on Brazil in 1996, the country's estimated undiscovered recoverable resources exceed 16.2 billion bbl of oil equivalent. But despite some 7,200 productive wells now operating, reserves still lie largely untapped under rain forests and in deep water's offshore.

**Demand Vs. Production**

With domestic oil consumption growing about 6% per year (to 1.7 million b/d in 1997), Brazil is a net importer of crude oil and related products. Last year, daily production averaged 869,000 bbl. But, it reached the crucial 1-million-bbl mark on Dec. 17—a figure also forecast to be the average daily output during 1998. Despite this achievement, Brazil consumed 1.4 million bbl during the past year, meaning it imported about 576,000 b/d just to keep up with demand. The cost? More than \$3.8 billion. Petrobras estimates that oil imports will cost \$6 billion this year, accounting for about half of the country's trade deficit.

**Consumo vs. Producción**

En el Brasil, la demanda aumenta 6% anualmente (la de 1997 fue de 1.700.000 b/d) y para satisfacerla debe importar petróleo crudo y productos refinados. El año pasado, la producción local promedió 869.000 b/d y el 17 de diciembre llegó a 1.000.000 b/d, volumen que Petrobrás espera mantener en 1998. Las importaciones montaron 576.000 b/d, a un costo de US\$3.800 MM. Petrobrás calcula que este año el costo de las importaciones será de US\$6.000 MM, o sea la mitad del déficit de la balanza comercial del Brasil.

Apremiado por el notable aumento de la demanda, el gobierno quiere cambiar la situación y espera producir 1.200.000 b/d este año, 1.300.000 b/d en 1999 y 1.500.000 b/d en el año 2000. De lograrse esas metas, las importaciones bajarían de 48% a 25%, según calcula Hugo Napoleao, senador del Partido Frente Liberal, coautor de la nueva legislación petrolera.

Si los aumentos continúan, el Brasil podría alcanzar su autoficiencia—esperanza ésta que el gobierno abandonó hace varios años. "Pronosticamos que el drástico aumento de las reservas de petróleo le dará al Brasil su autarquía energética en 1999 y lo convertirá en exportador en 2000," dijo en el informe de enero de 1998 de la firma Salomon Smith Barney su analista de recursos naturales Robert Goldman.

Aunque Petrobrás afirma que descubre 4 bls de petróleo por cada uno que produce, lo cierto es que el Brasil necesita ayuda. Aunque la empresa ha venido invirtiendo US\$700 MM anualmente en exploración, en abril tuvo que negociar un empréstito de US\$1.150 MM con el Banco de Desarrollo Nacional para continuar el desarrollo del

# Ahonde Con Innovaciones en:

**Servicios de MWD y de LWD**

**Perforación Bajoculbrada**

**Perforación Horizontal**

**Perforación Direccional**

**Alquiler de Herramientas**

**Herramientas de Pesca**

**Perforación Horizontal**  
 • Perforación de pozos horizontales  
 • Perforación de pozos curvos  
 • Perforación de pozos de inclinación  
 • Perforación de pozos de inclinación  
 • Perforación de pozos de inclinación

**Herramientas de Pesca**  
 • Herramientas de pesca  
 • Herramientas de pesca  
 • Herramientas de pesca  
 • Herramientas de pesca

**Alquiler de Herramientas**  
 • Alquiler de herramientas  
 • Alquiler de herramientas  
 • Alquiler de herramientas  
 • Alquiler de herramientas

**Perforación Horizontal**  
 • Perforación horizontal  
 • Perforación horizontal  
 • Perforación horizontal  
 • Perforación horizontal

**Perforación Direccional**  
 • Perforación direccional  
 • Perforación direccional  
 • Perforación direccional  
 • Perforación direccional

**CPSC**  
 Colombia Petroleum Services Corp.  
 +57-1-292-6302

**Mailey**  
 de Venezuela, S.A.  
 +58-82-247828

**Mailey**  
 de Venezuela, S.A.  
 +58-65-411-3743

**Mailey**  
 International Inc.  
 +408-760-3300

**Mailey**  
 International Inc.  
 +408-760-3300

## BRAZIL

Faced with spiraling demand, the government wants to change this picture. Its aim is to produce 1.2 million b/d this year, 1.3 million next year and 1.5 million by 2000. If those goals are met, the national dependence on oil imports will drop from 48% to 25%, according to Hugo Napoleão, a federal senator from the Liberal Front Party who helped write some of the new legislation.

If it continues at that rate, Brazil could eventually become self-sufficient—a hope it abandoned several years ago. "We project that dramatic increases in oil reserves will make Brazil self-sufficient with respect to oil by 1999 and a net exporter by 2000," Robert Goldman, a natural resources analyst at Salomon Smith Barney, wrote in a January 1998 report.

Even though Petrobras says it finds 4 bbl for every one produced, Brazil cannot go it alone. Recently, it has been able to invest only \$700 million in exploration annually, however, in April, the company borrowed \$1.15 billion from Brazil's National Development Bank (BNDES) to boost its output at the Marlim field in the Campos Basin. That's a drop in the bucket compared to what it needs to bring its oil to the surface.

### Strong Competition

Too, its oil-rich neighbors—Argentina, Venezuela, Ecuador, Colombia and Peru—have attracted billions of dollars in foreign investment. So, government officials have hit the road, seeking joint venture partners. In April, at a Houston conference sponsored by the Inter-American Chamber of Commerce, Peter Greiner, Brazil's otherwise gruff Undersecretary of Energy, extended an open invitation: "We are facing a historic moment in energy," he said. "Come be a partner of Brazil."

The international majors are more than eager, sending representatives, opening offices and trying to navigate the federal bureaucracy. "The opportunities in Brazil are staggering," Bruce Appelbaum, president of Texaco Exploration, said at the Houston conference. "We will all see the benefits of this opening."

Petrobras itself is seeking investment in 100 different projects at a total investment of \$110 billion. The first round of competitive bidding isn't expected until the second half of this year, but so far, private companies or groups have presented proposals for joint ventures in 62 different E&P projects, 44 for exploration.

The company has whittled the list down to 42 projects. It has already signed 19 preliminary joint venture agreements; another 13 are in the process of being signed.

According to Washington, D.C.-based newsletter Latin American Energy Alert, Texaco, in a consortium with Exxon, Shell and Japan's Mitsubishi, has won the right to develop the deepwater Albucaera Leste field in the Campos Basin. Texaco spokesman Paul Weeditz wouldn't comment, but Appelbaum noted in his speech that the company is busy preparing for pos-

sible. "We are facing a historic moment in energy," he said. "Come be a partner of Brazil."

### Fuerte Competencia

Por otra parte, los vecinos del Brasil—Argentina, Venezuela, Ecuador, Colombia y Perú—ricos en petróleo, han podido atraer miles de millones de dólares de inversiones extranjeras. Por eso, funcionarios del gobierno brasileño han empezado a viajar en busca de socios. En abril, durante una conferencia patrocinada por la Cámara Interamericana de Comercio, Peter Greiner, Subsecretario de Energía del Brasil, extendió una franca invitación: "Estamos frente a un momento histórico," dijo "vengan al Brasil y háganse socios."

Las empresas petroleras internacionales están ansiosas; envían representantes, abren oficinas y tratan de navegar el mar de la burocracia federal. "Las oportunidades del Brasil son monumentales," dijo durante la conferencia de Houston Bruce Appelbaum, presidente de Texaco Exploration. "Todos vemos los beneficios de esta apertura."

Por su parte, Petrobras busca capital para 100 proyectos diferentes que costarán US\$1,000,000 millones. Aunque la primera ronda de licitaciones no se espera sino durante el segundo semestre de este año, varias empresas privadas, individualmente o en grupos, ya han hecho propuestas para operaciones conjuntas con Petrobras para más de 100 proyectos: 62 de E&P y 44 de exploración.

La lista se ha reducido a 42 posibles pactos de asociación. De estos, 19 ya han recibido aprobación preliminar y 13 están a punto de firmarse.

Según informa "Latin American Energy Alert," carta de noticias que se publica en Washington, D.C., a un consorcio formado por Exxon, Shell y Mitsubishi (Japón) se le ha otorgado el derecho de desarrollar el campo Albucaera Este, de aguas profundas, situado en la Cuenca de Campos.

Los pactos más atractivos son los de exploración y producción, incluso los de Pescada-Arbolama/IRNS-128, en la Cuenca de Potiguari; I-BAS-097, en la Cuenca de Camamu; I-SES-107D, en la Cuenca de Sergipe; y I-RJS-366 en la Cuenca de Campos.

Los proyectos de desarrollo del campo Albucaera Este y I-SES-107D, este último en la Cuenca de Sergipe, han despertado notable atención. Y a las empresas privadas les intriga les intriga el potencial de operaciones de recuperación mejorada en el campo costanero de Cacao y los yacimientos de Fazenda Cedro Norte, Fazenda Queimados y Rio Itaunas, todos situados en la Cuenca de Espírito Santo, así como otros campos de las cuencas de (Recôncavo y Sergipe-Alagoas).

Antes de que se ejecute cualquiera de esos proyectos será necesario determinar las condiciones fiscales, de las cuales la más importante es la estructura de los impuestos sobre la renta. Los impuestos federales son de 25% y los estatales, para la industria petrolera, fluctúan entre 12% y 37%. Para empezar, pues, la tajada de impuestos podría ser de 55%, incluidas las regalías de 5% o de 10%, según sea la

## REDA tiene la combinación para sus problemas de atrapamiento de gas.

El atrapamiento de gas le puede robar la producción y ocasionar fallas prematuras en las bombas sumergibles. El Manejador Avanzado de Gas patentado por REDA puede eliminar el atrapamiento de gas mediante condicionamiento del fluido y colocación del gas en solución, permitiendo su producción a través de la bomba. Con el Manejador Avanzado de Gas, REDA hace que los pozos con más alta RGP produzcan más que con cualquier otra bomba sumergible.

El Manejador Avanzado de Gas, expande las aplicaciones de las bombas REDA para incluir el desajuste de pozos de gas, los pozos gasíferos de producción con empacadores de profundidad y los pozos de producción con levantamiento de gas.

TRANS RATIO

# REDA

## MANEJADOR AVANZADO DE GAS

### La Prueba está en los resultados:

**50% de Aumento en Producción.** - Un pozo en Egipto estaba experimentando producción intermitente debido a atrapamiento de gas. Después de instalar un Manejador Avanzado de Gas, la producción aumentó de 800 a 1250 BPD y sin atrapamiento de gas.

**La Producción se Duplica.** - En Kuwait, había un pozo que atrajaba gas constantemente después de 60 a 70 minutos de estar usando una bomba sumergible con un separador de gas. Un Manejador Avanzado de Gas se instaló por encima del separador de gas. La producción aumentó de 900 BPD a 2100 eliminando al mismo tiempo los tiempos de parada.

**Alternativa Nueva para el Levantamiento.** - Un pozo en México estaba produciendo 474 BPD (RGP de 363 scf/stb) con levantamiento de gas utilizando 1 mmscf de gas por día. Una bomba REDA con un Manejador Avanzado de Gas se instaló por debajo de un empacador (25% de gas libre a través de la bomba) y la producción de petróleo aumentó a 9400 BPD.

Para maximizar sus ganancias en pozos de alta RGP comuníquese con su representante REDA para obtener detalles sobre el Manejador Avanzado de Gas.

© REDA USA

## BRAZIL

sible operation in the Campos Basin and has already hired 150 people.

The most popular deals? Combination exploration/production projects, including Pescadara/Abatia/1-RNS-128 in the Potiguar Basin, 1-BAS-097 in the Camamu Basin, 1-SES-107D in the Sergipe Basin and 1-RJS-366 in the Campos Basin.

Development projects in the Albacora, Leste field and the 1-SES-107D oil discovery in the Sergipe Basin have attracted keen interest. Companies also are intrigued by enhanced oil recovery projects, including the offshore Cacao oil field and the onshore Fazenda Cedro Norte, Fazenda Quicimados and Rio Itaunas oil fields, all in the Espírito Santo Basin, as well as fields in the Reconcavo and Sergipe-Alagoas Basins.

Before any of these projects can move forward, the fiscal terms still need to be worked out. The most important is the tax structure. Federal income taxes are 25% and state taxes for the oil and gas industry range from 12% to 37%. The up-front tax bite could reach as high as 55%, which includes royalties of between 5% and 10%, depending on the bid. "That would be an excessive burden," Texaco's Appelbaum said at the conference. Rex Gaisford, executive vice president of worldwide development at New York-based Amerada Hess, agreed: "These front-end taxes would be unsustainable for large investments."

### Dollars Or Local Currency?

Another important consideration is the use of foreign currency. Under current law, all bookkeeping, transactions and deposits at local banks must be in Brazilian real. Foreign oil companies are asking for the flexibility to use different currencies to obtain financing, buy equipment and export crude. This would avoid devaluation risks as well as transaction and administrative costs. "Other countries around the world do this," David I. McEvoy, vice president of business development at Exxon Exploration Co., told the conference attendees. "We seek the same from Brazil."

The Brazilian government has so far resisted it. The other option is indexing, which would allow foreign oil companies to have their compensation or income pegged to the dollar, which wouldn't reduce the transaction and administrative costs but would eliminate the foreign exchange risk.

All the fiscal terms are expected to be set forth by presidential decree in a few months. Foreign oil companies, which have expressed their concerns to the government, are waiting with bated breath.

In the end, the ANP will control all the strings, and companies are anxious that it operate in an efficient, transparent way. "The ANP has a unique opportunity to create an environment favorable for international investment," Thomas Melsen, vice president of the Americas/Far East for Amoco's exploration group, said at the Brazil conference. "Will they set up invitations or barriers to entry?"

In the meantime, government officials are urging

naturaleza de la oferta. "Esa carga tributaria sería excesiva," dijo Appelbaum de Texaco en la conferencia de Houston. Y Rex Gaisford, vicepresidente de desarrollo mundial de Amerada Hess, concordó al afirmar que "ese régimen impositivo no sería sensato para inversiones grandes."

### ¿Dejólar o moneda local?

Otro factor de importancia es el uso de moneda extranjera. Bajo la ley vigente, toda la contabilidad, las transacciones y los depósitos en los bancos locales, deben hacerse en moneda brasileña (el real). Las empresas extranjeras piden flexibilidad para usar diferentes monedas en la obtención de financiamientos, compras de equipos y exportación de petróleo. Tal medida las ampararía contra el riesgo de devaluaciones y mantendría estable su costo administrativo y el de sus transacciones. "En otros países del mundo eso es posible," le dijo a los asistentes de la conferencia David I. McEvoy, vicepresidente de desarrollo comercial de Exxon Exploration Co. "en el Brasil esperamos lo mismo."

Hasta ahora, el gobierno brasileño se ha mostrado reacio. La otra opción es un sistema de índice, el cual le permitiría a las empresas extranjeras equiparar su compensación y/o sus ingresos con dólares de los EE.UU. Tal enfoque no disminuiría los costos administrativos ni de transacciones, pero eliminaría el riesgo de devaluaciones de la moneda local.

Al final de cuentas, la ANP moverá todas las cuerdas y las empresas esperan ansiosamente que la nueva entidad funcione eficiente y abiertamente. "La ANP tiene la singular oportunidad de crear un ambiente propicio para las inversiones internacionales," dijo Thomas Melsen, vicepresidente del grupo de exploración de Amoco para las Américas y el Lejano Oriente. "Para entrar en Brasil, ¿hará francas invitaciones o pondrá obstáculos?"

Al mismo tiempo, funcionarios del gobierno le urgen a las empresas extranjeras que se asocien con Petrobrás. "Si se unen a un monopolio corren menos riesgo," dijo en Houston Greitner, Subsecretario de Energía.

### Quiénes Están Interesados

Para empezar, una empresa (ARCO), radicada en Los Angeles) ya ha salido a la palestra. ARCO no es una recién llegada al Brasil, ya que sus relaciones con ese país datan de la década de 1920, a través de Atlantic Refining Co. A principios de los años 1990, ARCO tenía 1,600 empleados y ventas anuales de unos \$1,800 MM/año, ocupando así el noveno lugar entre las empresas privadas más grandes del país.

Sin embargo, en 1993 ARCO vendió sus bienes y operaciones del Brasil a la empresa local Companhia Brasileira de Petróleo Ipiranga. "Esa decisión de ARCO-Brazil fue puramente estratégica," afirmó entonces William C. Rusnack, presidente de ARCO Products Co. "Nuestras actividades brasileñas no eran parte de nuestro núcleo comercial completamente integrado."

ARCO ha cambiado su actitud. En febrero abrió oficinas en Río de Janeiro y ha firmado dos pactos preliminares para operaciones conjuntas con Petrobrás, aunque

# Acondicionador de Lodo

# SOLTEX

Conoce sus todos y controla el medio ambiente con el acondicionador total de Drilling-Specialties Co. Ud. logra ambientes más saludables.

Por todo el mundo, Soltex ha demostrado que es la alternativa y económica solución para resolver problemas de uiltas y proteger el medio ambiente. Soltex:

- Disminuye la toxicidad y el desgaste.
- Controla la pérdida de circulación en pozos de alta presión y alta temperatura.
- Aumenta la lubricidad.
- Reduce los atascos por presión diferencial.
- Impide la desovación del nido.
- Produce revocque fuerte y duradero en la pared del pozo.

Una y otra vez, en todos a base de aceta y de agua, el Soltex ha sido efectivo e incluso ha contribuido a establecer récords mundiales de perforación. En ambientes de pozo, el Soltex-K es muy eficaz porque contribuye a reducir el todo con base de polialco.

De todos a cementaciones, complicaciones, tratamientos de estímulo y recuperación mejorada, el surtido multipropósito de aditivos para fluidos de Drilling-Specialties puede satisfacer sus requisitos específicos. Para más detalles sobre el Soltex o el Soltex-K, comuníquese hoy mismo con el representante de Drilling-Specialties más cercano a Ud.

Ventas y Mercadeo (EE.UU.) 713-895-2080  
 Fax (EE.UU.) 713-895-2081  
 Aberdeen, Escocia 44-1224-254400



EL MEJOR GRUPO DE FLUIDOS DE PERFORACION DE LA INDUSTRIA

www.DrillingSpecialties.com

Desde 1946

DRILLING SPECIALTIES COMPANY

## BRAZIL

owned ArcoBrasil Participacoes e Investimentos Ltda., which had 1,600 employees and annual sales of around \$1.8 billion, making it the ninth-largest private company in Brazil.

But in 1993, Arco sold out to Brazilian oil concern Companhia Brasileira de Petroleo Ipiranga. "The decision to sell ArcoBrasil was strictly strategic," William C. Rusnack, president of Arco Products Co., said at the time. "The Brazilian activities are not part of our integrated core businesses."

Arco has changed its tune. In February it opened an office in Rio de Janeiro and it has signed two pre-joint venture bidding agreements with Petrobras. But it won't specify which projects it's looking at. "We're evaluating a lot of things," said Albert Greenstein, Arco's manager of media relations.

Exxon is also there, having had an office in Brazil since 1912. The company won't comment on whether it has any pending deals with Petrobras. But its interest is clear: "Brazil has accomplished much in the last few years," McEvoy said at the Houston conference. "We look forward to working with such a partner."

Amerada Hess opened an office a year ago and is anxious to get going. The company won't comment on what deals it may be pursuing, "but we're very, very interested," Spokesman Carl Tursi said. "There's a lot of potential and deepwater prospects, which we have some expertise in. And we already have a rig available. So we're prepared to go if we're the one they choose."

Royal Dutch/Shell is interested in building and buying natural gas networks. (It already owns 20% of a Sao Paulo network.)

Last year, Amoco bid on Cegas, a local distribution network near Sao Paulo. But Enron ended up winning the bid. Amoco spokesman Neil Chapman said the company is also looking at exploration opportunities from a small office it opened in Rio.

Sao Francisco, Calif.-based Chevron is taking more of a wait-and-see attitude. The company has been selling fuels, lubricants and technological solutions to Petrobras for years. It even pursued some of the risk service contracts Petrobras offered in the late 1970s and early 1980s, but with little success. When the government announced it was opening up the country's energy sector, Chevron opened an office in Rio de Janeiro last December.

"Once the more recent announcements were made by Brazil that the energy sector overall would be opened, we decided that this would be a good opportunity to explore," said Raffiella Cristanetti, manager of external affairs for Chevron Latin America in Caracas. Bakersfield, Calif.-based Occidental Petroleum, however, has reportedly pulled out of negotiations with Petrobras, citing lack of transparency in the partnership process. An Occidental Petroleum spokesman didn't return calls seeking comment.

European companies are also scouting for deals, including Statoil and Norsk Hydro from Norway; British Gas and Enterprise Oil from the U.K.; Elf

## BRAZIL

no ha indicado la naturaleza de ellos. "Estamos evaluando muchas cosas," declara Albert Greenstein, gerente de relaciones públicas de ARCO.

Exxon ha estado en Brasil desde 1912. La empresa no revela si tiene pactos pendientes con Petrobras, pero su interés es innegable. "Brasil ya logrado mucho en los últimos años," dijo McEvoy en la conferencia de Houston. "Esperamos poder trabajar con este socio."

Hace 1 año, Amerada Hess abrió oficinas y no oculta su ansiedad por iniciar actividades. La empresa no revela que busca. "Estamos muy, muy interesados," dijo Carl Tursi, vocero de la empresa. "Hay muchos prospectos potenciales en aguas profundas, y en ese renglón tenemos experiencia. Tenemos disponible un equipo de perforación marina y estamos, pues, listos para entrar en acción si nos escogen."

El año pasado, Amoco hizo una oferta para comprar Cegas, una red de distribución de gas cercana a Rio de Janeiro, pero Enron fue la ganadora de la licitación. Neil Chapman, representante de Amoco, dice que su empresa busca también oportunidades para explorar.

Chevron, empresa radicada en San Francisco, ha abierto un campés de espera. Desde hace muchos años, Chevron vende en el Brasil combustibles y lubricantes, y le proporciona soluciones tecnológicas a Petrobras. En las décadas de los años 1970 y 1980 trató en vano de conseguir contratos de riesgo en las roudas que ofreció Petrobras. Cuando el gobierno anunció que estaba abriendo las puertas de la industria petrolera a empresas privadas, Chevron instaló oficinas en Rio de Janeiro.

"Tan pronto como se hicieron los anuncios más recientes, indicando que todo el sector de la energía se abriría para las empresas privadas, decidimos que tendríamos una buena oportunidad para explorar," dijo Raffiella Cristanetti, gerente de asuntos externos de Chevron Latin America, con sede en Caracas.

Las empresas europeas también esperan firmar pactos; entre otras, Statoil y Norsk Hydro de Noruega; British Gas y Enterprise Oil del Reino Unido; Elf Aquitaine y Total de Francia; y Repsol de España. YPF de Argentina y Japex del Japón también están husmeando.

Más aún, no faltan las empresas

foreign companies to pair up with Petrobras. "If you win with a monopoly, there's less risk," Undersecretary eimer said in Houston.

ho Wants To Get Involved s Angeles-based Atlantic Richfield (Arco), for one, is mping in. Not exactly a newcomer to the country, its rliest experiences date back to the 1920s with antic Refining Co. In the early 1990s, the company

## You've Got Two Choices.

**Freight Forwarding and Export Crating...**

**The "Good Old Boys"**

**The "Jiffco Systems Lady"**

It's a choice between business that rely on reliable, personalized personal service from a day, 365 days a year for over 20 years, Jiffco Systems, President, Marjorie Landis. If the land parcel staff have been delivering what the "good old boys" only promise. So far, no new shipment from our small, anywhere in the world, warehouse with the right advice.

**Get the right advice, not just the price.**

**Personalized Service** - Occam, Air & Logistics

**24 hour availability**

**Flexibility** (from a box of paper clips to a complete railway)

**Bilingual personnel**

**Reliability & Honesty**





**Jiffco Systems, Inc.**  
 7211 North Loop 510 East • Houston, TX 77028  
 Phone: 713 671-4066 • Fax: 713 671-0703  
 E-mail: [mcawrite@jiffco.com](mailto:mcawrite@jiffco.com)

uitaine and Total from France; and Repsol from Spain. Japex from Japan and YPF from Argentina are sniffing around.

Even the smaller E&P companies are interested, including Vintage Petroleum, Kerr-McGee, Unocal, Phillips Petroleum and Benton Oil and Gas. Houston-based Pennzoil has signed a pre-joint venture agreement with Petrobras, but Bill Davis, senior vice president and general manager of international exploration and production, is waiting to see what the rules look like before he signs on the dotted line. "The fiscal terms have to cover the risk involved," he said.

Houston-based Union Texas Petroleum hasn't yet signed a preliminary deal with Petrobras. But it has discussed several possible joint venture deals. "Brazil is a country of long-term interest to us," said John P. UPP, director of business development for the Americas. "If the fiscal terms won't allow our company to make sufficient economic returns on our investment, that would be a stumbling block. In today's world, there's a lot of competition for investment dollars. They'll have to offer terms that are going to work." Whatever happens, Brazil is well on its way to opening up its oil and gas sector to private interests. "Brazil will never be the same again," Amerada Hess' Gaisford said at the conference. "There is no turning back."

pequeñas y medianas que también muestran interés, incluso Vintage Petroleum, Kerr-McGee, Unocal, Phillips Petroleum y Benton Oil and Gas. Pennzoil, empresa radicada en Houston, ha acordado un pacto preliminar de asociación con Petrobras; pero Bill Davis, vicepresidente y gerente general de operaciones internacionales de E&P, dice que, antes de firmarlo, su empresa esperará hasta que se conozcan todas las reglas. "Las condiciones fiscales deben tener en cuenta los riesgos consiguientes," dice Davis.

Union Texas Petroleum, con sede en Houston, no ha firmado pactos preliminares con Petrobras pero ha discutido varias posibilidades de asociación. "Brasil nos interesa a largo plazo," afirma John P. Klein, director de desarrollo comercial en las Américas. "Si las condiciones fiscales no le permiten a nuestra empresa obtener utilidades razonables sobre nuestras inversiones, eso sería un serio obstáculo. En el mundo actual hay mucha competencia para obtener inversiones en dólares. El Brasil tendrá que ofrecer incentivos para atraer capital extranjero."

Pase lo que pase, el Brasil ha recorrido ya un largo trecho para abrirle a las empresas privadas las puertas de su industria petrolera. "Brasil nunca volverá a ser como era antes," dijo en la conferencia de Houston Gaisford de Amerada Hess. "Ya no puede echar un paso atrás."

# ORBIS

ENGINEERING, INCORPORATED



**Orbis Oriental de Venezuela, C.A.**  
 Av. Raúl Leoni C/Carre Compustru  
 Edif. La Palma Mazarzeas 1 y 2  
 Maracay Edif. Monagas, Venezuela  
 tel (051) 411893/427255  
 fax (051) 412883

- Ingeniería de Producción
- Ingeniería de Yacimientos
- Ingeniería de Perforación
- Servicios con Tuberia Flexible
- Diseño de Reparación de Pozos
- Supervisión de Campos
- Operaciones Internacionales

Visitemos en el Internet: [www.c-com.net/~OPI](http://www.c-com.net/~OPI)

**OPI**  
 Oilfield Products, International, Inc.

711 Bay Area Blvd., Suite 225, Webster, Texas 77598, E.U.A.  
 Ph. 281-338-1327 • Fax 281-554-5200

## LLAVES UNIVERSE PARA TUBERIA REVESTIDORA Y DE PRODUCCION LLAVES DE CONTRAFUERZA

- Llaves Corrientes y de Contrafuerza de 4 1/2" a 24"
- Sistema de Agarre de 3 Cuijadas. No Da Ni Maltrata los Tubos
- Estrangulador Hidráulico de Velocidad Variable
- Redo Sistema de Engranajes Rectos Que Proporciona Alta Torción

### OTROS PRODUCTOS OPI

- Unidades de Potencia Hidráulica
- Sistemas de Rotación de Juntas Kelly
- Sistemas de Rotación de Tuber de Perforación
- Sistemas Computarizados Com-Torque de Enrosque
- Unidades Para Empalmar Tubos

Combinátese con Paul Tompkins en  
**Oilfield Products International, Inc.**  
 Email: [OPI@C-Com.Net](mailto:OPI@C-Com.Net)



# OPEC's Role Discussed

While overproduction by member countries is blamed by the current weakening of oil prices, Venezuela's impact is minimal.

**A** 200,000 b/d-production cutback could be viewed as a "drop in a bucket" in a world currently awash in oil, but for Venezuela it represents a significant blow. Last April, in compliance with the agreement of OPEC and non-OPEC countries, Venezuela officially announced such a cut, thus reducing its output from 3.37-million b/d to 3.17-million b/d. Venezuela's OPEC production quota is 2.58-million b/d.

In a recent essay, the President of Petróleos de Venezuela S.A. (PDVSA), Dr. Luis Giusti, expressed his concern about the current world market situation and defended Venezuela's overproduction as an unavoidable means of economic survival.

Within the OPEC member countries, Giusti asserted, Venezuela's situation is unique because of the nature of its oil resources. Of the 74 billion bbl of the country's total proved oil reserves, he explains, "58% correspond to heavy and extra-heavy oil; and those of the fabled Oil Belt of the Orinoco fall in the latter category. Therefore, the majority of Venezuela's crudes have no direct access to the international markets—simply because they can't be refined by conventional processes, which are the most prevalent in the world's refining industry."

To illustrate Venezuela's plight, Giusti explained that a intermediate refinery processing West Texas Crude can expect a high yield of light products and only 25% of low-cost heavy residual oil. If the same refinery were to process extra-heavy crude, he said,

# Discute Papel de OPEC

Aunque a la sobreproducción de los países miembros se achaca el debilitamiento de los precios del petróleo, el impacto de Venezuela es mínimo.

**S** i una baja de producción de 200,000 b/d podría verse como una gota de agua en el mar, en un mundo ahora se ahoga en petróleo, para Venezuela representa un serio golpe. En abril, para cumplir con el acuerdo pactado entre países miembros y no miembros de OPEC, Venezuela anunció oficialmente tal reducción, disminuyendo así su producción diaria de 3,37 MMbbls a 3,17 MMbbls. La cuota de producción de Venezuela, fijada por OPEC, es de 2,58 MMbbls.

En un ensayo recientemente, el Dr. Luis Giusti, Presidente de Petróleos de Venezuela S.A. (PDVSA), expresó su preocupación por la situación actual del mercado petrolero mundial y defendió la sobreproducción de Venezuela como un inevitable medio que requiere el país para sobrevivir económicamente.

Entre los países miembros de OPEC, afirma Giusti, la situación de Venezuela es singular a causa de la naturaleza de sus reservas de petróleo. De los 74,000 MMbbls de reservas probadas venezolanas, explica, "el 58% corresponde a crudos pesados y extrapesados; adicionalmente, todos los crudos de la Faja del Orinoco pertenecen a esa misma categoría. En consecuencia, la mayoría de los petróleos venezolanos no tiene acceso directo a los mercados internacionales porque no son fungibles; o sea, que no pueden consumirse los sistemas convencionales de refinación, que constituyen el grueso del parque refinador del mundo."

Para ilustrar el problema venezolano, Giusti explica que una refinería corriente, al procesar Crudo Intermedio

by Avero Franco, Contributing Editor

## CUANDO LA SITUACION ES DIFICIL, LAS EMPRESAS EXPERTAS ACUDEN A INTERNATIONAL MAT PARA LLEGAR A SUS LOCALIZACIONES.

International Mat proporciona patentadas esteras casantes prefabricadas que forman fuertes, durables y flexibles bases de caminos para que Ud. pueda ir a sus localizaciones en cualquier parte del mundo.

Las esteras, hechas de madera dura de superior calidad, se instalan rápida y seguramente. De novedoso diseño, el sistema de esteras de madera dispersa eficazmente la carga de equipos pesados. Esto las hace el medio ideal para gran variedad de aplicaciones, incluso caminos de acceso a sitios de perforación, a brigadas de construcción de oleoductos y a sitios de frágiles condiciones ambientales, tales como pantanos. Las esteras proporcionan acceso ininterrumpido a los sitios de obra (incrementando así la productividad); se pueden apilar desde el fondo de los pantanos y se prefabrican para cerrarse de que sean seguras.



International Mat, Ltd. es una división de SOLOCO, líder mundial en construcción de campo petrolero. A través de SOLOCO, International Mat, Ltd. puede determinar cuál es el diseño más indicado para construir presas para descarte de desechos y presas de reserva ambientalmente aceptables, así como fosos y otras estructuras de tierra. Ya sea para localizaciones terrestres o en pantanos, International Mat, Ltd. tiene el equipo, la experiencia y el personal que requiere para resolver los problemas más difíciles de acceso a sitios de obra.



### INTERNATIONAL MAT, LTD

Sede Principal  
207 Town Center Parkway, First Floor  
Lafayette, LA 70506-7324, E.U.A.  
TEL: 318-981-5058  
FAX: 318-984-9241  
www.sobcolc.com

IML de Venezuela Sicaural  
El Tigre, Estado Anzoátegui  
TEL: 83.412346  
FAX: 83.412583  
CELL: 14.836510  
www.internationalmat.com

## VENEZUELA

it would yield 75% of residue—a volume that would turn the operation into an economic disaster.

"Because our heavy oil has no direct access to the world markets," he continued, "we had to develop a long-range market penetration program that requires substantial investments in the so-called deep conversion processes to transform it into saleable products. To achieve this objective, 4 to 6 years are needed. This explains why Venezuela can't adopt as a sound marketing policy increasing and decreasing its oil output (as dictated by world demand). This can only be done by countries that produce conventional oil, such as those of the North Sea region, Saudi Arabia, Kuwait and other nations of the Middle East."

### OPEC's Role

Analyzing the role of OPEC since its inception in 1960, Giusti affirmed that during its first decade the organization achieved modest results within its primary goal of achieving "just" oil prices for its members. "During the 70s," he recalled, "a series of political upheavals in the Middle East (the unilateral Libyan embargo in 1970, the Yom Kipur war in 1973, the Iranian revolution in 1979 and the beginning of the Iraq-Iran war), skyrocketed oil prices and economically rewarded the exporting countries beyond their most optimistic expectations."

The substantial price increase, however, worked against producing countries because the importing nations carried out successful campaigns to save energy and to substitute oil products by other energy sources. Furthermore, affirmed Giusti, high oil prices fostered the development of substantial volumes of reserves in high-cost areas such as the North Sea, with the ensuing addition of 5 million b/d to the world supply during the 1970s. Prices began to weaken early during the early 1980s—and as a means to stop the decline, in 1983 OPEC established the quota system. This strategy failed to stop the fall and prices collapsed in 1986.

"As a result of this process," said the PDVSA president, "by 1986 OPEC faced a drastically reduced market, in which its participation had shrunk from 30 million b/d to 16 million b/d, while prices had nose-dived from \$35-\$38/bbl to \$12-\$14/bbl."

Between 1983 and 1986, said Giusti, OPEC institutionalized a quota system, "based on the simplistic conclusion that oil prices could remain high by cutting back the output of its members. It is evident that this didn't occur."

In 1986 OPEC changed its focus, aiming at increasing market share, not with \$35-\$40/bbl oil, but with \$18-\$20/bbl oil, a move that opened new opportunities for its members. As a result, he said, "in an environment of competitive prices, world demand grew steadily, giving low-cost OPEC producers an increase in their market share. Today they produce about 28 million b/d, compared to a total world output of 45 million-46 million b/d." Under this market penetration approach, he added, "the quota system has become, in principle, contradictory. OPEC, in fact, has adopted a non-official policy that

del Occidente de Texas puede esperar un alto rendimiento de productos livianos y sólo 25% de residuos pesados, de bajo costo. Si la misma refinería sólo procesara crudos extrapesados, el rendimiento de residuo sería de 75%, volumen que convertiría la operación en un desastre económico.

Puesto que gran parte del crudo venezolano no tiene acceso directo al mercado mundial, agrega Giusti, Venezuela tuvo que elaborar "planes con visión de largo plazo y con una clara estrategia de penetración de mercados, la cual implica importantes inversiones en lo que se denomina conversión profunda para convertir grandes volúmenes de residuo pesado en productos mercaderables. La ejecución de ese tipo de proyectos toma 4 y hasta 6 años. Por eso, Venezuela jamás puede tener como estrategia de comercialización la de estar abriendo y cerrando producción, como sí lo pueden hacer los productores de crudos fungibles, tales como los del Mar del Norte, Arabia Saudita, Kuwait y otros productores del Medio Oriente.

### La OPEP

Al analizar el papel que ha desempeñado OPEP desde que se fundara en 1960, Giusti afirma que durante la primera década de su existencia la organización tuvo modestos resultados dentro de su meta de lograr precios "justos" para sus miembros. "Durante la década de los años 70, una serie de acontecimientos políticos en el Medio Oriente catapultó los precios del petróleo. El embargo unilateral de Libia en 1970, la guerra de Yom Kipur en 1973 y la revolución iraní en 1979, seguida del inicio de las hostilidades entre Irán e Irak, llenaron las arcas de los exportadores, convirtiendo en realidad las aspiraciones de la OPEP, mucho más allá de sus más optimistas expectativas."

El resultante aumento de precios afectó adversamente a los países productores porque las naciones importadoras adoptaron exitosamente programas para ahorrar energía y disminuir el petróleo por otras fuentes de energía. Más aun, dice Giusti, los altos precios prohibieron el desarrollo de reservas en regiones de alto costo, tales como la del Mar del Norte, lo que a la postre significó 5 MM b/d de oferta adicional durante los años 1970. Los precios empezaron a debilitarse a principios de la década de 1980 y su colapso ocurrió en 1986.

Para entonces, la OPEP se enfrentaba a un mercado en el cual su participación había bajado de 30 MM b/d a 16 MM b/d y sus precios habían bajado de US\$35-US\$38/bbl a US\$12-US\$14/bbl. De 1983 a 1986, agrega Giusti, "la OPEP había institucionalizado un programa de cuotas, apoyada en la conclusión simplista de que se podrían mantener los elevados precios reduciendo el suministro de crudo de OPEP, cosa que evidentemente no ocurrió."

A partir de 1986, OPEP cambió de estrategia, esta vez "con la intención de penetrar mercados, ya no con un objetivo de US\$35-US\$40/bbl, sino de alrededor de US\$18-US\$20/bbl, y comenzó a brindar un nuevo espacio," afirma Giusti y agrega: "En un ambiente de precios competitivos, los países de la OPEP, productores de bajo costo, vieron aumentar su volumen. Actualmente producen unos 28

## VENEZUELA

uld be termed as 'mixed' or even better defined, 'clear'."

While the organization maintained quotas and a production ceiling, exercising their sovereign right, individual members choose to continue overproducing."

Saudi Arabia, for one, has increased its production from 5 million b/d in 1991 to 9.1 million b/d or more currently, following a clear strategy of market penetration volume, achieved within an institution that it has traditionally dominated. The Saudi quota, self-imposed in 1997, is 8.76-million b/d.

From 1990 to 1997, production increases gave Venezuela an additional accumulated income of \$24 billion—and \$81 billion to Saudi Arabia. In 1997, Venezuelan oil exports yielded a gross income of \$17 billion, and those of Saudi Arabia \$53 billion.

While there is no doubt that Saudi Arabia and Venezuela represent the main driving forces within OPEC, their market penetration strategies differ drastically. Saudi Arabia has achieved its expansion goals based on its huge volumes of conventional crude. Venezuela's approach, on the other hand, has been quite different. Due to the very nature of its reserves in which heavy crudes are predominant, said Giusti, Venezuela had to adopt "investment programs with long-range and commitments, achieving market expansion much more modestly by unilaterally increasing its market position." Clearly, he added, Venezuela can't afford to be by its 2.58-million b/d OPEC quota because, at that time, a price of \$18.50/bbl would be needed to fulfill country's needs, something that would be totally impossible.

"Venezuela's overproduction represents only 0.8% of world's total output. It can be stated, without any doubt, that Venezuela can't be blamed by the current market situation." This had been caused by a 1.4-million drop in worldwide demand: 900,000 b/d due to the economic crisis, and the balance by the 1997-1998 winter in the Northern Hemisphere, one of the most high on record.

### Venezuela's Case

Despite the fact that over the years Venezuela has officially sanctioned OPEC's quota system, the fact remains, said Giusti, that his country "has been overproducing the last 10 years. Its current quota is 2.58 million b/d, while its production capacity stands at 3.3 million b/d, of which 338,000 b/d satisfy domestic demand and the rest is exported. From 1990 to date, Venezuela's production has increased by 1.2 million b/d (24%), while that of Saudi Arabia has jumped by 4.9 million b/d (63%)."

As for the current quota, Giusti said it's time "to ask Venezuela should continue accepting a quota that represents 9% of total production, assigned upon considerations arising during the predominance of the b countries at the end of the 1970s and the beginning the 1980s."

Hart's Petroleum Engineer International

MM b/d de los 45-46 MM b/d que se producen en todo el mundo. Dentro de este nuevo ambiente de penetración de mercados, el sistema de cuotas resulta, en principio, contradictorio. La OPEP ha venido manejando una estrategia no oficial que puede calificarse de 'mixta,' aunque una manera más apropiada de definirla sería 'poco cara.' Se mantiene un sistema de cuotas...pero todos los países, ejerciendo su derecho soberano, han producido en exceso de sus cuotas."

Desde 1990, Arabia Saudita ha aumentado su producción, 4.9 MM b/d, "en una clara estrategia," dice Giusti, "de penetración por volumen, manteniéndola dentro de una institución que tradicionalmente ha dominado." Durante el mismo lapso, el aumento de producción de Venezuela fue de 1.2 MM b/d.

De 1990 a 1997, los aumentos de producción le dieron a Venezuela ingresos adicionales de US\$24,000 MM—y de US\$81,000 MM a Arabia Saudita. En 1997, las exportaciones venezolanas de petróleo rindieron un ingreso bruto de US\$17,000 MM; y las de Arabia Saudita US\$53,000 MM.

Aunque no cabe duda de que Arabia Saudita y Venezuela son los puntales principales de la OPEP, explica Giusti, sus estrategias de penetración de mercados son drásticamente diferentes. A tiempo que la de Arabia Saudita se apoya en sus monumentales reservas de crudo convencional, Venezuela ha tenido que optar por otro enfoque porque "su base de reservas la obliga a implantar programas de inversión con visión y compromiso de largo plazo, y ha logrado ganar penetración adicional en forma mucho más modesta, ampliando unilateralmente su posición de mercado." Claramente, agrega Giusti, Venezuela no puede someterse a su cuota de 2.58 MM b/d a menos que pudiera vender su petróleo a US\$18.50/bi para sostener el nivel de ingresos del país, cosa que es absolutamente imposible. A propósito de la cuota venezolana, Giusti dice que "vale la pena inquirir la razón por la cual Venezuela ha de continuar aceptando una cuota de apenas 9% de la producción total, constituida sobre consideraciones nacidas durante el predominio árabe de finales de los años 1970 y principios de los años 1980."

"La sobreproducción de Venezuela representa apenas 0.8% de la producción total del mundo. Se puede afirmar, sin lugar a dudas, que Venezuela no es la causante de la situación actual del mercado." Dicha situación de debe a una disminución de 1.4 MM b/d en el consumo mundial: 900,000 b/d a causa de la crisis económica del Asia y el resto debido al invierno de 1997-1998 en el Hemisferio Norte, el más benigno en muchos años.

En el caso venezolano, dice Giusti, oficialmente siempre ha habido un apego a las decisiones de OPEP en materia de cuotas. "Sin embargo, Venezuela ha venido sobreproduciendo desde hace unos 10 años. Actualmente tiene una cuota asignada de 2.58 MM b/d, mientras su capacidad es de más de 3.3 MM b/d, de los cuales 338,000 b/d se consumen en el territorio nacional y el resto va a la exportación." Desde 1990, la producción de Venezuela ha aumentado 1.2 MM b/d y la de Arabia Saudita 4.9 MM b/d (63%). ●

JUNE 1998



Barcazas de Perforación de Tuberia Flexible



Carrete de Tuberia Flexible y devanaderas trabajadoras



Tuberia Flexible Cabalzar Injector



Ingeniería y Estudios de Factibilidad

Todo proposito barcazas de Perforación de Tuberia Flexible

Paquetes de Costafuera Tuberia Flexible

Todo Terreno barcazas inductibles de Tuberia Flexible

Trailas Transportante con carrete de Tuberia Flexible

Carrete de Tuberia Flexible y devanaderas trabajadoras

Tuberia Flexible Cabalzar Injector

Ingeniería y Estudios de Factibilidad

## Cubrimos la Industria



**Experiencia y Integridad.** Formado en 1972, Dresco diseña y construye innovativo tubería flexible y equipo de perforación para ambientes de diversidad inclusive el Ártico, desierto y costafuera operaciones. **Concepto a Término.** Nuestro expertos en estructura, mecánica, hidráulica y diseño de control con experiencia le da Dresco la habilidad de arreglar tu paquete completo de concepto a detalles ingenieros y confiamento equipo. **Manufacturar y Fabricación.** Nacional Oilwell - Dresco compañías mundial estan equipado para manejar todo de maquinaria pequeña y proyectos de fabricación a grandes pequeñas de integradas perforaciones. **Servicio y Soporte.** Por medio de nuestras oficinas regionales, centrales de ingeniería y operaciones de dispersar, Nacional Oilwell - Dresco soporta clientes cuando y donde se necesitan. Sea paquetes de tubería flexible de perforación o componentes solos. **Te Tenemos Cubrido.**



ESTADOS UNIDOS  
DRECO COLLIER THIEBES & MILLING  
Telephone: 281 341 5865  
Fax: 281 342 5740

CANADA  
DRECO ENERGY SERVICES LTD.  
Telephone: 403 644 3800  
Fax: 403 465 8668

REINUNIDO  
DRECO SHAPIRO LTD.  
Telephone: 441 71 591 3000  
Fax: 44 171 631 067

RUSIA  
DRECO EASTERN EUROPE LTD.  
Telephone: 7 502 225 1530  
Fax: 7 502 225 1591

ESPAÑA  
NATIONAL-OILWELL / DRECO  
MARTIN SEA & MORTENSEN EUROPE  
Telephone: 44 1224 678 780  
Fax: 44 1224 678 775

AUSTRALIA  
NATIONAL-OILWELL SOUTHEAST ASIA  
Telephone: 61 7 3288 1855  
Fax: 61 7 3816 1875

URUGUAY  
NATIONAL-OILWELL MIDDLE EAST  
Telephone: 971 4 838 778  
Fax: 971 4 838 755

Visita nuestra web site: www.natcoil.com



# Aptitud Incomparable En Control de Pozos

## SISTEMA DESVIADOR/PREVENTOR ROTATIVO

**Williams**  
MODELO 7100

El nuevo modelo 7100 de Williams está diseñado para llenar los más exigentes requerimientos modernos de perforación subequilibrada y costatuerá, y consta de (1) un nuevo cabezal rotativo de control probado a presión más alta, (2) una unidad de potencia modular, remota y a prueba de explosiones, y (3) una consola remota de monitoreo/control. Esta nueva unidad también está equipada con un destoque de espacio cautivo para purgar el sistema en aplicaciones de gas agrio. El sistema Williams 7100 es totalmente de impulsor de tope o de impulsor Kelly y está disponible con o sin salida lateral bridada.



- Operación/rotación probada a 2.500 lb/psg<sup>2</sup>
- Estática probada a 5.000 lb/psg<sup>2</sup>
- Capacidad de casco probada a 10.000 lb/psg<sup>2</sup>

**Williams**  
TOOL COMPANY INC.  
INTERNATIONAL

Ventas Internacionales  
Houston, TX E.U.A.

Teléfono: 281 350 0359 • Fax: 281 288 0515

P.O. Box 6755 • Fort Smith, Arkansas 72906 U.S.A.

Phone: 501 646 8866 • Fax 501 646 3502 • E-mail: wthead@aol.com

VENTA • ARRIENDO • SERVICIO

When it comes to diagnosis, remediation, and prevention of formation damage, no one can help you more than Core Laboratories



One of the biggest obstacles to reservoir optimization is formation damage. It can reduce flowrate or cause early production decline. It defers production, ties up capital, and decreases return on investment. It forces early installation of secondary recovery methods and necessitates the drilling of additional wells, thereby driving up capital expenditures. And due to the unattractive economics it presents, operators may completely abandon potentially productive fields.

That's why operators turn to Core Laboratories. We start by helping you avoid formation damage. Our drilling program designs are based on comprehensive laboratory studies, including petrographic analyses of formation sensitivity to various drill-in and completion fluid candidates. Core uses petrophysical analyses and actual drilling and stimulation fluids under in situ reservoir conditions to assess the likelihood or the extent of formation damage. Then we can design remediation or stimulation treatments and provide expertise in selecting the most effective fluids and proppants. And Core uses proprietary tracer technology to evaluate the placement effectiveness of stimulation treatments.

At the very least, formation damage will defer production and reduce payout on your investment.



Core can help you optimize drilling and completion practices, develop well site quality control programs, and even evaluate underbalanced operations. Whether you need diagnosis, remediation, or prevention, contact us. We are your best ally in the battle against formation damage.

Houston: 281-496-9874 or info@corelabrosg.com  
London: +44 (0) 181 686 6051 or rosg@scopic.com



- ProTechnics
- Stim-Lab
- Scott Pickford
- ▼ Saybolt



**A WORLD OF EXPERIENCE IN MULTILATERAL SYSTEMS.**

## **North Sea operator drills a development well and an appraisal well from one slot.**

**Shell UK Exploration and Production, operating in the UK Sector on behalf of Shell and Esso, completes installation of Sperry-Sun's RMLS™ system with full bore access to both primary and secondary laterals.**

**Location:** Tern Alpha Platform, Well TA-17, UK Sector, North Sea

**Situation:** Project required dual capability of development and appraisal using only one slot.

**Plan:** Both main bore and lateral targets were designated "E" sands and are part of the Triassic Cormorant sands. Triassic sands underlie both the Brent and Dunlin sequences. The Brent sequence typically provides the production from the Northern fields. The main wellbore was drilled to access the main development target under Block A and the lateral was drilled to appraise the quality of the Triassic sands underlying field Block B.

**Solution:** Sperry-Sun's expertise and the RMLS Retrievable Multilateral System were utilized to construct a well featuring unrestricted access to the lined and cemented primary and lateral wellbores.

**Results:** –Cementing the lateral liner back to the primary wellbore ensures the full mechanical integrity of the lateral which can also be selectively produced and isolated.

–Sperry-Sun's proprietary orientation system can be used for full bore re-entry into the lateral and main bore at any time during the life of the well.

–The multilateral junction in TA-17 was completed and made ready for running the completion system three days ahead of schedule.

–This was the 108th successful installation by Sperry-Sun — an accomplishment unmatched by any other service company.

Call your Sperry-Sun representative and find out how we can put our worldwide multilateral experience on the line - your bottom line.

**sperry-sun®**  
**DRILLING SERVICES**

P.O. Box 60070 Houston, TX 77205

Phone: (281) 871-4300

Fax: (281) 871-5125

[www.sperry-sun.com](http://www.sperry-sun.com)

® Trademarks of Dresser Industries, Inc.  
® Registered trademarks of Sperry-Sun Technology, Inc.  
© Copyright 1999, Dresser Industries, Inc.

**DRESSER** A Division of Dresser Industries, Inc.