

[54] MALONATO PLATINUM ANTI-TUMOR COMPOUNDS

[75] Inventors: Michael J. Cleare; James D. Hoeschele; Barnett Rosenberg; Loretta L. Van Camp, all of East Lansing, Mich.

[73] Assignee: Research Corporation, New York, N.Y.

[21] Appl. No.: 778,955

[22] Filed: Mar. 18, 1977

Related U.S. Application Data

[63] Continuation of Ser. No. 260,989, Jun. 8, 1972, abandoned.

[51] Int. Cl.² C07F 15/00

[52] U.S. Cl. 260/429 R; 424/245; 424/287; 546/4

[58] Field of Search 260/429 R

[56] References Cited PUBLICATIONS

Ward et al., Cancer Treatment Reports, vol. 60, No. 11, 1675-1678 (1976).

Rosenberg Plat. Metal Rev. 15, pp. 42-47 (1971).

Leh et al., J. Pharmaceutical Sciences, 65, No. 3 (1976), pp. 315-320.

Rosenberg et al., Nature 222, 385-386 (1969).

Primary Examiner—Helen M. S. Sneed

Attorney, Agent, or Firm—Dennis P. Clarke

[57] ABSTRACT

Malonato platinum coordination compounds and a method of treating malignant tumors comprising the parenteral administration to an affected animal of a solution of the compound.

4 Claims, No Drawings

MALONATO PLATINUM ANTI-TUMOR COMPOUNDS

The invention described herein was made in the course of work under a grant or award from the Department of Health, Education and Welfare.

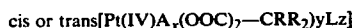
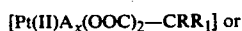
This is a continuation, of application Ser. No. 260,989, filed June 8, 1972, now abandoned.

BACKGROUND OF THE INVENTION

The present invention relates to novel malonato platinum coordination compounds and to their use in cancer chemotherapy.

SUMMARY OF THE INVENTION

The invention provides platinum coordination compounds having the formula:



wherein:

x = 1 or 2;

y = 1 or 2;

z = 0, 1 or 2,

provided that when y = 2, z = 0 and when y = 1, z is greater than 0;

R and R₁ are selected from the group consisting of H, lower alkyl, aryl, aralkyl, alkenyl, cycloalkyl, cycloalkenyl, alkoxy, OH, or are combined with the carbon atom to form a cycloalkyl or cycloalkenyl group, and substituted derivatives thereof;

when x = 1, A is HR₂N—CHR₃—CHR₄—NR₅H and when x = 2, A is H₂NR₆ a heterocyclic amine or an amino acid, wherein R₂, R₃, R₄ and R₅ are the same or different and are selected from the group consisting of H, CH₃, C₂H₅, hydroxy and lower alkoxy provided that R₂ and R₅ may also be aryl or aralkyl, and each R₆ is the same or different and is selected from the group consisting of H, lower alkyl, aryl, aralkyl, hydroxy lower alkyl, hydroxyl and alkoxy amines, alkoxyalkylamines wherein all of said alkyl groups are lower alkyls and heterocyclic substituents including said N as a ring member;

when z = 1, L is a bidentate anionic ligand, and when z = 2, L is a monodentate anionic ligand.

The invention also relates to a composition and method for treating malignant tumors in animals comprising parenterally administering to an animal affected with a malignant tumor a solution containing a platinum coordination compound as defined hereinabove in an amount sufficient to cause regression of the tumor.

DETAILED DESCRIPTION OF THE INVENTION

Platinum coordination compounds and methods for their production are described by J. C. Bailar, Jr., *The Chemistry of the Coordination Compounds*, Reinhold Publishing Corp., N.Y., 1956, Chap. 2; J. Lewis et al, *Modern Coordination Chemistry: Principles and Methods*, Interscience Publishers, Inc., N.Y., 1960 and Kauffman *Inorganic Synthesis*, 7, McGraw-Hill Book Co., Inc., N.Y., 1963.

Platinum (II) forms dsp² coordination compounds which have a square planar arrangement in space. Plati-

num (IV) forms d²sp³ coordination compounds which have an octahedral arrangement in space.

The coordination compounds of the invention include the cis and trans isomers of platinum (II) and platinum (IV) which contain the bidentate malonato ligand which may be substituted or unsubstituted. The malonato ligand may contain substituents selected from the group consisting of lower alkyl, (e.g., methyl, ethyl, n-propyl, isopropyl, n-butyl, etc.); aryl, (e.g., phenyl; lower alkyl-, lower alkenyl-, halo-, nitro-, lower alkoxy-substituted phenyl and naphthyl); aralkyl, (e.g., phenylmethyl (benzyl), 2-(1-naphthyl)methyl); alkenyl, (e.g., 4-amino-1-butene, allyl); cycloalkyl, (e.g., cyclopropyl, cyclohexyl, etc.); cycloalkenyl, (e.g., 2-cyclopenten-1-yl, 2-cyclohexen-1-yl); alkoxy, (e.g., methoxy, ethoxy, etc.), and hydroxy. Also suitable are the 1,1-cycloalkylenedicarboxylic acids, (e.g., 1,1-cyclopropanedicarboxylic acid, 1,1-cyclobutanedicarboxylic acid, etc.) and the 1,1-cycloalkenyldicarboxylic acids, (e.g., 1,1-cyclopropenedicarboxylic acid, 1,1-cyclobutenedicarboxylic acid, etc.)

The coordination compounds of the invention also contain two monodentate ammonia or primary or heterocyclic amine ligands, i.e., when x in the above formula is 2 or one bidentate amine ligand, i.e., when x is 1.

Suitable monodentate amine ligands include lower alkyl amines, (e.g., methyl-, ethyl-, n-propyl-, isopropyl-, n-butyl- amines, etc.), aryl amines, (e.g., aniline), aralkyl amines, (e.g., benzylamine), hydroxy lower alkyl amines, (e.g., ethanolamine, propanolamine, etc.), hydroxylamine, lower alkoxy amines (e.g., methoxylamine, etc.), alkoxyalkylamines (e.g., methoxymethylamine, etc.), and heterocyclic amines (e.g., pyridine and aziridine). Also included are the amino acids, i.e., R₇—CHNH₂—COOH wherein R₇ is H, lower alkyl (e.g., methyl, isopropyl, etc.), hydroxy lower alkyl (e.g., hydroxymethyl, hydroxyethyl, etc.), aralkyl (e.g., benzyl, etc.).

It is to be understood that the coordination compounds of the invention may include two identical or different monodentate ligands.

Suitable bidentate amine ligands include the substituted and unsubstituted primary and secondary ethylenediamines. One or both of the carbon atoms of the ethylenediamine may contain substituents such as lower alkyl (e.g., methyl, ethyl), hydroxyl, alkoxy (e.g., methoxy, ethoxy, etc). Secondary ethylenediamines wherein one or more of the amine groups contains substituents such as listed above for the carbon atoms of the primary amine and aryl (e.g., phenyl) and aralkyl (e.g., benzyl) may also be utilized.

The Pt (II) coordination compounds specified herein do not exist as geometrical isomers; however, the Pt (IV) compounds exist as cis and trans isomers. It is to be further understood that the invention is inclusive of the cis and trans isomers.

The Pt (IV) coordination compounds may also contain two monodentate or one bidentate anionic ligand where only one malonato ligand is present, i.e., where y = 1 in the above formula.

Suitable monodentate anionic ligands include chloride, bromide, iodide, nitrite, hydroxide, nitrate, sulfamate, etc. Among the bidentate anionic ligands which may be present are oxalate, pyrophosphate, dithioxalate.

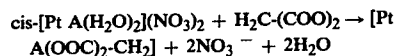
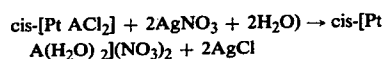
It is to be understood that the invention includes those coordination compounds containing mixed monodentate anionic ligands.

The preferred compounds are those wherein R and R₁ in the above formula are H, methyl or ethyl, i.e., malonatoplatinum, methylmalonatoplatinum and ethylmalonatoplatinum coordination compounds. The most preferred Pt (II) compounds are those malonato-

platinum (II) compounds of the above formula wherein x = 1 and R₂, R₃, R₄ and R₅ are each H, i.e., malonatoethylenediamine platinum (II), methylmalonatoethylenediamineplatinum (II) and ethylmalonatoethylenediamineplatinum (II); and wherein x = 2 and each R₆ is H, i.e., malonodiammineplatinum (II), methylmalonodiammineplatinum (II) and ethylmalonodiammineplatinum (II).

The preferred Pt (IV) compounds are those wherein x = 2, each R₆ is H and y = 2, i.e., bismalonato (or bismethylmalonato or bisethylmalonato) diammine platinum (IV).

The coordination compounds of the invention may be prepared by one of a variety of well-known methods. A general method of preparation of the Pt (II) coordination compounds is as follows: Starting compounds having the formula cis-[Pt A(Hal)₂] wherein Hal is I, Cl or Br and A is one bidentate or two monodentate amine ligands (prepared by the method of S. C. Dhara, Indian J. Chem., Vol 8, p. 193 (1970)) are reacted with silver nitrate to form the diaquo complex. The latter is then reacted with the malonate ion to form the coordination compounds of the invention. This method is represented by the following reaction scheme:

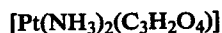


wherein A is one bidentate amine ligand or two monodentate amine ligands.

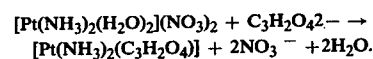
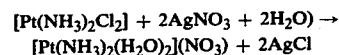
The following non-limiting examples are illustrative of the methods for preparing the compounds of the invention.

EXAMPLE 1

Malonodiammineplatinum(II)



Reactions:



Silver nitrate (22.55g — slightly less than the stoichiometric amount in order to avoid silver contamination) was dissolved in water (50 ml.) and added to [Pt(NH₃)₂Cl₂] (20g) in a 250 ml. conical flask. The contents were warmed (60° C.) on a hot plate with rapid stirring until the silver chloride precipitation was complete and the mother liquor was almost colorless. The silver chloride was filtered off using a fine pore sintered glass filter and the precipitate was washed several times with hot water to give a total filtrate volume of 100–200 ml.

Malonic acid (13g — a twofold excess) was dissolved in water (30 ml.) and neutralized with a solution of KOH (~13g in 30 ml.) to pH 5–6. The resulting potassium malonate solution was added to the platinum containing filtrate and the mixture was carefully warmed

(to avoid "bumping") on the hot plate until white crystals of the product started to form in great quantity. The mixture was then cooled to room temperature and the product filtered off. The filtrate was reheated for 5–10 minutes and cooled to 0° C. to collect a further crop. The crude yield at this stage was 20.5g (93%).

The product was recrystallized by dissolving in boiling or near boiling water. The above yield (20.5g) required about 3 liters of boiling water for complete dissolution. Malonic acid 1g/L was dissolved in the water to suppress any hydrolysis.* The filtered solution was cooled to 0° C. to give white fluffy needles (18.25g–83%).

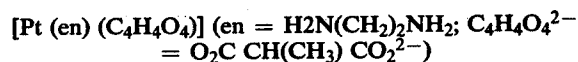
*U.V./via spectral and conductivity studies have shown that hydrolysis is negligible.

The crystals decompose between 185°–190° C. The structure of the product was verified via an i.r. spectrum. Solubility of the product is low in cold water, i.e., 20 mg/100 mls at 20° C. and 43 mg/100 mls at 37° C., but higher in near boiling water (90°–100° C.) ~65g/100 ml.

The empirical composition was verified by elemental analysis:

Malonodiammineplatinum(II) [Pt(NH₃)₂(C₃H₂O₄)]
 Calculated for C₃H₈N₂O₄Pt.C.: 10.88; H: 2.43; N: 8.46; Pt 58.9; Found C: 10.67; H: 2.35; N: 8.54; Pt 58.7.

EXAMPLE 2



Silver nitrate (3.64g) was dissolved in 20 ml of water and added to [Pt(NH₂)₂(CH₂)₂CL₂] (3.5g) suspended in water (30 ml.) in a conical flask. The mixture was stirred on a warm hot plate for 5–10 minutes until all the yellow platinum complex had dissolved to give a yellow liquor plus a copious white silver chloride precipitate. The mixture was filtered through a fine pore filter and the precipitate washed twice with small volumes of hot water. The clear filtrate plus washings was added to an aqueous solution of methylmalonic acid (2g in 20mls) which had been adjusted to pH 5–6. The mixture was heated to about 80° C. for five minutes and then cooled to 0° C. The shiny white crystals which formed were filtered and washed with cold water and acetone (Yield 2.65g). The mother liquor plus aqueous washings was reduced to about half its original volume (~30 mls) to yield a second crop on cooling to 0° C. (Yield 0.85g). Total Crude yield was 3.50 gms (88%). The complex was recrystallized from a minimum volume of boiling water (around 250 mls) with filtration through a fine pore filter prior to cooling to 0° C.

Yield of shiny white leaflets 2.96g (74%).

Calculated for C₆H₁₂N₂O₄Pt: C:19.41 H 3.26 N:7.55; Found C:19.11 H 3.61 N:7.89.

A second crop (0.33g–8%) was obtained by reducing the bulk of the mother liquor.

EXAMPLE 3



Silver nitrate (5.45g) was dissolved in water (30 ml) and added to trans [Pt(NH₃)₂Cl₄] (3g) suspended in water (30 mls) containing concentrated nitric acid (3 ml). The contents were warmed on a hot plate (70°–80° C.) and stirred for at least one hour. The mixture was filtered through a fine pore sintered glass filter to remove the silver chloride. The precipitate was washed twice with a small volume of hot water. The clear fil-

trate plus washings was tested with a drop of 1M KCl solutions to determine if excess silver chloride was present. (If the test is positive, sufficient KCl is added dropwise to the bulk solution until no silver chloride is precipitated.) The solution was refiltered and the filtrate reduced to 20–30 mls in volume and cooled to 0° C. to yield plate yellow crystals (presumably trans $\text{Pt}(\text{NH}_3)_2(\text{NO}_3)_4$). These were washed with a little cold water and then acetone (Yield 1.8g). A portion of this yield (1g) was dissolved in a minimum of hot water to which sodium nitrate (0.2g) had been added. This solution was filtered into an aqueous solution of malonic acid (0.5g — a slight excess) which had been adjusted to pH 5–6 with sodium hydroxide. White nuco-crystals of the complex quickly form on cooling. These were filtered off and washed with cold water and acetone. (Yield 0.7g — 30–40%).

Calculated for $\text{C}_6\text{H}_{10}\text{N}_2\text{O}_8\text{Pt}$ C:16.63 H 2.33 N:6.47; Found C:16.60 H 2.64 N:6.80.

GENERAL STRUCTURE CONFORMATION

The malonate group is shown to be coordinated to the platinum by the observed change in the electronic spectra on going from the aquo to the malonate species. Thus, structures such as $[\text{Pt}(\text{NH}_3)_2(\text{H}_2\text{O})_2]_2(\text{H}_2\text{C}_3\text{O}_4)]$ are ruled out confirming the analytical data. Similarly, zero-time conductivity measurements support a neutral compound. The i.r. spectra show the presence of coordinated carboxyl groups ($1600\text{--}1650\text{ cm}^{-1}$ and 1400 cm^{-1}) with no CO_2H groups (which would show at $1700\text{--}1750\text{ cm}^{-1}$). Finally the carboxyl group vibrations are compatible with a chelated structure as compared to oxalate complexes of known structures.

The compounds of the invention were tested for anti-tumor activity using our standard screening tumor, solid sarcoma 180 tumor in female Swiss white mice,

following standard protocols for this testing as set by the National Cancer Institute. (*Cancer Chemotherapy Rep.*, 25(1962)).

For these tests an S 180 tumor taken from a sacrificed mouse was dissected free of superfluous tissue and cut under sterile conditions into approximately 10 milligram size pieces. These tissue pieces were then implanted by trocar in the left axillary region, subcutaneously, in new mice. The mice were, on the average, approximately four weeks old and weighed 18–20 grams. Taking day 0 as the day of implant, the animals were sacrificed on day 10. The tumors were excised and weighed and the ratio of the weights of the tumors in mice in the treated animals to the control set of animals was obtained. This ratio, multiplied by 100, is given as the T/C ratio in Table I.

For the first set of tests the coordination compound was freshly dissolved in sterile distilled water and injected intraperitoneally on day 1 into each of the test mice. The volume of the injection was usually $\frac{1}{2}$ ml. In some cases, in order to get an active dose into the animal where the chemical was not soluble in this amount of solvent, a fine dispersion was prepared of the dose needed for the test. Thus, some of our test results were obtained on animals where a slurry of the compound was injected. These are so noted in Table I below. In addition, for some of the compounds, there was injected about 1 ml of solution, either in one single injection, or in 2 injections given a few hours apart of $\frac{1}{2}$ ml each. These injections were initially given in 4 different dose levels for each new compound with 6 mice in each dose level. The tests covered a dose range from a low ineffective dose, to an upper dose level which produced some deaths within the time period of the experiment. The results are set forth in Table I.

TABLE I

Tests of Antitumor Activity of Malonato and Substituted Malonato Coordination Complexes of Platinum.

Tumor - Sarcoma 180
Single injection on days noted, intraperitoneally

Coordination Complex	Day of Injection	Dose Level	T/C	No. of Deaths
Malonatodiammineplatinum (II) (slurry in H_2O)	1	10 mg/kg	76	0
		15 mg/kg	38	0
		20 mg/kg	64	0
		25 mg/kg	31	0
		30 mg/kg	7	1/6
		40 mg/kg	—	6/6
		50 mg/kg	1	5/6
		60 mg/kg	—	6/6
		4 mg/kg	54	0
		(solution in H_2O)	Daily for days 1–10	5 mg/kg
		6 mg/kg	23	0
		7 mg/kg	12	0
Methylmalonatodiammineplatinum(II) (Solution in H_2O)	1	30 mg/kg	39	0
		40 mg/kg	26	0
		50 mg/kg	35	0
		60 mg/kg	6	0
		70 mg/kg	124	3/6
		80 mg/kg	—	6/6
malonatoethylenediamineplatinum (II)	1	60	80	0
		80	138	0
		100	85	0
		120	50	0
		40	72	0
		60	81	0
ethylmalonatoethylenediamineplatinum (II)	1	80	79	0
		90	47	0
		100	55	1
		110	41	0
		120	58	0
		45	50	0
malonato-1,2 propylenediamineplatinum (II)	1	60	9	1
		75	16	3
		90	—	5
		90	—	5

-continued

Coordination Complex	Day of Injection	Dose Level	T/C	No. of Deaths
malonato-1,3 propylenediamine-platinum (II)	1	20	69	0
		40	79	0
		60	21	0
		80	35	1
methylmalonatoethylene-diamineplatinum (II) (solution in H ₂ O)	1	30 mg/kg	78	0
		40 mg/kg	80	0
		50 mg/kg	51	0
		60 mg/kg	26	0
		70 mg/kg	20	1
		90 mg/kg	4	1
ethylmalontodiammine-platinum(II) (solution in H ₂ O)	1	30 mg/kg	57	0
		40 mg/kg	43	0
		50 mg/kg	47	0
		60 mg/kg	39	0
		70 mg/kg	17	0
		80 mg/kg	16	0
malonatoethylenediamine-platinum (II) (solution in H ₂ O)	1	10 mg/kg	88	0
		20 mg/kg	58	0
		40 mg/kg	18	0
		45 mg/kg	49	0
		50 mg/kg	35	0
		55 mg/kg	38	0
		60 mg/kg	15	3/6
		80 mg/kg	24	3/6
1,1-cyclobutanedicarboxylate diammineplatinum (II)	1	20 mg/kg	71	0
		40 mg/kg	60	0
		60 mg/kg	38	0
		80 mg/kg	42	0
		100 mg/kg	69	0
		120 mg/kg	18	0
		160 mg/kg	62	4
		80 mg/kg	58	0
		100 mg/kg	53	0
		120 mg/kg	28	0
malonotobis(methylamine) platinum (II)	1	140 mg/kg	25	0
		160 mg/kg	17	1
		180 mg/kg	19	1

In addition to the day 1 injections described above, in a number of cases injections were delayed until day 8 of tumor growth. In these cases the tumor was usually at least larger than $\frac{1}{2}$ gm, as estimated by palpation. The animals were then injected and observed for a period of approximately 60 days. Activity was measured by the number of animals whose tumors had regressed to the vanishing point, while still allowing the animal to survive for this time period. Such test results are described in TABLE II below.

TABLE II

Tests of Large Sarcoma 180 Regressions by Malonato Coordination Complexes of Platinum.
Tumor-Sarcoma 180 Animal - Female Swiss white mice
Single injections on Day 8 intraperitoneally in H₂O solutions

Coordination Complex	Dose	Total Number of Regressions	Deaths
malonotodiammine-platinum(II)	14 mg/kg	2	4
	16 mg/kg	3	3
	18 mg/kg	4	2
	20 mg/kg	5	1
malonatoethylene-diamineplatinum(II)	40 mg/kg	3	3
	45 mg/kg	1	5
	50 mg/kg	2	4
	60 mg/kg	3	3

The results described in Tables I and II indicate that the compounds of the invention are very potent antitumor agents against the S 180 tumor in Swiss white mice.

Confirmatory tests of antitumor activity against the Walker 256 Carcinoma in rats, and the ADJ/P-C6A tumor in mice were conducted. The initial test results are shown in Table III and confirm the potent action of the compounds of the invention against these other tumor systems.

TABLE III

Confirmatory Tests of Antitumor Activity Malonotodiammineplatinum(II) Tumor: Walker 256 Carcinoma - Animal - Rat Single injection Day 1 in Oil, Intraperitoneally		
Dose	% Inhibition	Deaths
10 mg/kg	100	0
20 mg/kg	100	0
40 mg/kg	100	0
80 mg/kg	—	0
Malonatoethylenediamineplatinum(II) Tumor: Walker 256 Carcinoma - Animal - Rat Single injection Day 1 in Oil, Intraperitoneally		
Dose	% Inhibition	Deaths
10	1	0
20	25	0
40	100	0
80	100	0
160	—	all
Tumor: ADJ/PC6A - Animal - Mouse Single injection Day 25 in Oil, Intraperitoneally		
Dose	% Inhibition	Deaths
4	1.3	0
20	94	0
100	100	0
500	—	all

Samples of the malonato diammine and malonato ethylene diamino complexes of platinum(II) were submitted to the Drug Research and Development Branch of the National Cancer Institute for screening for antitumor activity against the L1210 tumor in mice. The results obtained on this tumor system are shown in Table IV. They confirm the activity of the compounds of the invention.

TABLE IV

Confirmatory Tests of Antitumor Activity at the National Cancer Institute.	
Tumor: L1210	Animal - Mice
Daily injections Days 1-9, Intraperitoneally	

Explore Litigation Insights

Docket Alarm provides insights to develop a more informed litigation strategy and the peace of mind of knowing you're on top of things.

Real-Time Litigation Alerts



Keep your litigation team up-to-date with **real-time alerts** and advanced team management tools built for the enterprise, all while greatly reducing PACER spend.

Our comprehensive service means we can handle Federal, State, and Administrative courts across the country.

Advanced Docket Research



With over 230 million records, Docket Alarm's cloud-native docket research platform finds what other services can't. Coverage includes Federal, State, plus PTAB, TTAB, ITC and NLRB decisions, all in one place.

Identify arguments that have been successful in the past with full text, pinpoint searching. Link to case law cited within any court document via Fastcase.

Analytics At Your Fingertips



Learn what happened the last time a particular judge, opposing counsel or company faced cases similar to yours.

Advanced out-of-the-box PTAB and TTAB analytics are always at your fingertips.

API

Docket Alarm offers a powerful API (application programming interface) to developers that want to integrate case filings into their apps.

LAW FIRMS

Build custom dashboards for your attorneys and clients with live data direct from the court.

Automate many repetitive legal tasks like conflict checks, document management, and marketing.

FINANCIAL INSTITUTIONS

Litigation and bankruptcy checks for companies and debtors.

E-DISCOVERY AND LEGAL VENDORS

Sync your system to PACER to automate legal marketing.