



US006296941B1

(12) **United States Patent**  
**Eaton, Jr. et al.**

(10) **Patent No.:** **US 6,296,941 B1**  
(45) **Date of Patent:** **Oct. 2, 2001**

(54) **SILICON BASED SUBSTRATE WITH  
YTTRIUM SILICATE  
ENVIRONMENTAL/THERMAL BARRIER  
LAYER**

(58) **Field of Search** ..... 428/325, 446,  
428/450, 469, 472, 472.2, 701, 702, 621,  
629, 632, 633, 698, 364, 384

(75) **Inventors:** **Harry Edwin Eaton, Jr.**, Woodstock;  
**William Patrick Allen**, Portland, both  
of CT (US); **Nathan S. Jacobson**;  
**Kang N. Lee**, both of Westlake, OH  
(US); **Elizabeth J. Opila**, Lakewood,  
OH (US); **James L. Smialek**,  
Strongsville, OH (US); **Hongyu Wang**;  
**Peter Joel Meschter**, both of  
Niskayuna, NY (US); **Krishan Lal  
Luthra**, Schenectady, NY (US)

(56) **References Cited**

**U.S. PATENT DOCUMENTS**

4,713,302 \* 12/1987 Komatsu ..... 428/698  
4,816,349 3/1989 Matsui et al. .  
5,308,806 \* 5/1994 Maloney et al. .... 501/95  
5,871,820 2/1999 Hasz et al. .

**FOREIGN PATENT DOCUMENTS**

0 707 188 4/1996 (EP) .

\* cited by examiner

*Primary Examiner*—Deborah Jones

*Assistant Examiner*—Bryant Young

(74) *Attorney, Agent, or Firm*—Bachman & LaPointe, P.C.

(73) **Assignees:** **General Electric Company**, NY (US);  
**United Technologies Corporation**, DE  
(US); **NASA**, Washington, DC (US)

(\*) **Notice:** Subject to any disclaimer, the term of this  
patent is extended or adjusted under 35  
U.S.C. 154(b) by 0 days.

(57) **ABSTRACT**

A barrier layer for a silicon containing substrate which  
inhibits the formation of gaseous species of silicon when  
exposed to a high temperature aqueous environment com-  
prises a yttrium silicate.

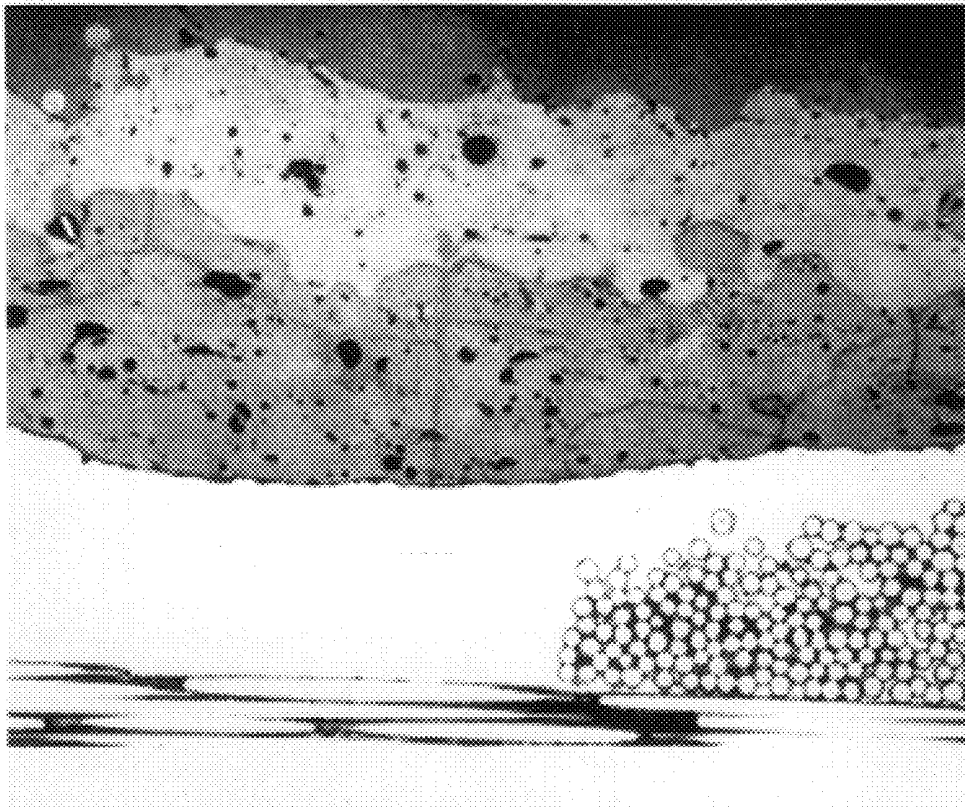
(21) **Appl. No.:** **09/292,348**

(22) **Filed:** **Apr. 15, 1999**

(51) **Int. Cl.<sup>7</sup>** ..... **B32B 9/00**

(52) **U.S. Cl.** ..... **428/446; 428/450; 428/472;**  
428/698

**29 Claims, 2 Drawing Sheets**



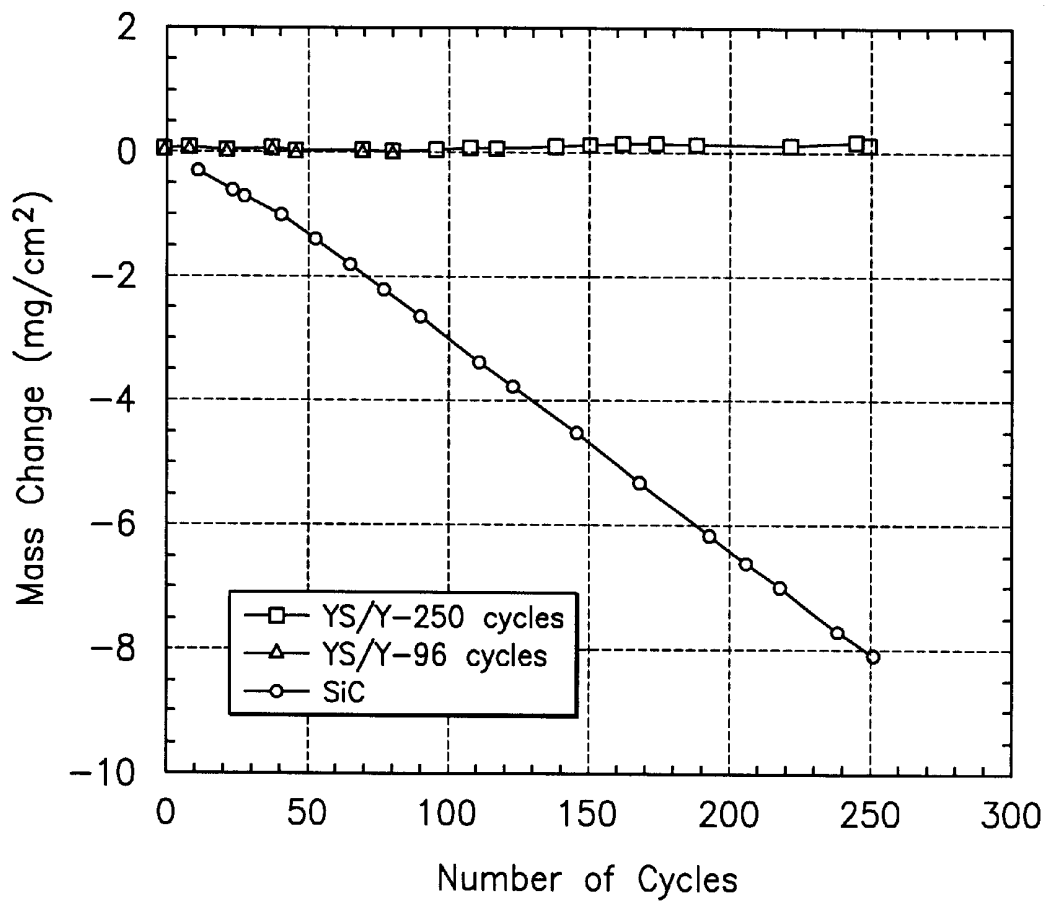
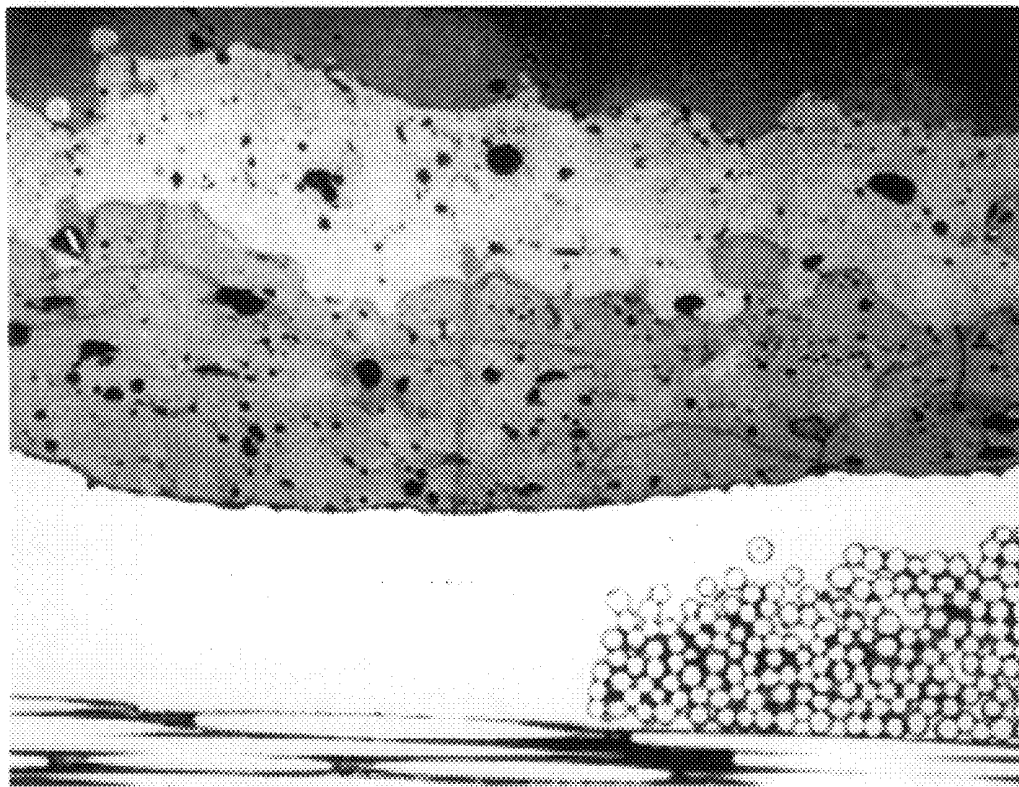


FIG. 1



*FIG. 2*

1

**SILICON BASED SUBSTRATE WITH  
YTTRIUM SILICATE  
ENVIRONMENTAL/THERMAL BARRIER  
LAYER**

The invention described herein was made in the performance of work under NASA Contract No. NAS3-26385, and is subject to the provisions of Section 305 of the National Aeronautics and Space Act of 1958, as amended (42 U.S.C. 2457).

**BACKGROUND OF THE INVENTION**

The present invention relates to an article comprising a substrate containing silicon and a barrier layer which functions as a protective environmental/thermal barrier coating and, more particularly, a barrier layer which inhibits the formation of gaseous species of Si, particularly  $\text{Si(OH)}_x$  when the article is exposed to a high temperature, aqueous (water and/or steam) environment.

Ceramic materials containing silicon and metal alloys containing silicon have been proposed for structures used in high temperature applications as, for example, gas turbine engines, heat exchangers, internal combustion engines, and the like. A particular useful application for these materials is for use in gas turbine engines which operate at high temperatures in aqueous environments. It has been found that these silicon containing substrates can recede and lose mass as a result of a formation volatile Si species, particularly  $\text{Si(OH)}_x$  and  $\text{SiO}$  when exposed to high temperature, aqueous environments. For example, silicon carbide when exposed to a lean fuel environment of approximately 1 ATM pressure of water vapor at  $1200^\circ\text{C}$ . will exhibit weight loss and recession at a rate of approximately 6 mils per 1000 hrs. It is believed that the process involves oxidation of the silicon carbide to form silica on the surface of the silicon carbide followed by reaction of the silica with steam to form volatile species of silicon such as  $\text{Si(OH)}_x$ . Naturally it would be highly desirable to provide an external barrier coating for silicon containing substrates which would inhibit the formation of volatile silicon species,  $\text{Si(OH)}_x$  and  $\text{SiO}$ , and thereby reduce recession and mass loss.

Accordingly, it is the principle object of the present invention to provide an article comprising a silicon containing substrate with a barrier layer which inhibits the formation of gaseous species of Si, particularly  $\text{Si(OH)}_x$ , when the article is exposed to a high temperature, aqueous environment.

A second objective of this invention is to provide an article comprising a substrate with a barrier layer providing thermal protection, such layer closely matching the thermal expansion of the substrate.

It is a further object of the present invention to provide a method for producing an article as aforesaid.

**SUMMARY OF THE INVENTION**

The present invention relates to an article comprising a silicon containing substrate having a barrier layer on the substrate, wherein the barrier layer functions to both inhibit the formation of undesirable gaseous species of silicon when the article is exposed to a high temperature, aqueous environment and to provide thermal protection. By high temperatures is meant the temperature at which the Si in the substrate forms  $\text{Si(OH)}_x$  and/or  $\text{SiO}$  in an aqueous environment. By aqueous environment is meant a water and/or steam environment. The silicon containing composite is preferably a ceramic or metal alloy containing silicon. The external barrier layer is characterized by a coefficient of

2

thermal expansion which is within plus or minus 3.0 ppm per degree centigrade of the coefficient of expansion of the silicon containing substrate. The preferred barrier layer in accordance with the present invention is a yttrium silicate barrier layer. In a preferred embodiment of the present invention the article can include one or more intermediate layers between the silicon based substrate and the barrier layer. The intermediate layer(s) serve(s) to provide enhanced adherence between the barrier layer and the substrate and/or to prevent reactions between the barrier layer and the substrate.

The invention further relates to a method for producing an article comprising a silicon containing substrate and a barrier layer which inhibits the formation of gaseous species of silicon and/or provides thermal protection when the article is exposed to a high temperature, aqueous environment as defined above.

Further objects and advantages of the present invention will appear hereinbelow from the following detailed description.

**BRIEF DESCRIPTION OF THE DRAWINGS**

FIG. 1 is a graph showing the stability of the barrier layer of the present invention with respect to recession and mass loss; and

FIG. 2 is a photomicrograph through a sample of the barrier layer of the present invention on a silicon carbide substrate.

**DETAILED DESCRIPTION**

The present invention relates to an article comprising a silicon substrate and a barrier layer, wherein the barrier layer inhibits the formation of gaseous species of silicon when the article is exposed to a high temperature, aqueous environment. The invention also relates to a method for producing the aforesaid article. In addition, it should be appreciated that while the barrier is particularly directed to an environmental barrier layer, the barrier layer also functions as a thermal barrier layer and thus the present invention broadly encompasses the use of environmental/thermal barrier layers on silicon containing substrates and on substrates having comparable thermal expansion coefficients.

According to the present invention, the silicon containing substrate may be a silicon ceramic substrate or a silicon containing metal alloy. In a preferred embodiment, the silicon containing substrate is a silicon containing ceramic material as, for example, silicon carbide, silicon nitride, silicon oxynitride and silicon aluminum oxynitride. In accordance with a particular embodiment of the present invention, the silicon containing ceramic substrate comprises a silicon containing matrix with reinforcing materials such as fibers, particles and the like and, more particularly, a silicon based matrix which is fiber-reinforced. Particularly suitable ceramic substrates are a silicon carbide coated silicon carbide fiber-reinforced silicon carbide particle and silicon matrix, a carbon fiber-reinforced silicon carbide matrix and a silicon carbide fiber-reinforced silicon nitride matrix. Particularly useful silicon-metal alloys for use as substrates for the article of the present invention include molybdenum-silicon alloys, niobium-silicon alloys, iron-silicon alloys, and aluminum-silicon alloys.

Barrier layers particularly useful in the article of the present invention include yttrium silicates. In particular, the barrier layer comprises  $\text{Y}_2\text{O}_3$  in an amount of between about 66% by weight to about 78% by weight, balance  $\text{SiO}_2$ ,



3

preferably between about 75% by weight to about 76% by weight  $Y_2O_3$ , balance  $SiO_2$ . A particularly suitable barrier layer for use on silicon containing ceramic compositions in the article of the present invention comprises about 75.45% by weight  $Y_2O_3$  and 24.55% by weight  $SiO_2$ .

It is an important feature of the present invention to maintain compatibility between the coefficient of thermal expansion of the silicon containing substrate and the barrier layer. In accordance with the present invention it has been found that the coefficient of thermal expansion of the barrier layer should be within  $\pm 3.0$  ppm per degrees centigrade, preferably  $\pm 0.5$  ppm per degrees centigrade, of the coefficient of thermal expansion of the silicon containing substrate. When using a silicon containing ceramic substrate such as a silicon carbide or a silicon nitride matrix with or without reinforcing fibers as described above in combination with the preferred yttrium silicate barrier layer of the present invention, the desired thermal compatibility with respect to expansion coefficient between the silicon containing substrate and the barrier layer should be  $\pm 2.00$  ppm per degrees centigrade.

The barrier layer should be present in the article at a thickness of greater than or equal to about 0.5 mils (0.0005 inch), preferably between about 3 to about 30 mils and ideally between about 3 to about 5 mils. The barrier layer may be applied to the silicon containing substrate by any suitable manner known in the art, however, it is preferable that the barrier layer be applied by thermal spraying as will be described hereinbelow.

In a further embodiment of the article of the present invention, an intermediate layer can be provided between the silicon containing substrate and the barrier layer. The intermediate layer(s) serve(s) to provide enhanced adhesion between the barrier layer and the substrate and/or to prevent reactions between the barrier layer and the substrate. The intermediate layer consists of, for example,  $SiO_2$ , mullite, mullite-barium strontium aluminosilicate, mullite-yttrium silicate, mullite-calcium aluminosilicate, and silicon metal. Mullite has been found to be a particularly useful intermediate layer; however, mullite by itself tends to be cracked as the result of thermal spraying fabrication processing. Accordingly, it is preferred that the barrier layer comprises mullite-barium strontium aluminosilicate, mullite-yttrium silicate, or mullite-calcium aluminosilicate in an amount of between about 40 to 80 wt. % mullite and between about 20 to 60 wt. % barium strontium aluminosilicate or yttrium silicate or calcium aluminosilicate. The thickness of the intermediate layer is typical to those described above with regard to the barrier layer and the intermediate layer may likewise be disposed in any manner known in the prior art, however, preferably by thermal spraying as described hereinbelow.

In addition to the intermediate layer, a bond layer may be provided between the silicon containing substrate and the intermediate layer. A suitable bond layer includes silicon metal in a thickness of 3 to 6 mils. Alternatively, the silicon based substrate may be pre-oxidized to provide a  $SiO_2$  bond layer prior to application of the intermediate layer.

The method of the present invention comprises providing a silicon containing substrate and applying a barrier layer wherein the barrier layer inhibits the formation of gaseous species of silicon when the article is exposed to a high temperature, aqueous environment. In accordance with the present invention it is preferred that the barrier layer be applied by thermal spraying. It has been found that the barrier layer should be thermal sprayed at a temperature of

4

between about 800° C. to 1200° C. in order to help equilibrate as-sprayed, splat quenched, microstructure and to provide a means to manage stresses which control delamination.

The silicon containing substrate should be cleaned prior to application of the barrier layer to remove substrate fabrication contamination. It is preferred that the silicon based substrate be subjected to a grit blasting step prior to application of the barrier layer. The grit blasting step must be carried out carefully in order to avoid damage to the surface of the silicon-containing substrate such as silicon carbide fiber reinforced composite. It has been found that the particles used for the grit blasting should not be as hard as the substrate material to prevent erosive removal of the substrate and the particles must be small to prevent impact damage to the substrate. When processing an article comprising a silicon carbide ceramic substrate, it has been found that the grit blasting should be carried out with  $Al_2O_3$  particles, preferably of a particle size of  $\leq 30$  microns and, preferably, at a velocity of about 150 to 200 m/sec. In addition to the foregoing, it may be particularly useful to preoxidize the silicon based substrate prior to application of the intermediate and/or barrier layer in order to improve adherence. It has been found that bond layers of between 100 nanometers to 2000 nanometers are preferred.  $SiO_2$  bond layers of the desired thickness can be achieved by preoxidizing the silicon-carbide substrate at a temperature of between 800° C. to 1200° C. for about 15 minutes to 100 hours.

The silicon bond layer may be applied directly to the grit blasted surface by thermal spraying at approximately 870° C. to a thickness of 3 to 6 mils.

Intermediate layers may be applied between the substrate and/or bond layer and the barrier layer or between the bond layer and barrier layer by thermal spraying in the same manner described above with respect to the barrier layer. As noted above, the preferred intermediate layers include mullite, mullite-barium strontium aluminosilicate, mullite-yttrium silicate, and mullite-calcium aluminosilicate.

After application of the desired layers to the silicon-based substrate material, the article is subjected to a heat treatment step in order to provide stress relief to the thermal sprayed structure, and to promote bonding between the sprayed powder particles and between the layers and the substrate. The heat treatment step is carried out at a temperature of about 1250° C. for about 24 hours.

The advantages of the article of the present invention will become clear from consideration of the following examples.

#### EXAMPLE 1

0.9/1.1 mole ratio yttrium silicate specimens were fabricated via hot pressing in Argon at 1400° C. for up to 250 thermal cycles in comparison to silicon carbide. The results show that the silicon carbide loses up to 8 mg/cm<sup>2</sup> weight during the testing while the yttrium silicate does not. See FIG. 1.

#### EXAMPLE 2

FIG. 2 is a cross section of a 4 mil thick 0.9/1.1 mole ratio yttrium silicate of composition 0.9/1.1 mole ratio of yttria to silica coating on 4 mils of mullite on SiC composite. The yttrium silicate and mullite were thermal sprayed onto the silicon carbide composite using the following parameters:

# Explore Litigation Insights

Docket Alarm provides insights to develop a more informed litigation strategy and the peace of mind of knowing you're on top of things.

## Real-Time Litigation Alerts



Keep your litigation team up-to-date with **real-time alerts** and advanced team management tools built for the enterprise, all while greatly reducing PACER spend.

Our comprehensive service means we can handle Federal, State, and Administrative courts across the country.

## Advanced Docket Research



With over 230 million records, Docket Alarm's cloud-native docket research platform finds what other services can't. Coverage includes Federal, State, plus PTAB, TTAB, ITC and NLRB decisions, all in one place.

Identify arguments that have been successful in the past with full text, pinpoint searching. Link to case law cited within any court document via Fastcase.

## Analytics At Your Fingertips



Learn what happened the last time a particular judge, opposing counsel or company faced cases similar to yours.

Advanced out-of-the-box PTAB and TTAB analytics are always at your fingertips.

## API

Docket Alarm offers a powerful API (application programming interface) to developers that want to integrate case filings into their apps.

## LAW FIRMS

Build custom dashboards for your attorneys and clients with live data direct from the court.

Automate many repetitive legal tasks like conflict checks, document management, and marketing.

## FINANCIAL INSTITUTIONS

Litigation and bankruptcy checks for companies and debtors.

## E-DISCOVERY AND LEGAL VENDORS

Sync your system to PACER to automate legal marketing.