



US006709950B2

(12) **United States Patent**  
**Segawa et al.**

(10) **Patent No.:** **US 6,709,950 B2**  
(45) **Date of Patent:** **Mar. 23, 2004**

(54) **SEMICONDUCTOR DEVICE AND METHOD OF MANUFACTURING THE SAME**

(56) **References Cited**

**U.S. PATENT DOCUMENTS**

4,578,128 A	3/1986	Mundt et al. ....	438/433
4,884,123 A *	11/1989	Dixit et al. ....	257/751
4,966,870 A *	10/1990	Barber et al. ....	438/637
5,177,028 A	1/1993	Manning .....	438/289

(List continued on next page.)

**FOREIGN PATENT DOCUMENTS**

EP	0243988 A1 *	4/1987
EP	0 243 988	11/1987

(List continued on next page.)

*Primary Examiner*—Amir Zarabian  
*Assistant Examiner*—Jeff Vockrodt  
(74) *Attorney, Agent, or Firm*—McDermott, Will & Emery

(57) **ABSTRACT**

An isolation which is higher in a stepwise manner than an active area of a silicon substrate is formed. On the active area, an FET including a gate oxide film, a gate electrode, a gate protection film, sidewalls and the like is formed. An insulating film is deposited on the entire top surface of the substrate, and a resist film for exposing an area stretching over the active area, a part of the isolation and the gate protection film is formed on the insulating film. There is no need to provide an alignment margin for avoiding interference with the isolation and the like to a region where a connection hole is formed. Since the isolation is higher in a stepwise manner than the active area, the isolation is prevented from being removed by over-etch in the formation of a connection hole to come in contact with a portion where an impurity concentration is low in the active area. In this manner, the integration of a semiconductor device can be improved and an area occupied by the semiconductor device can be decreased without causing degradation of junction voltage resistance and increase of a junction leakage current in the semiconductor device.

(75) Inventors: **Mizuki Segawa**, Osaka (JP); **Isao Miyanaga**, Osaka (JP); **Toshiki Yabu**, Osaka (JP); **Takashi Nakabayashi**, Osaka (JP); **Takashi Uehara**, Osaka (JP); **Kyoji Yamashita**, Osaka (JP); **Takaaki Ukeda**, Osaka (JP); **Masatoshi Arai**, Osaka (JP); **Takayuki Yamada**, Osaka (JP); **Michikazu Matsumoto**, Osaka (JP)

(73) Assignee: **Matsushita Electric Industrial Co., Ltd.**, Osaka (JP)

(\*) Notice: Subject to any disclaimer, the term of this patent is extended or adjusted under 35 U.S.C. 154(b) by 0 days.

(21) Appl. No.: **09/902,157**

(22) Filed: **Jul. 11, 2001**

(65) **Prior Publication Data**

US 2001/0054741 A1 Dec. 27, 2001

**Related U.S. Application Data**

(62) Division of application No. 08/685,726, filed on Jul. 24, 1996, now Pat. No. 6,281,562.

(30) **Foreign Application Priority Data**

Jul. 27, 1995	(JP)	.....	7-192181
Dec. 19, 1995	(JP)	.....	7-330112

(51) **Int. Cl.**<sup>7</sup> ..... **H01L 29/167**

(52) **U.S. Cl.** ..... **438/424; 438/359; 257/304; 257/510; 257/774**

(58) **Field of Search** ..... **438/359, 424, 438/425, 426; 257/304, 311, 382, 510, 774**

**22 Claims, 21 Drawing Sheets**

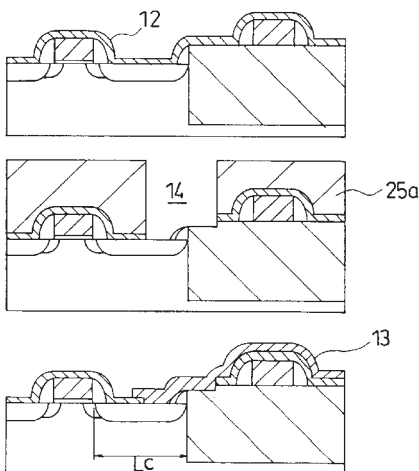


Exhibit 2075

U.S. PATENT DOCUMENTS

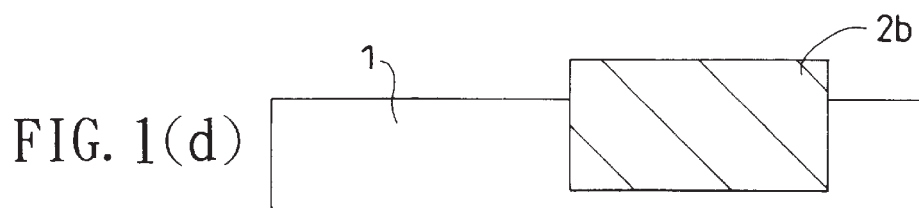
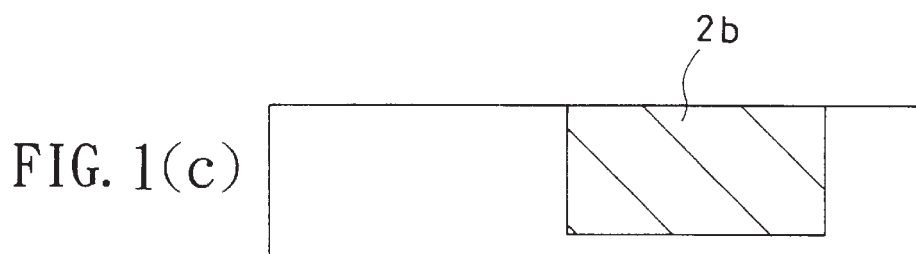
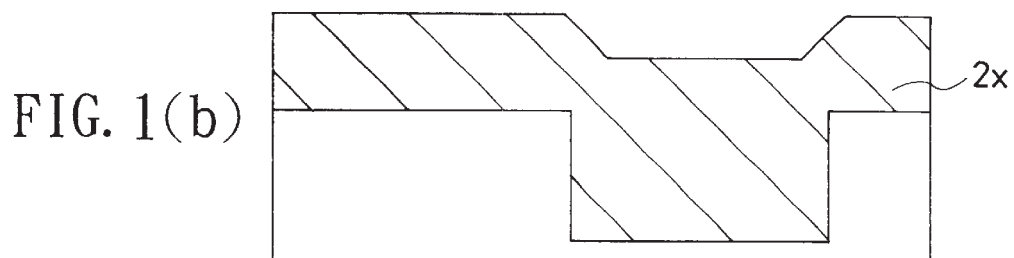
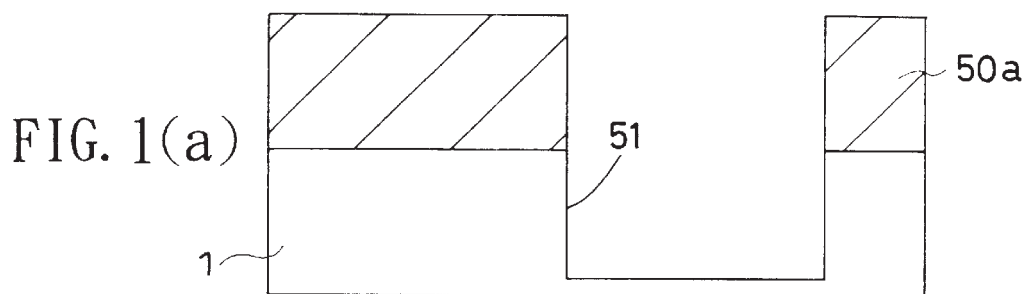
5,196,910 A	3/1993	Moriuchi et al. ....	257/296
5,286,674 A	2/1994	Roth et al. ....	438/624
5,319,235 A	6/1994	Kihara et al. ....	257/370
5,393,708 A *	2/1995	Hsia et al. ....	438/699
5,397,910 A	3/1995	Ishimaru ....	257/387
5,401,673 A	3/1995	Urayama ....	438/637
5,413,961 A	5/1995	Kim ....	438/639
5,433,794 A	7/1995	Fazan et al. ....	148/33.3
5,497,016 A	3/1996	Koh ....	257/306
5,521,422 A *	5/1996	Mandelman et al. ....	257/510
5,561,311 A	10/1996	Hamamoto et al. ....	257/309
5,648,673 A *	7/1997	Yasuda ....	257/382
5,777,370 A	7/1998	Omid-Zohoor et al. ....	257/374
5,804,862 A	9/1998	Matumoto ....	257/396

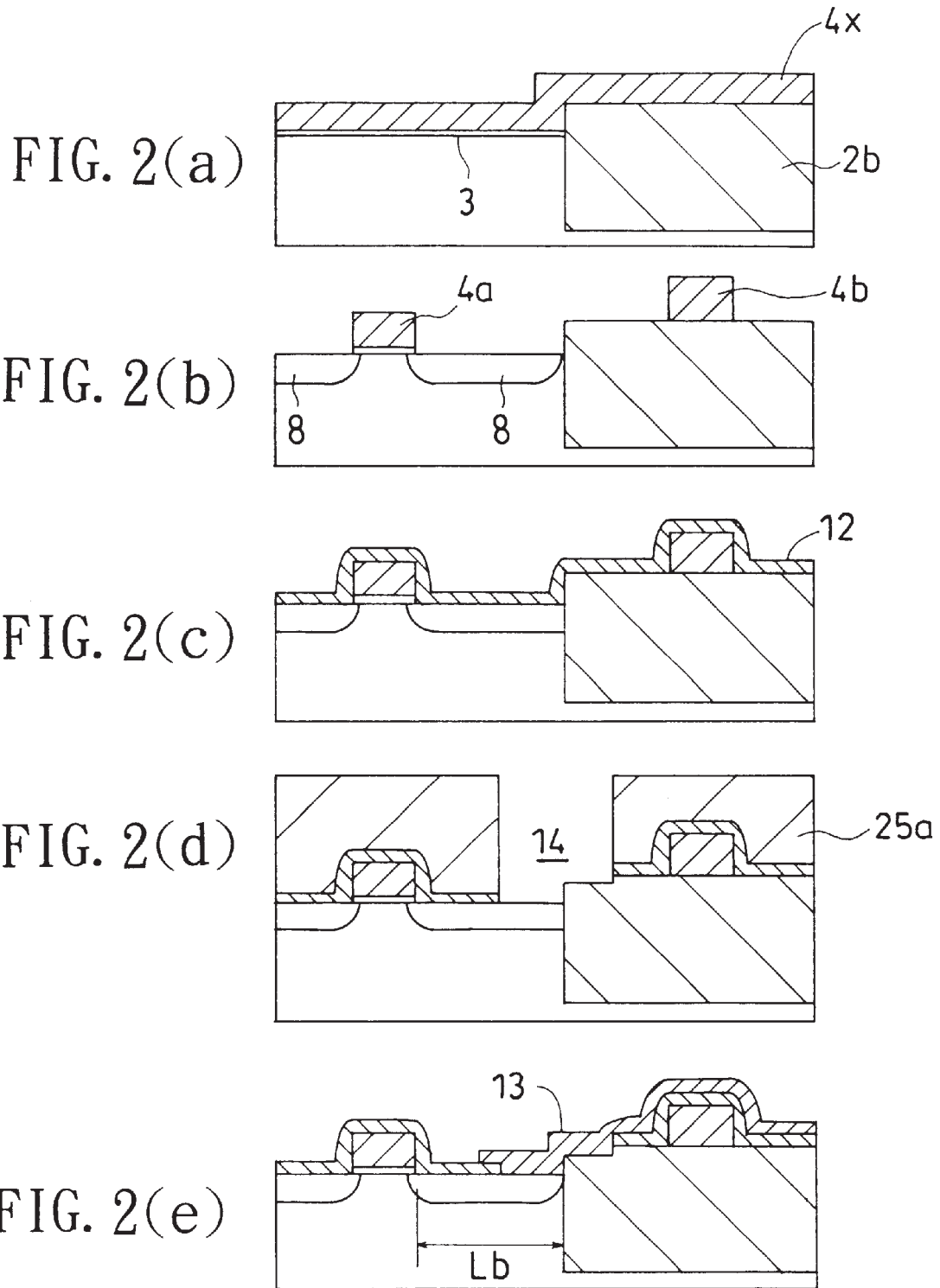
6,022,781 A *	2/2000	Noble et al. ....	257/301
6,281,562 B1 *	8/2001	Segawa et al. ....	257/304

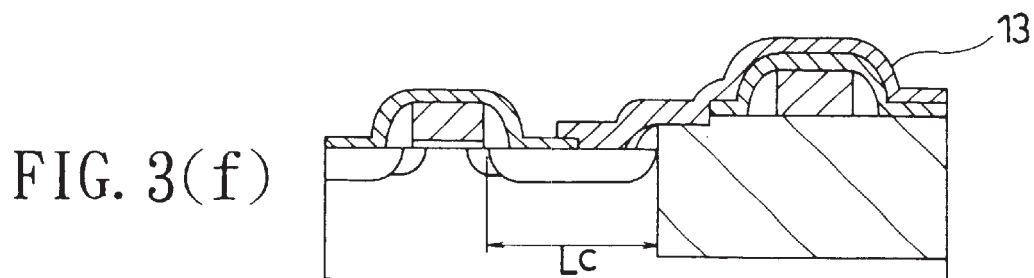
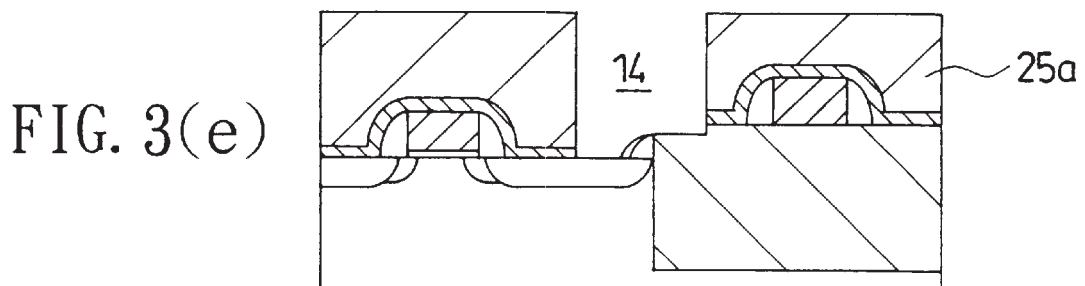
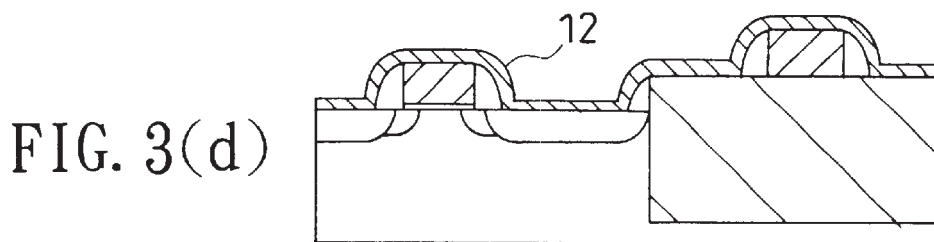
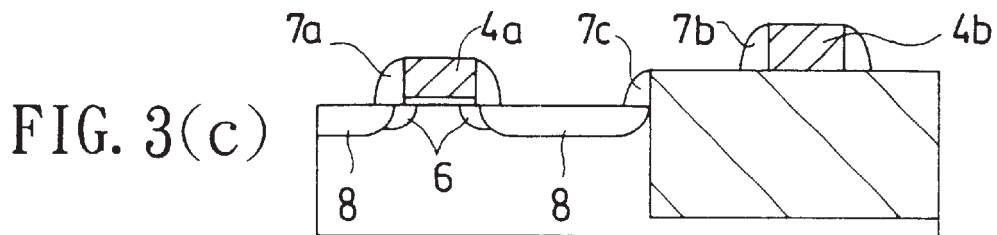
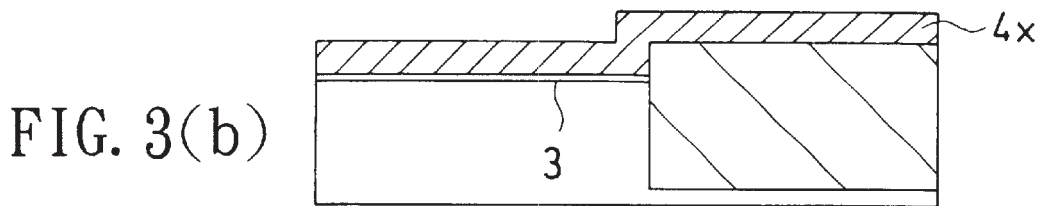
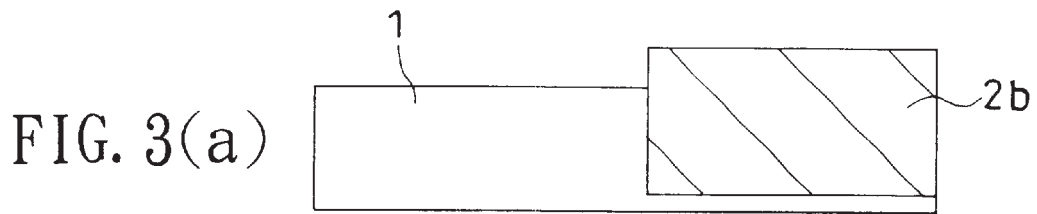
FOREIGN PATENT DOCUMENTS

EP	0 513 639	11/1992
JP	59181062 A	10/1984
JP	3-79033 A *	4/1991
JP	03079033 A	4/1991
JP	4-48647	2/1992
JP	4-68564 A *	3/1992
JP	4-68564	3/1992
JP	6-163843	6/1994
JP	09162392 A	6/1997

\* cited by examiner







# Explore Litigation Insights

Docket Alarm provides insights to develop a more informed litigation strategy and the peace of mind of knowing you're on top of things.

## Real-Time Litigation Alerts



Keep your litigation team up-to-date with **real-time alerts** and advanced team management tools built for the enterprise, all while greatly reducing PACER spend.

Our comprehensive service means we can handle Federal, State, and Administrative courts across the country.

## Advanced Docket Research



With over 230 million records, Docket Alarm's cloud-native docket research platform finds what other services can't. Coverage includes Federal, State, plus PTAB, TTAB, ITC and NLRB decisions, all in one place.

Identify arguments that have been successful in the past with full text, pinpoint searching. Link to case law cited within any court document via Fastcase.

## Analytics At Your Fingertips



Learn what happened the last time a particular judge, opposing counsel or company faced cases similar to yours.

Advanced out-of-the-box PTAB and TTAB analytics are always at your fingertips.

## API

Docket Alarm offers a powerful API (application programming interface) to developers that want to integrate case filings into their apps.

## LAW FIRMS

Build custom dashboards for your attorneys and clients with live data direct from the court.

Automate many repetitive legal tasks like conflict checks, document management, and marketing.

## FINANCIAL INSTITUTIONS

Litigation and bankruptcy checks for companies and debtors.

## E-DISCOVERY AND LEGAL VENDORS

Sync your system to PACER to automate legal marketing.