

EXHIBIT B6

Full Version: [Lego Xbox Case](#)[Help](#) - [Search](#) - [Members](#) - [Calendar](#)[Scenyx Entertainment Community](#) > [Xbox1 Forums](#) > [Hardware Forums](#) > [Xbox Case/Hardware modding](#)**shooptek**


Feb 21 2005, 04:22 PM

I am thinking of making a lego case for my xbox. I am fully aware that this has been done before, but i have seen pictures and none of them have come out too well and i was thinking that i would put alot of time into this one, and either find blocks all the same color or spray paint the blocks all the same color to look better. Then i was thinking that i could hot glue some lego blocks sideways onto the dvd bezel so that it would have the textured top part facing outwards....making the slot blend in but also be noticeably diferent. I was also thinking of trap doors-type-of-thing for the controller ports (i am looking at some door like peices that i could use and they would slide inwards for hiding and storage) and then i would use lego window peieces on the sides so that there was some visibility. I have started to build the lbase etc. of the case, but i am waiting on the arrival of the xbox parts that i am going to use on the inside. I am also planning on putting the case on little feet, so that i could have an intake fan on the underside creating some better airflow through the rear. I will post pics as soon as the parts come (hopefully soon), but until then what do you think and do you have any other ideas?

Thanks


iforgotmyname

Feb 21 2005, 04:29 PM

you could line the top edges with lego guy heads . But for the dvd i would dremmle all of the top of the lego of so you had a thin top pice to bend in to shape or you could buy a flat pice of lego and cut it into shape.




shooptek

Feb 21 2005, 04:31 PM

yeah the flat piece was sorta was i was talking about..but a little differently...and also there should be no dremmeling involved..maybe some drilling to add screw mounts but i think that should be it....also i decided on an all black design...with a green X painted or somehow designed in legos on the top...i think that would be real cool 

daser1220

Feb 21 2005, 04:41 PM

awesome idea.    I wanna see some pics when this is done.

shooptek

Feb 21 2005, 04:42 PM

will do...would help if someone had a cheap good working used xbox they wanted to trade or sell!

jameschatz

Feb 21 2005, 06:25 PM

U should try ebay or the B/S/T forum here for an xbox

**minnow**

Feb 21 2005, 06:52 PM

Don't worry about putting a fan on the underside. There's not enough space for the air to efficiently move around the MOBO to make a difference. Additionally, adding that fan, whether sucking or blowing, would impede airflow to the parts that desperately need the cooling effects of efficient air flow.

I do like the idea. AND you've got to make it so that you can stick lego dudes above or on each controller port to represent who's plugged in!

TheMuffinMan

Feb 21 2005, 07:14 PM

i suggest getting LegoCad or LegoInventor (both free when i got them at least) they have a catalog of lego parts and let you make "instructions" on how you should build what you designed, I made a couple of things in the past, works really well

shooptek

Feb 21 2005, 07:48 PM

nah i almost feel like that would be cheating....but got a link anyway so i can check it out? i searched google and all i found were lego sets and stuff

also...good idea about the lego guys but i would never feel like getting up to move the little fuckers haha

alright i wont do the fan on the underside...but then i am worried about circulation because there wouldnt be much space for air to travel to the inside of the case (to replace the grille on the side of the standard xbox case). Maybe i will just make some small vents on the sides of the case to allow air to travel in and out

Shadow1218

Feb 21 2005, 07:52 PM

wow...i gotta see how this turns out

minnow

Feb 21 2005, 08:17 PM

For side vents, just use the thin slivers of legos, a combination of long and short ones to make a ventilated wall or two.

shooptek

Feb 21 2005, 08:26 PM

i have decided that spray paint wont look as good as all black legos...and i dont think i have enough all black legos..so maybe the front will be black...the sides green or white...and the back can be whatever because noone is ever going to see the back...i will try to make it all black if i have enough peieces but i dont think i do and i dont really want to spend money on the blocks if i dont HAVE to. the green X on top is going to be really hard to make look good out of lego blocks...but i was thinking rather than the X being spraypainted on i

shapes of the blocks) to go with the lego theme.

xp-power

Feb 21 2005, 08:43 PM

this is going to be f**king cool
I want to see this

amicold

Feb 21 2005, 08:48 PM

Leocad not legocad.

<http://www.leocad.org/index.htm>

maxpower2001

Feb 21 2005, 09:03 PM

cool

minnow

Feb 21 2005, 09:03 PM

Hey. . . you may want to consider powdercoating the legos. I don't know what the melting point of a lego is, but you could find out pretty quickly. It's worth looking into. You could powdercoat and bake the finish in for a truly sleek look. . . but then again, I think the coolness of your mod is the fact that people would clearly be able to see that it was made from legos.

HSDEMONZ

Feb 21 2005, 09:55 PM

<http://forums.xbox-scene.com/index.php?sho...=183577&hl=lego>

Shadow1218

Feb 21 2005, 09:58 PM

that is awesome.....

shooptek

Feb 21 2005, 11:44 PM

i tested out that program and it kinda really sucks. it would be much faster and alot more rewarding and fun to do it myself and create my own design.
i probably will not get started until thursday or friday of this week, depending on when i get the parts of the xbox and when i have some time to spend on it

shooptek

Feb 22 2005, 03:32 AM

yeah though that xbox was wicked cool!

one thing that i was thinking though...was that i didnt really want it to look like an xbox...it would be all black with a green X on top...but i didnt want to make it be an xbox, rather have it be a smaller black box made out of legos that had xbox parts in it...would be wicked cool if i was going for the xbox look though hahaa./....and would be nearly impossible to build!

the Xbox) on the 7v jack on the mobo...to cause it to be very quiet but still push alot of heat out. That would look cool but then again i sorta just want the all blackish look. Tell me what you think.... (there are some people who are huge fans of lots of LEDs and bright stuff and shiny, and there are some who go for a more traditional look, and i think i am somewhere in between judging from the fact that i have a blue led ring on my crystal xbox case....but i installed a switch so that when i wasnt a shiny dude at the moment i could turn em off lol 😊

shooptek

Feb 22 2005, 04:56 AM

Also...i was planning on cutting off the screw mounts off either a top or base of an xbox case which i will hot glue into the bottom of the xbox case so that the mobo has mounts. Also i am planning on making some sort of stand for the hdd and the dvd drive inside the case.

TheMuffinMan

Feb 22 2005, 06:33 AM

haahaha that's the xbox thing i was talking about in my post HS!

BlockCAD my bad, thought it was LegoCAD 😊

zviper

Feb 22 2005, 07:34 AM

is there a site where i can order the logo parts i want and get to pick the colors?... cause i dont think i want to pick through 10000 legos to find the ones i want 😊

ubernewb

Feb 22 2005, 08:02 AM

there are lego stores out there.. i have one semi-close to me at bellevue square mall. they have huge bins of legos seperated by shape and color that you can buy. i was going to do one, but i gotta get me new computer built first. once that's done, then lego-land here i come!

-PanZer-

Feb 22 2005, 08:38 AM

QUOTE

is there a site where i can order the logo parts i want and get to pick the colors?... cause i dont think i want to pick through 10000 legos to find the ones i want laugh.gif

but that was the joy of legoes!!! heh I remember the days when I had buckets full that I would rummage through to find just the right piece....those were the days....now legoes cost way too much....o well

shooptek

Feb 22 2005, 04:21 PM

yeah i got one-and-a-half industrial (like you would find in a school cafeteria or something) sized trashbins full....probably over 100k pieces...i have begun ordering parts for the new

Explore Litigation Insights

Docket Alarm provides insights to develop a more informed litigation strategy and the peace of mind of knowing you're on top of things.

Real-Time Litigation Alerts



Keep your litigation team up-to-date with **real-time alerts** and advanced team management tools built for the enterprise, all while greatly reducing PACER spend.

Our comprehensive service means we can handle Federal, State, and Administrative courts across the country.

Advanced Docket Research



With over 230 million records, Docket Alarm's cloud-native docket research platform finds what other services can't. Coverage includes Federal, State, plus PTAB, TTAB, ITC and NLRB decisions, all in one place.

Identify arguments that have been successful in the past with full text, pinpoint searching. Link to case law cited within any court document via Fastcase.

Analytics At Your Fingertips



Learn what happened the last time a particular judge, opposing counsel or company faced cases similar to yours.

Advanced out-of-the-box PTAB and TTAB analytics are always at your fingertips.

API

Docket Alarm offers a powerful API (application programming interface) to developers that want to integrate case filings into their apps.

LAW FIRMS

Build custom dashboards for your attorneys and clients with live data direct from the court.

Automate many repetitive legal tasks like conflict checks, document management, and marketing.

FINANCIAL INSTITUTIONS

Litigation and bankruptcy checks for companies and debtors.

E-DISCOVERY AND LEGAL VENDORS

Sync your system to PACER to automate legal marketing.