

KIND OF A BIG DEAL The only treatment approved for the signs and symptoms of Dry Eye Disease. **CHECK IT OUT»**

xiidra (lifitegrast) ophthalmic solution 5%

Important Safety Information
In clinical trials, the most common adverse reactions reported in 5-25% of patients were instillation site irritation, dysgeusia and reduced visual acuity. Other adverse reactions reported in 1% to 5% of the patients were blurred vision, conjunctival hyperemia.

Ophthalmology Times
CUTTING-EDGE ADVANCEMENTS

SIGNS AND SYMPTOM

REFRACTIVE CATARACT GLAUCOMA CORNEA MODERN RETINA PRACTICE MANAGEMENT

ADVERTISMENT

Ophthalmology Times eNews Sign up [Click here](#)

AA **LINKS:** Retina Treatments AMD Resources Ophthalmic Tech's Community Money Matters

PREV **New insights: Experts discuss the value of SW ...** **How conference attendance benefits your team ...** NEXT

OphthalmologyTimes > Ophthalmology > Arturo Chayet

Novel neurostimulator device uses nasal cavities to stimulate tears

Intranasal electrical stimulation offers new pathway to upregulate body's tearing system

March 15, 2017

By Michelle Dalton

Editor's note: Since the time of these presentations, Allergan submitted a de novo application for the Oculeve Intranasal Tear Neurostimulator device. According to the FDA, this process provides a pathway for medical devices for which general and/or special controls provide a reasonable assurance of safety and effectiveness, but for which there is no legally marketed predicate device.

Chronic dry eye disease (DED) affects more than 25 million people and to date the only pharmacologic therapies are topical or involve punctal plugs.

Results from two studies with a neurostimulator indicate there may be a new pathway to upregulate the body's tear system.

The device (Oculeve Intranasal Tear Neurostimulator, Allergan) comprises a disposable tip with hydrogel that tops a durable, rechargeable stimulator unit, said John Berdahl, MD, Vance Thompson Vision, Sioux Falls, SD. Five levels of patient-adjusted stimulation are part of the device as well.

RESOURCE CENTERS PARTNER CONTENT

- Understanding Antibiotic Resistance
- AMD
- IOL
- Ocular Allergy
- Ophthalmic Technician Community

MORE



20 Bizarre New ICD-10 Code

ModernMedicine NETWORK **Medical Economics**










KIND OF A BIG DEAL

The only treatment approved for the signs and symptoms of Dry Eye Disease

[CHECK IT OUT >>](#)



ophthalmic solution)5%

Important Safety Information

In clinical trials, the most common adverse reactions reported in 5-25% of patients were instillation site irritation, dysgeusia and reduced visual acuity. Other adverse reactions reported in 1% to 5% of the patients were blurred vision, conjunctival hyperemia.

anti-pat

C
 W
 T
 A
 O

SIGNS AND SYMPTOM

Stephen C. Pflugfelder, MD, chair and professor of ophthalmology, Baylor College of Medicine, Houston, said clinicians now know tear secretion is regulated by the lacrimal functional unit, and that the nasal cavities play a role.

“Schirmer with nasal stimulation with a cotton-tip applicator is recognized to induce reflex tearing,” Dr. Pflugfelder said, “Nasal anesthesia decreases tear production by 34% in normal subjects.”

Goblet cells secrete mucin in response to neural stimulation, he added.


Several publications confirm dry eye may disrupt neural signaling of tear secretion by decreased corneal sensitivity, anticholinergic medications, autoantibodies to acetylcholine receptors, or inflammatory cytokines, Dr. Pflugfelder said.

[Pathway advantage](#)

1 2 >




20 Bizarre New ICD-10 Code

ModernMedicine NETWORK  

TAGS Arturo Chayet Cornea dry eye dry eye disease John Berdahl, MD

Modern Medicine Cases Modern Medicine Feature Articles Modern Medicine News nasal nerve stimulator






neurostimulation Stephen C. Pflugfelder, MD Technology-Ophthalmology Ophthalmology

Michelle Dalton 

[MORE >](#)

We recommend

- Dry eye has new point of care**
Cheryl Guttman Krader et al., Ophthalmology Times, 2013
- Dry eye has new point of care**
By Cheryl Guttman Krader, Ophthalmology Times, 2013
- Pain without stain poses diagnostic and therapeutic dilemma**
Cheryl Guttman Krader et al., Ophthalmology Times, 2015
- Intranasal neurostimulation increases tear production, improves dry eye signs/symptoms**
Cheryl Guttman Krader et al., Ophthalmology Times, 2017
- 6 things you need to know: Genetic markers for glaucoma identified**
Colleen E. McCarthy et al., Optometry Times, 2016

- Hope for 'Suicide Headache'** 
Caroline Cassels et al., Medscape, 2015
- Impact of Intranasal Neurostimulation on Conjunctival Goblet Cell Degranulation** 
PracticeUpdate, 2017
- Dry Eye Syndrome: Diagnostic and Treatment Tips** 
Pippa B. Wysong et al., Medscape, 2016
- New Therapies Strive to Douse Dry Eye Syndrome** 
Nancy A. Melville et al., Medscape, 2014
- Air Pollution Increases Dry Eye Syndrome** 
Alice Goodman et al., Medscape, 2013










KIND OF A BIG DEAL

The only treatment approved for the signs and symptoms of Dry Eye Disease

CHECK IT OUT »



ophthalmic solution)5%

Important Safety Information

In clinical trials, the most common adverse reactions reported in 5-25% of patients were instillation site irritation, dysgeusia and reduced visual acuity. Other adverse reactions reported in 1% to 5% of the patients were blurred vision, conjunctival hyperemia.

Sign up here

SIGNS AND SYMPTOM

0 COMMENTS



You must be signed in to leave a comment. Registering is fast and free! SIGN IN / REGISTER >

All comments must follow the ModernMedicine Network community rules and terms of use, and will be moderated. ModernMedicine reserves the right to use the comments we receive, in whole or in part, in any medium. See also the Terms of Use, Privacy Policy and Community FAQ.






No comments available

Indication

LOTEMAX® GEL (loteprednol etabonate ophthalmic gel) 0.5% is indicated for the treatment of post-operative inflammation and pain following ocular surgery.

Ophthalmology Times

CONNECT:     

BUSINESS & TECHNOLOGY

WOMEN'S HEALTH

CHILDREN'S HEALTH

MEN'S HEALTH

SKIN

PHARMACY

EYECARE

HEART HEALTH

HOME

REFRACTIVE

CATARACT


GLAUCOMA

CORNEA

MODERN RETINA

PRACTICE MANAGEMENT

OPHTHALMOLOGY TIMES EUROPE



Home | About us | Contact us | Advertise | All Content | Editorial and Advertising Policy | Terms and Conditions | Privacy Policy | Terms of Use | Advertiser Terms | Linking and RSS policy

© 2017 UBM Medica, LLC, a UBM company.

Reproduction in whole or in part is prohibited.

Please send any technical comments or questions to our webmaster.

DOCKET ALARM

Find authenticated court documents without watermarks at docketalarm.com.