

02/16/01
71048 U.S. PTO

02-20-01

A

Docket Number LA0050 NP

FILING BY "EXPRESS MAIL" UNDER 37 CFR 1.10

EL600712719US
Express Mail Label Number

2/15/01
Date of Deposit

09/16/01
02/16/01
jce72 U.S. PTO

Address to: Assistant Commissioner for Patents
Box Patent Application
Washington, DC 20231

UTILITY PATENT APPLICATION TRANSMITTAL AND FEE SHEET

Transmitted herewith for filing under 37 CFR §1.53(b) is the utility patent application of

Applicant (or identifier): ROBL ET AL.

Title: CYCLOPROPYL-FUSED PYRROLIDINE-BASED INHIBITORS OF
DIPEPTIDYL PEPTIDASE IV AND METHOD

Enclosed are:

- 1. Specification (Including Claims and Abstract) - 135 pages
- 2. Drawings - sheets
- 3. Executed Declaration and Power of Attorney (original or copy)
- 4. Microfiche Computer Program (appendix)
- 5. Nucleotide and/or Amino Acid Sequence Submission
 - Computer Readable Copy
 - Paper Copy
 - Statement Verifying Identity of Above Copies
- 6. Preliminary Amendment
- 7. Assignment Papers (Cover Sheet & Document(s))
- 8. English Translation of
- 9. Information Disclosure Statement
- 10. Certified Copy of Priority Document(s)
- 11. Return Receipt Postcard
- 12. Other:

Filing fee calculation:

- Before calculating the filing fee, please enter the enclosed Preliminary Amendment.
- Before calculating the filing fee, please cancel claims

Basic Filing Fee							\$	710
Multiple Dependent Claim Fee (\$ 270)							\$	
Foreign Language Surcharge (\$ 130)							\$	
	For	Number Filed		Number Extra		Rate		
Extra Claims	Total Claims	24	-20	4	x	\$ 18	= \$ 72	
	Independent Claims	1	-3	0	x	\$ 80	= \$	
TOTAL FILING FEE							\$	782


Please charge Deposit Account No. 19-3880 in the name of Bristol-Myers Squibb Company in the amount of \$782. An additional copy of this paper is enclosed. The Commissioner is hereby authorized to charge any additional fees under 37 CFR §1.16 and §1.17 which may be required in connection with this application, or credit any overpayment, to Deposit Account No. 19-3880 in the name of Bristol-Myers Squibb Company.

Please address all correspondence to the address associated with Customer No. 23914, which is currently:

Marla J. Mathias
Bristol-Myers Squibb Company
Patent Department
P.O. Box 4000
Princeton, NJ 08543-4000

Please direct all telephone calls to the undersigned at the number given below, and all telefaxes to (609) 252-4526.

Respectfully submitted,



Burton Rodney
Attorney for Applicants
Reg. No. 22,076
Tel. No. (609) 252-4336

Date: 2/15/01

FOR FILING

CYCLOPROPYL-FUSED PYRROLIDINE-BASED INHIBITORS OF
DIPEPTIDYL PEPTIDASE IV AND METHOD

This application takes priority from U.S.
5 provisional application No. 60/188,555, filed March 10,
2000.

Field of the Invention

The present invention relates to cyclopropyl-fused
10 pyrrolidine-based inhibitors of dipeptidyl peptidase IV
(DP-4), and to a method for treating diabetes, especially
Type II diabetes, as well as hyperglycemia, Syndrome X,
diabetic complications, hyperinsulinemia, obesity,
atherosclerosis and related diseases, as well as various
15 immunomodulatory diseases and chronic inflammatory bowel
disease, employing such cyclopropyl-fused pyrrolidines
alone or in combination with another type antidiabetic
agent and/or other type therapeutic agent.

20 Background of the Invention

Depeptidyl peptidase IV (DP-4) is a membrane bound
non-classical serine aminodipeptidase which is located in
a variety of tissues (intestine, liver, lung, kidney) as
well as on circulating T-lymphocytes (where the enzyme is
25 known as CD-26). It is responsible for the metabolic
cleavage of certain endogenous peptides (GLP-1(7-36),
glucagon) in vivo and has demonstrated proteolytic
activity against a variety of other peptides (GHRH, NPY,
GLP-2, VIP) in vitro.

30 GLP-1(7-36) is a 29 amino-acid peptide derived by
post-translational processing of proglucagon in the small
intestine. GLP-1(7-36) has multiple actions in vivo
including the stimulation of insulin secretion,
inhibition of glucagon secretion, the promotion of
35 satiety, and the slowing of gastric emptying. Based on
its physiological profile, the actions of GLP-1(7-36) are
expected to be beneficial in the prevention and treatment

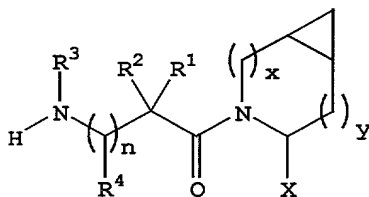
of type II diabetes and potentially obesity. To support this claim, exogenous administration of GLP-1(7-36) (continuous infusion) in diabetic patients has demonstrated efficacy in this patient population.

5 Unfortunately GLP-1(7-36) is degraded rapidly in vivo and has been shown to have a short half-life in vivo ($t_{1/2} \approx 1.5$ min). Based on a study of genetically bred DP-4 KO mice and on in vivo/in vitro studies with selective DP-4 inhibitors, DP-4 has been shown to be the primary
 10 degrading enzyme of GLP-1(7-36) in vivo. GLP-1(7-36) is degraded by DP-4 efficiently to GLP-1(9-36), which has been speculated to act as a physiological antagonist to GLP-1(7-36). Thus, inhibition of DP-4 in vivo should potentiate endogenous levels of GLP-1(7-36) and attenuate
 15 formation of its antagonist GLP-1(9-36) and thus serve to ameliorate the diabetic condition.

Description of the Invention

In accordance with the present invention,
 20 cyclopropyl-fused pyrrolidine-based compounds are provided which inhibit DP-4 and have the structure

I



wherein x is 0 or 1 and y is 0 or 1 (provided that

25 $x = 1$ when $y = 0$ and

$x = 0$ when $y = 1$);

n is 0 or 1;

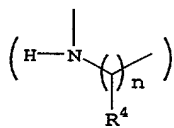
X is H or CN (that is cyano);

30 R^1 , R^2 , R^3 and R^4 are the same or different and are independently selected from H, alkyl, alkenyl, alkynyl, cycloalkyl, cycloalkylalkyl, bicycloalkyl, tricycloalkyl, alkylcycloalkyl, hydroxyalkyl, hydroxyalkylcycloalkyl, hydroxycycloalkyl, hydroxybicycloalkyl, hydroxytricycloalkyl, bicycloalkylalkyl, alkylthioalkyl,

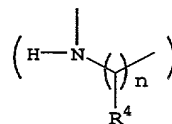
arylalkylthioalkyl, cycloalkenyl, aryl, aralkyl,
 heteroaryl, heteroarylalkyl, cycloheteroalkyl and
 cycloheteroalkylalkyl, all optionally substituted through
 5 available carbon atoms with 1, 2, 3, 4 or 5 groups
 selected from hydrogen, halo, alkyl, polyhaloalkyl,
 alkoxy, haloalkoxy, polyhaloalkoxy, alkoxy-carbonyl,
 alkenyl, alkynyl, cycloalkyl, cycloalkylalkyl,
 polycycloalkyl, heteroarylamino, arylamino,
 cycloheteroalkyl, cycloheteroalkylalkyl, hydroxy,
 10 hydroxyalkyl, nitro, cyano, amino, substituted amino,
 alkylamino, dialkylamino, thiol, alkylthio,
 alkylcarbonyl, acyl, alkoxy-carbonyl, aminocarbonyl,
 alkynylaminocarbonyl, alkylaminocarbonyl,
 alkenylaminocarbonyl, alkylcarbonyloxy,
 15 alkylcarbonylamino, arylcarbonylamino,
 alkylsulfonylamino, alkylaminocarbonylamino,
 alkoxy-carbonylamino, alkylsulfonyl, aminosulfonyl,
 alkylsulfinyl, sulfonamido or sulfonyl;

and R¹ and R³ may optionally be taken together to
 20 form $-(CR^5R^6)_m-$ where m is 2 to 6, and R⁵ and R⁶ are the
 same or different and are independently selected from
 hydroxy, alkoxy, cyano, H, alkyl, alkenyl, alkynyl,
 cycloalkyl, cycloalkylalkyl, cycloalkenyl, aryl,
 arylalkyl, heteroaryl, heteroarylalkyl, cycloheteroalkyl,
 25 halo, amino, substituted amino, cycloheteroalkylalkyl,
 alkylcarbonylamino, arylcarbonylamino,
 alkoxy-carbonylamino, aryloxy-carbonylamino,
 alkoxy-carbonyl, aryloxy-carbonyl, or
 alkylaminocarbonylamino, or R¹ and R⁴ may optionally be
 30 taken together to form $-(CR^7R^8)_p-$ where p is 2 to 6, and R⁷
 and R⁸ are the same or different and are independently
 selected from hydroxy, alkoxy, cyano, H, alkyl, alkenyl,
 alkynyl, cycloalkyl, cycloalkylalkyl, cycloalkenyl, aryl,
 arylalkyl, heteroaryl, heteroarylalkyl, cycloheteroalkyl,
 35 halo, amino, substituted amino, cycloheteroalkylalkyl,
 alkylcarbonylamino, arylcarbonylamino,
 alkoxy-carbonylamino, aryloxy-carbonylamino,

alkoxycarbonyl, aryloxycarbonyl, or
alkylaminocarbonylamino, or optionally R¹ and R³ together



with R⁴ form a 5 to 7 membered ring containing a
total of 2 to 4 heteroatoms selected from N, O, S, SO, or
5 SO₂;

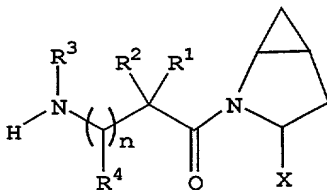


or optionally R¹ and R³ together with R⁴ form
a 4 to 8 membered cycloheteroalkyl ring wherein the
cycloheteroalkyl ring has an optional aryl ring fused
thereto or an optional 3 to 7 membered cycloalkyl ring
10 fused thereto;

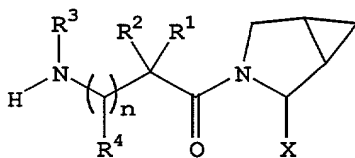
and including pharmaceutically acceptable salts
thereof, and prodrug esters thereof, and all
stereoisomers thereof.

Thus, the compounds of formula I of the invention
15 include the following structures

IA



IB



20

In addition, in accordance with the present
invention, a method is provided for treating diabetes,
especially Type II diabetes, as well as impaired glucose
homeostasis, impaired glucose tolerance, infertility,
25 polycystic ovary syndrome, growth disorders,
frailty, arthritis, allograft rejection in transplanta-
tion, autoimmune diseases (such as scleroderma and

multiple sclerosis), various immunomodulatory diseases (such as lupus erythematosus or psoriasis), AIDS, intestinal diseases (such as necrotizing enteritis, microvillus inclusion disease or celiac disease),
5 inflammatory bowel syndrome, chemotherapy-induced intestinal mucosal atrophy or injury, anorexia nervosa, osteoporosis, Syndrome X, dysmetabolic syndrome, diabetic complications, hyperinsulinemia, obesity, atherosclerosis and related diseases, as well as inflammatory bowel
10 disease (such as Crohn's disease and ulcerative colitis), wherein a therapeutically effective amount of a compound of structure I (which inhibits DP 4) is administered to a human patient in need of treatment.

The conditions, diseases, and maladies collectively
15 referenced to as "Syndrome X" or Metabolic Syndrome are detailed in Johannsson *J. Clin. Endocrinol. Metab.*, 82, 727-734 (1997).

In addition, in accordance with the present invention, a method is provided for treating diabetes and
20 related diseases as defined above and hereinafter as well as any of the other disease states mentioned above, wherein a therapeutically effective amount of a combination of a compound of structure I and one, two, three or more of other types of antidiabetic agent(s)
25 (which may be employed to treat diabetes and related diseases) and/or one, two or three or more other types of therapeutic agent(s) is administered to a human patient in need of treatment.

The term "diabetes and related diseases" refers to
30 Type II diabetes, Type I diabetes, impaired glucose tolerance, obesity, hyperglycemia, Syndrome X, dysmetabolic syndrome, diabetic complications, dysmetabolic syndrome, and hyperinsulinemia.

The conditions, diseases and maladies collectively
35 referred to as "diabetic complications" include retinopathy, neuropathy and nephropathy, and other known complications of diabetes.



The term "other type(s) of therapeutic agents" as employed herein refers to one or more antidiabetic agents (other than DP4 inhibitors of formula I), one or more anti-obesity agents, and/or one or more lipid-modulating agents (including anti-atherosclerosis agents), and/or one or more infertility agents, one or more agents for treating polycystic ovary syndrome, one or more agents for treating growth disorders, one or more agents for treating frailty, one or more agents for treating arthritis, one or more agents for preventing allograft rejection in transplantation, one or more agents for treating autoimmune diseases, one or more anti-AIDS agents, one or more anti-osteoporosis agents, one or more agents for treating immunomodulatory diseases, one or more agents for treating chronic inflammatory bowel disease or syndrome and/or one or more agents for treating anorexia nervosa.


The term "lipid-modulating" agent as employed herein refers to agents which lower LDL and/or raise HDL and/or lower triglycerides and/or lower total cholesterol and/or other known mechanisms for therapeutically treating lipid disorders.

In the above methods of the invention, the compound of structure I will be employed in a weight ratio to the antidiabetic agent or other type therapeutic agent (depending upon its mode of operation) within the range from about 0.01:1 to about 500:1, preferably from about 0.1:1 to about 100:1, more preferably from about 0.2:1 to about 10:1.

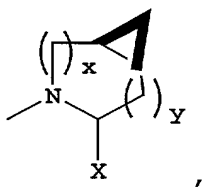
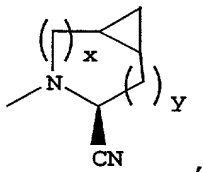
Preferred are compounds of formula I wherein R^3 is H or alkyl, R^1 is H, alkyl, cycloalkyl, bicycloalkyl, tricycloalkyl, alkylcycloalkyl, hydroxyalkyl, hydroxytricycloalkyl, hydroxycycloalkyl, hydroxybicycloalkyl, or hydroxyalkylcycloalkyl, R^2 is H or alkyl, n is 0, X is CN, x is 0 or 1 and y is 0 or 1.

Most preferred are preferred compounds of formula

I as described above where X is  CN or  CN ,
and/or wherein the fused cyclopropyl group is

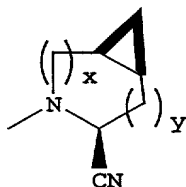
identified as  .

5 Thus, preferred compounds of formula I of the invention will include the moiety:



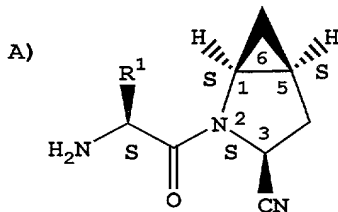
10

or



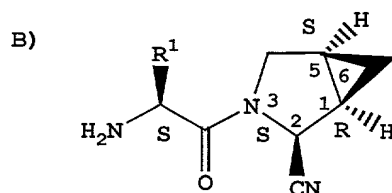
Particularly preferred are the following compounds:

15



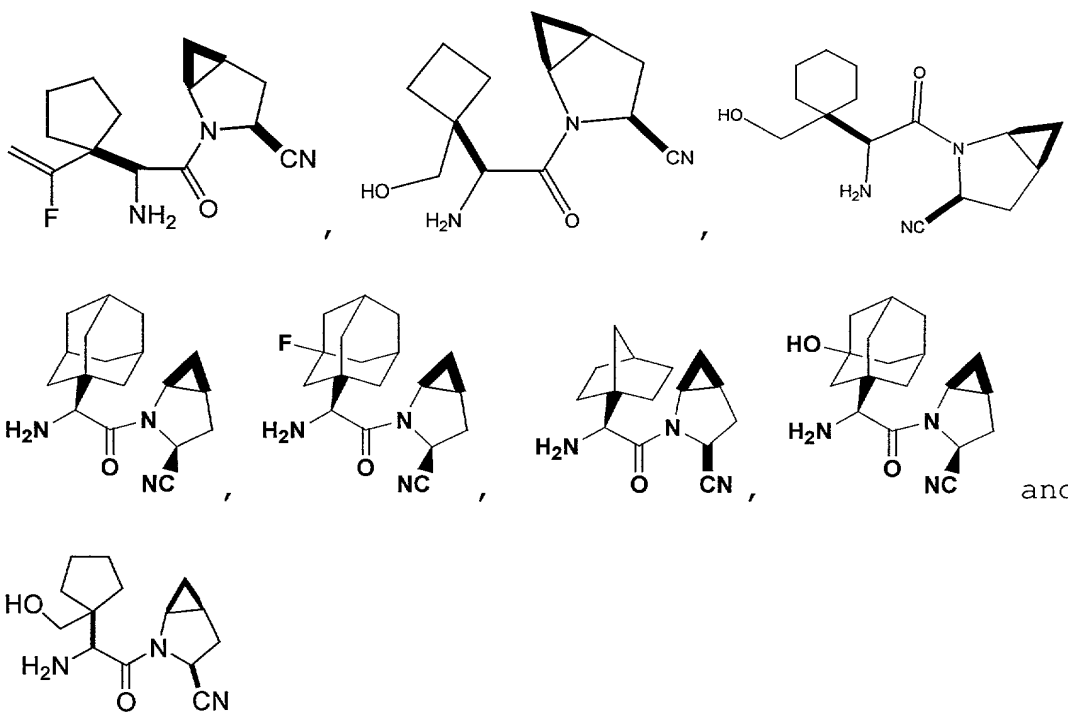
[1S, 2(2S), 3S, 5S]

wherein R¹ is alkyl, cycloalkyl, bicycloalkyl,
tricycloalkyl, alkylcycloalkyl, hydroxyalkyl,
20 hydroxycycloalkyl, hydroxyalkylcycloalkyl,
hydroxybicycloalkyl or hydroxytricycloalkyl;



[1R, 2S, 3(2S), 5S]

wherein R¹ is alkyl, cycloalkyl, bicycloalkyl,
 tricycloalkyl, hydroxybicycloalkyl, hydroxytricycloalkyl,
 5 alkylcycloalkyl, hydroxyalkyl, hydroxycycloalkyl or
 hydroxyalkylcycloalkyl as well as the following:



10

and

Detailed Description of the Invention

15

Compounds of the structure I may be generated by the methods as shown in the following reaction schemes and the description thereof.

Referring to Reaction Scheme 1, compound 1, where PG₁ is a common amine protecting group such as Boc, Cbz, or FMOC and X¹ is H or CO₂R⁹ as set out below, may be
 20 generated by methods as described herein or in the literature (for example see Sagnard et al, Tet-Lett., 1995, 36, pp. 3148-3152, Tverezovsky et al, Tetrahedron,

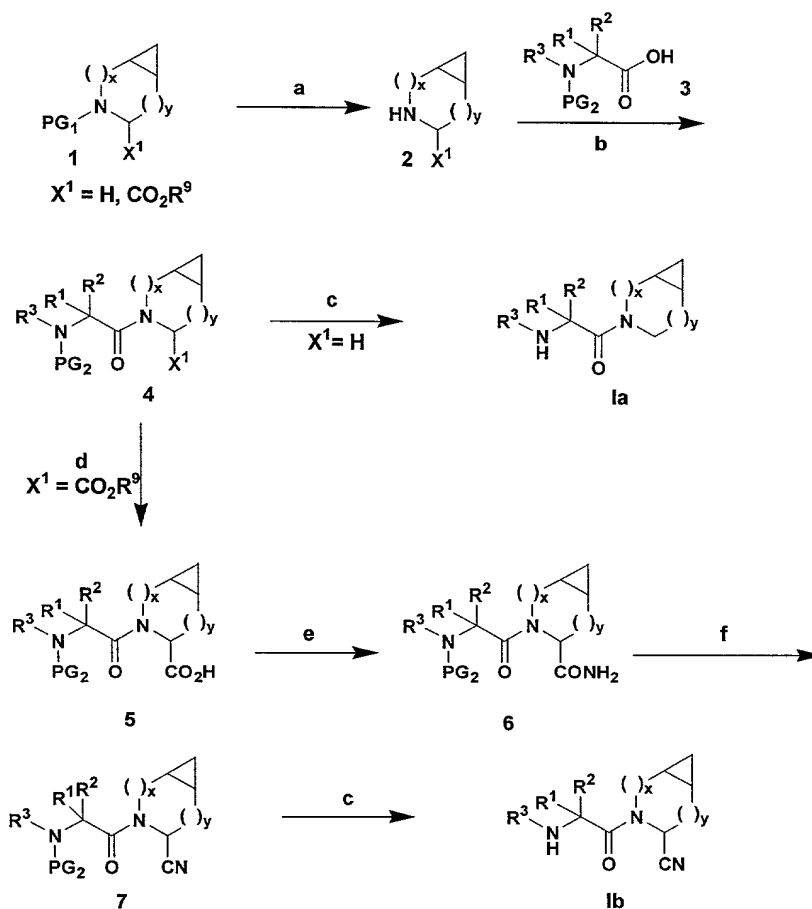
1997, 53, pp. 14773-14792, Hanessian et al, Bioorg. Med. Chem. Lett., 1998, 8, p. 2123-2128). Removal of the PG₁ group by conventional methods (e.g. (1) TFA or HCl when PG₁ is Boc, or (2) H₂/Pd/C, TMSI when PG₁ is Cbz, or (3) Et₂NH when PG₁ is (Fmoc) affords the free amine 2. Amine 2 may be coupled to various protected amino acids such as 3 (where PG₂ can be any of the PG₁ protecting groups) using standard peptide coupling conditions (e.g. EDAC/HOAT, *i*-BuCOCOC1/TEA, PyBop/NMM) to afford the corresponding dipeptide 4. Removal of the amine protecting group PG₂ provides compound Ia of the invention where X=H.

In the case where X¹=CO₂R⁹ (where R⁹ is alkyl or aralkyl groups such as methyl, ethyl, *t*-butyl, or benzyl), the ester may be hydrolyzed under a variety of conditions, for example with aqueous NaOH in a suitable solvent such as methanol, THF, or dioxane, to provide the acid 5. Conversion of the acid group to the primary carboxamide, affording 6, may be effected by activation of the acid group (e.g. employing *i*-BuOCOC1/TEA or EDAC) followed by treatment with NH₃ or an ammonia equivalent in a solvent such as dioxane, ether, or methanol. The amide functionality may be converted to the nitrile group by a variety of standard conditions (e.g. POCl₃/pyridine/imidazole or cyanuric chloride/DMF or trifluoroacetic anhydride, THF, pyridine) to give 7. Finally, removal of the PG₂ protecting group similar to above provides compound of the invention Ib.

In a different sequence (Scheme 2), compound 1 where X¹ is CO₂R⁹ may be saponified to the acid and subsequently amidated as described above to give amide 8. Removal of the PG₁ group followed by peptide coupling to 3 affords compound 6, an intermediate in the synthesis of Ib.

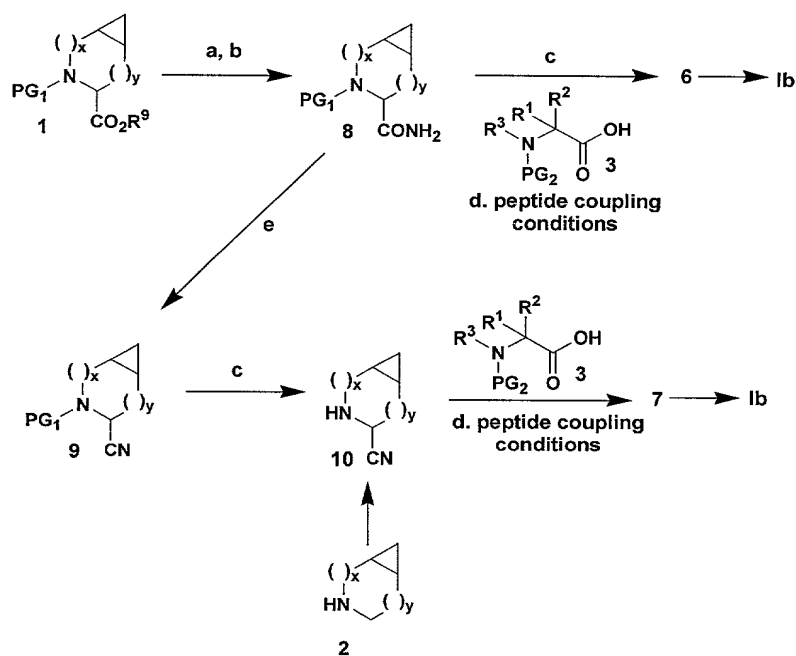
Alternately, the carboxamide group in 8 may be converted to the nitrile as described above to give compound 9. Deprotection of PG₁ affords 10 which may be

subject to standard peptide coupling conditions to afford 7, an intermediate in the synthesis of Ib. Compound 10 may also be generated by oxidation of the amine 2 (e.g. NCS) followed by hydrolysis and subsequent cyanide treatment. Compound 10 may be obtained as a mixture of stereoisomers or a single isomer/diastereomer which may be epimerized (employing conventional procedures) to afford a mixture of stereoisomers.

10 **Scheme 1**

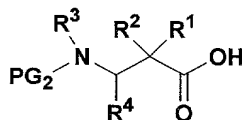
a. $\text{PG}_1 = \text{Boc}$, TFA or HCl; $\text{PG}_1 = \text{Cbz}$, $\text{H}_2/\text{Pd/C}$ or TMSI; $\text{PG}_1 = \text{Fmoc}$, Et_2NH b. EDAC, HOBT, DMF or $i\text{-BuOCOCi/TEA}$ or PyBop, NMM c. $\text{PG}_2 = \text{PG}_1$, (see conditions for a) d. LiOH or NaOH MeOH or THF/ H_2O or dioxane e. $i\text{-BuOCOCi/ NMM}$ or $i\text{-BuOCOCi/TEA}$ or EDAC, then NH_3 in dioxane or Et_2O f. POCl_3 , pyridine, imidazole or cyanuric chloride, DMF or TFAA, THF, pyridine.

Scheme 2



a. LiOH or NaOH in MeOH or THF/H₂O or dioxane b. *i*-BuOCOC/ NMM or *i*-BuOCOC/TEA or EDAC, then NH₃ in dioxane or Et₂O c. PG₁ = Boc, TFA or HCl; PG₁ = Cbz, H₂/Pd/C or TMSI; PG₁ = Fmoc, Et₂NH d. EDAC, HOBT, DMF or *i*-BuOCOC/ TEA or PyBop, NMM e. POCl₃, pyridine, imidazole or cyanuric chloride, DMF.

5 In a like manner, β -amino acids such as

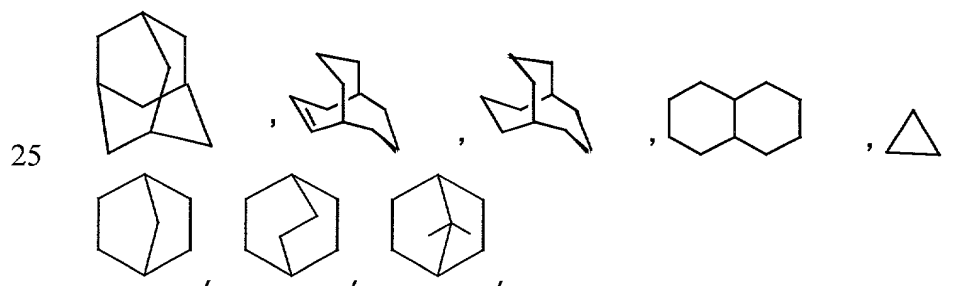


10 may be coupled with 2, the free amine of 8, or 10 to give the corresponding amides which may be converted to the β -amino acid derivatives of compound Ia or Ib following the same chemistry.

15 Unless otherwise indicated, the term "lower alkyl", "alkyl" or "alk" as employed herein alone or as part of another group includes both straight and branched chain hydrocarbons, containing 1 to 20 carbons,
20 preferably 1 to 10 carbons, more preferably 1 to 8 carbons, in the normal chain, such as methyl, ethyl, propyl, isopropyl, butyl, *t*-butyl, isobutyl, pentyl, hexyl, isohexyl, heptyl, 4,4-dimethylpentyl, octyl, 2,2,4-trimethyl-pentyl, nonyl, decyl, undecyl, dodecyl,

the various branched chain isomers thereof, and the like as well as such groups including 1 to 4 substituents such as halo, for example F, Br, Cl or I or CF₃, alkyl, alkoxy, aryl, aryloxy, aryl(aryl) or diaryl, arylalkyl, arylalkyloxy, alkenyl, cycloalkyl, cycloalkylalkyl, cycloalkylalkyloxy, amino, hydroxy, hydroxyalkyl, acyl, heteroaryl, heteroaryloxy, heteroarylalkyl, heteroarylalkoxy, aryloxyalkyl, alkylthio, arylalkylthio, aryloxyaryl, alkylamido, alkanoylamino, arylcarbonylamino, nitro, cyano, thiol, haloalkyl, trihaloalkyl and/or alkylthio.

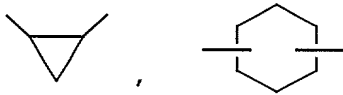
Unless otherwise indicated, the term "cycloalkyl" as employed herein alone or as part of another group includes saturated or partially unsaturated (containing 1 or 2 double bonds) cyclic hydrocarbon groups containing 1 to 3 rings, including monocyclic alkyl, bicyclic alkyl (or bicycloalkyl) and tricyclic alkyl (tricycloalkyl), containing a total of 3 to 20 carbons forming the ring, preferably 3 to 10 carbons, forming the ring and which may be fused to 1 or 2 aromatic rings as described for aryl, which includes cyclopropyl, cyclobutyl, cyclopentyl, cyclohexyl, cycloheptyl, cyclooctyl, cyclodecyl and cyclododecyl, cyclohexenyl, adamantyl,



any of which groups may be optionally substituted with 1 to 4 substituents such as halogen, alkyl, alkoxy, hydroxy, aryl, aryloxy, arylalkyl, cycloalkyl, hydroxyalkyl, alkylamido, alkanoylamino, oxo, acyl, arylcarbonylamino, amino, nitro, cyano, thiol and/or alkylthio and/or any of the substituents for alkyl.

The term "cycloalkenyl" as employed herein alone or as part of another group refers to cyclic hydrocarbons containing 3 to 12 carbons, preferably 5 to 10 carbons and 1 or 2 double bonds. Exemplary cycloalkenyl groups include cyclopentenyl, cyclohexenyl, cycloheptenyl, cyclooctenyl, cyclohexadienyl, and cycloheptadienyl, which may be optionally substituted as defined for cycloalkyl.

The term "cycloalkylene" as employed herein refers to a "cycloalkyl" group which includes free bonds and thus is a linking group such as



and the like, and may optionally be substituted as defined above for "cycloalkyl".

The term "alkanoyl" as used herein alone or as part of another group refers to alkyl linked to a carbonyl group.

Unless otherwise indicated, the term "lower alkenyl" or "alkenyl" as used herein by itself or as part of another group refers to straight or branched chain radicals of 2 to 20 carbons, preferably 2 to 12 carbons, and more preferably 1 to 8 carbons in the normal chain, which include one to six double bonds in the normal chain, such as vinyl, 2-propenyl, 3-butenyl, 2-butenyl, 4-pentenyl, 3-pentenyl, 2-hexenyl, 3-hexenyl, 2-heptenyl, 3-heptenyl, 4-heptenyl, 3-octenyl, 3-nonenyl, 4-decenyl, 3-undecenyl, 4-dodecenyl, 4,8,12-tetradecatrienyl, and the like, and which may be optionally substituted with 1 to 4 substituents, namely, halogen, haloalkyl, alkyl, alkoxy, alkenyl, alkynyl, aryl, arylalkyl, cycloalkyl, amino, hydroxy, heteroaryl, cycloheteroalkyl, alkanoylamino, alkylamido, arylcarbonyl-amino, nitro, cyano, thiol, alkylthio and/or any of the alkyl substituents set out herein.

Unless otherwise indicated, the term "lower alkynyl" or "alkynyl" as used herein by itself or as part of another group refers to straight or branched chain

radicals of 2 to 20 carbons, preferably 2 to 12 carbons and more preferably 2 to 8 carbons in the normal chain, which include one triple bond in the normal chain, such as 2-propynyl, 3-butynyl, 2-butynyl, 4-pentynyl, 3-
5 pentynyl, 2-hexynyl, 3-hexynyl, 2-heptynyl, 3-heptynyl, 4-heptynyl, 3-octynyl, 3-nonynyl, 4-decynyl, 3-undecynyl, 4-dodecynyl and the like, and which may be optionally substituted with 1 to 4 substituents, namely, halogen, haloalkyl, alkyl, alkoxy, alkenyl, alkynyl, aryl,
10 arylalkyl, cycloalkyl, amino, heteroaryl, cycloheteroalkyl, hydroxy, alkanoylamino, alkylamido, arylcarbonylamino, nitro, cyano, thiol, and/or alkylthio, and/or any of the alkyl substituents set out herein.

The terms "arylalkenyl" and "arylalkynyl" as used
15 alone or as part of another group refer to alkenyl and alkynyl groups as described above having an aryl substituent.

Where alkyl groups as defined above have single
20 bonds for attachment to other groups at two different carbon atoms, they are termed "alkylene" groups and may optionally be substituted as defined above for "alkyl".

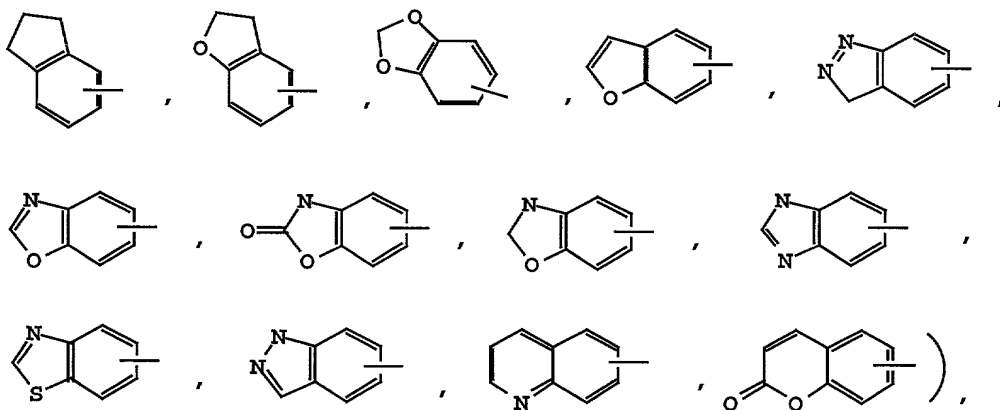
Where alkenyl groups as defined above and alkynyl groups as defined above, respectively, have single bonds
25 for attachment at two different carbon atoms, they are termed "alkenylene groups" and "alkynylene groups", respectively, and may optionally be substituted as defined above for "alkenyl" and "alkynyl".

The term "halogen" or "halo" as used herein alone
30 or as part of another group refers to chlorine, bromine, fluorine, and iodine as well as CF₃, with chlorine or fluorine being preferred.

The term "metal ion" refers to alkali metal ions such as sodium, potassium or lithium and alkaline earth
35 metal ions such as magnesium and calcium, as well as zinc and aluminum.

Unless otherwise indicated, the term "aryl" as employed herein alone or as part of another group refers to monocyclic and bicyclic aromatic groups containing 6 to 10 carbons in the ring portion (such as phenyl or naphthyl including 1-naphthyl and 2-naphthyl) and may optionally include one to three additional rings fused to a carbocyclic ring or a heterocyclic ring (such as aryl, cycloalkyl, heteroaryl or cycloheteroalkyl rings for example

10



and may be optionally substituted through available carbon atoms with 1, 2, or 3 groups selected from hydrogen, halo, haloalkyl, alkyl, haloalkyl, alkoxy, haloalkoxy, alkenyl, trifluoromethyl, trifluoromethoxy, alkynyl, cycloalkylalkyl, cycloheteroalkyl, cycloheteroalkylalkyl, aryl, heteroaryl, arylalkyl, aryloxy, aryloxyalkyl, arylalkoxy, arylthio, arylazo, heteroarylalkyl, heteroarylalkenyl, heteroarylheteroaryl, heteroaryloxy, hydroxy, nitro, cyano, amino, substituted amino wherein the amino includes 1 or 2 substituents (which are alkyl, aryl or any of the other aryl compounds mentioned in the definitions), thiol, alkylthio, arylthio, heteroarylthio, arylthioalkyl, alkoxyarylthio, alkylcarbonyl, arylcarbonyl, alkylaminocarbonyl, arylaminocarbonyl, alkoxy carbonyl, aminocarbonyl, alkylcarbonyloxy, arylcarbonyloxy, alkylcarbonylamino, arylcarbonylamino, arylsulfinyl, arylsulfinylalkyl,

15

20

25

arylsulfonylamino or arylsulfon-aminocarbonyl and/or any of the alkyl substituents set out herein.

Unless otherwise indicated, the term "lower alkoxy", "alkoxy", "aryloxy" or "aralkoxy" as employed
5 herein alone or as part of another group includes any of the above alkyl, aralkyl or aryl groups linked to an oxygen atom.

Unless otherwise indicated, the term "substituted amino" as employed herein alone or as part of another
10 group refers to amino substituted with one or two substituents, which may be the same or different, such as alkyl, aryl, arylalkyl, heteroaryl, heteroarylalkyl, cycloheteroalkyl, cycloheteroalkylalkyl, cycloalkyl, cycloalkylalkyl, haloalkyl, hydroxyalkyl, alkoxyalkyl or
15 thioalkyl. These substituents may be further substituted with any of the R¹ groups or substituents for R¹ as set out above. In addition, the amino substituents may be taken together with the nitrogen atom to which they are attached to form 1-pyrrolidinyl, 1-piperidinyl, 1-
20 azepinyl, 4-morpholinyl, 4-thiamorpholinyl, 1-piperazinyl, 4-alkyl-1-piperazinyl, 4-arylalkyl-1-piperazinyl, 4-diarylalkyl-1-piperazinyl, 1-pyrrolidinyl, 1-piperidinyl, or 1-azepinyl, optionally substituted with alkyl, alkoxy, alkylthio, halo, trifluoromethyl or
25 hydroxy.

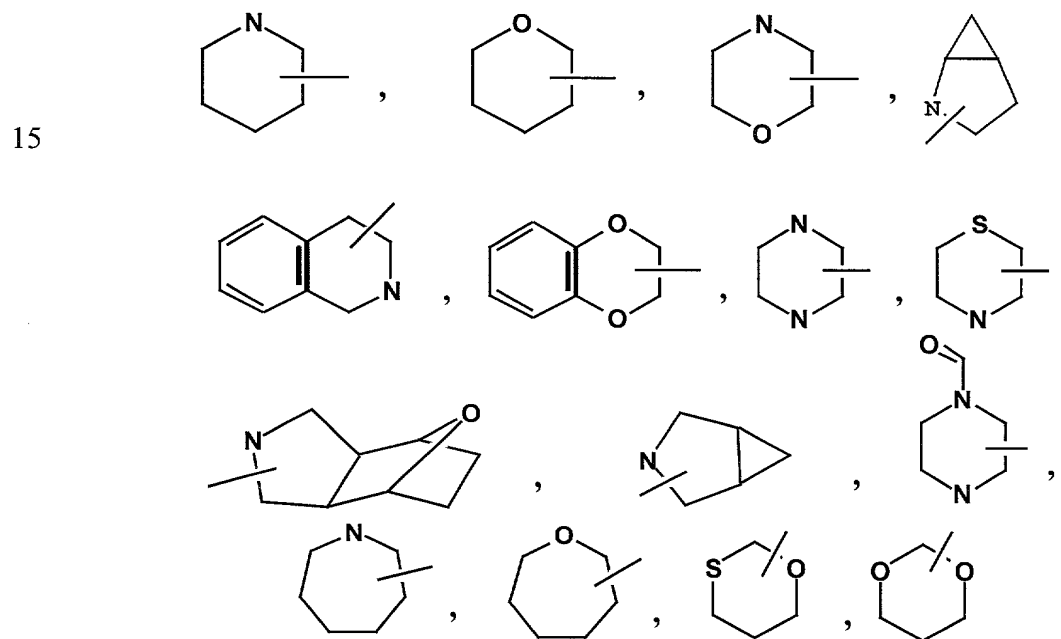
Unless otherwise indicated, the term "lower alkylthio", "alkylthio", "arylthio" or "aralkylthio" as employed herein alone or as part of another group
30 includes any of the above alkyl, aralkyl or aryl groups linked to a sulfur atom.

Unless otherwise indicated, the term "lower alkylamino", "alkylamino", "arylamino", or "arylalkylamino" as employed herein alone or as part of
35 another group includes any of the above alkyl, aryl or arylalkyl groups linked to a nitrogen atom.

Unless otherwise indicated, the term "acyl" as employed herein by itself or part of another group, as

defined herein, refers to an organic radical linked to a
 carbonyl ($\text{C}=\text{O}$) group; examples of acyl groups include any
 of the R^1 groups attached to a carbonyl, such as
 alkanoyl, alkenoyl, aroyl, aralkanoyl, heteroaroyl,
 5 cycloalkanoyl, cycloheteroalkanoyl and the like.

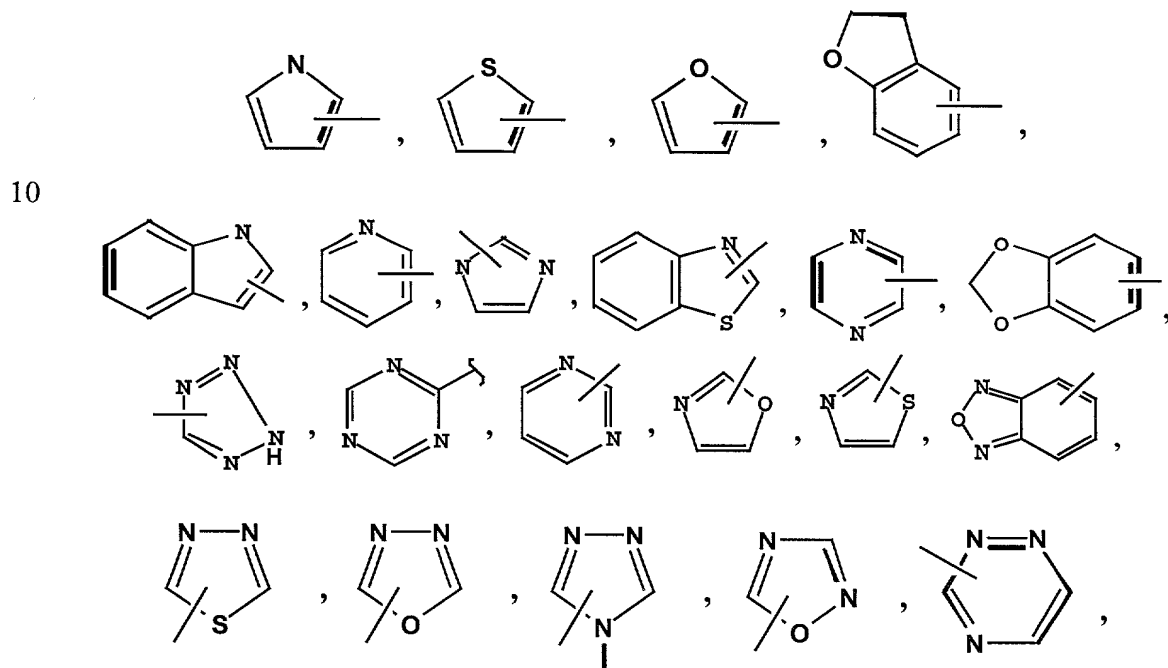
Unless otherwise indicated, the term
 "cycloheteroalkyl" as used herein alone or as part of
 another group refers to a 5-, 6- or 7-membered saturated
 or partially unsaturated ring which includes 1 to 2
 10 hetero atoms such as nitrogen, oxygen and/or sulfur,
 linked through a carbon atom or a heteroatom, where
 possible, optionally via the linker $(\text{CH}_2)_r$ (where r is 1,
 2 or 3), such as:



and the like. The above groups may include 1 to 4
 20 substituents such as alkyl, halo, oxo and/or any of the
 alkyl substituents set out herein. In addition, any of
 the cycloheteroalkyl rings can be fused to a cycloalkyl,
 aryl, heteroaryl or cycloheteroalkyl ring.

Unless otherwise indicated, the term "heteroaryl"
 25 as used herein alone or as part of another group refers
 to a 5- or 6- membered aromatic ring which includes 1, 2,

3 or 4 hetero atoms such as nitrogen, oxygen or sulfur, and such rings fused to an aryl, cycloalkyl, heteroaryl or cycloheteroalkyl ring (e.g. benzothiophenyl, indolyl), and includes possible N-oxides. The heteroaryl group may optionally include 1 to 4 substituents such as any of the substituents set out above for alkyl. Examples of heteroaryl groups include the following:



and the like.

The term "cycloheteroalkylalkyl" as used herein alone or as part of another group refers to cycloheteroalkyl groups as defined above linked through a C atom or heteroatom to a $(CH_2)_r$ chain.

20 The term "heteroarylalkyl" or "heteroarylalkenyl" as used herein alone or as part of another group refers to a heteroaryl group as defined above linked through a C atom or heteroatom to a $-(CH_2)_r-$ chain, alkylene or alkenylene as defined above.

25 The term "polyhaloalkyl" as used herein refers to an "alkyl" group as defined above which includes from 2 to 9, preferably from 2 to 5, halo substituents, such as F or Cl, preferably F, such as CF_3CH_2 , CF_3 or $CF_3CF_2CH_2$.

The term "polyhaloalkoxy" as used herein refers to an "alkoxy" or "alkyloxy" group as defined above which includes from 2 to 9, preferably from 2 to 5, halo substituents, such as F or Cl, preferably F, such as
5 CF₃CH₂O, CF₃O or CF₃CF₂CH₂O.

All stereoisomers of the compounds of the instant invention are contemplated, either in admixture or in pure or substantially pure form. The compounds of the present invention can have asymmetric centers at any of
10 the carbon atoms including any one or the R substituents. Consequently, compounds of formula I can exist in enantiomeric or diastereomeric forms or in mixtures thereof. The processes for preparation can utilize racemates, enantiomers or diastereomers as starting
15 materials. When diastereomeric or enantiomeric products are prepared, they can be separated by conventional methods for example, chromatographic or fractional crystallization.

Where desired, the compounds of structure I may be
20 used in combination with one or more other types of antidiabetic agents (employed to treat diabetes and related diseases) and/or one or more other types of therapeutic agents which may be administered orally in the same dosage form, in a separate oral dosage form or
25 by injection.

The other type of antidiabetic agent which may be optionally employed in combination with the DP4 inhibitor of formula I may be 1,2,3 or more antidiabetic agents or antihyperglycemic agents including insulin secretagogues
30 or insulin sensitizers, or other antidiabetic agents preferably having a mechanism of action different from DP4 inhibition and may include biguanides, sulfonyl ureas, glucosidase inhibitors, PPAR γ agonists, such as thiazolidinediones, SGLT2 inhibitors, PPAR α/γ dual
35 agonists, α P2 inhibitors, glycogen phosphorylase inhibitors, advanced glycosylation end (AGE) products inhibitors, and/or meglitinides, as well as insulin,

and/or glucagon-like peptide-1 (GLP-1) or mimetics thereof.

5 It is believed that the use of the compounds of structure I in combination with 1, 2, 3 or more other antidiabetic agents produces antihyperglycemic results greater than that possible from each of these medicaments alone and greater than the combined additive antihyperglycemic effects produced by these medicaments.

10 The other antidiabetic agent may be an oral antihyperglycemic agent preferably a biguanide such as metformin or phenformin or salts thereof, preferably metformin HCl.

15 Where the other antidiabetic agent is a biguanide, the compounds of structure I will be employed in a weight ratio to biguanide within the range from about 0.01:1 to about 100:1, preferably from about 0.1:1 to about 5:1.

20 The other antidiabetic agent may also preferably be a sulfonyl urea such as glyburide (also known as glibenclamide), glimepiride (disclosed in U.S. Patent No. 4,379,785), glipizide, gliclazide or chlorpropamide, other known sulfonylureas or other antihyperglycemic agents which act on the ATP-dependent channel of the β -cells, with glyburide and glipizide being preferred, which may be administered in the same or in separate oral
25 dosage forms.

The compounds of structure I will be employed in a weight ratio to the sulfonyl urea in the range from about 0.01:1 to about 100:1, preferably from about 0.05:1 to about 5:1.

30 The oral antidiabetic agent may also be a glucosidase inhibitor such as acarbose (disclosed in U.S. Patent No. 4,904,769) or miglitol (disclosed in U.S. Patent No. 4,639,436), which may be administered in the same or in a separate oral dosage forms.

35 The compounds of structure I will be employed in a weight ratio to the glucosidase inhibitor within the

range from about 0.01:1 to about 100:1, preferably from about 0.2:1 to about 50:1.

The compounds of structure I may be employed in combination with a PPAR γ agonist such as a
5 thiazolidinedione oral anti-diabetic agent or other insulin sensitizers (which has an insulin sensitivity effect in NIDDM patients) such as troglitazone (Warner-Lambert's Rezulin[®], disclosed in U.S. Patent No. 4,572,912), rosiglitazone (SKB), pioglitazone (Takeda),
10 Mitsubishi's MCC-555 (disclosed in U.S. Patent No. 5,594,016), Glaxo-Wellcome's GL-262570, englitazone (CP-68722, Pfizer) or darglitazone (CP-86325, Pfizer, isaglitazone (MIT/J&J), JTT-501 (JPNT/P&U), L-895645 (Merck), R-119702 (Sankyo/WL), NN-2344 (Dr. Reddy/NN), or
15 YM-440 (Yamanouchi), preferably rosiglitazone and pioglitazone.

The compounds of structure I will be employed in a weight ratio to the thiazolidinedione in an amount within the range from about 0.01:1 to about 100:1, preferably
20 from about 0.1:1 to about 10:1.

The sulfonyl urea and thiazolidinedione in amounts of less than about 150 mg oral antidiabetic agent may be incorporated in a single tablet with the compounds of structure I.

25 The compounds of structure I may also be employed in combination with a antihyperglycemic agent such as insulin or with glucagon-like peptide-1 (GLP-1) such as GLP-1(1-36) amide, GLP-1(7-36) amide, GLP-1(7-37) (as disclosed in U.S. Patent No. 5,614,492 to Habener,
30 disclosure of which is incorporated herein by reference), or a GLP-1 mimic such as AC2993 or Exendin-4 (Amylin) and LY-315902 or LY-307167 (Lilly) and NN2211 (Novo-Nordisk), which may be administered via injection, intranasal, or by transdermal or buccal devices.

35 Where present, metformin, the sulfonyl ureas, such as glyburide, glimepiride, glipyrside, glipizide, chlorpropamide and gliclazide and the glucosidase

inhibitors acarbose or miglitol or insulin (injectable, pulmonary, buccal, or oral) may be employed in formulations as described above and in amounts and dosing as indicated in the Physician's Desk Reference (PDR).

5 Where present, metformin or salt thereof may be employed in amounts within the range from about 500 to about 2000 mg per day which may be administered in single or divided doses one to four times daily.

10 Where present, the thiazolidinedione anti-diabetic agent may be employed in amounts within the range from about 0.01 to about 2000 mg/day which may be administered in single or divided doses one to four times per day.

15 Where present insulin may be employed in formulations, amounts and dosing as indicated by the Physician's Desk Reference.

20 Where present GLP-1 peptides may be administered in oral buccal formulations, by nasal administration (for example inhalation spray) or parenterally as described in U.S. Patent Nos. 5,346,701 (TheraTech), 5,614,492 and 5,631,224 which are incorporated herein by reference.

25 The other antidiabetic agent may also be a PPAR α/γ dual agonist such as AR-HO39242 (Astra/Zeneca), GW-409544 (Glaxo-Wellcome), KRP297 (Kyorin Merck) as well as those disclosed by Murakami et al, "A Novel Insulin Sensitizer Acts As a Coligand for Peroxisome Proliferation - Activated Receptor Alpha (PPAR alpha) and PPAR gamma. Effect on PPAR alpha Activation on Abnormal Lipid Metabolism in Liver of Zucker Fatty Rats", Diabetes 47, 1841-1847 (1998), and in U.S. application Serial No. 30 09/664,598, filed September 18, 2000, (attorney file LA29NP) the disclosure of which is incorporated herein by reference, employing dosages as set out therein, which compounds designated as preferred are preferred for use herein.

35 The other antidiabetic agent may be an SGLT2 inhibitor such as disclosed in U.S. application Serial No. 09/679,027, filed October 4, 2000 (attorney file

LA49NP), which is incorporated herein by reference, employing dosages as set out herein. Preferred are the compounds designated as preferred in the above application.

5 The other antidiabetic agent which may be optionally employed in combination with the DP4 inhibitor of formula I may be an α P2 inhibitor such as disclosed in U.S. application Serial No. 09/391,053, filed September 7, 1999, and U.S. application Serial No. 09/519,079,
10 filed March 6, 2000 (attorney file LA27NP), which is incorporated herein by reference, employing dosages as set out herein. Preferred are the compounds designated as preferred in the above application.

15 The other antidiabetic agent which may be optionally employed in combination with the DP4 inhibitor of formula I may be a glycogen phosphorylase inhibitor such as disclosed in WO 96/39384, WO 96/39385, EP 978279, WO 2000/47206, WO 99/43663, and U.S. Patent Nos.
20 5,952,322 and 5,998,463, WO 99/26659 and EP 1041068.

20 The meglitinide which may optionally be employed in combination with the compound of formula I of the invention may be repaglinide, nateglinide (Novartis) or KAD1229 (PF/Kissei), with repaglinide being preferred.

25 The DP4 inhibitor of formula I will be employed in a weight ratio to the meglitinide, PPAR γ agonist, PPAR α/γ dual agonist, SGLT2 inhibitor, α P2 inhibitor, or glycogen phosphorylase inhibitor within the range from about 0.01:1 to about 100:1, preferably from about 0.1:1 to about 10:1.

30 The hypolipidemic agent or lipid-modulating agent which may be optionally employed in combination with the compounds of formula I of the invention may include 1,2,3 or more MTP inhibitors, HMG CoA reductase inhibitors, squalene synthetase inhibitors, fibric acid derivatives,
35 ACAT inhibitors, lipoxxygenase inhibitors, cholesterol absorption inhibitors, ileal Na^+ /bile acid cotransporter inhibitors, upregulators of LDL receptor activity, ATP

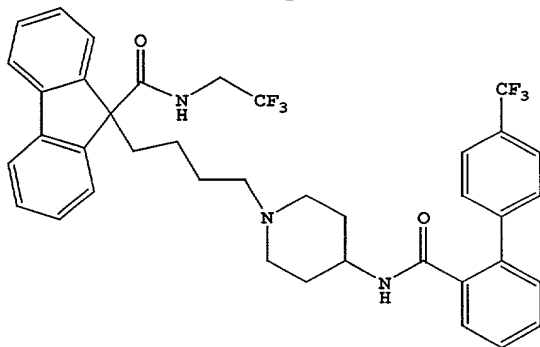
citrate lyase inhibitors, cholesteryl ester transfer protein inhibitors, bile acid sequestrants, and/or nicotinic acid and derivatives thereof.

MTP inhibitors employed herein include MTP inhibitors disclosed in U.S. Patent No. 5,595,872, U.S. Patent No. 5,739,135, U.S. Patent No. 5,712,279, U.S. Patent No. 5,760,246, U.S. Patent No. 5,827,875, U.S. Patent No. 5,885,983 and U.S. Application Serial No. 09/175,180 filed October 20, 1998, now U.S. Patent No. 5,962,440. Preferred are each of the preferred MTP inhibitors disclosed in each of the above patents and applications.

All of the above U.S. Patents and applications are incorporated herein by reference.

Most preferred MTP inhibitors to be employed in accordance with the present invention include preferred MTP inhibitors as set out in U.S. Patent Nos. 5,739,135 and 5,712,279, and U.S. Patent No. 5,760,246 as well as implitapide (Bayer).

The most preferred MTP inhibitor is 9-[4-[4-[[2-(2,2,2-Trifluoroethoxy)benzoyl]amino]-1-piperidinyl]butyl]-N-(2,2,2-trifluoroethyl)-9H-fluorene-9-carboxamide



The hypolipidemic agent may be an HMG CoA reductase inhibitor which includes, but is not limited to, mevastatin and related compounds as disclosed in U.S. Patent No. 3,983,140, lovastatin (mevinolin) and related compounds as disclosed in U.S. Patent No. 4,231,938, pravastatin and related compounds such as disclosed in

U.S. Patent No. 4,346,227, simvastatin and related compounds as disclosed in U.S. Patent Nos. 4,448,784 and 4,450,171. Other HMG CoA reductase inhibitors which may be employed herein include, but are not limited to,
5 fluvastatin, disclosed in U.S. Patent No. 5,354,772, cerivastatin disclosed in U.S. Patent Nos. 5,006,530 and 5,177,080, atorvastatin disclosed in U.S. Patent Nos. 4,681,893, 5,273,995, 5,385,929 and 5,686,104, atavastatin (Nissan/Sankyo's nisvastatin (NK-104))
10 disclosed in U.S. Patent No. 5,011,930, Shionogi-Astra/Zeneca visastatin (ZD-4522) disclosed in U.S. Patent No. 5,260,440.

The squalene synthetase inhibitors suitable for use herein include, but are not limited to, α -phosphono-sulfonates disclosed in U.S. Patent No. 5,712,396, those
15 disclosed by Biller et al, J. Med. Chem., 1988, Vol. 31, No. 10, pp 1869-1871, including isoprenoid (phosphinyl-methyl)phosphonates as well as other known squalene synthetase inhibitors, for example, as disclosed in U.S.
20 Patent No. 4,871,721 and 4,924,024 and in Biller, S.A., Neuenschwander, K., Ponpipom, M.M., and Poulter, C.D., Current Pharmaceutical Design, 2, 1-40 (1996).

In addition, other squalene synthetase inhibitors suitable for use herein include the terpenoid
25 pyrophosphates disclosed by P. Ortiz de Montellano et al, J. Med. Chem., 1977, 20, 243-249, the farnesyl diphosphate analog A and presqualene pyrophosphate (PSQ-PP) analogs as disclosed by Corey and Volante, J. Am. Chem. Soc., 1976, 98, 1291-1293, phosphinylphosphonates
30 reported by McClard, R.W. et al, J.A.C.S., 1987, 109, 5544 and cyclopropanes reported by Capson, T.L., PhD dissertation, June, 1987, Dept. Med. Chem. U of Utah, Abstract, Table of Contents, pp 16, 17, 40-43, 48-51, Summary.

35 Other hypolipidemic agents suitable for use herein include, but are not limited to, fibric acid derivatives, such as fenofibrate, gemfibrozil, clofibrate,

bezafibrate, ciprofibrate, clinofibrate and the like, probucol, and related compounds as disclosed in U.S. Patent No. 3,674,836, probucol and gemfibrozil being preferred, bile acid sequestrants such as cholestyramine, 5 colestipol and DEAE-Sephadex (Secholex®, Policexide®), as well as lipostabil (Rhone-Poulenc), Eisai E-5050 (an N-substituted ethanolamine derivative), imanixil (HOE-402), tetrahydrolipstatin (THL), istigmastanylphosphorylcholine (SPC, Roche), aminocyclodextrin (Tanabe 10 Seiyoku), Ajinomoto AJ-814 (azulene derivative), melinamide (Sumitomo), Sandoz 58-035, American Cyanamid CL-277,082 and CL-283,546 (disubstituted urea derivatives), nicotinic acid, acipimox, acifran, neomycin, p-aminosalicylic acid, aspirin, 15 poly(diallylmethylamine) derivatives such as disclosed in U.S. Patent No. 4,759,923, quaternary amine poly(diallyldimethylammonium chloride) and ionenes such as disclosed in U.S. Patent No. 4,027,009, and other known serum cholesterol lowering agents.

20 The other hypolipidemic agent may be an ACAT inhibitor such as disclosed in, Drugs of the Future 24, 9-15 (1999), (Avasimibe); "The ACAT inhibitor, Cl-1011 is effective in the prevention and regression of aortic fatty streak area in hamsters", Nicolosi et al, 25 Atherosclerosis (Shannon, Irel). (1998), 137(1), 77-85; "The pharmacological profile of FCE 27677: a novel ACAT inhibitor with potent hypolipidemic activity mediated by selective suppression of the hepatic secretion of ApoB100-containing lipoprotein", Ghiselli, Giancarlo, 30 Cardiovasc. Drug Rev. (1998), 16(1), 16-30; "RP 73163: a bioavailable alkylsulfinyl-diphenylimidazole ACAT inhibitor", Smith, C., et al, Bioorg. Med. Chem. Lett. (1996), 6(1), 47-50; "ACAT inhibitors: physiologic mechanisms for hypolipidemic and anti-atherosclerotic 35 activities in experimental animals", Krause et al, Editor(s): Ruffolo, Robert R., Jr.; Hollinger, Manfred A., Inflammation: Mediators Pathways (1995), 173-98,

Publisher: CRC, Boca Raton, Fla.; "ACAT inhibitors: potential anti-atherosclerotic agents", Sliskovic et al, Curr. Med. Chem. (1994), 1(3), 204-25; "Inhibitors of acyl-CoA:cholesterol O-acyl transferase (ACAT) as hypocholesterolemic agents. 6. The first water-soluble ACAT inhibitor with lipid-regulating activity. Inhibitors of acyl-CoA:cholesterol acyltransferase (ACAT). 7. Development of a series of substituted N-phenyl-N'-[(1-phenylcyclopentyl)methyl]ureas with enhanced hypocholesterolemic activity", Stout et al, Chemtracts: Org. Chem. (1995), 8(6), 359-62, or TS-962 (Taisho Pharmaceutical Co. Ltd).

The hypolipidemic agent may be an upregulator of LD2 receptor activity such as MD-700 (Taisho Pharmaceutical Co. Ltd) and LY295427 (Eli Lilly).

The hypolipidemic agent may be a cholesterol absorption inhibitor preferably Schering-Plough's SCH48461 as well as those disclosed in Atherosclerosis 115, 45-63 (1995) and J. Med. Chem. 41, 973 (1998).

The hypolipidemic agent may be an ileal Na⁺/bile acid cotransporter inhibitor such as disclosed in Drugs of the Future, 24, 425-430 (1999).

The lipid-modulating agent may be a cholesteryl ester transfer protein (CETP) inhibitor such as Pfizer's CP 529,414 (WO/0038722 and EP 818448) and Pharmacia's SC-744 and SC-795.

The ATP citrate lyase inhibitor which may be employed in the combination of the invention may include, for example, those disclosed in U.S. Patent No. 5,447,954.

Preferred hypolipidemic agents are pravastatin, lovastatin, simvastatin, atorvastatin, fluvastatin, cerivastatin, atavastatin and ZD-4522.

The above-mentioned U.S. patents are incorporated herein by reference. The amounts and dosages employed will be as indicated in the Physician's Desk Reference and/or in the patents set out above.

The compounds of formula I of the invention will be employed in a weight ratio to the hypolipidemic agent (were present), within the range from about 500:1 to about 1:500, preferably from about 100:1 to about 1:100.

5 The dose administered must be carefully adjusted according to age, weight and condition of the patient, as well as the route of administration, dosage form and regimen and the desired result.

10 The dosages and formulations for the hypolipidemic agent will be as disclosed in the various patents and applications discussed above.

15 The dosages and formulations for the other hypolipidemic agent to be employed, where applicable, will be as set out in the latest edition of the Physicians' Desk Reference.

20 For oral administration, a satisfactory result may be obtained employing the MTP inhibitor in an amount within the range of from about 0.01 mg/kg to about 500 mg and preferably from about 0.1 mg to about 100 mg, one to four times daily.

25 A preferred oral dosage form, such as tablets or capsules, will contain the MTP inhibitor in an amount of from about 1 to about 500 mg, preferably from about 2 to about 400 mg, and more preferably from about 5 to about 250 mg, one to four times daily.

30 For oral administration, a satisfactory result may be obtained employing an HMG CoA reductase inhibitor, for example, pravastatin, lovastatin, simvastatin, atorvastatin, fluvastatin or cerivastatin in dosages employed as indicated in the Physician's Desk Reference, such as in an amount within the range of from about 1 to 2000 mg, and preferably from about 4 to about 200 mg.

35 The squalene synthetase inhibitor may be employed in dosages in an amount within the range of from about 10 mg to about 2000 mg and preferably from about 25 mg to about 200 mg.

A preferred oral dosage form, such as tablets or capsules, will contain the HMG CoA reductase inhibitor in an amount from about 0.1 to about 100 mg, preferably from about 5 to about 80 mg, and more preferably from about 10
5 to about 40 mg.

A preferred oral dosage form, such as tablets or capsules will contain the squalene synthetase inhibitor in an amount of from about 10 to about 500 mg, preferably from about 25 to about 200 mg.

10 The other hypolipidemic agent may also be a lipoxygenase inhibitor including a 15-lipoxygenase (15-LO) inhibitor such as benzimidazole derivatives as disclosed in WO 97/12615, 15-LO inhibitors as disclosed in WO 97/12613, isothiazolones as disclosed in
15 WO 96/38144, and 15-LO inhibitors as disclosed by Sendobry et al "Attenuation of diet-induced atherosclerosis in rabbits with a highly selective 15-lipoxygenase inhibitor lacking significant antioxidant properties", Brit. J. Pharmacology (1997) 120, 1199-1206,
20 and Cornicelli et al, "15-Lipoxygenase and its Inhibition: A Novel Therapeutic Target for Vascular Disease", Current Pharmaceutical Design, 1999, 5, 11-20.

The compounds of formula I and the hypolipidemic agent may be employed together in the same oral dosage
25 form or in separate oral dosage forms taken at the same time.

The compositions described above may be administered in the dosage forms as described above in single or divided doses of one to four times daily. It
30 may be advisable to start a patient on a low dose combination and work up gradually to a high dose combination.

The preferred hypolipidemic agent is pravastatin, simvastatin, lovastatin, atorvastatin, fluvastatin or
35 cerivastatin.

The other type of therapeutic agent which may be optionally employed with the DP4 inhibitor of formula I

may be 1, 2, 3 or more of an anti-obesity agent including a beta 3 adrenergic agonist, a lipase inhibitor, a serotonin (and dopamine) reuptake inhibitor, a thyroid receptor beta drug, an anorectic agent and/or a fatty acid oxidation upregulator.

The beta 3 adrenergic agonist which may be optionally employed in combination with a compound of formula I may be AJ9677 (Takeda/Dainippon), L750355 (Merck), or CP331648 (Pfizer) or other known beta 3 agonists as disclosed in U.S. Patent Nos. 5,541,204, 5,770,615, 5,491,134, 5,776,983 and 5,488,064, with AJ9677, L750,355 and CP331648 being preferred.

The lipase inhibitor which may be optionally employed in combination with a compound of formula I may be orlistat or ATL-962 (Alizyme), with orlistat being preferred.

The serotonin (and dopamine) reuptake inhibitor which may be optionally employed in combination with a compound of formula I may be sibutramine, topiramate (Johnson & Johnson) or axokine (Regeneron), with sibutramine and topiramate being preferred.

The thyroid receptor beta compound which may be optionally employed in combination with a compound of formula I may be a thyroid receptor ligand as disclosed in WO97/21993 (U. Cal SF), WO99/00353 (KaroBio) and GB98/284425 (KaroBio), with compounds of the KaroBio applications being preferred.

The anorectic agent which may be optionally employed in combination with a compound of formula I may be dexamphetamine, phentermine, phenylpropanolamine or mazindol, with dexamphetamine being preferred.

The fatty acid oxidation upregulator which may be optionally employed in combination with the compound of formula I can be famoxin (Genset).

The various anti-obesity agents described above may be employed in the same dosage form with the compound of

formula I or in different dosage forms, in dosages and regimens as generally known in the art or in the PDR.

The infertility agent which may be optionally employed in combination with the DP4 inhibitor of the invention may be 1, 2, or more of clomiphene citrate (Clomid®, Aventis), bromocriptine mesylate (Parlodel®, Novartis), LHRH analogs, Lupron (TAP Pharm.), danazol, Danocrine (Sanofi), progestogens or glucocorticoids, which may be employed in amounts specified in the PDR.

The agent for polycystic ovary syndrome which may be optionally employed in combination with the DP4 inhibitor of the invention may be 1, 2, or more of gonadotropin releasing hormone (GnRH), leuprolide (Lupron®), Clomid®, Parlodel®, oral contraceptives or insulin sensitizers such as PPAR agonists, or other conventional agents for such use which may be employed in amounts specified in the PDR.

The agent for treating growth disorders and/or frailty which may be optionally employed in combination with the DP4 inhibitor of the invention may be 1, 2, or more of a growth hormone or growth hormone secretagogue such as MK-677 (Merck), CP-424,391 (Pfizer), and compounds disclosed in U.S. Serial No. 09/506,749 filed February 18, 2000 (attorney docket LA26), as well as selective androgen receptor modulators (SARMs), which is incorporated herein by reference, which may be employed in amounts specified in the PDR, where applicable.

The agent for treating arthritis which may be optionally employed in combination with the DP4 inhibitor of the invention may be 1, 2, or more of aspirin, indomethacin, ibuprofen, diclofenac sodium, naproxen, nabumetone (Relafen®, SmithKline Beecham), tolmetin sodium (Tolectin®, Ortho-McNeil), piroxicam (Feldene®, Pfizer), ketorolac tromethamine (Toradol®, Roche), celecoxib (Celebrex®, Searle), rofecoxib (Vioxx®, Merck) and the like, which may be employed in amounts specified in the PDR.

Conventional agents for preventing allograft rejection in transplantation such as cyclosporin, Sandimmune (Novartis), azathioprine, Immuran (Faro) or methotrexate may be optionally employed in combination
 5 with the DP4 inhibitor of the invention, which may be employed in amounts specified in the PDR.

Conventional agents for treating autoimmune diseases such as multiple sclerosis and immunomodulatory diseases such as lupus erythematosus, psoriasis, for
 10 example, azathioprine, Immuran, cyclophosphamide, NSAIDS such as ibuprofen, cox 2 inhibitors such as Vioxx and Celebrex, glucocorticoids and hydroxychloroquine, may be optionally employed in combination with the DP4 inhibitor of the invention, which may be employed in amounts
 15 specified in the PDR.

The AIDS agent which may be optionally employed in combination with the DP4 inhibitor of the invention may be a non-nucleoside reverse transcriptase inhibitor, a nucleoside reverse transcriptase inhibitor, a protease inhibitor and/or an AIDS adjunct anti-infective and may
 20 be 1, 2, or more of dronabinol (Marinol®, Roxane Labs), didanosine (Videx®, Bristol-Myers Squibb), megestrol acetate (Megace®, Bristol-Myers Squibb), stavudine (Zerit®, Bristol-Myers Squibb), delavirdine mesylate
 25 (Rescriptor®, Pharmacia), lamivudine/zidovudine (Combivir™, Glaxo), lamivudine (Epivir™, Glaxo), zalcitabine (Hivid®, Roche), zidovudine (Retrovir®, Glaxo), indinavir sulfate (Crixivan®, Merck), saquinavir (Fortovase™, Roche), saquinovir mesylate (Invirase®,
 30 Roche), ritonavir (Norvir®, Abbott), nelfinavir (Viracept®, Agouron).

The above anti-AIDS agents may be employed in amounts specified in the PDR.

The agent for treating inflammatory bowel disease
 35 or syndrome which may be optionally employed in combination with the DP4 inhibitor of the invention may be 1, 2, or more of sulfasalazine, salicylates,

mesalamine (Asacol®, P&G) or Zelmac®, (Bristol-Myers Squibb), which may be employed in amounts specified in the PDR or otherwise known in the art.

5 The agent for treating osteoporosis which may be optionally employed in combination with the DP4 inhibitor of the invention may be 1, 2, or more of alendronate sodium (Fosamax®, Merck, tiludronate (Skelid®, Sanofi), etidronate disodium (Didronel®, P&G), raloxifene HCl (Evista®, Lilly), which may be employed in amounts
10 specified in the PDR.

In carrying out the method of the invention, a pharmaceutical composition will be employed containing the compounds of structure I, with or without another antidiabetic agent and/or other type therapeutic agent,
15 in association with a pharmaceutical vehicle or diluent. The pharmaceutical composition can be formulated employing conventional solid or liquid vehicles or diluents and pharmaceutical additives of a type appropriate to the mode of desired administration. The
20 compounds can be administered to mammalian species including humans, monkeys, dogs, etc. by an oral route, for example, in the form of tablets, capsules, granules or powders, or they can be administered by a parenteral route in the form of injectable preparations. The dose
25 for adults is preferably between 10 and 1,000 mg per day, which can be administered in a single dose or in the form of individual doses from 1-4 times per day.

A typical capsule for oral administration contains compounds of structure I (250 mg), lactose (75 mg) and
30 magnesium stearate (15 mg). The mixture is passed through a 60 mesh sieve and packed into a No. 1 gelatin capsule.

A typical injectable preparation is produced by aseptically placing 250 mg of compounds of structure I
35 into a vial, aseptically freeze-drying and sealing. For use, the contents of the vial are mixed with 2 mL of

physiological saline, to produce an injectable preparation.

DP4 inhibitor activity of the compounds of the invention may be determined by use of an in vitro assay system which measures the potentiation of inhibition of DP4. Inhibition constants (K_i values) for the DP4 inhibitors of the invention may be determined by the method described below.

10 **Purification of Porcine Dipeptidyl Peptidase IV**

Porcine enzyme was purified as previously described (1), with several modifications. Kidneys from 15-20 animals were obtained, and the cortex was dissected away and frozen at -80°C . Frozen tissue (2000 -2500 g) was homogenized in 12 L of 0.25 M sucrose in a Waring blender. The homogenate then was left at 37°C for 18 hours to facilitate cleavage of DP-4 from cell membranes. After the cleavage step, the homogenate was clarified by centrifugation at 7000 X g for 20 min at 4°C , and the supernatant was collected. Solid ammonium sulfate was added to 60% saturation, and the precipitate was collected by centrifugation at 10,000 X g and was discarded. Additional ammonium sulfate was added to the supernatant to 80% saturation, and the 80% pellet was collected and dissolved in 20 mM Na_2HPO_4 , pH 7.4.

After dialysis against 20 mM Na_2HPO_4 , pH 7.4, the preparation was clarified by centrifugation at 10,000 X g. The clarified preparation then was applied to 300 mL of ConA Sepharose that had been equilibrated in the same buffer. After washing with buffer to a constant A_{280} , the column was eluted with 5% (w/v) methyl α -D-mannopyranoside. Active fractions were pooled, concentrated, and dialyzed against 5 mM sodium acetate, pH 5.0. Dialyzed material then was flowed through a 100 mL Pharmacia Resource S column equilibrated in the same buffer. The flow through material was collected and contained most of the enzyme activity. Active material

again was concentrated and dialyzed into 20 mM Na₂HPO₄, pH 7.4. Lastly, the concentrated enzyme was chromatographed on a Pharmacia S-200 gel filtration column to removed low molecular weight contaminants. Purity of column fractions was analyzed by reducing SDS-PAGE, and the purest fractions were pooled and concentrated. Purified enzyme was stored in 20% glycerol at -80°C.

Assay of Porcine Dipeptidyl Peptidase IV

Enzyme was assayed under steady-state conditions as previously described (2) with gly-pro-p-nitroanilide as substrate, with the following modifications. Reactions contained, in a final volume of 100 µl, 100 mM Aces, 52 mM TRIS, 52 mM ethanolamine, 500 µM gly-pro-p-nitroanilide, 0.2 % DMSO, and 4.5 nM enzyme at 25°C, pH 7.4. For single assays at 10 µM test compound, buffer, compound, and enzyme were added to wells of a 96 well microtiter plate, and were incubated at room temperature for 5 min. Reactions were started by addition of substrate. The continuous production of p-nitroaniline was measured at 405 nM for 15 min using a Molecular Devices Tmax plate reader, with a read every 9 seconds. The linear rate of p-nitroaniline production was obtained over the linear portion of each progress curve. A standard curve for p-nitroaniline absorbance was obtained at the beginning of each experiment, and enzyme catalyzed p-nitroaniline production was quantitated from the standard curve. Compounds giving greater than 50% inhibition were selected for further analysis.

For analysis of positive compounds, steady-state kinetic inhibition constants were determined as a function of both substrate and inhibitor concentration. Substrate saturation curves were obtained at gly-pro-p-nitroanilide concentrations from 60 µM to 3600 µM. Additional saturation curves also were obtained in the presence of inhibitor. Complete inhibition experiments contained 11 substrate and 7 inhibitor concentrations,

with triplicate determinations across plates. For tight binding inhibitors with K_i s less than 20 nM, the enzyme concentration was reduced to 0.5 nM and reaction times were increased to 120 min. Pooled datasets from the three plates were fitted to the appropriate equation for either competitive, noncompetitive or uncompetitive inhibition.

(1) Rahfeld, J. Schutkowski, M., Faust, J., Neubert., Barth, A., and Heins, J. (1991) *Biol. Chem. Hoppe-Seyler*, 372, 313-318.

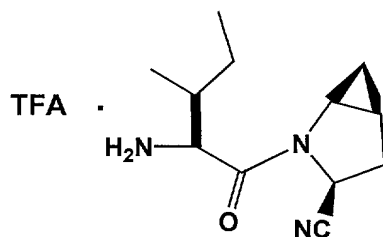
(2) Nagatsu, T., Hino, M., Fuyamada, H., Hayakawa, T., Sakakibara, S., Nakagawa, Y., and Takemoto, T. (1976) *Anal. Biochem.*, 74, 466-476.

The following abbreviations are employed in the Examples and elsewhere herein:

Ph = phenyl
 Bn = benzyl
 i-Bu = iso-butyl
 Me = methyl
 Et = ethyl
 Pr = propyl
 Bu = butyl
 TMS = trimethylsilyl
 FMOC = fluorenylmethoxycarbonyl
 Boc or BOC = *tert*-butoxycarbonyl
 Cbz = carbobenzyloxy or carbobenzoxy or benzyloxycarbonyl
 HOAc or AcOH = acetic acid
 DMF = N,N-dimethylformamide
 EtOAc = ethyl acetate
 THF = tetrahydrofuran
 TFA = trifluoroacetic acid
 Et₂NH = diethylamine
 NMM = N-methyl morpholine

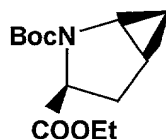
- n*-BuLi = *n*-butyllithium
Pd/C = palladium on carbon
PtO₂ = platinum oxide
TEA = triethylamine
- 5 EDAC = 3-ethyl-3'-(dimethylamino)propyl-carbodiimide hydrochloride (or 1-[(3-(dimethyl)amino)propyl]-3-ethylcarbodiimide hydrochloride)
HOBT or HOBT•H₂O = 1-hydroxybenzotriazole hydrate
HOAT = 1-hydroxy-7-azabenzotriazole
- 10 PyBOP reagent = benzotriazol-1-yloxy-tripyrrolidino phosphonium hexafluorophosphate
min = minute(s)
h or hr = hour(s)
L = liter
- 15 mL = milliliter
μL = microliter
g = gram(s)
mg = milligram(s)
mol = mole(s)
- 20 mmol = millimole(s)
meq = milliequivalent
rt = room temperature
sat or sat'd = saturated
aq. = aqueous
- 25 TLC = thin layer chromatography
HPLC = high performance liquid chromatography
LC/MS = high performance liquid chromatography/mass spectrometry
MS or Mass Spec = mass spectrometry
- 30 NMR = nuclear magnetic resonance
mp = melting point

The following Examples represent preferred
35 embodiments of the invention.

Example 1

Step 1.

5



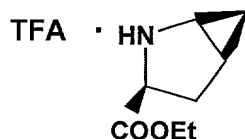
Step 1 title compound was synthesized by following the literature procedure [Stephen Hanessian, Ulrich Reinhold, Michel Saulnier, and Stephen Claridge; *Bioorganic & Medicinal Chemistry Letters* **8** (1998) 2123-2128] or with the following modifications. L-pyroglutamic acid ethyl ester was N-protected as the t-butylcarbamate (Boc₂O, DMAP or NaH) and then dehydrated to the 4,5-dehydroproline ethyl ester in one pot by carbonyl reduction (triethylborohydride, toluene, -78°C) followed by dehydration (TFAA, lutidine). The title compound was obtained by cyclopropanation of the 4,5-dehydroproline ethyl ester (Et₂Zn, ClCH₂I, 1,2-dichloroethane, -15°C). A more detailed protocol is as follows:

Synthesis of 4,5-dehydro-L-proline ethyl ester: L-pyroglutamic acid ethyl ester (200 g, 1.27 mol) was dissolved in 1.2 liters of methylene chloride and treated sequentially with di-tert-butylidicarbonate (297 g, 1.36 mol) and a catalytic DMAP (1.55 g, 0.013 mol) at ambient temperature. After 6 h, the mixture was quenched with

saturated brine and the organic phase was dried (Na_2SO_4) and filtered through a short silica gel column to give 323 g (100%) of N-Boc- L-pyroglutamic acid ethyl ester. N-Boc- L-pyroglutamic acid ethyl ester (160 g, 0.62 mol) 5 was dissolved in 1 liter of toluene, cooled to -78°C and treated with lithium triethylborohydride (666 mL of a 1.0 M soln in THF) and added dropwise over 90 minutes. After 3 h, 2,6-lutidine (423 mL, 3.73 mol) was added dropwise followed by DMAP (0.2 g, 0.0016 mol). To this mixture 10 was added TFAA (157 g, 0.74 mol) and the reaction was allowed to come to ambient temperature over 2 h. The mixture was diluted with EtOAc and water and the organics were washed with 3 N HCl, water, aqueous bicarbonate and brine and dried (Na_2SO_4) and filtered through a silica gel 15 plug to give 165 g of the crude 4,5-dehydroproline ethyl ester that was purified by flash column chromatography on silica gel with 1:5 ethyl acetate:hexanes to give 120 g, 75% of the olefin.

20 Cyclopropanation of 4,5-dehydro-L-proline ethyl ester: 4,5-Dehydro-L-proline ethyl ester (35.0 g, 0.145 mol) was added to a solution of neat Et_2Zn (35.8 g, 0.209 mol) in 1 liter of 1,2-dichloroethane at -15°C . To this mixture was added a dropwise addition of ClCH_2I (102 g, 0.58 mol) over 25 1 h and the mixture stirred at -15°C for 18 h. The reaction was quenched with saturated aqueous bicarbonate and the solvent was evaporated and the reaction was taken up in EtOAc, washed with brine and purified by silica gel chromatography using a stepwise gradient of from 20% 30 EtOAc/hexanes to 50% EtOAc/hexanes to give 17.5 g (50%) of diastereomerically pure step 1 title compound.

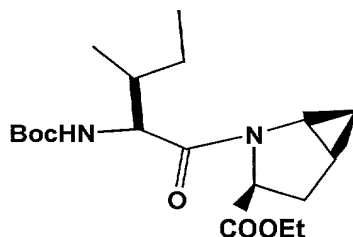
Step 2.



To a stirred solution of Step 1 compound (411 mg, 1.61 mmol) in CH₂Cl₂ (1.5 mL) at rt was added TFA (1.5 mL).

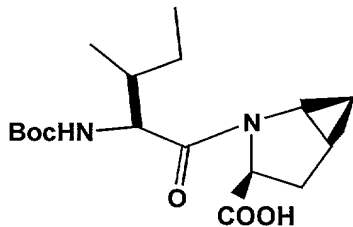
- 5 The reaction mixture was stirred at rt for 2 h and evaporated. The residue was diluted with CH₂Cl₂ and then evaporated and re-evaporated three times to give the title compound as a colorless oil, 433 mg, 100% yield.

10 Step 3.



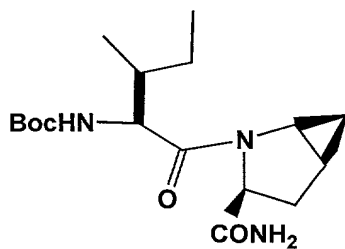
- To a stirred solution of (*S*)-*N*-tert-butoxycarbonyl-isoleucine (372.6 mg, 1.61 mmol) and benzotriazol-1-yloxytripyrrolidinophosphonium hexafluorophosphate (1.25 g, 2.42 mmol) in CH₂Cl₂ (6 mL) under nitrogen at rt was
- 15 added 4-methylmorpholine (NMM) (0.36 mL, 3.2 mmol). After 5 min, a solution of Step 2 compound (433 mg, 1.61 mmol) and NMM (0.27 mL, 2.4 mmol) in CH₂Cl₂ (1 mL) was added. After addition, the reaction mixture was stirred
- 20 under nitrogen at room temperature overnight. The reaction mixture was diluted with CH₂Cl₂ (40 mL) and washed with 4% KHSO₄ (10 mL), aqueous NaHCO₃ (10 mL) and brine (10 mL), dried (Na₂SO₄) and evaporated.
- 25 Purification by flash chromatography (1:4 EtOAc/hexane) gave the title compound as a colorless oil, 530 mg, 89% yield.

Step 4



To a stirred solution of Step 3 compound (530 mg, 1.44 mmol) in MeOH (4 mL) and H₂O (4 mL) at rt was added LiOH-H₂O (91 mg, 2.16 mmol). The reaction mixture was stirred at rt overnight and evaporated. Water (10 mL) was added to the residue and extracted with Et₂O (2 x 10 mL). The aqueous layer was acidified to ~pH 4 by adding 4% KHSO₄ dropwise. The milky solution was extracted with EtOAc (15 mL x 3). Combined EtOAc layers were washed with brine, dried over Na₂SO₄ and evaporated to give the title compound as a white solid, 440 mg, 90% yield.

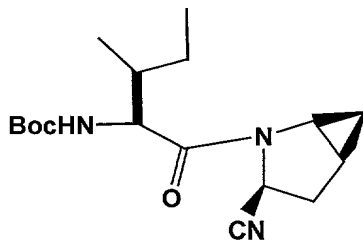
Step 5



To a stirred solution of Step 4 compound (300 mg, 0.88 mmol) in THF (6 mL) at -15°C under nitrogen, was added 4-methylmorpholine (0.12 mL, 1.06 mmol) and then isobutyl chloroformate (0.13 mL, 0.97 mmol) over 2 min. White precipitate was formed. The reaction mixture was stirred at -15°C under nitrogen for 25 min and a solution of NH₃ in dioxane (8.8 mL, 4.4 mmol) was added. The reaction mixture was stirred at -15°C for 30 min, warmed to rt and stirred at rt overnight. The reaction mixture was quenched by 4% KHSO₄ to ~pH 4 and extracted with EtOAc (20 mL x 3). The extracts were combined, washed with brine

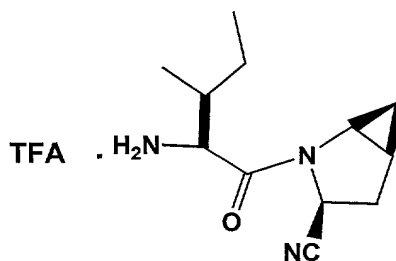
(10 mL) dried (Na_2SO_4) and evaporated. Purification by flash column chromatography (1:1 EtOAc/hexane) gave the title compound as a white foam, 268 mg, 90% yield.

5 Step 6



To a stirred solution of Step 5 compound (248 mg, 1.38 mmol) and imidazole (94 mg, 1.38 mmol) in dry pyridine (12 mL) at -35°C under nitrogen was added POCl_3 (0.26 mL, 2.76 mmol) dropwise. The reaction mixture was stirred between -35°C to -20°C for 1 h and evaporated. CH_2Cl_2 (10 mL) was added and white precipitates were formed. After filtration, the filtrate was concentrated and purified by flash chromatography (2:5 EtOAc/hexane) to give the title compound as a colorless oil, 196 mg, 88% yield.

Step 7

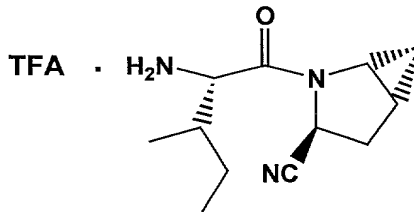


To a stirred solution of Step 6 compound (130 mg, 0.4 mmol) in CH_2Cl_2 (2 mL) at rt was added TFA (2 mL). The reaction mixture was stirred at rt for 2 h. The reaction mixture was added slowly to a pre-cooled slurry of NaHCO_3 (3.8 g) in H_2O (3 mL). The mixture was extracted with CH_2Cl_2 (6 mL x 5), and the combined CH_2Cl_2 layers were evaporated and purified by preparative HPLC to give the title compound as a white powder, 77 mg, 57% yield, mp =

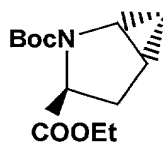
141-143°C. LC/MS gave the correct molecular ion $[(M+H)^+ = 222]$ for the desired compound.

Example 2

5

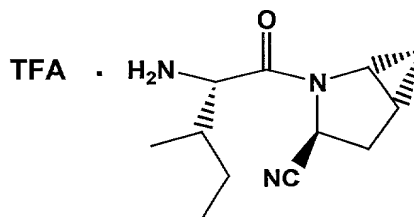


Step 1

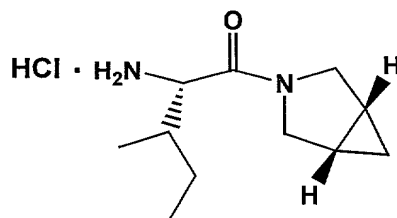


Step 1 title compound was synthesized by following the literature procedure. [Stephen Hanessian, Ulrich Reinhold, Michel Saulnier, and Stephen Claridge; *Bioorganic & Medicinal Chemistry Letters* **8** (1998) 2123-2128.]

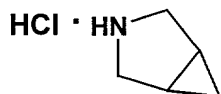
15 Step 2



The title compound was prepared from Step 1 compound, employing the same procedure as that described for Example 1, Steps 2-6. LC/MS gave the correct molecular ion $[(M+H)^+ = 222]$ for the desired compound.

Example 3

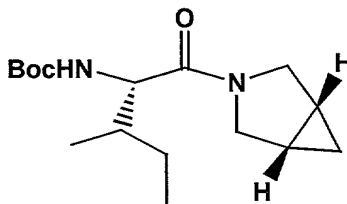
Step 1



5

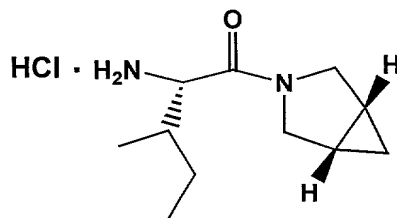
Step 1 title compound was prepared by following the literature procedure. [Willy D. Kollmeyer, U.S. Patent 4,183,857.]

10 Step 2



To a stirred solution of (*S*)-*N*-tert-butoxycarbonyl-tryptophan (231 mg, 1 mmol) and benzotriazol-1-yloxytripyrrolidinophosphonium hexafluorophosphate (780 mg, 1.5 mmol) in CH₂Cl₂ (6 mL) under nitrogen at rt was added 4-methylmorpholine (0.33 mL, 3 mmol). After 5 min, Step 1 compound (120 mg, 1 mmol) was added in one portion. The reaction mixture was stirred under nitrogen at rt overnight and then diluted with CH₂Cl₂ (30 mL), washed with 4.1% KHSO₄ (10 mL), aqueous NaHCO₃ (10 mL), brine (10 mL), dried (Na₂SO₄) and evaporated. Purification by flash chromatography on silica gel (2.4 x 20 cm column, 1:3 EtOAc/hexane) gave the title compound as a colorless oil, 290 mg, 90% yield. LC/MS gave the correct molecular ion [(M+H)⁺ = 297] for the desired compound.

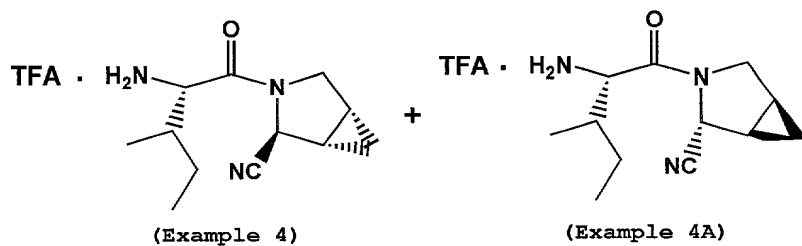
Step 3



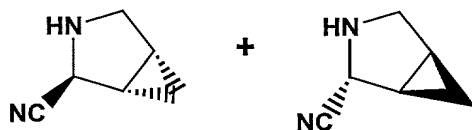
The reaction mixture of Step 2 compound (220 mg, 0.74
 5 mmol) and 4 M HCl in dioxane (1.5 mL, 6 mmol) was stirred
 at rt for 2 h and evaporated under reduced pressure. Et₂O
 was added to the residue and a precipitate was formed.
 Et₂O was decanted and this was done three times. The
 precipitate was dried *in vacuo* to give the title compound
 10 as a white powder, 130 mg (76% yield), mp 205-206°C.
 LC/MS gave the correct molecular ion [(M+H)⁺ = 197] for
 the desired compound.

Examples 4-4A

15

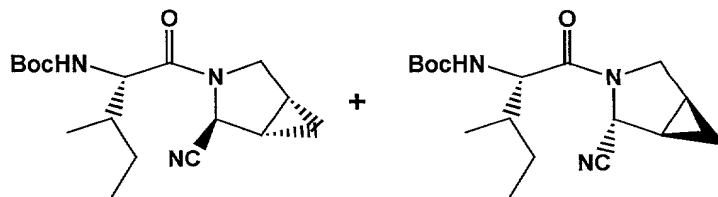


Step 1



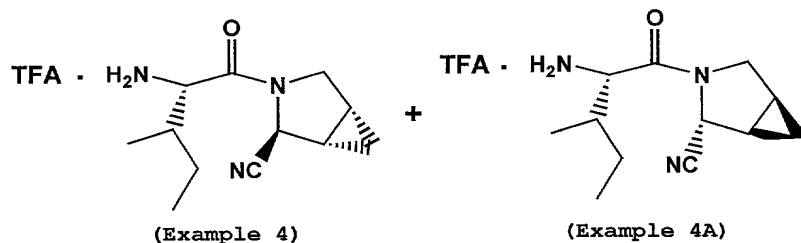
Step 1 title compound, as a 1:1 ratio of enantiomers, was
 20 prepared by following the literature procedure. [Willy
 D. Kollmeyer, U.S. Patent 4,183,857.]

Step 2



A slurry of (*S*)-*N*-*tert*-butoxycarbonyl-isoleucine (92.5 mg, 0.4 mmol), 1-[(3-(dimethylamino)propyl)-3-ethylcarbodiimide (77 mg, 0.4 mmol) and HOAT (54.4 mg, 0.4 mmol) in $\text{ClCH}_2\text{CH}_2\text{Cl}$ (0.3 mL) was stirred under nitrogen at rt for 1 h, then Step 1 compound (22 mg, 0.2 mmol) was added, followed by Et_3N (0.015 mL, 0.1 mmol). The reaction mixture was stirred under nitrogen at rt overnight and then diluted with CH_2Cl_2 (3 mL), washed with H_2O (1 mL), aqueous NaHCO_3 (1 mL) and brine (1 mL), dried (Na_2SO_4) and evaporated. Purification by flash chromatography on silica gel (2.4 x 12 cm column, 2:7 EtOAc/hexane) gave the title compound as a colorless oil, 33 mg, 51% yield. LC/MS gave the correct molecular ion $[(\text{M}+\text{H})^+ = 322]$ for the desired compound.

Step 3




To a stirred solution of Step 2 compound (30 mg, 0.4 mmol) in CH_2Cl_2 (0.5 mL) at rt was added TFA (0.5 mL). The reaction mixture was stirred at rt for 2 h. The reaction mixture was added slowly to a precooled slurry of NaHCO_3 (0.8 g) in H_2O (1 mL). The mixture was extracted with CH_2Cl_2 (2 mL x 5), and combined CH_2Cl_2 layers were evaporated and purified by preparative HPLC to give the title compounds as a 1:1 ratio of

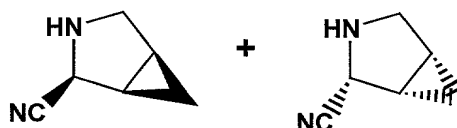
diastereomers, 22 mg, 73% yield. LC/MS gave the correct molecular ion $[(M+H)^+ = 222]$ for the desired compounds.

Examples 5-5A

5

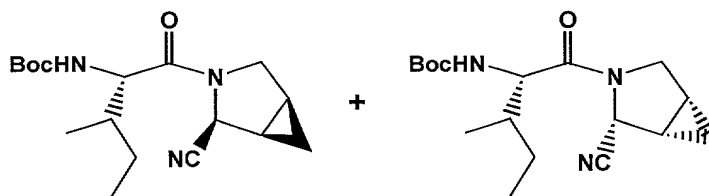


Step 1



To a solution of Example 4, Step 1 compound (150 mg, 1.39 mmol) in 2-propanol (0.8 mL), was added NaCN (40 mg, 1.0 mmol). The reaction mixture was heated to reflux for 3 h. After cooling to rt, the reaction mixture was evaporated and then slurried in Et₂O (5 mL). After filtration, the filtrate was evaporated to give Example 4 Step 1 compounds and Example 5 Step 1 compounds (140 mg, 93%) as a 2:1 mixture of diastereomers, each as a racemic mixture.

Step 2



20

A slurry of (S)-N-tert-butoxycarbonyl-isoleucine (595 mg, 2.57 mmol), 1-[(3-(dimethylamino)propyl]-3-ethylcarbodiimide (493 mg, 2.57 mmol) and 1-hydroxy-7-azabenzotriazole (350 mg, 2.57 mmol) in ClCH₂CH₂Cl (2 mL) was stirred under nitrogen at rt for 1 h, then Step 1 compound mixture (139 mg, 1.28 mmol) was added. The

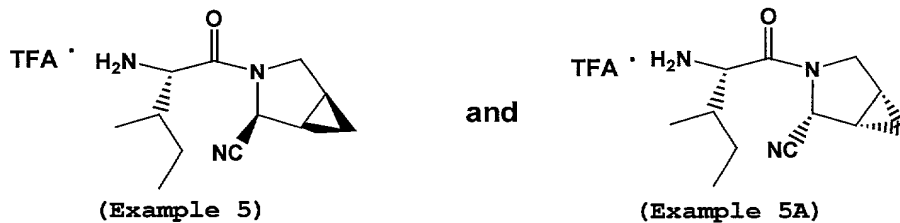
25

reaction mixture was stirred under nitrogen at rt overnight and then diluted with CH₂Cl₂ (30 mL), washed with H₂O (10 mL), saturated aqueous NaHCO₃ (10 mL) and brine (10 mL), dried (Na₂SO₄) and evaporated.

- 5 Purification by flash chromatography on silica gel (2.4 x 20 cm column, 1:3 EtOAc/hexane) gave the Example 4, Step 2 compound (260 mg), and the title compounds (105 mg) as a ratio of 1:1 diastereomers. LC/MS gave the correct molecular ion [(M+H)⁺ = 322] for the desired compounds.

10

Step 3



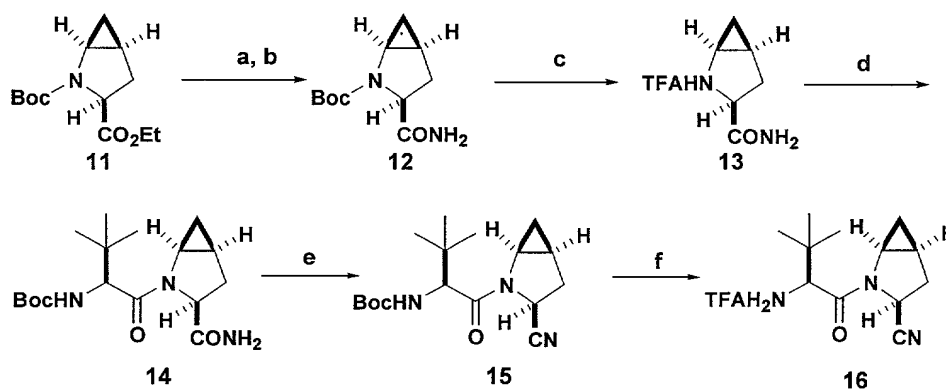
- To a stirred solution of Step 2 compounds (104 mg, 0.32 mmol) in CH₂Cl₂ (1 mL) at rt was added TFA (1 mL). The reaction mixture was stirred at rt for 2 h. The reaction mixture was added slowly to a precooled slurry of NaHCO₃ (2 g) in H₂O (2 mL). The mixture was extracted with CH₂Cl₂ (4 mL x 4), and combined CH₂Cl₂ layers were evaporated and purified by preparative HPLC to give the title compound Example 5 (36 mg) and Example 5A (36 mg). LC/MS gave the correct molecular ion [(M+H)⁺ = 222] for the desired compounds.

Example 6

- 25 **General Method A:** Parallel array synthesis methods for preparation of inhibitors from commercially available amino acids. As shown in Scheme 3, the ester **11**, described in Example 1 Step 1, was saponified to the acid with LiOH in THF/H₂O and converted to the amide **12** by treatment with isobutyl chloroformate/NMM followed by ammonia in dioxane. The Boc protecting group was removed under acidic conditions using TFA in methylene chloride to give **13**. The TFA salt was coupled to Boc-t-

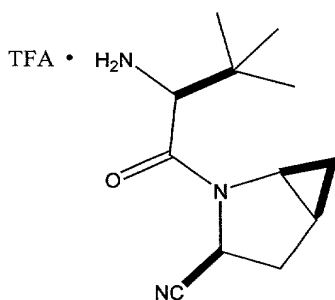
butylglycine using either EDAC/HOBT/DMF or EDAC/DMAP/CH₂Cl₂ to give 14. The amide was dehydrated to the nitrile 15 using POCl₃/imidazole in pyridine at -20°C and finally deprotected with TFA in CH₂Cl₂ at ambient temperature to afford the target 16.

Scheme 3, General Method A (Examples 6-27)

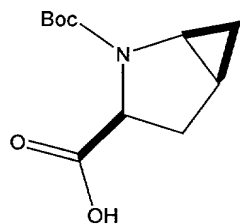


a. LiOH in THF/H₂O or MeOH/H₂O b. *i*-BuOCOCi/ NMM or *i*-BuOCOCi/TEA at -30°C or EDAC, then NH₃ in dioxane or Et₂O at RT c. TFA, CH₂Cl₂, RT d. Boc-*t*-butylglycine and PyBop/ NMM or EDAC, DMAP, CH₂Cl₂ e. POCl₃, pyridine, imidazole, -20°C f. TFA, CH₂Cl₂, RT

10



Step 1

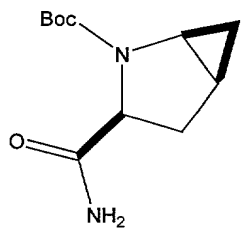


15

To a stirred solution of Example 1 Step 1 compound (1.40 g, 5.49 mmol) in 40 mL of a 1:1 methanol:water solution at rt was added lithium hydroxide (0.20 g, 8.30 mmol). The reaction mixture was stirred at rt for 18 h and then

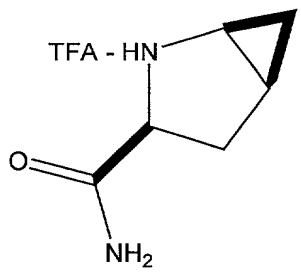
heated to 50°C for 2 h. The mixture was diluted with equal volumes of ether and water (50 mL) and then acidified with KHSO₄ to pH 3. The milky solution was extracted with ether (3 X 20 mL). The combined ether layers were dried over Na₂SO₄ and evaporated. The residue was stripped from toluene (2 X 10 mL) and dried under reduced pressure to give the title compound as a thick syrup, 1.20 g, 96%.

10 Step 2



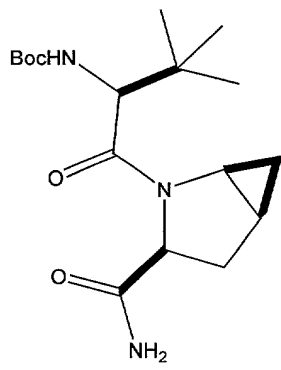
To a stirred solution of Step 1 compound (1.20 g, 5.28 mmol) in THF (20 mL) at -15°C under nitrogen was added 4-methylmorpholine (0.71 mL, 6.50 mmol) and then isobutyl chloroformate (0.78 mL, 6.00 mmol) over 5 min. The reaction was stirred at -15°C for 30 min, cooled to -30°C and treated with a solution of NH₃ in dioxane (50 mL, 25 mmol). The reaction mixture was stirred at -30°C for 30 min, warmed to rt and stirred overnight. The reaction mixture was quenched with citric acid solution (pH 4) and extracted with ether (3 X 50 mL). The combined organic fractions were washed with brine, dried over Na₂SO₄ and concentrated. Purification by flash column chromatography on silica gel with EtOAc gave the Step 2 compound, 1.00 g, 84%.

Step 3



To a stirred solution of Step 2 compound (0.90 g, 4.00 mmol) in CH₂Cl₂ (3 mL) at 0°C was added TFA (3 mL). The reaction mixture was stirred at 0°C for 18 h. The reaction mixture was concentrated under reduced pressure to produce title compound in the form of a thick oil, 0.98 g, 100%. The oil gradually solidified upon prolonged standing.

Step 4



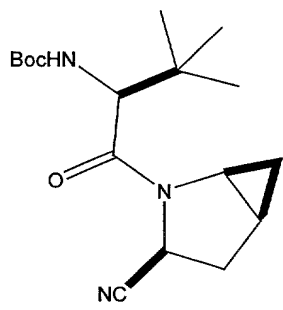
10

An oven-dried 15-mL test tube was charged with Step 3 compound (56 mg, 0.22 mmol), *N*-*tert*-butoxycarbonyl-*L*-*tert*-leucine (53 mg, 0.23 mmol), dimethylaminopyridine (0.11 g, 0.88 mmol), and CH₂Cl₂ (4 mL). The tube was sealed under nitrogen atmosphere and treated with 1-[(3-(dimethylamino)propyl]-3-ethylcarbodiimide (84 mg, 0.44 mmol). The mixture was placed in a shaker and vortexed overnight. The product was purified by solid phase extraction using a United Technology SCX column (2 g of sorbent in a 6 mL column) by loading the material on a SCX ion exchange column and successively washing with CH₂Cl₂ (5 mL), 30% methanol in CH₂Cl₂ (5 mL), 50% methanol in CH₂Cl₂ (5 mL) and methanol (10 mL). The product containing fractions were concentrated under reduced pressure to give the desired amide. Further purification by reverse phase preparative column chromatography on a YMC S5 ODS 20 X 250 mm column gave the title compound, 50 mg (68% yield). Purification conditions: Gradient elution from 30% methanol/water/0.1 TFA to 90% methanol/water/0.1 TFA over 15 min. 5 min. hold at 90%

30

methanol/water/0.1 TFA. Flow rate: 20 mL/min. Detection wavelength: 220. Retention Time: 14 min.

Step 5

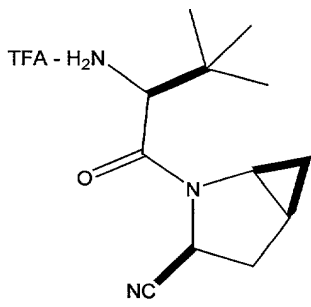


5

An oven-dried 15-mL test tube was charged with Step 4 compound (50 mg, 0.15 mmol), imidazole (31 mg, 0.46 mmol), and pyridine (1 mL). The tube was sealed under nitrogen atmosphere and cooled to -30°C . Slow addition of POCl_3 (141 mg, 88 μL , 0.92 mmol) gave after mixing a thick slurry. The tube was mixed at -30°C for 3 h and the volatiles evaporated. The product was purified by solid phase extraction using a United Technology silica extraction column (2 g of sorbent in a 6 mL column) by loading the material on a silica column and successively washing with CH_2Cl_2 (5 mL), 5% methanol in CH_2Cl_2 (5 mL), 7% methanol in CH_2Cl_2 (5 mL) and 12% methanol in CH_2Cl_2 (10 mL). The product containing fractions were pooled and concentrated under reduced pressure to give the title compound, 46 mg, 96%.

20

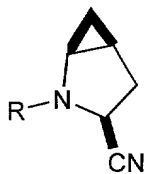
Step 6



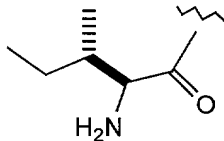
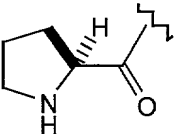
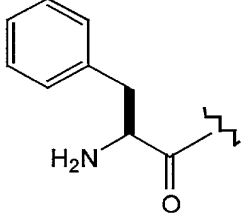
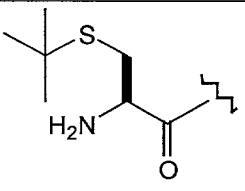
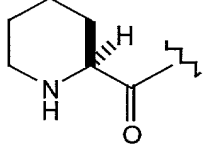
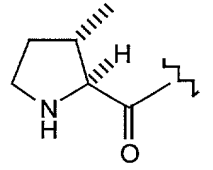
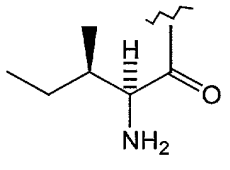
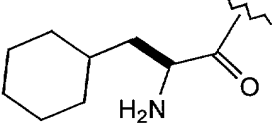
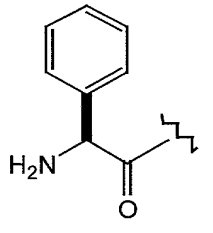
An oven-dried 15-mL test tube was charged with Step 5 compound (0.45 mg, 0.14 mmol), CH_2Cl_2 (1 mL), and TFA (1 mL). The reaction mixture was vortexed for 40 min at rt,

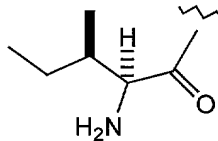
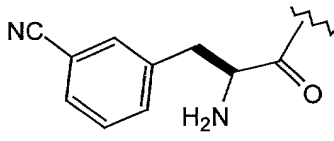
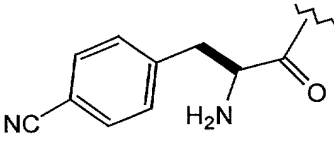
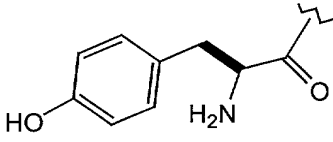
25

- diluted with toluene (4 mL) and concentrated under reduced pressure to a thick oil. The product was purified by reverse phase preparative column chromatography on a YMC S5 ODS 20 X 250 mm column to give
- 5 the Example 6 compound, 14 mg, 35%. Purification conditions: gradient elution from 10% methanol/water/0.1 TFA to 90% methanol/water/0.1 TFA over 18 min; 5 min hold at 90% methanol/water/0.1 TFA. Flow rate: 20 mL/min. Detection wavelength: 220. Retention Time: 10 min.
- 10 Examples 7-27 were prepared from amino acids available from commercial sources according to the procedure in Example 6.

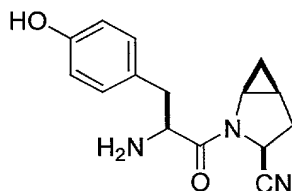
Table 1

Example	R	[M + H]
7		302
8		295
9		240
10		222
11		222
12		222
13		208
14		270

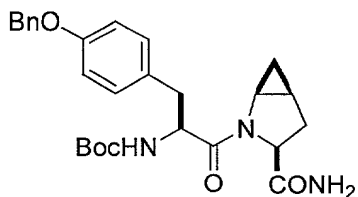
15		222
16		206
17		256
18		268
19		220
20		220
21		210
22		262
23		242

24		210
25		281
26		281
27		272

Example 27

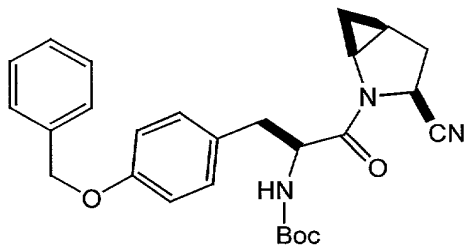


5 Step 1



(2S,4S,5S)-4,5-methano-L-proline carboxylamide, TFA salt
 10 (53 mg, 0.22 mmol) was coupled to N-Boc-L-Tyrosine-benzyl
 ether (82 mg, 0.22 mmol) using PyBop (172 mg, 0.33 mmol)
 and N-methylmorpholine (67 mg, 0.66 mmol) in 4 mL CH₂Cl₂.
 The reaction stirred for 16 h, was taken up in EtOAc,
 washed with H₂O, 1N aqueous HCl, brine, then evaporated
 15 and purified by silica gel flash chromatography to give
 the coupled product (FAB MH⁺ 480).

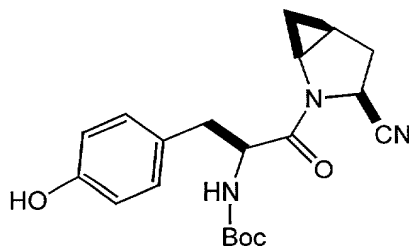
Step 2



5

The Step 1 amide was dehydrated to the nitrile using the general method C (which follows Example 29) (FAB MH+ 462).

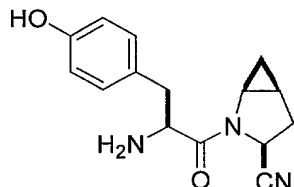
10 Step 3



The Step 2 benzyl ether was cleaved by catalytic hydrogenolysis using 10% palladium on carbon and 1 atmosphere hydrogen gas in MeOH at rt for 1.5 h. The reaction was filtered through celite and concentrated to an oil and taken on without further purification (FAB MH+ 372).

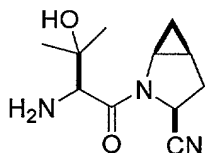
20

Step 4



Step 3 N-[N-Boc-L-Tyrosine-]- (2S,4S,5S)-2-cyano-4,5-methano-L-prolylamide was dissolved in CH₂Cl₂ and TFA was added at rt. The reaction stirred for 1 h and was evaporated and purified by preparative HPLC as described in general method B (set out following Example 29) to afford the title compound (FAB MH+ 272).

Example 28

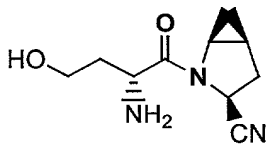


10

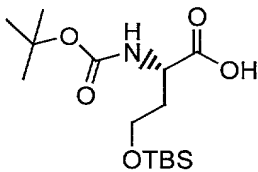
The title compound was prepared by coupling (2S,4S,5S)-4,5-methano-L-proline carboxylamide, TFA salt described in Example 6 Step 3 compound with N-(*tert*-butyloxy-carbonyl)hydroxyvaline. After hydroxyl protection with triethylsilyl chloride and dehydration of the amide with POCl₃/imidazole in pyridine and deprotection (N-terminal nitrogen and valine hydroxyl) with TFA using general method C (FAB MH+ 224), the title compound was obtained.

20

Example 29



Step 1

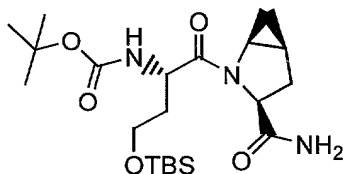


25

N-Boc-L-homoserine (1.20 g, 5.47 mmol) upon treatment with *tert*-butyldimethylsilyl chloride (1.67 g, 11.04

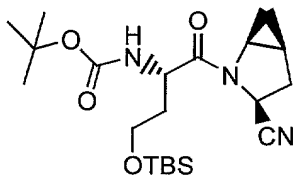
mmol) and imidazole (938 mg, 13.8 mmol) in THF (17 mL) was stirred as thick slurry for 48 h under N₂. The solvent was evaporated, and the crude material was dissolved in MeOH (10 mL). The resulting solution was stirred at rt for 2 h. The solvent was evaporated, and the crude material was diluted with CH₂Cl₂ (50 mL) and treated with 0.1N HCl (2x10 mL). The CH₂Cl₂ layer was washed with brine and dried over MgSO₄. Removal of the volatiles gave title compound as an oil (1.8 g), which was used without further purification (LC/Mass, + ion): 334 (M+H).

Step 2



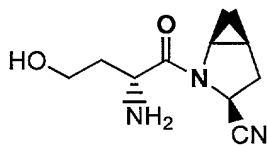
To a stirred solution of Step 1 compound (333 mg, 1.0 mmol) in 6 mL of CH₂Cl₂ was added 1-[3-(dimethylamino)-propyl]-3-ethylcarbodiimide hydrochloride (256 mg, 1.32 mmol). The solution was then stirred at rt for 30 min, followed by addition with Example 6 Step 3 amine TFA salt (160 mg, 0.66 mmol) and 4-(dimethylamino)pyridine (244 mg, 2.0 mmol). The solution was then stirred at rt overnight. The mixture was diluted with CH₂Cl₂ (5 mL) and washed sequentially with H₂O, 10% citric acid, brine, then dried over Na₂SO₄ and evaporated to give the title compound (350 mg) which was used without further purification (LC/Mass, + ion): 442 (M+H).

Step 3



- 5 An oven-dried 10-mL round bottomed flask was charged with Step 2 compound (350 mg, 0.79 mmol), imidazole (108 mg, 1.58 mmol), pyridine (3 mL). The flask under argon was cooled to -30°C . Slow addition of POCl_3 (0.30 mL, 3.16 mmol) gave after mixing a thick slurry. The slurry was
- 10 mixed at -30°C for 3 h and the volatiles evaporated. Dichloromethane (5 mL) was then added and the insoluble solid was removed by filtration. The organic layer was washed with H_2O , 10% citric acid, brine and dried over Na_2SO_4 . Removal of solvent gave crude desired nitrile
- 15 (330 mg) (LC/Mass, + ion): 424 (M+H).

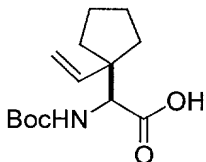
Step 4



- 20 Trifluoroacetic acid (3.3 mL) was added to a stirred solution of Step 3 compound (330 mg, 0.58 mmol) in 3.3 mL CH_2Cl_2 . The solution was then stirred at rt for 30 min, a few drops of water were added and the mixture mixture
- 25 stirred for 0.5 h. The mixture was diluted with CH_2Cl_2 (5 mL) and concentrated under reduced pressure to a thick oil. The product was purified by reverse phase preparative column chromatography on a YMC S5 ODS 20x100 mm column to give the title compound, 59 mg, 17%.
- 30 Purification conditions: gradient elution from 10% methanol/water/0.1 TFA to 90% methanol/water/ 0.1 TFA

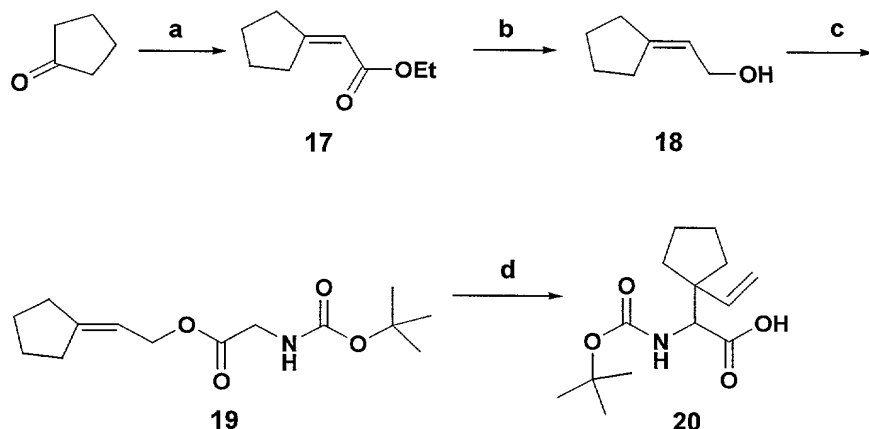
over 15 min; 5 min hold at 90% methanol/water/0.1 TFA.
 Flow rate: 20 mL/min. Detection wavelength: 220.
 Retention Time 10 Min. (LC/Mass, + ion): 210 (M+H).

- 5 **General Method B:** Claisen rearrangement sequence to Boc-protected amino acids.



- 10 General method B affords the quaternary Boc-protected amino acids. Examples 30-47 contain the vinyl sidechain by coupling amino acids of which Scheme 4, compound **20** is representative. Cyclopentanone was olefinated under Horner-Emmons conditions to afford **17** which was reduced
- 15 to the allylic alcohol **18** using DIBAL-H in toluene -78 °C to rt. Allylic alcohol **18** was esterified with N-Boc glycine using DCC/DMAP in CH₂Cl₂ to give **19**. Glycine ester **19** was subjected to a Lewis acid mediated Claisen rearrangement by complexation with anhydrous zinc
- 20 chloride and deprotonation at -78°C with lithium diisopropylamide followed by warming to ambient temperature to afford **20**.

Scheme 4, General Method B, Examples 30-47



a. Triethylphosphonoacetate, NaH, THF 0 C to RT b. DIBAL-H, toluene, -78 C to RT c. N-Boc glycine, DCC, DMAP, CH₂Cl₂, RT
d. ZnCl₂, THF, LDA, -78 C to RT

Step 1

5 Cyclopentylideneacetic acid ethyl ester.

To a flame-dried 500-mL round-bottomed flask containing NaH (5.10 g of a 60% dispersion in mineral oil, 128 mmol, 1.10 equiv) in 120 mL anhydrous THF at 0°C under argon was added triethylphosphonoacetate (25.6 mL, 128 mmol, 1.10 equiv) dropwise through an addition funnel. The mixture was allowed to warm to rt, stirring for an additional 1 h. A solution of cyclopentanone (10.3 mL, 116 mmol) in 10 mL anhydrous THF was added dropwise over 20 min through an addition funnel, and the mixture was allowed to stir at rt for 2.5 h. Ether (200 mL) and water (100 mL) were then added, and the layers were separated. The organic phase was washed successively with water (100 mL) and brine (100 mL), dried (Na₂SO₄), and concentrated under reduced pressure, giving 17.5 g (98%) of the desired ester as a colorless oil.

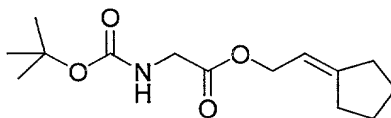
Step 2

2-Cyclopentylideneethanol.

To a flame-dried 500-mL round-bottomed flask containing
 5 cyclopentylideneacetic acid ethyl ester (17.5 g, 113
 mmol) in 100 mL anhydrous toluene at -78°C under argon was
 added DIBAL-H (189 mL of a 1.5 M solution in toluene, 284
 mmol, 2.50 equiv) dropwise over a 30 min period through
 an addition funnel, and the mixture was then allowed to
 10 warm to rt, stirring for 18 h. The reaction mixture was
 then recooled to -78°C , and quenched by the careful
 addition of 30 mL anhydrous MeOH. Upon warming to rt, 1
 N Rochelle's salt (100 mL) was added, and the mixture was
 stirred 90 min. The biphasic reaction mixture was then
 15 diluted with Et_2O (200 mL) in a separatory funnel, and the
 layers were separated. The organic layer was then washed
 with brine (100 mL), dried (Na_2SO_4), and concentrated
 under reduced pressure. Purification by flash column
 chromatography (silica gel, CH_2Cl_2 / EtOAc, 10:1) gave
 20 11.6 g (92%) of the desired allylic alcohol as a
 colorless oil.

Step 3

(2-Cyclopentylideneethyl)-N-(*tert*-Butyloxycarbonyl)
 25 glycinate.

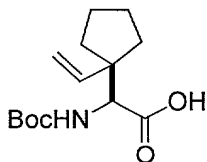


To a flame-dried 500-mL round-bottomed flask containing
 30 N-(*tert*-butyloxycarbonyl)glycine (13.45 g, 76.75 mmol) in
 100 mL CH_2Cl_2 at rt was added Step 2 compound (8.61 g,
 76.75 mmol, 1.00 equiv) in 20 mL CH_2Cl_2 , followed by
 dicyclohexylcarbodiimide (16.63 g, mmol, 1.05 equiv) in
 80 mL CH_2Cl_2 . To this reaction mixture was then added 4-

dimethylaminopyridine (0.94 mg, mmol, 0.10 equiv), and the mixture was allowed to stir overnight. The reaction mixture was then filtered through a medium sintered-glass funnel, rinsing with 100 mL CH₂Cl₂, and concentrated under reduced pressure. The crude product was then purified by flash chromatography (silica gel, hexanes/EtOAc, 20:1 to 1:1 gradient) to give 19.43 g (94%) of the desired glyciny ester as a colorless oil.

10 Step 4

N-(*tert*-Butyloxycarbonyl)(1'-vinylcyclopentyl)-glycine



15

A flame-dried 500-mL round-bottomed flask under argon was charged with ZnCl₂ (11.8 g, mmol, 1.20 equiv) and 20 mL toluene. The mixture was heated under vacuum with vigorous stirring to azeotrope off any traces of moisture with the distilling toluene, repeating this process (2 x). The flask was then cooled to rt under argon, (2-cyclopentylideneethyl) N-(*tert*-butyloxycarbonyl)glycinate (19.36 g, 71.88 mmol) was added via cannula as a solution in 180 mL THF, and the mixture was then cooled to -78°C.

25

In a separate flame-dried 200-mL round-bottomed flask containing diisopropylamine (26.3 mL, mmol, 2.60 equiv) in 90 mL THF at -78°C was added n-butyllithium (71.89 mL of a 2.5 M solution in hexanes, mmol, 2.5 equiv), and the mixture was allowed to warm to 0°C for 30 min before

30

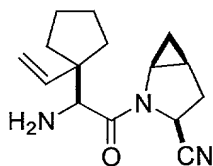
recooling to -78°C. The lithium diisopropylamine thus generated was then added via cannula to the ZnCl₂ ester mixture dropwise at a steady rate over 40 min, and the

resultant reaction mixture was allowed to slowly warm to
rt and stir overnight. The yellow reaction mixture was
then poured into a separatory funnel, diluted with 300 mL
Et₂O, and the resultant organic solution was washed
5 successively with 300 mL 1N HCl and 300 mL brine, dried
(Na₂SO₄), and concentrated under reduced pressure.
Purification by flash chromatography (silica gel, 3% MeOH
in CH₂Cl₂ with 0.5% HOAc) gave 17.8 g (92%) of the desired
amino acid product as a white solid. (FAB MH+ 270).

10

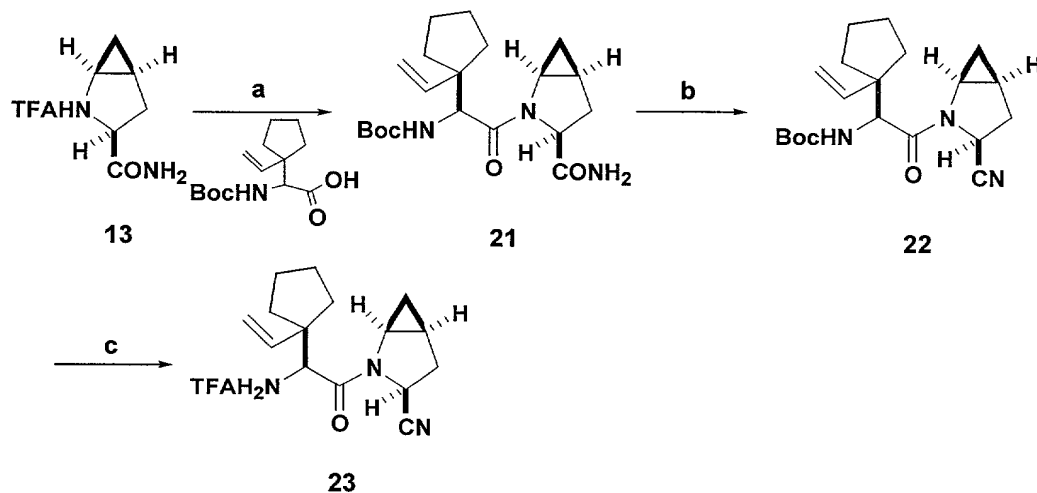
Example 30

General Method C: Peptide coupling to 4,5-methano-
prolinamide, amide dehydration and final deprotection.



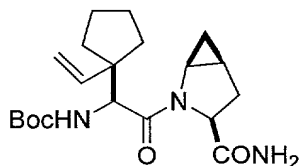
The TFA salt of amide **13** was coupled to a variety of
racemic quaternary protected amino acids using HOBT/EDC
20 in DMF at rt to give a D/L mixture of diastereomers at
the N-terminal amino acid. The desired L diastereomer
was chromatographically isolated either as the amide **21**
or as the nitrile **22**. Nitrile **22** was obtained by
treatment of the amide with POCl₃/imidazole in pyridine at
25 -20°C. The final target **23** was obtained by deprotection
under acidic conditions using TFA in CH₂Cl₂.

Scheme 5, General Method C



a. EDAC, HOBT, DMF b. POCl_3 , pyridine, imidazole, -20°C c. TFA, CH_2Cl_2 , RT

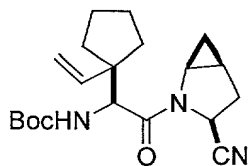
Step 1



5

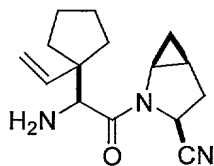
Example 6 Step 3 compound (877 mg, 3.65 mmol) and N-Boc
 cyclopentylvinylamino acid, described in Step 4 of
 10 general method B (1.13 g, 4.20 mmol) were dissolved in 20
 mL anhydrous DMF, cooled to 0°C and to this mixture was
 added EDAC (1.62 g, 8.4 mmol), HOBT hydrate (2.54 g, 12.6
 mmol, and TEA (1.27 g, 12.6 mmol) and the reaction was
 allowed to warm to rt and stirred for 24 h. The reaction
 15 mixture was taken up in EtOAc (100 mL), washed with H_2O (3
 x 20 mL), dried (Na_2SO_4), and purified by silica gel flash
 column chromatography (100% EtOAc) to give 1.38 g (86%)
 of Step 1 compound (MH^+ , 378).

Step 2



5 Step 1 compound (1.38 g, 3.65 mmol) and imidazole (497 mg, 7.30 mmol) were dried by toluene azeotrope (5 mL x 2), dissolved in 10 mL anhydrous pyridine, cooled to -30°C under nitrogen gas and POCl_3 (2.23 g, 14.60 mmol) was added by syringe. The reaction was complete after 1 h
 10 and was evaporated to dryness and the remainder purified by two sequential flash column chromatographies over silica gel. The first column (100% EtOAc) was used to isolate the mixture of diastereomers (1.15 g, 88%) from the by-products of the reaction. The second column (gradient of 25% EtOAc/hexanes to 50% EtOAc/hexanes) was run to resolve the mixture of diastereomers and provided
 15 504 mg of the desired Step 2 nitrile (MH+360).

Step 3

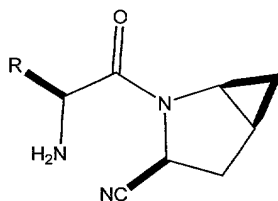


20

Step 2 compound (32 mg, 0.09 mmol) was dissolved in 1 mL of CH_2Cl_2 and 1 mL of TFA was added and the reaction
 25 stirred for 30 min at rt and was evaporated to dryness. The product was purified by reverse phase preparative column chromatography on a YMC S5 ODS 20 X 250 mm column to give 12 mg of the TFA salt (lyophilized from water or isolated after evaporation of eluent and trituration with
 30 ether) the title compound. Purification conditions: gradient elution from 10% methanol/water/0.1 TFA to 90%

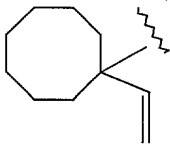
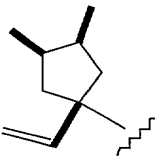
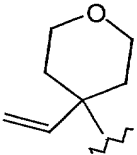
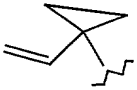
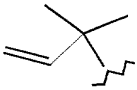
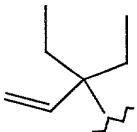
methanol/water/0.1 TFA over 18 min; 5 min. hold at 90% methanol/water/0.1 trifluoroacetic acid. Flow rate: 20 mL/min. Detection wavelength: 220.

- 5 Examples 30-39 were prepared by the methods outlined in General Method B and General Method C starting from cyclopentanone, cyclobutanone, cyclohexanone, cycloheptanone, cyclooctanone, cis-3,4-dimethylcyclopentanone, and 4-pyranone,
 10 cyclopropaneethylhemiacetal, acetone, and 3-pentanone respectively.

Table 2

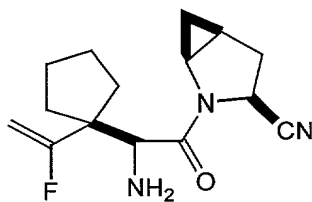
15

Example	R	MS [M + H]
30		260
31		246
32		274
33		288

34		302
35		288
36		276
37*		232
38		234
39		262

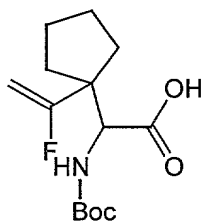
* Step 3 compound was prepared by the method described in Tetrahedron Letters 1986, 1281-1284.

Example 40



5

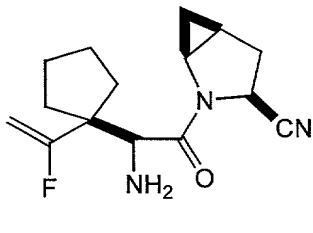
Step 1



Step 1 compound was prepared employing general method B starting from cyclopentanone and 2-fluoro-triethylphosphonoacetate instead of triethylphosphonoacetate.

5

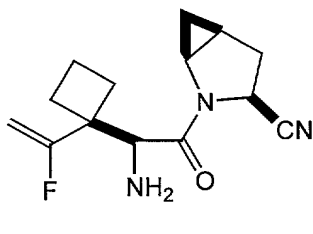
Step 2



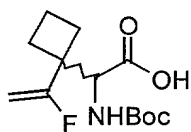
10 Title compound was prepared by the peptide coupling of Step 1 acid followed by dehydration and final deprotection as described in general method C [MS (M+H) 278].

15

Example 41



Step 1

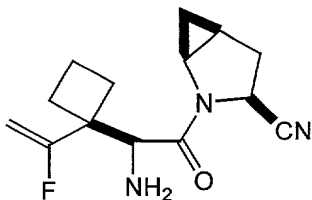


20

Step 1 compound was prepared employing general method B starting from cyclobutanone and 2-fluoro-triethylphosphonoacetate instead of triethylphosphonoacetate.

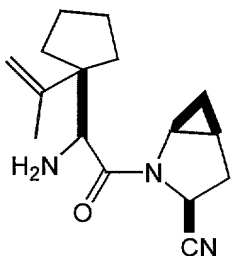
25

Step 2

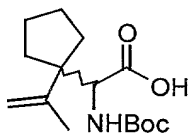


5 Title compound was prepared by the peptide coupling of Step 1 acid followed by dehydration and final deprotection as described in general method C. MS (M+H) 264.

10

Example 42

Step 1

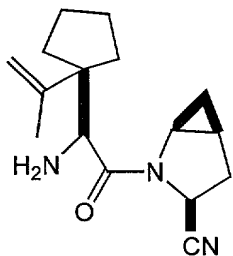


15

Step 1 compound was prepared employing general method B starting from cyclopentanone and triethylphosphono-propionate instead of triethylphosphonoacetate.

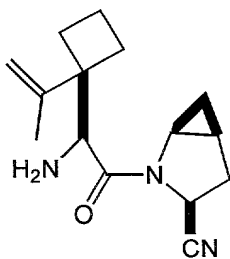
20

Step 2

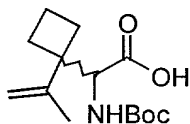


5 Title compound was prepared by the peptide coupling of Step 1 acid followed by dehydration and final deprotection as described in general method C. MS (M+H) 274

10

Example 43

Step 1

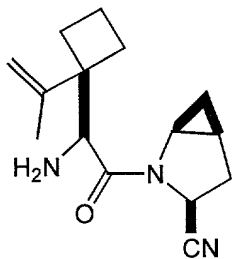


15

Step 1 compound was prepared employing general method B starting from cyclobutanone and triethylphosphono-propionate instead of triethylphosphonoacetate.

20

Step 2



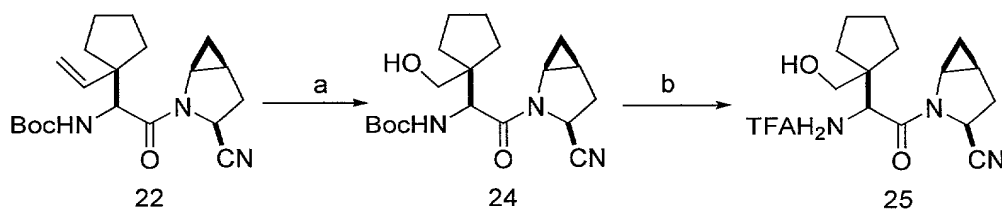
5 Title compound was prepared by the peptide coupling of
 Step 1 acid followed by dehydration and final
 deprotection as described in general method C. MS (M+H)
 260.

10

Example 44

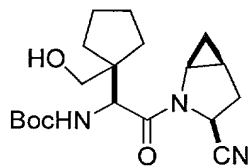
General Method D: Oxidative cleavage of vinyl
 substituent by ozonolysis. The protected
 cyclopentylvinyl nitrile **22** was treated with ozone for 6-
 15 8 min and subjected to a reductive quench with sodium
 borohydride to furnish the hydroxymethyl analog **24**
 directly. This compound was deprotected under acidic
 conditions with TFA in CH₂Cl₂ at 0°C to give the target
 compound **25**.

20

Scheme 6, General Method D, Examples 44,46,48

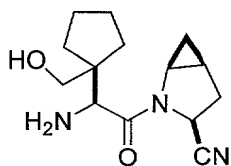
a. O₃, MeOH:CH₂Cl₂, 10:4, -78 C; then NaBH₄, -78 C to 0 C, 79%
 b. TFA:CH₂Cl₂, 1:2, 0 degrees C.

Step 1



5 Cyclopentylvinyl compound prepared in Step 2 of general method C (1.28 g, 3.60 mmol) was dissolved in 56 mL of a 2:5 mixture of CH₂Cl₂:methanol, cooled to -78°C and was treated with a stream of ozone until the reaction mixture took on a blue color, at which time, NaBH₄ (566 mg, 15.0 mmol, 4.2 equiv) was added and the reaction was warmed to 10 0°C. After 30 min, the reaction was quenched with 2 mL saturated aqueous NaHCO₃ and then warmed to rt. The reaction mixture was evaporated to dryness and taken up in EtOAc. A small amount of water was added to dissolve the inorganics and the layers separated. The EtOAc layer 15 was dried (Na₂SO₄), filtered and evaporated to an oil that was purified by flash column chromatography on silica gel with EtOAc to give 922 mg (71%) of Step 1 compound. MS(M+H) 364.

20 Step 2



25 Step 1 compound (900 mg, 2.48 mmol) was dissolved in 60 mL of CH₂Cl₂, cooled to 0°C and treated with 20 mL of freshly distilled TFA. The reaction was complete in 80 min and the mixture was evaporated to dryness and purified by preparative HPLC (YMC S5 ODS 30 x 100 mm, 18 minute gradient 80% Solv A:Solv B to 100% Solv B, Solvent A = 10% MeOH-90% H₂O-0.1% TFA, Solvent B = 90% MeOH-10%

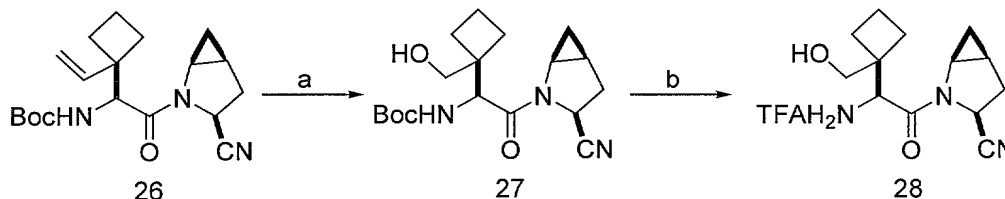
H₂O -.1% TFA, collected product from 5.1-6.5 min) to give, after lyophilization from water, 660 mg (71%) of title compound, TFA salt as a white lyophilate. (MH+264).

5

Example 45

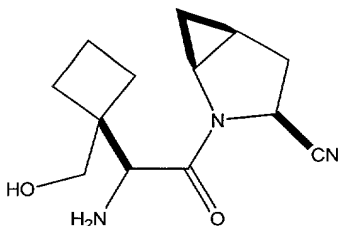
General Method E: Oxidative cleavage of vinyl substituent by osmium tetroxide-sodium periodate followed by sodium borohydride reduction to alcohol. The cyclobutylefin **26** was treated with osmium tetroxide and sodium periodate in THF:water, 1:1, and the intermediate aldehyde was isolated crude and immediately reduced with sodium borohydride to give **27** in 56% yield. Standard deprotection conditions using TFA afforded the target compound **28**.

15

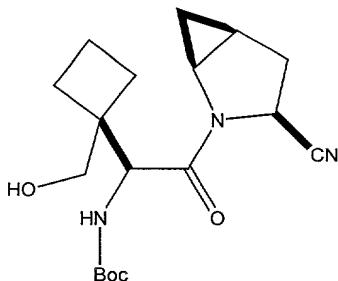
Scheme 7, General Method E, Examples 45, 47

a. OsO₄, THF:H₂O, 1:1; NaIO₄; workup, then NaBH₄, MeOH, RT. 56%
 b. TFA:CH₂Cl₂, 1:2, 0 degrees C to RT.

20

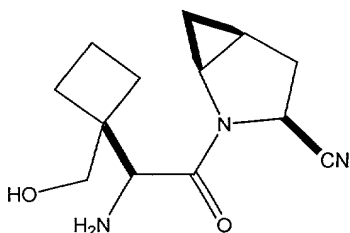


Step 1



- 5 N-Boc protected cyclobutylvinyl compound (Example 31,
prepared by general method C) (0.16 g, 0.46 mmol) was
dissolved in 10 mL of a 1:1 mixture of THF:water and
treated with OsO₄ (12 mg, catalyst) and NaIO₄ (0.59 g,
2.76 mmol, 6 equiv). After 2 h, the reaction mixture was
10 diluted with 50 mL of ether and 10 mL of water. The
layers were equilibrated and the organic fraction was
washed one time with NaHCO₃ solution, dried over MgSO₄ and
concentrated to give a dark oil. The oil was diluted
with 10 mL of methanol and treated with NaBH₄ (0.08 g, 2.0
15 mmol). The mixture turned very dark and after 30 min was
diluted with ether and the reaction was quenched with
aqueous NaHCO₃ solution. The mixture was equilibrated and
layers separated. The organic fraction was washed with
solutions of NaHCO₃ and 0.1 M HCl. The organics were
20 dried (MgSO₄) and concentrated to give 90 mg (56%) of the
Step 1 compound as a dark oil.

Step 2

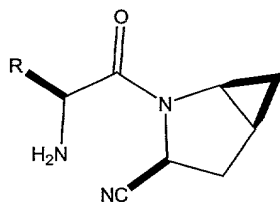


25

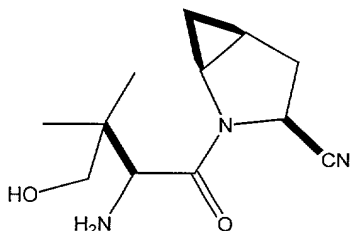
- Step 1 compound (90 mg, 0.26 mmol) was dissolved in 3 mL of CH₂Cl₂, cooled to 0°C and treated with 3 mL of freshly distilled TFA. The reaction was complete in 80 min and evaporated to dryness and purified by preparative HPLC (YMC S5 ODS 30 x 100 mm, 10 minute gradient 100%A to 100%B, Solvent A = 10% MeOH-90% H₂O-0.1% TFA, Solvent B = 90% MeOH-10% H₂O -0.1% TFA, to give, after removal of water, 50 mg (60%) of title compound. (MH+250).

10

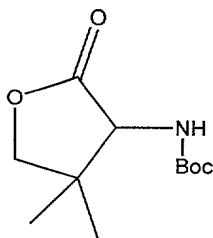
Table 3



Example	R	Method of Preparation	[M + H]
44		Ozonolysis/ borohydride	264
45		Osmium/periodate/ borohydride	250
46		Ozonolysis/ borohydride	278
47		Osmium/periodate/ borohydride	292
48		Ozonolysis/ borohydride	292

Example 49

5 Step 1

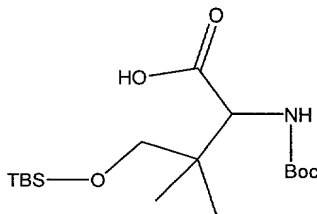


Part A. A 50-mL flask was charged with dihydro-4,4-
 10 dimethyl-2,3-furandione (5.0 g, 39.0 mmol), acetic acid
 (10 mL), sodium acetate (3.82 g, 39.0 mmol) and
 hydroxylamine hydrochloride (2.71 g, 39.0 mmol). The
 reaction mixture was stirred for 2 h at rt and
 concentrated under reduced pressure to remove most of the
 15 acetic acid. The remainder was poured into water (100
 mL) and the aqueous phase extracted with EtOAc (3 X 40
 mL). The organics were dried over Na₂SO₄ and concentrated
 to a colorless oil which solidified on standing.

20 Part B. A 200-mL round bottomed flask was charged with
 Part A solid (@ 39 mmol) and diluted with 80 mL of
 ethanol and 39 mL of 2N HCl (78 mmol). The mixture was
 treated with 1.0 g of 5% Pd/carbon and the mixture
 degassed. The flask was placed under an atmosphere of H₂
 25 for 8 h. The mixture was filtered through celite and the
 filtrate concentrated to an off white solid.

Part C. A 250-mL round bottomed flask was charged with Part B solid and diluted with THF (50 mL) and water (15 mL). The mixture was treated with di-*tert*-butyldicarbonate (12.7 g, 117 mmol) and sodium bicarbonate (10.0 g, 117 mmol). After 4 h of stirring the mixture was diluted with 50 mL of ether and 50 mL of water. The layers were separated and the organic fraction dried over MgSO₄ and concentrated. The residue was purified by flash column chromatography on silica gel with 30% EtOAc in hexanes to give 2.00 g (22% overall) of Step 1 compound as a white solid.

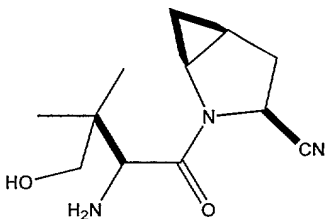
Step 2



To a stirred solution of Step 1 compound (1.00 g, 3.80 mmol) in THF (20 mL) at rt under nitrogen was added LiOH hydrate (0.16 g, 3.80 mmol) and then water (5 mL). The reaction was stirred at 40°C for 0.5 h and then cooled to rt. The mixture was concentrated to dryness and the remainder was stripped from THF (2X), toluene (2X) and THF (1X). The remaining glass was diluted with 5 mL of THF and treated with imidazole (0.63 g, 9.19 mmol) followed by *t*-butyl-dimethylsilyl chloride (1.26 g, 8.36 mmol). The reaction was stirred overnight and quenched with 10 mL of methanol. After 1 h of stirring the mixture was concentrated. An additional portion of methanol was added and the mixture concentrated. The oil was diluted with ether and 0.1 N HCl (pH 2). The layers were equilibrated and aqueous drawn off. The organic

fraction was dried over $MgSO_4$ and concentrated to give 1.25 g (83%) of Step 2 compound as a colorless glass.

Step 3



5

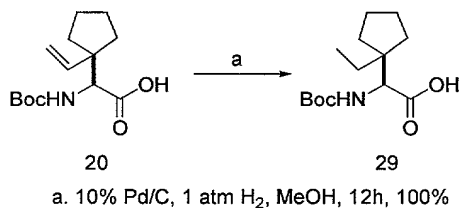
The Title compound was prepared by the peptide coupling of Step 2 carboxylic acid with Example 6 Step 3 amine, followed by dehydration and deprotection as outlined in General Method C. MS (M+H) 238.

10

General Method F: Catalytic Hydrogenation of vinyl substituent. As shown in Scheme 8, the protected vinyl substituted amino acid **20** was transformed to the corresponding saturated analog **29** by catalytic hydrogenation using 10% Pd/C and hydrogen at atmospheric pressure.

15

Scheme 8, General Method F, Examples 50-56



20

Step 1.

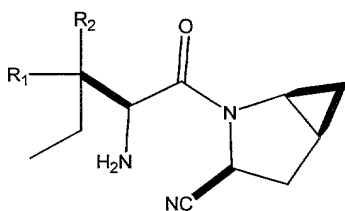
The N-(*tert*-Butyloxycarbonyl) (1'-vinylcyclopentyl)glycine (2.23 g, 8.30 mmol) was dissolved in 50 mL MeOH and placed in a hydrogenation vessel purged with argon. To this mixture was added 10% Pd-C (224 mg, 10% w/w) and the reaction stirred under 1 atm H_2 at rt for 12 h. The reaction was filtered through celite and concentrated and

25

purified by flash column chromatography on silica gel with 1:9 methanol:CH₂Cl₂ to give the Step 1 compound as a glass. (FAB MH+ 272)

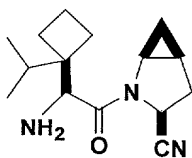
- 5 Examples 50-56 were prepared by the peptide coupling of amino acids (where the vinyl substituent has been hydrogenated according to general method F) followed by dehydration and deprotection as described in general method C.

10

Table 4

Example	R1, R2	MS [M + H]
50	Cyclopentyl	262
51	cyclobutyl	248
52	cycloheptyl	290
53	4-pyranyl	278
54	methyl, methyl	236
55	ethyl, ethyl	264
56	methyl, ethyl	250

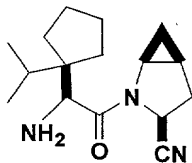
15

Example 57

The title compound in Example 57 was prepared by the peptide coupling of the isopropyl cyclobutane amino acid

(where the olefin substituent has been hydrogenated according to general method F) followed by dehydration and deprotection as described in general method C.

5

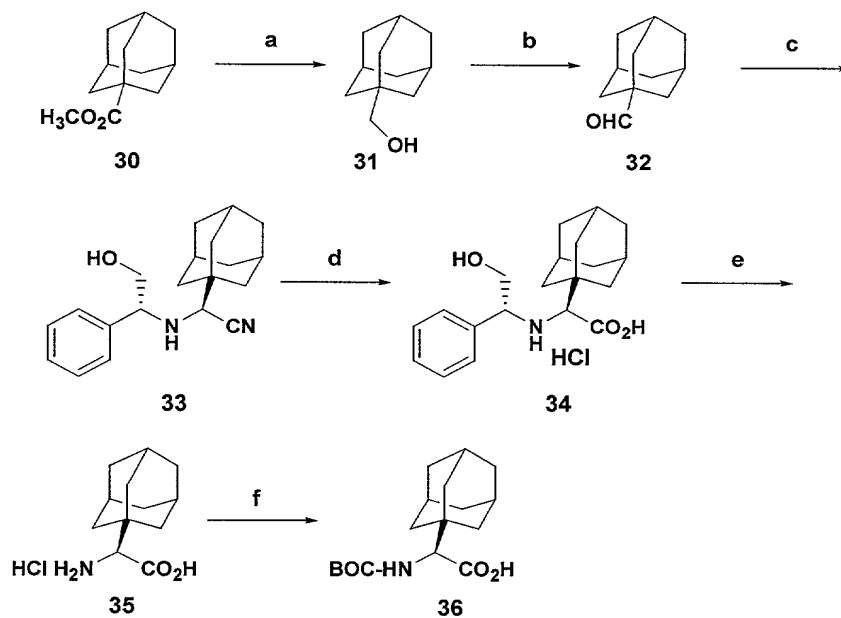
Example 58

The title compound in Example 58 was prepared by the peptide coupling of the isopropyl cyclopentane amino acid
 10 (where the olefin substituent has been hydrogenated according to general method F) followed by dehydration and deprotection as described in general method C. MS (M+H) 276

15 **General Method G:** L-Amino acids synthesized by Asymmetric Strecker Reaction. Commercially available adamantyl carboxylic acid was esterified either in MeOH with HCl at reflux or using trimethylsilyldiazomethane in Et₂O/methanol to give **30**. The ester was reduced to the
 20 alcohol **31** with LAH in THF and then subjected to a Swern oxidation to give aldehyde **32**. Aldehyde **32** was transformed to **33** under asymmetric Strecker conditions with KCN, NaHSO₃ and R-(-)-2-phenylglycinol. The nitrile of **33** was hydrolyzed under strongly acidic conditions
 25 using 12M HCl in HOAc to give **34**. The chiral auxiliary was removed by catalytic reduction using Pearlman's catalyst in acidic methanol under 50 psi hydrogen to give **35** and the resulting amino group was protected as the *t*-butylcarbamate to give **36**.

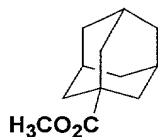
30

Scheme 9, General Method G, Examples 59-64



a. LAH, THF, 0 C to RT, 96% b. ClCOCOCl, DMSO, CH₂Cl₂, -78 C, 98% c. R-(-)-2-Phenylglycinol, NaHSO₃, KCN d. 12M HCl, HOAc, 80 C, 16h, 78 % e. 20% Pd(OH)₂, 50 psi H₂, MeOH:HOAc, 5:1 f. (Boc)₂O, K₂CO₃, DMF, 92%, 2 steps

Step 1



5

Adamantane-1-carboxylic acid (10.0 g, 55 mmol, 1 equiv) was dissolved in a mixture of Et₂O (160 mL) and MeOH (40 mL), and was treated with trimethylsilyl diazomethane (2.0 M in hexane, 30 mL, 60 mmol, 1.1 equiv) and stirred at rt for 3 h. The volatiles were then removed by rotary evaporation and the product purified by flash column chromatography on silica gel (5x15 cm) with 40% CH₂Cl₂/hexanes to give the product as a white crystalline solid (10.7 g, 100%).

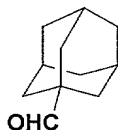
15

Step 2



- Step 1 compound (10.7 g, 0.055 mmol, 1 equiv) was dissolved in anhydrous THF (150 mL) under argon and was treated with a solution of LiAlH_4 (1 M in THF, 69 mL, 69 mmol, 1.25 equiv). After stirring at rt for 1.5 h, the reaction was cooled to 0°C and quenched sequentially with H_2O (5.1 mL), 15% aq NaOH (5.1 mL), and H_2O (10.2 mL). After stirring at rt for 15 min, the slurry was vacuum filtered, and the solids washed with EtOAc (2x100 mL). The filtrate was concentrated by rotary evaporation and the resulting solid purified by flash column chromatography on silica gel (5x15 cm) with 10% EtOAc/ CH_2Cl_2 . This afforded the Step 2 product as a white solid (8.74 g, 96%).

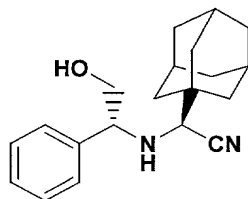
Step 3



- An oven-dried 3-neck flask equipped with 125-mL addition funnel was charged with anhydrous CH_2Cl_2 (150 mL) and anhydrous DMSO (10.3 mL, 0.145 mol, 2.5 equiv) under argon atmosphere and cooled to -78°C . Slow dropwise addition of oxalyl chloride (6.7 mL, 0.0768 mol, 1.32 equiv) followed by stirring for 15 min provided an activated DMSO adduct. This was treated with a solution of Step 2 compound (9.67 g, 58.2 mmol, 1 equiv) in dry CH_2Cl_2 (75 mL) and the reaction allowed to stir for 1 h. The resulting white mixture was then treated dropwise with triethylamine (40.5 mL, 0.291 mol, 5 equiv). After

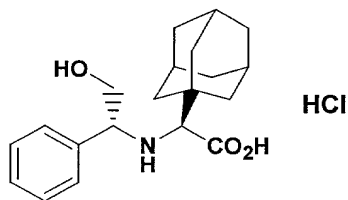
30 min, the cooling bath was removed, and the reaction quenched sequentially with cold 20% aq KH_2PO_4 (25 mL) and cold H_2O (150 mL). After stirring at rt for 15 min the mixture was diluted with Et_2O (400 mL) and the layers were separated. The organics were washed organic with cold 10% aq KH_2PO_4 (3x150 mL) and satd aq NaCl (100 mL). The organics were dried (Na_2SO_4), filtered and concentrated. The residue was purified by flash column chromatography on silica gel (5x10 cm) with CH_2Cl_2 to give the Step 3 compound as a white solid (9.40 g, 98%).

Step 4



Step 3 compound (9.40 g, 57 mmol, 1 equiv) was suspended in H_2O (145 mL) and cooled to 0°C . The mixture was treated with NaHSO_3 (5.95 g, 57 mmol, 1 equiv), KCN (4.0 g, 59 mmol, 1.04 equiv), and a solution of (R)-(-)-phenylglycinol (8.01 g, 57 mmol, 1 equiv) in MeOH (55 mL). The resulting mixture was stirred at rt for 2 h, then refluxed for 16 h. The mixture was cooled to rt, and 200 mL of EtOAc added. After mixing for 15 min the layers were separated. The aqueous fraction was extracted with EtOAc . The combined EtOAc extracts were washed with brine (50 mL), dried over anhydrous Na_2SO_4 , filtered and the filtrate concentrated. The product was purified by flash column chromatography on silica gel (6.4x20 cm) with 20% EtOAc /hexanes to give the desired (R,S) product as a white solid (11.6 g, 37.4 mmol, 65%): MS m/e 311 (M+H)⁺.

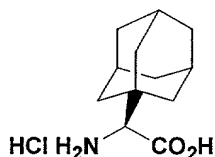
Step 5



The Step 4 nitrile (5.65 g, 18 mmol) was heated in conc. HCl (120 mL) and HOAc (30 mL) at 80°C for 18 h, at which time the reaction was cooled in an ice bath. Vacuum filtration of the resulting precipitate afforded the desired product as a white solid (5.21 g, 14 mmol, 78%). MS m/e 330 (m+H)⁺.

10

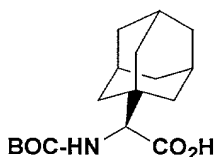
Step 6



The Step 6 compound (5.21 g, 14 mmol) was dissolved in MeOH (50 mL) and HOAc (10 mL), and hydrogenated with H₂ (50 psi) and Pearlman's catalyst (20% Pd(OH)₂, 1.04 g, 20% w/w) for 18 h. The reaction was filtered through a PTFE membrane filter and the catalyst washed with MeOH (3x25 mL). The filtrate was concentrated by rotary evaporation to afford a white solid. The product was used in Step 7 without further purification.

20

Step 7

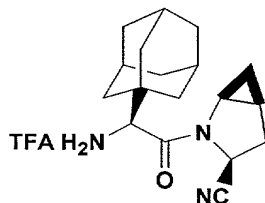


25

The crude Step 6 compound (@ 14 mmol) was dissolved in anhydrous DMF (50 mL) under argon and treated with K₂CO₃

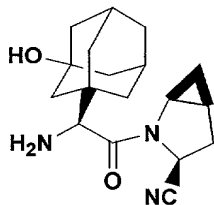
(5.90 g, 42 mmol, 3 equiv) and di-*tert*-butyldicarbonate (3.14 g, 14 mmol, 1 equiv) under argon at rt. After 19 h, the DMF was removed by rotary evaporation (pump) and the residue dried further under reduced pressure. The residue was mixed with H₂O (100 mL) and Et₂O (100 mL), the layers separated, and the alkaline aqueous with Et₂O (2x100 mL) to remove the by-product from the hydrogenolysis step. The aqueous was cooled to 0°C, diluted with EtOAc (200 mL), and stirred vigorously while carefully acidifying the aqueous to pH 3 with 1N aq HCl. The layers separated and the aqueous extracted with EtOAc (100 mL). The combined EtOAc extracts were washed with brine (50 mL), dried (Na₂SO₄), filtered and the filtrate concentrated by rotary evaporation. The residue was purified by SiO₂ flash column (5x12 cm) with 5% MeOH/CH₂Cl₂ + 0.5% HOAc. The product was chased with hexanes to afford the product as a white foam (4.07 g, 13 mmol, 92%): MS m/e 310 (m+H)⁺.

20

Example 59

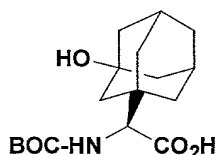
25

The title compound in Example 59 was prepared by the peptide coupling of the Step 7 compound in general method G followed by dehydration and deprotection as described in general method C. MS m/e 300 (m+H)⁺.

Example 60

Step 1

5



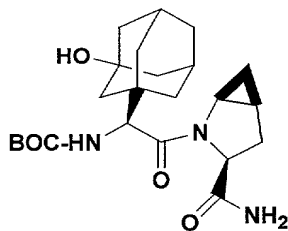
10 A solution of KMnO_4 (337 mg, 2.13 mmol, 1.1 equiv) in 2% aq KOH (6 mL) was heated to 60°C and Step 7 compound in general method G (600 mg, 1.94 mmol, 1 equiv) was added in portions, and heating increased to 90°C . After 1.5 h, the reaction was cooled to 0°C , EtOAc (50 mL) was added, and the mixture was carefully acidified to pH 3 with 1N HCl. The layers were separated and the aqueous was extracted with EtOAc (50 mL). The combined organic

15 extracts were washed with brine, dried over Na_2SO_4 , filtered and concentrated. The residue was purified by flash column chromatography on silica gel (3.8x15 cm) with 2% (200 mL), 3% (200 mL), 4% (200 mL), and 5% (500 mL) MeOH/ CH_2Cl_2 + 0.5% HOAc. After isolation of the

20 product, the material was chased with hexanes to afford a white solid (324 mg, 51%): MS m/e 326 (m+H)⁺.

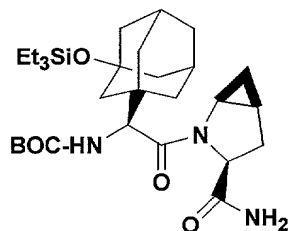
Step 2

25



The Step 1 compound (404 mg, 1.24 mmol, 1 equiv) was dissolved in anhydrous DMF (10 mL) under argon and cooled to 0°C. The following were added in order: Example 6 Step 3 salt (328 mg, 1.37 mmol, 1.1 equiv), HOBT (520 mg, 3.85 mmol, 3.1 equiv), EDAC (510 mg, 2.61 mmol, 2.1 equiv), and TEA (0.54 mL, 3.85 mmol, 3.1 equiv). The reaction mixture was allowed to warm to rt overnight and the DMF removed by rotary evaporation (pump). The remainder was dried further under vacuum. The residue was dissolved in EtOAc (100 mL), washed with satd aq NaHCO₃ (50 mL) and satd aq NaCl (25 mL), dried over anhydrous Na₂SO₄, filtered and concentrated by rotary evaporation. The product was purified flash column chromatography on silica gel (3.8x15 cm) with a gradient of 6% (200 mL), 7% (200 mL), and 8% (500 mL) MeOH/CH₂Cl₂ to give the product as a white solid (460 mg, 1.06 mmol, 85%): MS m/e 434 (m+H)⁺.

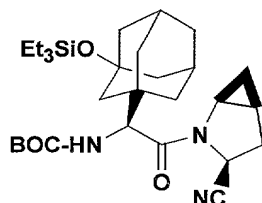
Step 3



The Step 2 compound (95 mg, 0.22 mmol, 1 equiv) was dissolved in anhydrous CH₂Cl₂ (2.5 mL) under argon and cooled to -78°C. The mixture was treated with diisopropylethylamine (65 μL, 0.37 mmol, 1.7 equiv), and triethylsilyl triflate (75 μL, 0.33 mmol, 1.5 equiv), and stirred at 0°C for 1.5 h. The reaction was mixed with MeOH (0.5 mL), silica gel (200 mg) and H₂O (2 drops) and stirred at rt for 18 h. The solvent was removed by rotary evaporation and the residue purified flash column

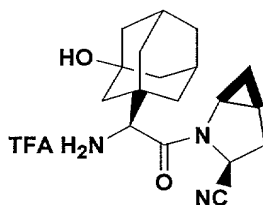
chromatography on silica gel (2.5x10 cm) with 4% MeOH/CH₂Cl₂ to afford the product (92 mg, 0.17 mmol, 77%): MS m/e 548 (m+H)⁺.

5 Step 4



The Step 3 compound (90 mg, 0.16 mmol, 1 equiv) was dissolved in anhydrous pyridine (2 mL) under argon and cooled to -30°C. Treatment with imidazole (24 mg, 0.35 mmol, 2.1 equiv) and phosphorous oxychloride (66 μL, 0.67 mmol, 4.1 equiv), and continued stirring at -30°C for 45 min gave a thick slurry. Volatiles were by rotary evaporation and the cake dried further under reduced pressure. The product was purified by flash column chromatography on silica gel (2.5x10 cm) with 7% EtOAc/CH₂Cl₂ to afford the product as a white foam (76 mg, 87%): MS m/e 530 (m+H)⁺

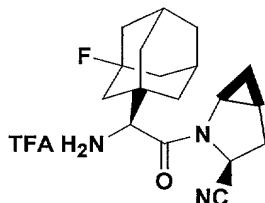
20 Step 5



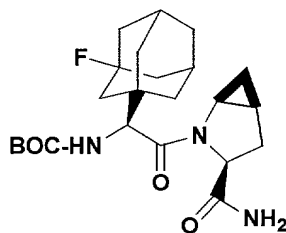
The Step 4 compound (76 mg, 0.14 mmol) was dissolved in anhydrous CH₂Cl₂ (1 mL) and cooled to 0°C and treated with TFA (1 mL) and H₂O (2 drops) and stirred for 1.5 hr at 0°C. The solvents were removed by rotary evaporation and the residue was chased with toluene (5 mL) and dried

under reduced pressure. Trituration with Et₂O afforded the title compound as a white solid (54 mg, 88%): MS m/e 316 (m+H)⁺.

5

Example 61

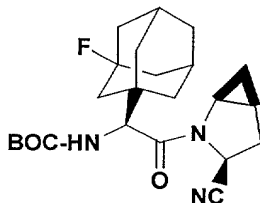
Step 1



10

An oven-dried flask purged with argon was charged with anhydrous CH₂Cl₂ (3 mL) and cooled to -78°C. Treatment with diethylaminosulfur trifluoride (DAST, 60 μL, 0.45 mmol, 1.5 equiv), followed by a solution of the Example 60 Step 2 compound (131 mg, 0.30 mmol, 1 equiv) in dry CH₂Cl₂ (3 mL). After 15 min, the reaction was poured into a separatory funnel containing satd aq NaHCO₃ (25 mL) and the layers were separated. The aqueous fraction was extracted with CH₂Cl₂ (25 mL), then the combined organic extracts were washed with brine (10 mL), dried (Na₂SO₄), filtered and concentrated. The product was purified by flash column chromatography on silica gel (2.5x10 cm) with 5% MeOH/CH₂Cl₂ to give Step 1 compound (124 mg, 0.29 mmol, 94%): MS m/e 436 (m+H)⁺.

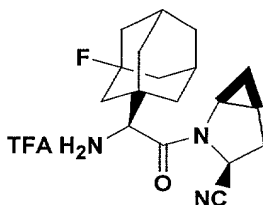
Step 2



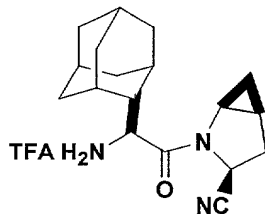
The fluorinated amide from Step 1 (161 mg, 0.37 mmol, 1
 5 equiv) was dissolved in anhydrous pyridine (4 mL) under
 argon and cooled to -30°C . The mixture was treated with
 imidazole (54 mg, 0.77 mmol, 2.1 equiv) and phosphorous
 oxychloride (143 μL , 1.52 mmol, 4.1 equiv) and stirred at
 -30°C for 40 min. The solvent was removed by rotary
 10 evaporation and dried further under reduced pressure.
 The product was purified by flash column chromatography
 on silica gel (2.5x10 cm) with 5% EtOAc/ CH_2Cl_2 to give the
 Step 2 compound as a white foam (126 mg, 82%): MS m/e
 418 (m+H)⁺.

15

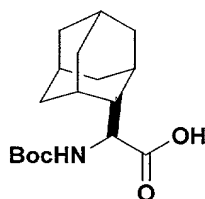
Step 3



The Step 2 compound (125 mg, 0.30 mmol) was dissolved in
 20 TFA/ CH_2Cl_2 (1:1 v/v, 2 mL), and stirred at rt. After 30
 min, the solvents were removed by rotary evaporation, the
 remainder was chased with toluene (2x5 mL), and the solid
 dried under reduced pressure. Trituration with Et_2O
 afforded the title compound as a white solid (93 mg, 0.21
 25 mmol, 72%): MS m/e 318 (m+H)⁺.

Example 62

Step 1

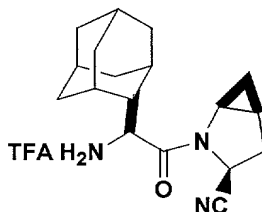


5

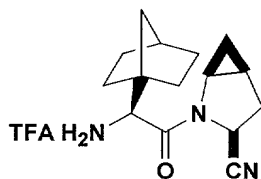
The Step 1 compound was prepared beginning with 2-adamantanal and elaborated to the homochiral Boc-amino acid by an asymmetric Strecker synthesis according to general method G.

10

Step 2

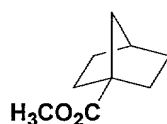


15 The title compound in Example 62 was prepared by the peptide coupling of the 2-adamantyl amino acid described in Step 1 followed by dehydration and deprotection as described in general method C. MS (M+H) 300.

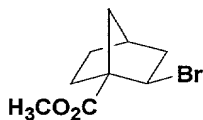
Example 63

Step 1

5

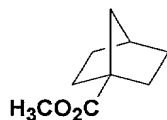


An oven-dried flask equipped with a condenser and drying tube was charged with norbornane-2-carboxylic acid (4.92 g, 35 mmol, 1 equiv) and treated with bromine (2.1 mL, 41 mmol, 1.15 equiv) and phosphorous trichloride (0.153 mL, 1.8 mmol, 0.05 equiv). The mixture was heated at 85°C for 7 h protected from light. Additional bromine (0.4 mL, 7.8 mmol, 0.22 equiv) was added with continued heating for 1 h. The mixture was cooled to rt, and Et₂O (100 mL) was added. The mixture was washed with 10% aq NaHSO₃ (50 mL), H₂O (2x50 mL), and brine (25 mL). The ether fraction was dried (Na₂SO₄), filtered and concentrated by rotary evaporation. The product was purified by flash column chromatography on silica gel (5x15 cm) with 2% to 4% MeOH/CH₂Cl₂ + 0.5% HOAc. The product was chased with hexanes to remove residual HOAc. The isolated material consists of two inseparable materials (4.7 g), which was used without further purification in the next step.



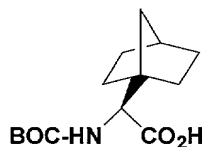
The crude product from above, exo-2- bromonorbornane-1-carboxylic acid (4.7 g, impure) in Et₂O (80 mL) and MeOH (20 mL), was mixed with trimethylsilyldiazomethane (2.0 M in hexane, 11.8 mL, 23.6 mol), and stirred at rt for 1 h.

Solvent was removed by rotary evaporation, and purification of the oil by flash column chromatography on silica gel (5x18 cm) with a gradient of CH₂Cl₂/hexanes (600 mL each of 20% and 30%) followed by CH₂Cl₂ afforded the product as a white solid (3.97 g, 0.017 mol, 79% for
 5 2 steps): MS m/e 233/235 (m+H)⁺.



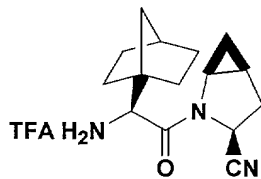
Methyl exo-2-bromonorbornane-1-carboxylate (2.0 g, 8.58
 10 mmol, 1 equiv) was dissolved in anhydrous THF (50 mL) in an oven-dried 3-neck flask equipped with a condenser, and purged with argon. The mixture was treated with AIBN (288 mg, 1.71 mmol, 0.2 equiv) and tributyltin hydride (3.6 mL, 12.87 mmol, 1.5 equiv), and then heated to
 15 reflux for 2 h. The flask was cooled to rt, and the THF was removed by rotary evaporation to give the crude product. The product was purified by flash column chromatography on silica gel (5x10 cm) with 5% EtOAc/hexanes. The resulting material was used in the
 20 next step without further purification.

Step 2

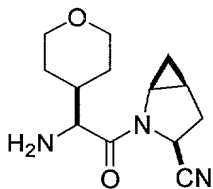


25 The Step 1 compound was prepared beginning with 1-norbornyl methyl carboxylate and elaborated to the homochiral Boc amino acid by an asymmetric Strecker synthesis according to general method G.

Step 3

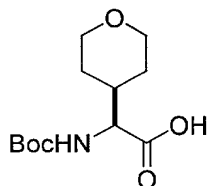


5 The title compound in Example 63 was prepared by the peptide coupling of the 1-norbornyl amino acid described in Step 2, followed by dehydration and deprotection as described in general method C. MS (M+H) 260.

Example 64

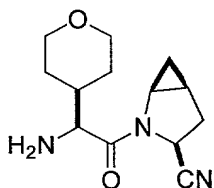
10

Step 1



15 The Step 1 compound was prepared beginning with 4-formylpyran and elaborated to the homochiral Boc amino acid by an asymmetric Strecker synthesis according to general method G.

20 Step 2



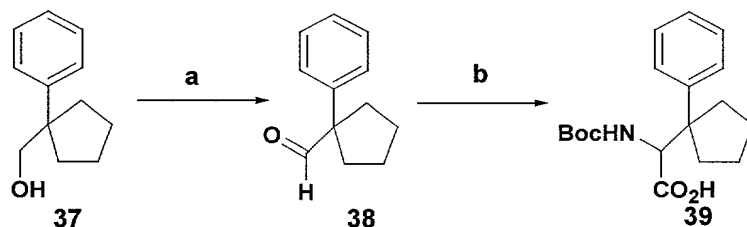
The title compound in Example 64 was prepared by the peptide coupling of the 4-pyranyl amino acid described in Step 2, followed by dehydration and deprotection as described in general method C. MS (M+H) 250.

5

General Method H: Strecker Synthesis of Racemic Amino Acids.

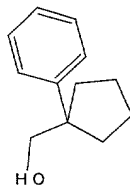
Scheme 10, General Method H, Examples 65-66

10



a. celite, PCC, CH₂Cl₂, RT, 91% b. NH₄Cl, NaCN, MeOH; 12M HCl, HOAc; (Boc)₂O, TEA, DMF.

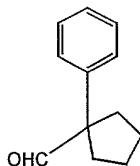
Step 1



15

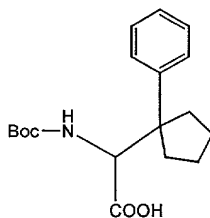
To a stirred solution of 1-phenylcyclopentane-carboxylic acid (5.00 g, 26.3 mmol) in 25 mL of THF at 0°C was added LAH (52 mL, 52 mmol, 1M) in THF. The reaction mixture was slowly warmed to rt and then refluxed for 18 h. The reaction was quenched according to the Fieser procedure: careful addition of 2 mL of water; 6 mL of 15% NaOH in water; and 2 mL of water. The biphasic mixture was diluted with 100 mL of ether and the granular white solid filtered off. The ether fraction was dried over Na₂SO₄ and evaporated to give 4.30 g (93%) of the Step 1 compound.

Step 2



- 5 To a stirred solution of Step 1 compound (0.80 g, 4.50 mmol) in 15 mL of CH₂Cl₂ at rt was added celite (5 g) followed by PCC (1.95 g, 5.00 mmol). After stirring for 3 h the reaction mixture was diluted with 40 mL of CH₂Cl₂ and filtered through celite. The filtrate was filtered
- 10 an additional time through silica gel resulting in a colorless filtrate. The CH₂Cl₂ fraction was evaporated to give 0.72 g (91%) of the aldehyde as a colorless oil.

Step 3



15

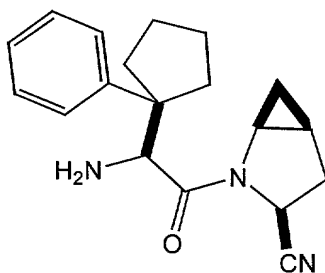
- To a 50-mL round-bottomed flask containing Step 2 compound (0.72 g, 4.20 mmol) in 8 mL of water at rt was added NaCN (0.20 g, 4.20 mmol) followed by NH₄Cl (0.20 g,
- 20 5.00 mmol). To this reaction mixture was then added methanol (8 mL) and the mixture was allowed to stir overnight. The reaction mixture was then extracted with ether (2X15 mL), dried (MgSO₄) and concentrated under reduced pressure to give the crude Strecker product.

25

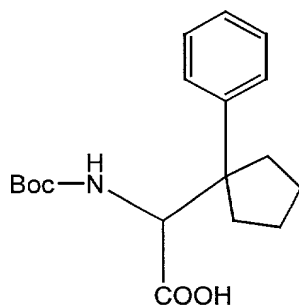
To a 100-mL round-bottomed flask containing the crude Strecker product was added 10 mL of HOAc and 10 mL of conc. HCl. The mixture was refluxed overnight. The mixture was concentrated under reduced pressure to give a

yellow solid. The solid was triturated with 5 mL of 1:1 mixture of ether and hexanes. The white solid was treated with triethylamine (1.4 mL, 9.99 mmol) and di-tert-butylidicarbonate (1.00 g, 4.60 mmol) in 50 mL DMF. After 4 h the pH of the mixture was adjusted to 9 with saturated Na₂CO₃ soln. After an additional 3 h of stirring the mixture was extracted with 1:1 ether and hexanes and the aqueous fraction acidified to pH 2 with 5% KHSO₄ solution. The aqueous phase was washed with ether (2 X 40 mL), the organics dried (MgSO₄), and evaporated to an oil that was purified by silica gel flash chromatography with 8:92 methanol:CH₂Cl₂ to give 0.3 g (23%) of the Boc-protected amino acid as a light oil (M-H, 318).

Example 65

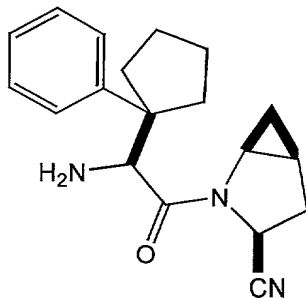


Step 1



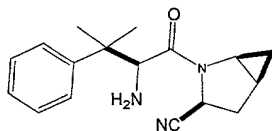
The synthesis of the Step 1 compound was described in general method H for the Strecker synthesis of racemic amino acids.

Step 2

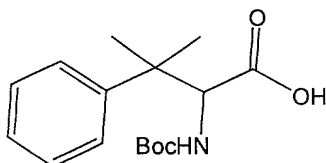


The title compound in Example 65 was prepared by the
 5 peptide coupling of the cyclopentylphenyl amino acid
 described in Step 1 and general method H followed by
 dehydration and deprotection as described in general
 method C. MS (M+H) 310.

10

Example 66

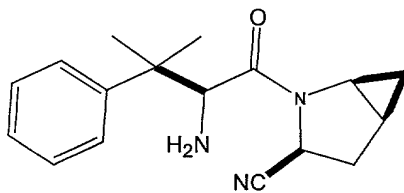
Step 1



15

Step 1 compound was prepared using racemic Strecker
 synthesis according to general method H starting from
 2,2-dimethyl-phenylacetic acid.

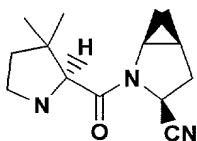
20 Step 2



The title compound in Example 66 was prepared by the peptide coupling of the dimethylphenyl amino acid described in step 1 followed by dehydration and deprotection as described in general method C. MS (M+H)

5 284.

Example 67



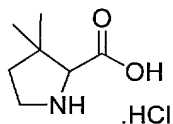
10 Step 1

N-(Benzyloxycarbonyl) succinimide (5.6 g, 22.4 mmol) was dissolved in CH₂Cl₂ (25 mL) and the solution was added to a cooled (0°C) and stirred solution of diethyl

15 aminomalonate hydrochloride (5.0 g, 23.6 mmol) and triethylamine (13.4 mL, 95 mmol) in CH₂Cl₂ (125 ml). The resulting solution was stirred at 0°C for 10 min and then at rt for 1 h. The solution was washed with 10% citric acid (2 x 50 mL), 10% sodium hydrogen carbonate (2 x 50

20 mL), and water (50 mL) and was then dried (Na₂SO₄) and evaporated to afford diethyl N-benzyloxycarbonylamino-malonate as a colorless oil, which crystallized upon standing at 0°C (6.3 g) (LC/Mass + ion):310 (M+H).

25 Step 2



Step 1 compound (6.18 g, 20 mmol) was dissolved in dry ethanol (30 mL) and added to a solution of sodium

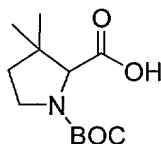
30 ethoxide (2.85 g, 8.8 mmol; 21% w/w solution in ethanol (6 mL). A solution of 3-methyl-2-butenal (1.68 g, 20

mmol) in ethanol (12 mL) was added, and the solution stirred at 25°C for 24 h. Acetic acid (0.56 mL) was then added the solution hydrogenated at 50 psi for 24 h using 10% Pd/C (2.0 g) as catalyst. The solution was filtered, evaporated and the residue chromatographed on silica with CH₂Cl₂ / EtOAc (9:1) to give 2,2-dicarboethoxy-3,3-dimethyl-pyrrolidine (1.6 g) (LC/Mass, + ion): 244 (M+H).

10 This diester (850 mg) was refluxed in 5 M hydrochloric acid (10 mL)/TFA (1 mL) for 8 h to give, after evaporation, a powdery white solid. Crystallization from methanol/ether gave 3,3-dimethyl-dl-proline hydrochloride (190 mg) as white crystals mp 110-112°C.

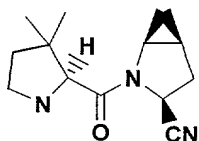
15

Step 3



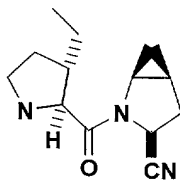
Step 2 compound (173 mg, 0.97 mmol) was dissolved in DMF (3 mL)/ water (3 mL). To this clear solution was added triethylamine (0.46 mL, 3.18 mmol) and di-*t*-butyl dicarbonate (0.23 g, 1.06 mmol), and the reaction mixture was stirred at rt for 5 h. The solution was evaporated and the residue chromatographed on silica column using CH₂Cl₂/methanol (9:1) as eluent to yield *t*-butyloxy-carbonyl-3,3-dimethyl-dl-proline (200 mg) as an oil (LC/Mass, + ion): 244 (M+H).

Step 4

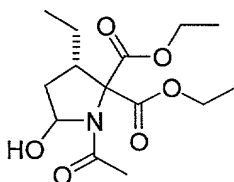


The title compound in Example 67 was prepared by the
 5 peptide coupling of the *t*-butyloxycarbonyl-3,3-dimethyl-
 dl-proline amino acid described in Step 3 followed by
 dehydration and deprotection as described in general
 method C. MS (M+H) 220.

10

Example 68

Step 1

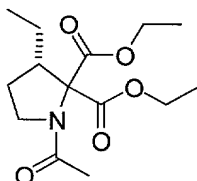


15

Sodium ethoxide (940 mg of 21 wt% solution in ethanol,
 2.9 mmol) in ethanol (2 mL) was added to a stirred
 solution of diethyl acetamidomalonate (4.31g, 19.8 mmol)
 in EtOH (23 mL) at rt under argon. The reaction mixture
 20 was cooled to 0°C; and trans-2-pentenal (1.51 g, 18.0
 mmol) was added dropwise maintaining the reaction
 temperature at < 5°C. After the addition, the reaction
 was allowed to warm to rt, stirred for 4 h, then quenched
 with acetic acid (460 µl). The solution was concentrated
 25 *in vacuo*, and the residue dissolved in EtOAc (25 mL),
 washed with 10% NaHCO₃ solution (2x5 mL), brine and dried
 (MgSO₄). The solution was filtered and concentrated to a

10 mL volume, then heated to reflux and diluted with hexane (20 mL). Upon cooling to rt, the title compound precipitated and was collected to give 3.0 g (50%) of the Step 1 compound (mp 106-109°C; LC/Mass: + ions, 324 M+Na).

Step 2

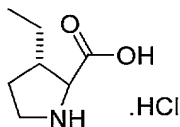


10 To a solution of Step 1 compound (2.87 g, 9.5 mmol) and triethylsilane (2.28 mL, 14.3 mmol) in CH₂Cl₂ (30 mL) under argon was added TFA (7.35 mL, 95.3 mmol) dropwise with stirring while maintaining the internal temperature at 25°C by means of an ice bath. After stirring for 4 h

15 at rt, the solution was concentrated. The residue was diluted with CH₂Cl₂ (100 mL), then treated with H₂O (50 mL) and solid Na₂CO₃ with vigorous stirring until the mixture was basic. The organic layer was separated, dried (Na₂SO₄), filtered, then concentrated to give the

20 Step 2 compound as a yellow oil which was used without further purification (LC/Mass: + ions, 308 M+Na).

Step 3

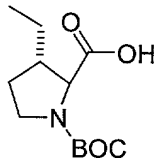


25 Step 2 compound (3.73 g, 9.5 mmol) was suspended in 6 N HCl (20 mL) and HOAc (5 mL) and heated at reflux for 20 h. The reaction mixture was then cooled, washed with EtOAc (20 mL), then concentrated to give an oil which

30 crystallized upon trituration with ether to give the

title compound (1.2 g, 70.6%) (LC/Mass, + ion): 144
(M+H).

Step 4

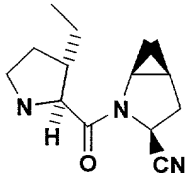


5

Step 3 compound (692 mg, 3.76 mmol) was dissolved in acetone (12 mL)/ water (12 mL). To this clear solution was added triethylamine (1.9 mL, 12.8 mmol) and di-*t*-butyl dicarbonate (928 mg, 4.24 mmol). The reaction mixture was stirred at rt for 18 h. The solvents were evaporated and the residue chromatographed on silica with 1:9 methanol:CH₂Cl₂ to give the Step 4 compound as an oil (LC/Mass: + ions, 266 M+Na).

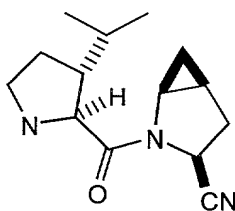
15

Step 5



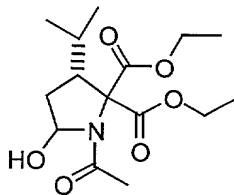
Example 68 compound was prepared by peptide coupling of Step 4 amino acid followed by dehydration and deprotection as described in general method C (MS (M+H) 234).

Example 69



25

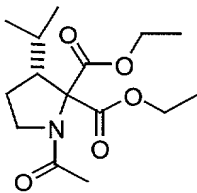
Step 1



Sodium ethoxide (940 mg, 2.9 mmol; 21% w/w solution in
 5 ethanol) in ethanol (2 mL) was added to a stirred
 solution of diethyl acetamidomalonate (4.31 g, 19.8 mmol)
 in EtOH (23 mL) at rt under argon. The reaction mixture
 was cooled to 0°C; and 4-methyl-2-pentenal (1.77 g, 18.0
 mmol) was added dropwise maintaining the reaction
 10 temperature at < 5°C. After the addition, the reaction
 was allowed to warm to rt, stirred for 4 h, then quenched
 with acetic acid (460 µl). The solution was concentrated
 and the remainder dissolved in EtOAc (25 mL). The
 organics were washed with 10% NaHCO₃ solution (2x5 mL),
 15 brine and dried (MgSO₄). The solution was filtered and
 concentrated to 10 mL volume, then heated to reflux and
 treated with hexane (20 mL). On cooling, the Step 1
 compound precipitated and was collected (3.3 g) (LC/Mass,
 + ion): 338 (M+Na).

20

Step 2

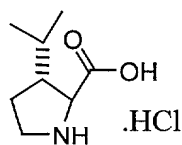


25 To a solution of Step 1 compound (3.0g, 9.5 mmol) and
 triethylsilane (2.28 mL, 14.3 mmol) in CH₂Cl₂ (30 mL)
 under argon was added TFA (7.35 mL, 95.3 mmol) dropwise
 with stirring while maintaining the internal temperature
 at 25°C, by means of an ice bath. After stirring for 4 h

at rt, the solution was concentrated, the residue diluted with CH₂Cl₂ (100 mL), then treated with H₂O (50 mL) and solid Na₂CO₃ with vigorous stirring until the mixture was basic. The organic layer was separated, dried (Na₂SO₄),
 5 filtered, then concentrated to give the title compound as an oil which was used without further purification (LC/Mass: + ions, 300 M+H).

Step 3

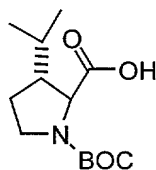
10



15

Step 2 compound (3.8 g, 9.5 mmol) was suspended in 6 N HCl (20 mL) and HOAc (5 mL) and heated at reflux for 20
 h. The reaction mixture was cooled, washed with EtOAc (20 mL), then concentrated to give an oil which
 crystallized upon trituration with ether to give the step
 3 compound (1.4 g, 76.0%). LC/Mass: + ions, 158 (M+H).

20 Step 4

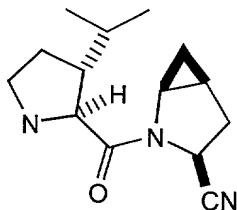


25

30

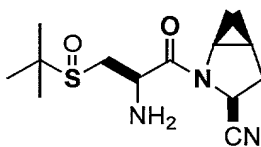
Step 3 compound (728 mg, 3.76 mmol) was dissolved in a
 1:1 acetone/water solution (24 mL). To this clear
 solution was added triethylamine (1.9 mL, 12.8 mmol) and di-*t*-butyl dicarbonate (928 mg, 4.24 mmol). The reaction
 mixture was stirred at rt for 18 h. The solution was
 evaporated and the residue chromatographed on silica
 column using CH₂Cl₂/ methanol (9:1) as eluent to give the
 title compound as an oil (LC/Mass, + ion): 258 (M+H).

Step 5

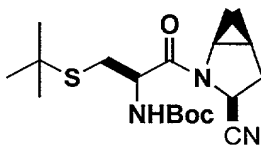


5 Example 69 compound was prepared by peptide coupling of Step 4 amino acid followed by dehydration and deprotection as described in general method C (MS (M+H) 248).

10

Example 70

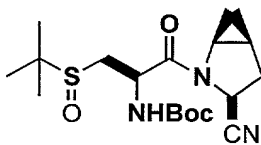
Step 1



15

20 Step 1 compound was prepared by the procedure described in General Method C starting from N-Boc-S-t-butylcysteine.

Step 2

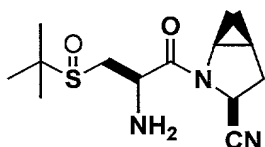


25

A 25-mL round-bottomed flask equipped with a magnetic stirring bar and N₂ inlet was charged with Step 1 compound

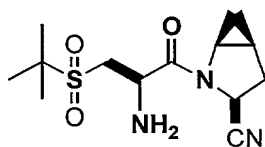
(78 mg, 0.21 mmol) and chloroform (3 mL). The mixture was cooled to 0°C and treated with *m*-chloroperoxybenzoic acid (85 mg, 0.44 mmol) in CHCl₃ (2 mL). After 3 h the solution was diluted with CHCl₃ (7 mL), washed with 5% NaHCO₃ (2x5 mL), H₂O and dried over Na₂SO₄. Removal of solvent gave crude sulfoxide (100 mg), which was used without further purification (LC/Mass, + ions): 384 (M+H).

10 Step 3



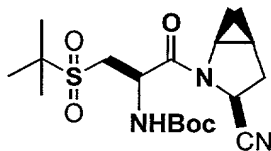
15 Trifluoroacetic acid (1.5 mL) was added to a cooled (0°C) solution of Step 2 compound (100 mg, 0.26 mmol) in 5 mL CH₂Cl₂. The solution was then stirred at 0°C for 1.5 h, diluted with CH₂Cl₂ (5 mL) and concentrated under reduced pressure to a thick oil. The product was purified by
 20 reverse phase preparative column chromatography on a YMC S5 ODS 20x100 mm column to give the title compound of Example 70, 17 mg, 16%. Purification conditions: gradient elution from 10% methanol/water/0.1 TFA to 90% methanol/water/ 0.1 TFA over 15 min 5 min hold at 90%
 25 methanol/water/0.1 TFA. Flow rate: 20 mL/min. Detection wavelength: 220. Retention Time 10 Min (LC/Mass, + ion): 284 (M+H).

Example 71



30

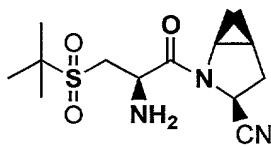
Step 1



- 5 A 25-mL round-bottomed flask equipped with a magnetic stirring bar and N₂ inlet was charged with compound from Example 70, Step 1 (78 mg, 0.21 mmol) in chloroform (3 mL). The mixture was cooled to 0°C and treated with *m*-chloroperoxybenzoic acid (144 mg, 0.84 mmol) in CHCl₃ (2 mL). After 30 min at rt, the solution was diluted with CHCl₃ (7 mL), washed with 5% NaHCO₃ (2x10 mL), H₂O and dried over Na₂SO₄. Removal of solvent gave the crude sulfone (100 mg), which was used without further purification (LC/Mass, + ion): 344 (M+H-Bu).

15

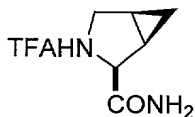
Step 2



- 20 Trifluoroacetic acid (1.5 mL) was added to a cooled (0°C) and stirred solution of Step 1 compound (100 mg, 0.26 mmol) in 5 mL CH₂Cl₂. The solution was stirred at 0°C for 30 min, diluted with CH₂Cl₂ (5 mL) and concentrated under reduced pressure to a thick oil. The product was
- 25 purified by reverse phase preparative column chromatography on a YMC S5 ODS 20x100 mm column to give the title compound, 14 mg, 17%. Purification conditions: gradient elution from 10% methanol/water/0.1 TFA to 90% methanol/water/ 0.1 TFA over 15 min. 5 min hold at 90%
- 30 methanol/water/0.1 TFA. Flow rate:20 mL/min. Detection

wavelength: 220. Retention Time 10 Min. (LC/Mass, + ion): 300 (M+H).

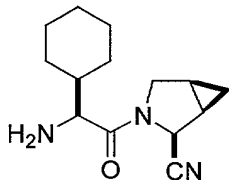
Example 72



The title compound was prepared following a published procedure (Sasaki et al, Tetrahedron Lett. 1995, 36, 3149, Sasaki et al. Tetrahedron 1994, 50, 7093) used to synthesize (2S,3R,4S)-N-Boc-3,4-methano-L-proline carboxylate. The corresponding amide was prepared by general method A and deprotected with TFA to give the TFA salt also as described in general method A.

15

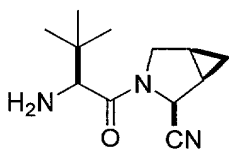
Example 73



20 The title compound was prepared by coupling (2S,3R,4S)-3,4-methano-L-proline carboxamide-N-trifluoroacetate described in Example 72 with L-cyclohexylglycine and then dehydrated to the amide with POCl₃/imidazole and deprotected (N-terminal nitrogen) with TFA using general

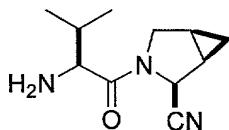
25 C (FAB MH+ 248).

Example 74



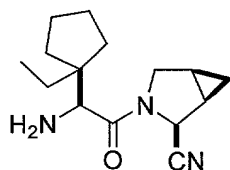
The title compound was prepared by coupling (2S,3R,4S)-
3,4-methano-L-proline carboxamide-N-trifluoroacetate
described in Example 72 with L-*tert*-butylglycine and then
5 dehydrated to the amide with POCl₃/imidazole and
deprotected (N-terminal nitrogen) with TFA using general
C (FAB MH+ 222).

Example 75

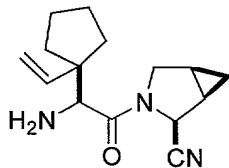


The title compound was prepared by coupling (2S,3R,4S)-
3,4-methano-L-proline carboxamide-N-trifluoroacetate
15 described in Example 72 with L-valine and then dehydrated
to the amide with POCl₃/imidazole and deprotected (N-
terminal nitrogen) with TFA using general C (FAB MH+
207).

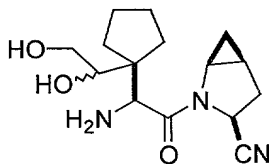
Example 76



The title compound was prepared by coupling (2S,3R,4S)-
25 3,4-methano-L-proline carboxamide-N-trifluoroacetate
described in Example 72 with N-(*tert*-butyloxycarbonyl)-
(1'-ethylcyclopentyl)glycine described in General Method B
and then dehydrated to the amide with POCl₃/imidazole and
deprotected (N-terminal nitrogen) with TFA using general
30 C (FAB MH+ 262).

Example 77

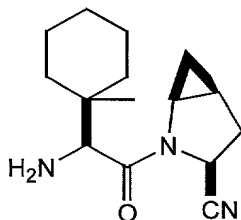
5 The title compound was prepared by coupling (2S,3R,4S)-3,4-methano-L-proline carboxamide-N-trifluoroacetate described in Example 72 with N-(tert-butyloxycarbonyl)-(1'-vinylcyclopentyl)glycine described in General Method B and then dehydrated to the amide with POCl₃/imidazole and
 10 deprotected (N-terminal nitrogen) with TFA using General Method C (FAB MH+ 260).

Example 78

15 N-[(S)-cyclopentylvinyl]-N-tert-butoxycarbonylglycinyll- (2S,4S,5S)-2-cyano-4,5-methano-L-prolylamide (70 mg, 0.19 mmol) described in General Method C, Step 2 was dissolved
 20 in a mixture of 2 mL *t*-BuOH / 3 mL THF and N-methylmorpholine-N-oxide (33mg, 0.28 mmol) was added followed by osmium tetroxide (0.1 mmol, 50 mol%). The reaction was quenched with 1 mL of 10% aqueous Na₂SO₃ and was taken up in EtOAc and washed with H₂O 5 mL, dried
 25 (Na₂SO₄), filtered, evaporated and purified by silica gel flash chromatography (5% MeOH/CH₂Cl₂) to give 41 mg (55%) of the protected diol as an oil. The title compound was obtained by deprotection of the amine functionality with TFA according to General Method C (FAB MH+ 294).

30

Example 79

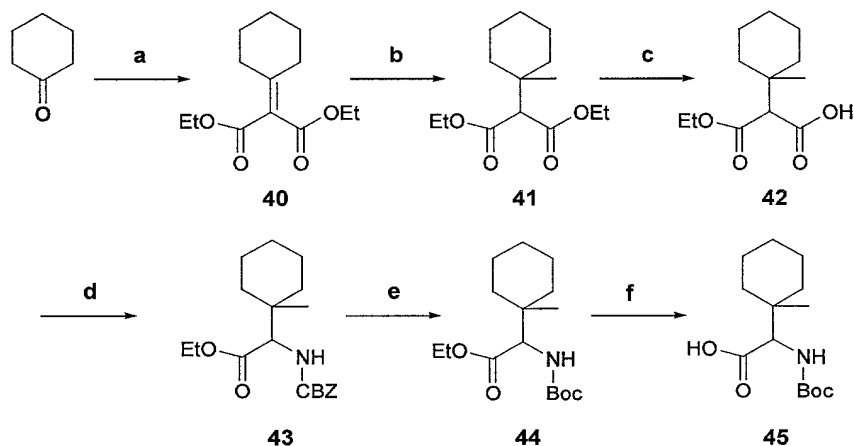


- 5 **General Procedure I:** Synthesis of Quaternary Amino Acids Via Michael Addition to Malonates followed by Selective Hydrolysis and Curtius Rearrangement. Examples 79-84.

10 Cyclohexanone and diethylmalonate underwent Knoevenagel condensation mediated by titanium tetrachloride in THF and CCl_4 to give **40**. Copper (I) mediated Grignard addition of methylmagnesium bromide gave **41** which was selectively saponified to **42**. Curtius rearrangement with trapping by benzyl alcohol gave **43** which was converted to

15 **44** by a standard deprotection-protection protocol. Ester **44** was saponified to give the quaternary amino acid **45**.

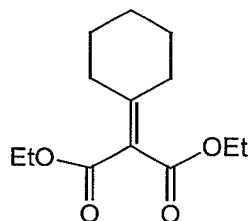
Scheme 11, General Method I



a. THF, CCl_4 , TiCl_4 , diethylmalonate, 0 C; pyridine, THF, 0 to RT 72 h b. MeMgBr , CuI , Et_2O , 0 C c. 1N NaOH , EtOH , RT 6 days d. Ph_2PON_3 , TEA, RT to reflux to RT, BnOH e. 10% $\text{Pd}(\text{OH})_2/\text{C}$, EtOAc ; $(\text{Boc})_2\text{O}$, K_2CO_3 , THF f. 1N NaOH , dioxane

20

Step 1

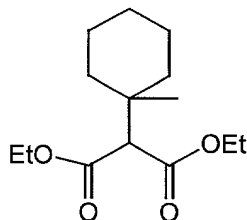


5

According to literature procedure (Tetrahedron 1973, 29, 435), a mixture of dry tetrahydrofuran (400 mL) and dry carbon tetrachloride (50 mL) was cooled to 0°C (ice-salt bath) and treated with titanium tetrachloride (22.0 mL, 0.2 mole). The resulting yellow suspension was stirred at 0°C for 5 min, treated sequentially with cyclohexanone (10.3 mL, 0.1 mole) and distilled diethylmalonate (15.2 mL, 0.1 mole) then stirred at 0°C for 30 min. The reaction mixture was then treated with a solution of dry pyridine (32 mL, 0.40 mole) in dry THF (60 mL), stirred at 0°C for 1.0 h, then at rt for 72 h. The reaction mixture was quenched with water (100 mL), stirred for 5 min then extracted with ether (2 x 200 mL). The combined organic extracts were washed with saturated sodium chloride (100 mL), saturated sodium bicarbonate (100 mL) and brine (100 mL), dried over anhydrous magnesium sulfate, filtered and concentrated. Flash chromatography using 5% EtOAc in hexane gave step 1 compound as a light yellow oil. Yield: 5.25 g (22%). MS (M + Na) 263.

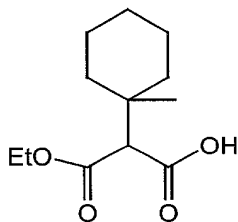
25

Step 2



- 5 According to literature (Org. Syn. VI, 442, 1988; Liebigs
Ann. Chem. 1981, 748) a mixture of 3.0 M methylmagnesium
iodide (3.1 mL, 9.36 mmol) and cuprous chloride (9.0 mg)
was stirred at 0°C (ice-salt water bath), treated with a
solution of Step 1 compound (1.5 g, 6.24 mmol) in dry
10 ether (1.8 mL) over 5 min and stirred at 0°C for 1 h, then
at rt for 40 min. The mixture was slowly added to a
slurry of ice and water (15 mL), treated dropwise with
10% HCl (3.7 mL) then extracted with EtOAc (3 x 25 mL).
The combined organic extracts were washed with 1% sodium
15 thiosulfate (2.0 mL) and saturated sodium chloride (2.0
mL), dried over anhydrous magnesium sulfate, filtered,
and concentrated. Flash chromatography on a silica gel
column using 5% ether in hexane (1.0 L) gave step 2
compound as a clear syrup. Yield: 1.09 g, (68%). MS
20 (M+H) 257.

Step 3



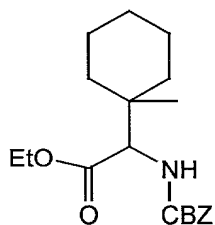
25

A solution of Step 2 compound (1.09 g, 4.03 mmol) in a
mixture of methanol (5.4 mL) and water (2.7 mL) was
treated with 1N sodium hydroxide (4.84 mL, 4.84 mmol or

1.2 equiv) and stirred at rt for 6 days. The reaction mixture still showed the presence of starting material, so THF (4.0 mL) was added and the entire mixture stirred for another 2 days. The solution was evaporated to
 5 dryness and the resulting syrup partitioned between water (8.0 mL) and ether (15 mL). The aqueous phase was acidified with 1N hydrochloric acid (4.8 mL) to pH 2-3 and extracted with EtOAc (3 x 25 mL). The combined organic extracts were washed with brine (10.0 mL), dried
 10 over anhydrous magnesium sulfate, filtered, and concentrated to give step 3 compound as a thick syrup. Yield: 875 mg, (95.1%). MS (M + H) 229.

Or alternately: solutions of the diester in a mixture of
 15 ethanol, THF, dioxane and water or mixtures thereof may be hydrolyzed with sodium hydroxide.

Step 4



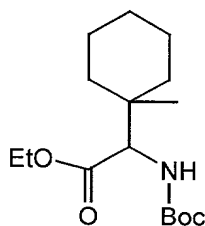
20

According to literature (J. Org. Chem 1994, 59, 8215), a solution of Step 3 compound (0.875 g, 3.83 mmol) in dry benzene (4.0 mL) was treated with triethylamine (0.52 mL,
 25 3.83 mmol) and diphenylphosphoryl azide (0.85 mL, 3.83 mmol), refluxed under nitrogen for 1 h and cooled to rt. The solution was treated with benzyl alcohol (0.60 mL, 5.75 mmol or 1.5 equiv), refluxed for 17 h, cooled then diluted with ether (40 mL). The solution was washed with
 30 10% aqueous citric acid (2x3 mL), back-extracting the citric acid wash with ether (40 mL). The combined

organic extracts were washed with 5% sodium bicarbonate (2x3 mL), dried (MgSO₄), filtered, and concentrated.

Flash chromatography on silica gel of the crude product with 10% EtOAc in hexane (1.0 L) gave step 4 compound as
 5 a clear thick syrup. Yield: 1.15 g (90%). MS(M+H) 334.

Step 5



10

A solution of Step 4 compound (1.15 g, 3.46 mmol) in EtOAc (60 mL) was treated with palladium hydroxide on carbon (298 mg) and hydrogenated at rt for 20 h. The mixture was filtered through a celite pad and then
 15 washing the pad well with EtOAc (3 x 25 mL) then the filtrate was concentrated to give the free amine. A solution of the amine in tetrahydrofuran (12 mL) and water (12 mL) was treated with di-*t*-butyl dicarbonate (1.0 g, 4.58 mmol or 1.48 equiv) and potassium carbonate
 20 (854 mg, 6.18 mmol or 2.0 equiv), then stirred at rt for 20 h. The reaction mixture was partitioned between water (8 mL) and diethyl ether (3 x 40 mL) and the combined organic extracts were washed with brine (8 mL), dried (MgSO₄), filtered, and concentrated. Flash chromatography
 25 of the crude product with 10% EtOAc in hexane (1 L) gave step 5 compound as a clear thick syrup. Yield: 1.18 g (100%). MS:(M+H) 300.

Other methods can also be employed, for example:

30 According to Tetrahedron Lett. 1988, 29, 2983, where a solution of the benzylcarbamate in ethanol may be treated

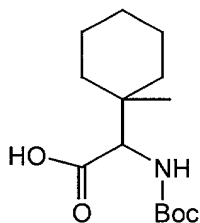
with triethylsilane (2 equiv), di-*t*-butyldicarbonate (1.1 equiv), catalytic palladium acetate and triethylamine (0.3 equiv) to give the BOC-protected amine in a "one-pot" manner.

5

Or alternately: Solutions of the benzylcarbamate in methanol may be subjected to hydrogenolysis in the present of di-*t*-butyldicarbonate to give the BOC-protected amine in a "one-pot" manner.

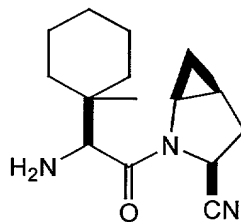
10

Step 6



15 A solution of Step 5 compound (1.18 g, 3.09 mmol) in dioxane (8.0 mL) was treated with 1N sodium hydroxide (9.1 mL, 9.1 mmol or 3.0 equiv) and stirred at 60°C (oil bath) for 28 h. The reaction mixture was concentrated to a syrup which was dissolved in water (15 mL) and
20 extracted with ether (25 mL). The aqueous phase was acidified to pH 2-3 with 1N hydrochloric acid (9.2 mL) then extracted with EtOAc (3 x 50 mL). The combined organic extracts were washed with saturated sodium chloride (10 mL), dried (MgSO₄), filtered, and
25 concentrated to give Step 6 compound as an off-white solid. Yield: 808 mg (96%). MS (M+H) 272.

Step 7

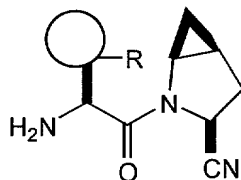


5 The title compound was prepared from Step 6 compound according to the procedure in General Method C where the amino acid was coupled, the amide was dehydrated, and the protecting group removed to give the title compound. MS (M+H) 262.

10

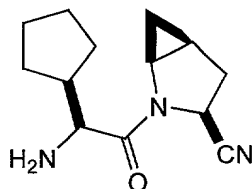
Compounds 90-100 were prepared by General Method I and General Method C starting from cyclohexanone, cyclopentanone and cyclobutanone, and employing methyl-, ethyl-, allyl- and propylmagnesium halides as Grignard reagents.

15

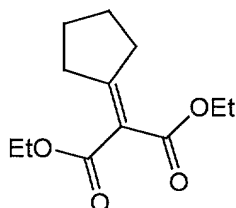
Table 5

Example #	Cycloalkane	R	MS Data
			M+H
79	cyclohexane	Methyl	262
80	cyclohexane	Ethyl	276
81	cyclopentane	Methyl	248
82	cyclopentane	Allyl	274
83	cyclopentane	Propyl	276
84	cyclobutane	Methyl	234

20

Example 85

Step 1

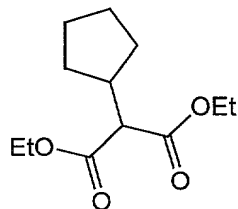


5

According to Example 79: A mixture of dry carbon tetrachloride (50 mL) was cooled to 0°C (ice-salt bath) and treated with titanium tetrachloride (11.0 mL, 0.1 mol). The resulting yellow suspension was stirred at 0°C for 5 min, treated sequentially with cyclopentanone (4.42 mL, 0.05 mol) and distilled diethylmalonate (7.6 mL, 0.05 mol) then stirred at 0°C for 30 min. The reaction mixture was then treated with a solution of dry pyridine (16 mL, 0.20 mol) in dry THF (30 mL), stirred at 0°C for 1.0 h, then at rt for 20 h. The reaction mixture was quenched with water (50 mL), stirred for 5 min then extracted with ether (2 x 100 mL). The combined organic extracts were washed with saturated sodium chloride (50 mL), saturated sodium bicarbonate (50 mL) and brine (50 mL), dried (MgSO₄), filtered and concentrated. Flash chromatography using 5% EtOAc in hexane gave Step 1 compound as a light yellow oil. Yield: 7.67 g (68%). MS (M + H) 226.

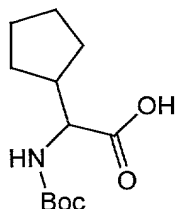
25

Step 2



- 5 A solution of Step 1 compound (1.00 g, 4.42 mmol) in methanol (50 mL) was treated with 10% Pd/C (0.20 g, 10 mol%) and hydrogenated (balloon pressure) at rt for 20 h. The mixture was diluted with methanol and filtered through a pad of celite. The filtrate was concentrated and purified by flash column chromatography on silica gel with 7% EtOAc in hexanes to give 0.84 g (91%) of Step 2 compound. MS (M+H) 229.

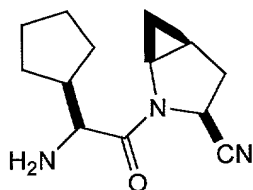
Step 3



15

- The Step 3 compound was prepared by the process outlined in General Method H, where the ester underwent hydrolysis, Curtius Rearrangement, protecting group exchange, and again final ester hydrolysis.

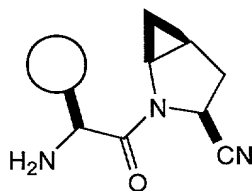
Step 4



25

The title compound was prepared from Step 3 compound according to the procedure in General Method C where the amino acid was coupled, the amide was dehydrated, and the protecting group removed to give the title compound. MS (M+H)234.

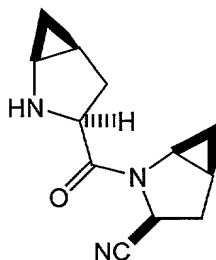
Examples 86 and 87 were prepared by the procedures used for Example 85 starting from cyclohexanone and cyclobutanone respectively.



10

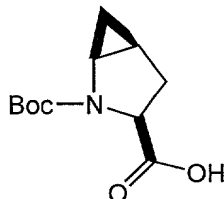
Example #	Cycloalkane	Mass Spec
		M+H
85	cyclopentyl	234
86	cyclohexyl	248
87	cyclobutyl	220

Example 89



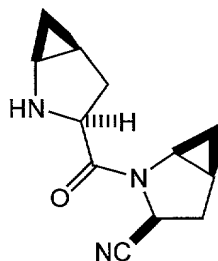
15

Step 1



Step 1 compound was prepared in Example 6 Step 1.

Step 2



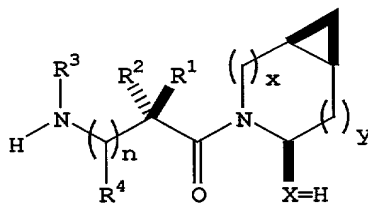
5

The title compound was prepared from Step 1 compound according to General Method C, where the carboxylic acid underwent a peptide coupling, the amide dehydration and protecting group removal. MS (M+H) 218.

10

Examples 90 to 99

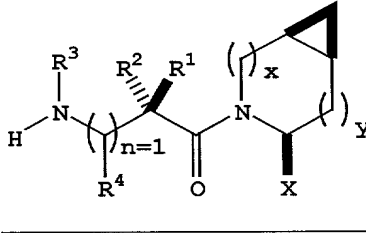
Examples of compounds where X = H include the following compounds which may be prepared employing procedures as described hereinbefore.



Ex. #	n	x	y	R ¹	R ²	R ³	R ⁴
90	0	0	1	<i>t</i> -Bu	H	H	-
91	0	0	1	adamantyl	H	H	-
92	0	0	1		H	H	-
93	0	0	1		H	Me	-
94	0	1	0	<i>t</i> -Bu	H	H	-
95	0	1	0	adamantyl	H	H	-
96	0	1	0		H	H	-
97	0	1	0		H	Me	-
98	1	0	1	H	H	H	<i>t</i> -Bu
99	1	1	0	Me	H	H	<i>t</i> -Bu

Examples 100 to 109

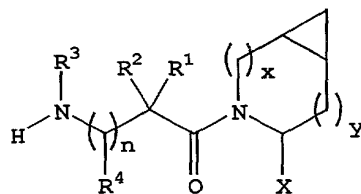
Examples of compounds where $n = 1$ include the following compounds which may be prepared employing procedures as described hereinbefore.



Ex. #	X	x	y	R ¹	R ²	R ³	R ⁴
100	CN	0	1	H	H	H	<i>t</i> -Bu
101	CN	0	1	H	H	H	adamantyl
102	CN	0	1	H	Me	H	
103	CN	0	1		H	Me	H
104	CN	1	0	<i>t</i> -Bu	H	H	H
105	CN	1	0	adamantyl	H	H	Me
106	CN	1	0		Et	H	H
107	CN	1	0	H	H	Me	
108	H	0	1	<i>t</i> -Bu	H	H	H
109	H	1	0	Me	H	H	<i>t</i> -Bu

What is Claimed is:

1. A compound having the structure



5

herein x is 0 or 1 and y is 0 or 1, provided that

$x = 1$ when $y = 0$ and

$x = 0$ when $y = 1$; and wherein

n is 0 or 1;

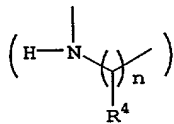
10

X is H or CN;

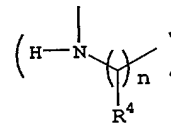
R^1 , R^2 , R^3 and R^4 are the same or different and are independently selected from hydrogen, alkyl, alkenyl, alkynyl, cycloalkyl, cycloalkylalkyl, bicycloalkyl, tricycloalkyl, alkylcycloalkyl, hydroxyalkyl, hydroxyalkylcycloalkyl, hydroxycycloalkyl, hydroxybicycloalkyl, hydroxytricycloalkyl, bicycloalkylalkyl, alkylthioalkyl, arylalkylthioalkyl, cycloalkenyl, aryl, aralkyl, heteroaryl, heteroarylalkyl, cycloheteroalkyl or cycloheteroalkylalkyl; all optionally substituted through available carbon atoms with 1, 2, 3, 4 or 5 groups selected from hydrogen, halo, alkyl, polyhaloalkyl, alkoxy, haloalkoxy, polyhaloalkoxy, alkoxy carbonyl, alkenyl, alkynyl, cycloalkyl, cycloalkylalkyl, polycycloalkyl, heteroarylamino, arylamino, cycloheteroalkyl, cycloheteroalkylalkyl, hydroxy, hydroxyalkyl, nitro, cyano, amino, substituted amino, alkylamino, dialkylamino, thiol, alkylthio, alkylcarbonyl, acyl, alkoxy carbonyl, aminocarbonyl, alkynylaminocarbonyl, alkylaminocarbonyl, alkenylaminocarbonyl, alkylcarbonyloxy, alkylcarbonylamino, arylcarbonylamino, alkylsulfonylamino, alkylaminocarbonylamino, alkoxy carbonylamino, alkylsulfonyl, aminosulfinyl, aminosulfonyl, alkylsulfinyl, sulfonamido or sulfonyl;

30

- and R¹ and R³ may optionally be taken together to form -(CR⁵R⁶)_m- where m is 2 to 6, and R⁵ and R⁶ are the same or different and are independently selected from hydroxy, alkoxy, H, alkyl, alkenyl, alkynyl, cycloalkyl, halo, amino, substituted amino, cycloalkylalkyl, cycloalkenyl, aryl, arylalkyl, heteroaryl, heteroarylalkyl, cycloheteroalkyl, cycloheteroalkylalkyl, alkylcarbonylamino, arylcarbonylamino, alkoxy carbonylamino, aryloxy carbonylamino, alkoxy carbonyl, aryloxy carbonyl, or alkylaminocarbonylamino, or R¹ and R⁴ may optionally be taken together to form -(CR⁷R⁸)_p- wherein p is 2 to 6, and R⁷ and R⁸ are the same or different and are independently selected from hydroxy, alkoxy, cyano, H, alkyl, alkenyl, alkynyl, cycloalkyl, cycloalkylalkyl, cycloalkenyl, halo, amino, substituted amino, aryl, arylalkyl, heteroaryl, heteroarylalkyl, cycloheteroalkyl, cycloheteroalkylalkyl, alkylcarbonylamino, arylcarbonylamino, alkoxy carbonylamino, aryloxy carbonylamino, alkoxy carbonyl, aryloxy carbonyl, or alkylaminocarbonylamino, or optionally R¹ and R³ together with

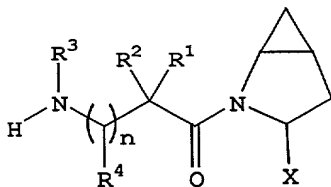


from a 5 to 7 membered ring containing a total of 2 to 4 heteroatoms selected from N, O, S, SO, or SO₂;

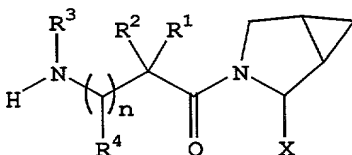


- or optionally R¹ and R³ together with form a 4 to 8 membered cycloheteroalkyl ring wherein the cycloheteroalkyl ring has an optional aryl ring fused thereto or an optional 3 to 7 membered cycloalkyl ring fused thereto;
- including all stereoisomers thereof;
- and a pharmaceutically acceptable salt thereof, or a prodrug ester thereof, and all stereoisomers thereof.

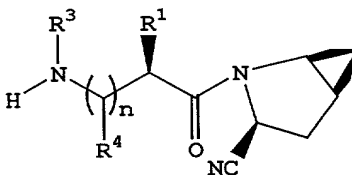
2. The compound as defined in Claim 1 having the structure:



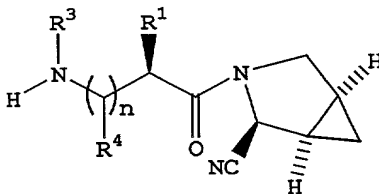
5 3. The compound as defined in Claim 1 having the structure:



10 4. The compound as defined in Claim 1 having the structure:

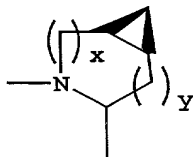


15 5. The compound as defined in Claim 1 having the structure:



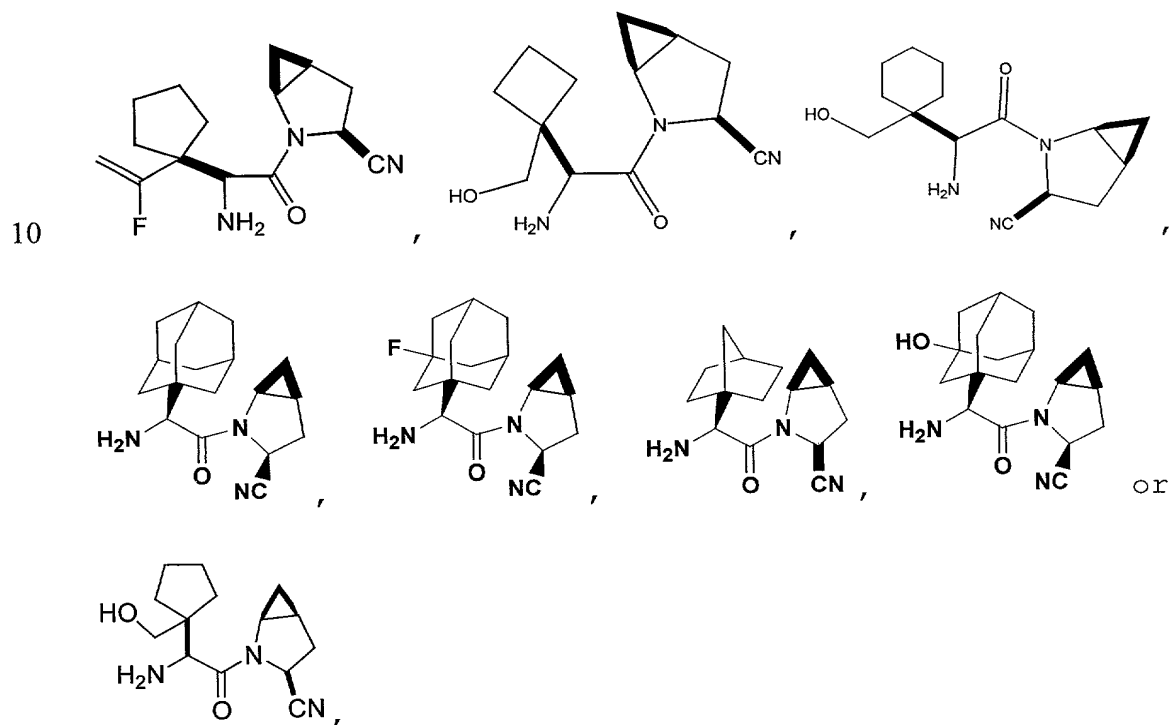
20 6. The compound as defined in Claim 1 wherein:
 R³ is H, R¹ is H, alkyl, cycloalkyl, bicycloalkyl,
 tricycloalkyl, alkylcycloalkyl, hydroxyalkyl,
 hydroxyalkylcycloalkyl, hydroxycycloalkyl
 hydroxybicycloalkyl, or hydroxytricycloalkyl,
 25 R² is H or alkyl, n is 0,
 X is CN.

7. The compound as defined in Claim 1 wherein the cyclopropyl fused to the pyrrolidine has the configuration:



5

8. The compound as defined in Claim 1 having the structure:



10

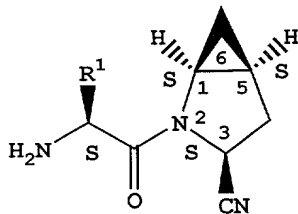
15

or a pharmaceutically acceptable salt thereof.

9. The compound as defined in Claim 8 wherein the pharmaceutically acceptable salt is the hydrochloride salt or the trifluoroacetic acid salt.

20

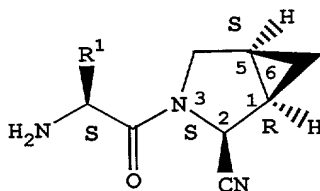
10. The compound as defined in Claim 1 which is



A

(1S, 2(2S), 3S, 5S)

wherein R¹ is alkyl, cycloalkyl, bicycloalkyl,
 5 tricycloalkyl, alkylcycloalkyl, hydroxyalkyl,
 hydroxycycloalkyl, hydroxyalkylcycloalkyl,
 hydroxybicycloalkyl, or hydroxytricycloalkyl,
 or



B

(1R, 2S, 3(2S), 5S)

10

wherein R¹ is alkyl, cycloalkyl, bicycloalkyl,
 tricycloalkyl, alkylcycloalkyl, hydroxyalkyl,
 hydroxycycloalkyl, hydroxyalkylcycloalkyl,
 hydroxybicycloalkyl, or hydroxytricycloalkyl.

15

11. A pharmaceutical composition comprising a
 compound as defined in Claim 1 and a pharmaceutically
 acceptable carrier therefor.

20

12. A pharmaceutical combination comprising a DP4
 inhibitor compound as defined in Claim 1 and an
 antidiabetic agent other than a DP4 inhibitor for
 treating diabetes and related diseases, an anti-obesity
 agent and/or a lipid-modulating agent.

25

13. The pharmaceutical combination as defined in
 Claim 12 comprising said DP4 inhibitor compound and an
 antidiabetic agent.

14. The combination as defined in Claim 13 wherein the antidiabetic agent is 1, 2, 3 or more of a biguanide, a sulfonyl urea, a glucosidase inhibitor, a PPAR γ agonist, a PPAR α/γ dual agonist, an SGLT2 inhibitor, an aP2 inhibitor, a glycogen phosphorylase inhibitor, an AGE inhibitor, an insulin sensitizer, a glucagon-like peptide-1 (GLP-1) or mimetic thereof, insulin and/or a meglitinide.

10

15. The combination as defined in Claim 14 wherein the antidiabetic agent is 1, 2, 3 or more of metformin, glyburide, glimepiride, glipyrider, glipizide, chlorpropamide, gliclazide, acarbose, miglitol, pioglitazone, troglitazone, rosiglitazone, insulin, Gl-262570, isaglitazone, JTT-501, NN-2344, L895645, YM-440, R-119702, AJ9677, repaglinide, nateglinide, KAD1129, AR-HO39242, GW-409544, KRP297, AC2993, Exendin-4, LY307161, NN2211, and/or LY315902.

20

16. The combination as defined in Claim 13 wherein the compound is present in a weight ratio to the antidiabetic agent within the range from about 0.01 to about 100:1.

25

17. The combination as defined in Claim 12 wherein the anti-obesity agent is a beta 3 adrenergic agonist, a lipase inhibitor, a serotonin (and dopamine) reuptake inhibitor, a thyroid receptor beta compound, an anorectic agent, and/or a fatty acid oxidation upregulator.

30

18. The combination as defined in Claim 17 wherein the anti-obesity agent is orlistat, ATL-962, AJ9677, L750355, CP331648, sibutramine, topiramate, axokine, dexamphetamine, phentermine, phenylpropanolamine, famoxin, and/or mazindol.

35

19. The combination as defined in Claim 12 wherein the lipid modulating agent is an MTP inhibitor, an HMG CoA reductase inhibitor, a squalene synthetase inhibitor, a fibric acid derivative, an upregulator of LDL receptor activity, a lipoxygenase inhibitor, an ACAT inhibitor, a cholesteryl ester transfer protein inhibitor, or an ATP citrate lyase inhibitor.

20. The combination as defined in Claim 19 wherein the lipid modulating agent is pravastatin, lovastatin, simvastatin, atorvastatin, cerivastatin, fluvastatin, nisvastatin, visastatin, fenofibrate, gemfibrozil, clofibrate, implitapide, CP-529,414, avasimibe, TS-962, MD-700, and/or LY295427.

21. The combination as defined in Claim 19 wherein the DP4 inhibitor is present in a weight ratio to the lipid-modulating agent within the range from about 0.01 to about 100:1.

22. A pharmaceutical combination comprising a DP4 inhibitor compound as defined in Claim 1 and an agent for treating infertility, an agent for treating polycystic ovary syndrome, an agent for treating a growth disorder and/or frailty, an anti-arthritis agent, an agent for preventing inhibiting allograft rejection in transplantation, an agent for treating autoimmune disease, an anti-AIDS agent, an agent for treating inflammatory bowel disease/syndrome, an agent for treating anorexia nervosa, an anti-osteoporosis agent and/or an anti-obesity agent.

23. A method for treating diabetes, insulin resistance, hyperglycemia, hyperinsulinemia, or elevated blood levels of free fatty acids or glycerol, obesity, Syndrome X, dysmetabolic syndrome, diabetic complications, hypertriglyceridemia,

hyperinsulinemia, atherosclerosis, impaired glucose homeostasis, impaired glucose tolerance, infertility, polycystic ovary syndrome, growth disorders, frailty, arthritis, allograft rejection in transplantation, 5 autoimmune diseases, AIDS, intestinal diseases, inflammatory bowel syndrome, nervosa, osteoporosis, or an immunomodulatory disease or a chronic inflammatory bowel disease, which comprises administering to a mammalian species in need of treatment a therapeutically effective 10 amount of a compound as defined in Claim 1.

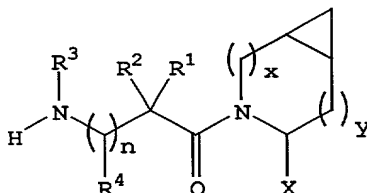
24. The method as defined in Claim 23 for treating type II diabetes and/or obesity.

15

CYCLOPROPYL-FUSED PYRROLIDINE-BASED INHIBITORS OF
DIPEPTIDYL PEPTIDASE IV AND METHOD

Abstract of the Disclosure

5 Dipeptidyl peptidase IV (DP 4) inhibiting compounds are provided having the formula



10 where x is 0 or 1 and y is 0 or 1 (provided that
 x = 1 when y = 0 and x = 0 when y = 1);
 n is 0 or 1; X is H or CN;
 and wherein R¹, R², R³ and R⁴ are as described
 herein.

15 A method is also provided for treating diabetes and
 related diseases, especially Type II diabetes, and other
 diseases as set out herein, employing such DP 4 inhibitor
 or a combination of such DP 4 inhibitor and one or more
 of another antidiabetic agent such as metformin,
 glyburide, troglitazone, pioglitazone, rosiglitazone
20 and/or insulin and/or one or more of a hypolipidemic
 agent and/or anti-obesity agent and/or other therapeutic
 agent.

DECLARATION AND POWER OF ATTORNEY FOR U.S. PATENT APPLICATIONS

As a below named inventor, I hereby declare that:

My residence, post office address and citizenship are as stated below next to my name,
and

I believe I am an original, first and joint inventor of the subject matter which is claimed
and for which a patent is sought on the invention entitled

CYCLOPROPYL-FUSED PYRROLIDINE-BASED INHIBITORS
OF DIPEPTIDYL PEPTIDASE IV AND METHOD

the specification of which is attached hereto.

I hereby state that I have reviewed and understand the contents of the above identified
specification, including the claims.

I acknowledge my duty to disclose all information which is known by me to be material to
the patentability of this application as defined in 37 C.F.R. §1.56.

I hereby claim the benefit under 35 U.S.C. §119(a)-(d) or §365(b) of any foreign
application(s) for patent or inventor's certificate listed below and under 35 U.S.C. §365(a) of any
PCT international application(s) designating at least one country other than the United States
listed below and have also listed below any foreign application(s) for patent or inventor's
certificate or any PCT international application(s) designating at least one country other than the
United States for the same subject matter and having a filing date before that of the application
the priority of which is claimed for that subject matter:

None

I hereby claim the benefit under 35 USC §119(e) of any United States provisional
application(s) listed below:

Application No.

Filing Date

60/188,555

March 10, 2000

I hereby claim the benefit under 35 U.S.C. §120 of any United States application(s) listed below and under 35 U.S.C. §365(c) of any PCT international application(s) designating the United States listed below and, insofar as the subject matter of each of the claims of this application is not disclosed in said prior application(s) in the manner required by the first paragraph of 35 U.S.C. §112, I acknowledge the duty to disclose all information known by me to be material to patentability as defined in 37 C.F.R. §1.56 which became available between the filing date(s) of the prior application(s) and the national or PCT international filing date of this application:

None


I hereby appoint the attorneys and agents associated with **Customer No. 23914**, respectively and individually, as my attorneys and agents, with full power of substitution and revocation, to prosecute this application and to transact all business in the Patent and Trademark Office connected therewith.

Please address all communications to the address associated with **Customer No. 23914**, which is currently Marla J. Mathias, Bristol-Myers Squibb Company, Patent Department, P.O. Box 4000, Princeton, NJ 08543-4000.

I hereby declare that all statements made herein of my own knowledge are true and that all statements made on information and belief are believed to be true; and further that these statements were made with the knowledge that willful false statements and the like so made are punishable by fine or imprisonment, or both, under 18 U.S.C. §1001 and that such willful false statements may jeopardize the validity of the application or any patent issued thereon.

FIRST JOINT INVENTOR:

Full name : **Jeffrey A. Robl**

Signature : 

Date : 2-13-2001
(MM/DD/YY)


Citizenship : United States of America

Residence : Newtown, Pennsylvania

P.O. Address : 7 Tulip Drive
Newtown, Pennsylvania 18940

SECOND JOINT INVENTOR:

Full name : **Richard B. Sulsky**

Signature : 

Date : 13 Feb 2001
(MM/DD/YY)

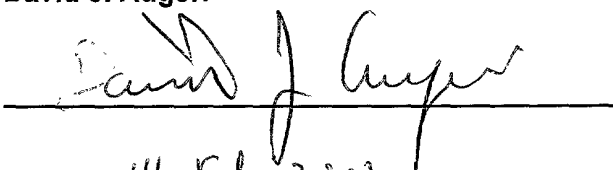
Citizenship : United States of America

Residence : West Trenton, New Jersey

P.O. Address : 2 Coventry Square
West Trenton, New Jersey 08628

THIRD JOINT INVENTOR:

Full name : **David J. Augeri**

Signature : 

Date : 14 Feb 2001
(MM/DD/YY)

Citizenship : United States of America

Residence : Princeton, New Jersey

P.O. Address : 107 Carter Road
Princeton, New Jersey 08540

FOR FILING

FOURTH JOINT INVENTOR:

Full name : **David R. Magnin**

Signature : *David R. Magnin*

Date : 2/13/01
(MM/DD/YY)

Citizenship : United States of America

Residence : Hamilton, New Jersey

P.O. Address : 40 Cottage Court
Hamilton, New Jersey 08690

FIFTH JOINT INVENTOR:

Full name : **Lawrence G. Hamann**

Signature : *Lawrence G. Hamann*

Date : 02/13/01
(MM/DD/YY)

Citizenship : United States of America

Residence : Cherry Hill, New Jersey

P.O. Address : 24 E. Riding Drive
Cherry Hill, New Jersey 08003

SIXTH JOINT INVENTOR:

Full name : **David A. Betebenner**

Signature : *David A. Betebenner*

Date : 02/14/01
(MM/DD/YY)

Citizenship : United States of America

Residence : Lawrenceville, New Jersey

P.O. Address : 3 Easton Court
Lawrenceville, New Jersey 08648

FOURTH JOINT INVENTOR

IMPORTANT: Before this declaration is signed, the patent application (the specification, the claims and this declaration) must be read and understood by each person signing it, and no changes may be made in the application after this declaration has been signed.

FOR FILING

11049 U.S. PTO
02/16/01

02-20-01

A

Docket Number LA005

FILING BY "EXPRESS MAIL" UNDER 37 CFR 1.10

EL600712719US
Express Mail Label Number

2/15/01
Date of Deposit

jc672 U.S. PTO
09/766173
02/16/01

Address to: Assistant Commissioner for Patents
Box Patent Application
Washington, DC 20231

UTILITY PATENT APPLICATION TRANSMITTAL AND FEE SHEET

Transmitted herewith for filing under 37 CFR §1.53(b) is the utility patent application of

Applicant (or identifier): ROBL ET AL.

Title: CYCLOPROPYL-FUSED PYRROLIDINE-BASED INHIBITORS OF
DIPEPTIDYL PEPTIDASE IV AND METHOD

Enclosed are:

- 1. Specification (Including Claims and Abstract) - 135 pages
- 2. Drawings - sheets
- 3. Executed Declaration and Power of Attorney (original or copy)
- 4. Microfiche Computer Program (appendix)
- 5. Nucleotide and/or Amino Acid Sequence Submission
 - Computer Readable Copy
 - Paper Copy
 - Statement Verifying Identity of Above Copies
- 6. Preliminary Amendment
- 7. Assignment Papers (Cover Sheet & Document(s))
- 8. English Translation of
- 9. Information Disclosure Statement
- 10. Certified Copy of Priority Document(s)
- 11. Return Receipt Postcard
- 12. Other:

Filing fee calculation:

- Before calculating the filing fee, please enter the enclosed Preliminary Amendment.
- Before calculating the filing fee, please cancel claims

Basic Filing Fee							\$	710
Multiple Dependent Claim Fee (\$ 270)							\$	
Foreign Language Surcharge (\$ 130)							\$	
	For	Number Filed		Number Extra		Rate		
Extra Claims	Total Claims	24	-20	4	x	\$ 18 =	\$ 72	
	Independent Claims	1	-3	0	x	\$ 80 =	\$	
TOTAL FILING FEE							\$	782

09766173


Please charge Deposit Account No. 19-3880 in the name of Bristol-Myers Squibb Company in the amount of \$782. An additional copy of this paper is enclosed. The Commissioner is hereby authorized to charge any additional fees under 37 CFR §1.16 and §1.17 which may be required in connection with this application, or credit any overpayment, to Deposit Account No. 19-3880 in the name of Bristol-Myers Squibb Company.

Please address all correspondence to the address associated with Customer No. 23914, which is currently:

Marla J. Mathias
Bristol-Myers Squibb Company
Patent Department
P.O. Box 4000
Princeton, NJ 08543-4000

Please direct all telephone calls to the undersigned at the number given below, and all telefaxes to (609) 252-4526.

Respectfully submitted,



Burton Rodney
Attorney for Applicants
Reg. No. 22,076
Tel. No. (609) 252-4336

Date: 2/15/01

RECEIVED FEB 15 2001

CYCLOPROPYL-FUSED PYRROLIDINE-BASED INHIBITORS OF
DIPEPTIDYL PEPTIDASE IV AND METHOD

This application takes priority from U.S.
5 provisional application No. 60/188,555, filed March 10,
2000.

Field of the Invention

The present invention relates to cyclopropyl-fused
10 pyrrolidine-based inhibitors of dipeptidyl peptidase IV
(DP-4), and to a method for treating diabetes, especially
Type II diabetes, as well as hyperglycemia, Syndrome X,
diabetic complications, hyperinsulinemia, obesity,
atherosclerosis and related diseases, as well as various
15 immunomodulatory diseases and chronic inflammatory bowel
disease, employing such cyclopropyl-fused pyrrolidines
alone or in combination with another type antidiabetic
agent and/or other type therapeutic agent.

Background of the Invention

Depeptidyl peptidase IV (DP-4) is a membrane bound
non-classical serine aminodipeptidase which is located in
a variety of tissues (intestine, liver, lung, kidney) as
well as on circulating T-lymphocytes (where the enzyme is
25 known as CD-26). It is responsible for the metabolic
cleavage of certain endogenous peptides (GLP-1(7-36),
glucagon) in vivo and has demonstrated proteolytic
activity against a variety of other peptides (GHRH, NPY,
GLP-2, VIP) in vitro.

30 GLP-1(7-36) is a 29 amino-acid peptide derived by
post-translational processing of proglucagon in the small
intestine. GLP-1(7-36) has multiple actions in vivo
including the stimulation of insulin secretion,
inhibition of glucagon secretion, the promotion of
35 satiety, and the slowing of gastric emptying. Based on
its physiological profile, the actions of GLP-1(7-36) are
expected to be beneficial in the prevention and treatment

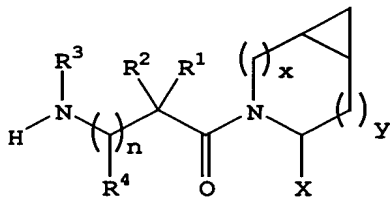
of type II diabetes and potentially obesity. To support this claim, exogenous administration of GLP-1(7-36) (continuous infusion) in diabetic patients has demonstrated efficacy in this patient population.

5 Unfortunately GLP-1(7-36) is degraded rapidly in vivo and has been shown to have a short half-life in vivo ($t_{1/2} \approx 1.5$ min). Based on a study of genetically bred DP-4 KO mice and on in vivo/in vitro studies with selective DP-4 inhibitors, DP-4 has been shown to be the primary
10 degrading enzyme of GLP-1(7-36) in vivo. GLP-1(7-36) is degraded by DP-4 efficiently to GLP-1(9-36), which has been speculated to act as a physiological antagonist to GLP-1(7-36). Thus, inhibition of DP-4 in vivo should potentiate endogenous levels of GLP-1(7-36) and attenuate
15 formation of its antagonist GLP-1(9-36) and thus serve to ameliorate the diabetic condition.

Description of the Invention

In accordance with the present invention,
20 cyclopropyl-fused pyrrolidine-based compounds are provided which inhibit DP-4 and have the structure

I



wherein x is 0 or 1 and y is 0 or 1 (provided that

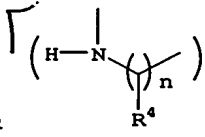
25 x = 1 when y = 0 and
x = 0 when y = 1);
n is 0 or 1;
X is H or CN (that is cyano);

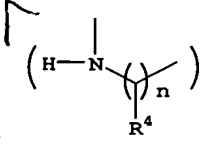
30 R¹, R², R³ and R⁴ are the same or different and are independently selected from H, alkyl, alkenyl, alkynyl, cycloalkyl, cycloalkylalkyl, bicycloalkyl, tricycloalkyl, alkylcycloalkyl, hydroxyalkyl, hydroxyalkylcycloalkyl, hydroxycycloalkyl, hydroxybicycloalkyl, hydroxytricycloalkyl, bicycloalkylalkyl, alkylthioalkyl,

arylalkylthioalkyl, cycloalkenyl, aryl, aralkyl,
 heteroaryl, heteroarylalkyl, cycloheteroalkyl and
 cycloheteroalkylalkyl, all optionally substituted through
 5 available carbon atoms with 1, 2, 3, 4 or 5 groups
 selected from hydrogen, halo, alkyl, polyhaloalkyl,
 alkoxy, haloalkoxy, polyhaloalkoxy, alkoxy-carbonyl,
 alkenyl, alkynyl, cycloalkyl, cycloalkylalkyl,
 polycycloalkyl, heteroarylamino, arylamino,
 cycloheteroalkyl, cycloheteroalkylalkyl, hydroxy,
 10 hydroxyalkyl, nitro, cyano, amino, substituted amino,
 alkylamino, dialkylamino, thiol, alkylthio,
 alkylcarbonyl, acyl, alkoxy-carbonyl, aminocarbonyl,
 alkynylaminocarbonyl, alkylaminocarbonyl,
 alkenylaminocarbonyl, alkylcarbonyloxy,
 15 alkylcarbonylamino, arylcarbonylamino,
 alkylsulfonylamino, alkylaminocarbonylamino,
 alkoxy-carbonylamino, alkylsulfonyl, aminosulfonyl,
 alkylsulfinyl, sulfonamido or sulfonyl;

and R^1 and R^3 may optionally be taken together to
 20 form $-(CR^5R^6)_m-$ where m is 2 to 6, and R^5 and R^6 are the
 same or different and are independently selected from
 hydroxy, alkoxy, cyano, H, alkyl, alkenyl, alkynyl,
 cycloalkyl, cycloalkylalkyl, cycloalkenyl, aryl,
 arylalkyl, heteroaryl, heteroarylalkyl, cycloheteroalkyl,
 25 halo, amino, substituted amino, cycloheteroalkylalkyl,
 alkylcarbonylamino, arylcarbonylamino,
 alkoxy-carbonylamino, aryloxy-carbonylamino,
 alkoxy-carbonyl, aryloxy-carbonyl, or
 alkylaminocarbonylamino, or R^1 and R^4 may optionally be
 30 taken together to form $-(CR^7R^8)_p-$ where p is 2 to 6, and R^7
 and R^8 are the same or different and are independently
 selected from hydroxy, alkoxy, cyano, H, alkyl, alkenyl,
 alkynyl, cycloalkyl, cycloalkylalkyl, cycloalkenyl, aryl,
 arylalkyl, heteroaryl, heteroarylalkyl, cycloheteroalkyl,
 35 halo, amino, substituted amino, cycloheteroalkylalkyl,
 alkylcarbonylamino, arylcarbonylamino,
 alkoxy-carbonylamino, aryloxy-carbonylamino,

alkoxycarbonyl, aryloxycarbonyl, or
alkylaminocarbonylamino, or optionally R¹ and R³ together

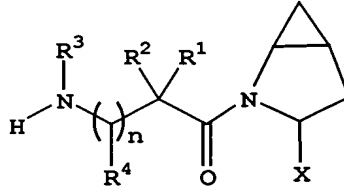
with  form a 5 to 7 membered ring containing a
total of 2 to 4 heteroatoms selected from N, O, S, SO, or
5 SO₂;

or optionally R¹ and R³ together with  form
a 4 to 8 membered cycloheteroalkyl ring wherein the
cycloheteroalkyl ring has an optional aryl ring fused
thereto or an optional 3 to 7 membered cycloalkyl ring
10 fused thereto;

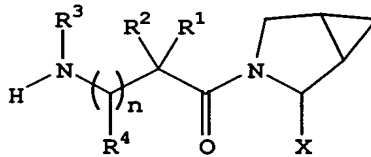
and including pharmaceutically acceptable salts
thereof, and prodrug esters thereof, and all
stereoisomers thereof.

Thus, the compounds of formula I of the invention
15 include the following structures

IA



IB



20

In addition, in accordance with the present
invention, a method is provided for treating diabetes,
especially Type II diabetes, as well as impaired glucose
homeostasis, impaired glucose tolerance, infertility,
25 polycystic ovary syndrome, growth disorders,
frailty, arthritis, allograft rejection in transplanta-
tion, autoimmune diseases (such as scleroderma and

multiple sclerosis), various immunomodulatory diseases (such as lupus erythematosus or psoriasis), AIDS, intestinal diseases (such as necrotizing enteritis, microvillus inclusion disease or celiac disease),
5 inflammatory bowel syndrome, chemotherapy-induced intestinal mucosal atrophy or injury, anorexia nervosa, osteoporosis, Syndrome X, dysmetabolic syndrome, diabetic complications, hyperinsulinemia, obesity, atherosclerosis and related diseases, as well as inflammatory bowel
10 disease (such as Crohn's disease and ulcerative colitis), wherein a therapeutically effective amount of a compound of structure I (which inhibits DP 4) is administered to a human patient in need of treatment.

The conditions, diseases, and maladies collectively
15 referenced to as "Syndrome X" or Metabolic Syndrome are detailed in Johannsson *J. Clin. Endocrinol. Metab.*, 82, 727-734 (1997).

In addition, in accordance with the present invention, a method is provided for treating diabetes and
20 related diseases as defined above and hereinafter as well as any of the other disease states mentioned above, wherein a therapeutically effective amount of a combination of a compound of structure I and one, two, three or more of other types of antidiabetic agent(s)
25 (which may be employed to treat diabetes and related diseases) and/or one, two or three or more other types of therapeutic agent(s) is administered to a human patient in need of treatment.

The term "diabetes and related diseases" refers to
30 Type II diabetes, Type I diabetes, impaired glucose tolerance, obesity, hyperglycemia, Syndrome X, dysmetabolic syndrome, diabetic complications, dysmetabolic syndrome, and hyperinsulinemia.

The conditions, diseases and maladies collectively
35 referred to as "diabetic complications" include retinopathy, neuropathy and nephropathy, and other known complications of diabetes.

The term "other type(s) of therapeutic agents" as employed herein refers to one or more antidiabetic agents (other than DP4 inhibitors of formula I), one or more anti-obesity agents, and/or one or more lipid-modulating agents (including anti-atherosclerosis agents), and/or one or more infertility agents, one or more agents for treating polycystic ovary syndrome, one or more agents for treating growth disorders, one or more agents for treating frailty, one or more agents for treating arthritis, one or more agents for preventing allograft rejection in transplantation, one or more agents for treating autoimmune diseases, one or more anti-AIDS agents, one or more anti-osteoporosis agents, one or more agents for treating immunomodulatory diseases, one or more agents for treating chronic inflammatory bowel disease or syndrome and/or one or more agents for treating anorexia nervosa.



The term "lipid-modulating" agent as employed herein refers to agents which lower LDL and/or raise HDL and/or lower triglycerides and/or lower total cholesterol and/or other known mechanisms for therapeutically treating lipid disorders.


In the above methods of the invention, the compound of structure I will be employed in a weight ratio to the antidiabetic agent or other type therapeutic agent (depending upon its mode of operation) within the range from about 0.01:1 to about 500:1, preferably from about 0.1:1 to about 100:1, more preferably from about 0.2:1 to about 10:1.

Preferred are compounds of formula I wherein R^3 is H or alkyl, R^1 is H, alkyl, cycloalkyl, bicycloalkyl, tricycloalkyl, alkylcycloalkyl, hydroxyalkyl, hydroxytricycloalkyl, hydroxycycloalkyl, hydroxybicycloalkyl, or hydroxyalkylcycloalkyl, R^2 is H or alkyl, n is 0, X is CN, x is 0 or 1 and y is 0 or 1.

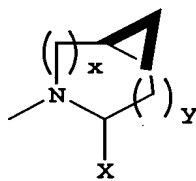
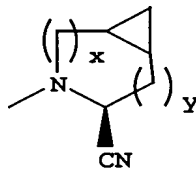
7

Most preferred are preferred compounds of formula

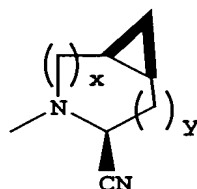
I as described above where X is  CN or  CN and/or wherein the fused cyclopropyl group is

identified as  .

5 Thus, preferred compounds of formula I of the invention will include the moiety:

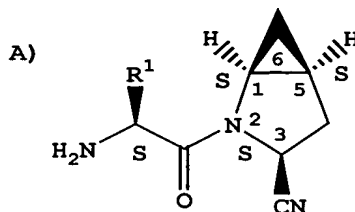


or



Particularly preferred are the following compounds:

15

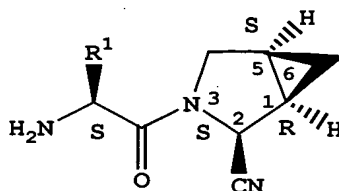


[1S, 2(2S), 3S, 5S]

wherein R¹ is alkyl, cycloalkyl, bicycloalkyl, tricycloalkyl, alkylcycloalkyl, hydroxyalkyl, hydroxycycloalkyl, hydroxyalkylcycloalkyl, hydroxybicycloalkyl or hydroxytricycloalkyl;

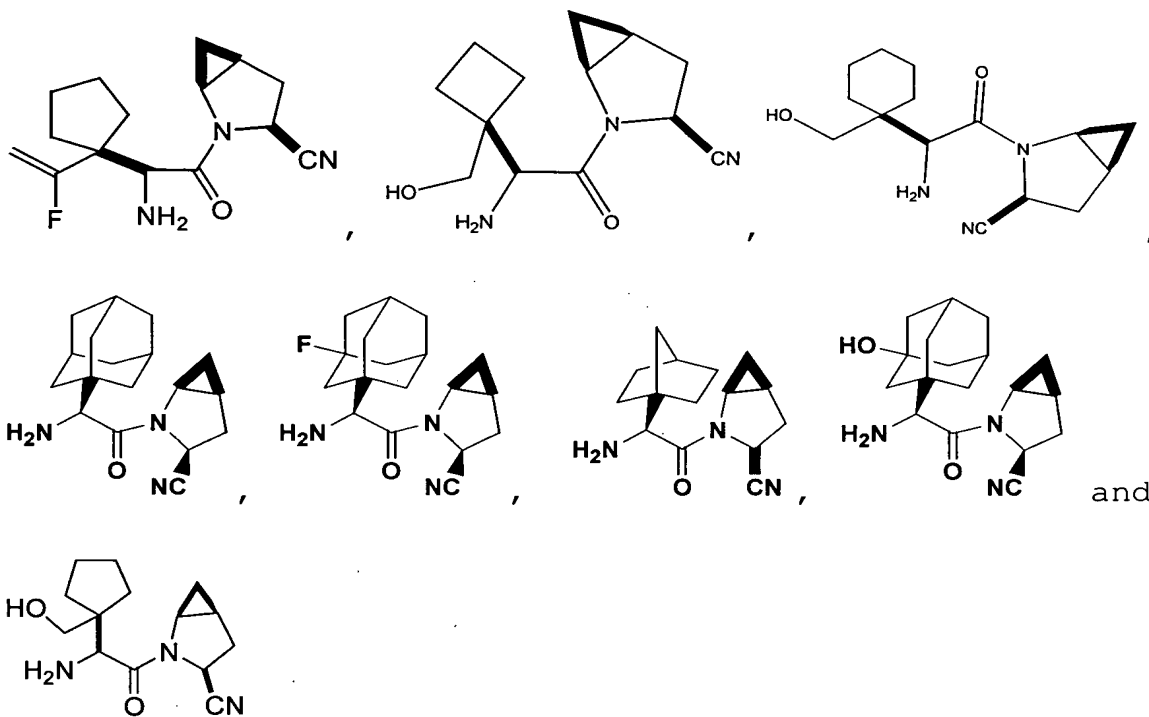
20

B)



[1R,2S,3(2S),5S]

wherein R¹ is alkyl, cycloalkyl, bicycloalkyl, tricycloalkyl, hydroxybicycloalkyl, hydroxytricycloalkyl, 5 alkylcycloalkyl, hydroxyalkyl, hydroxycycloalkyl or hydroxyalkylcycloalkyl as well as the following:



10

and

Detailed Description of the Invention

15

Compounds of the structure I may be generated by the methods as shown in the following reaction schemes and the description thereof.

20

Referring to Reaction Scheme 1, compound 1, where PG₁ is a common amine protecting group such as Boc, Cbz, or Fmoc and X¹ is H or CO₂R⁹ as set out below, may be generated by methods as described herein or in the literature (for example see Sagnard et al, Tet-Lett., 1995, 36, pp. 3148-3152, Tverezovsky et al, Tetrahedron,

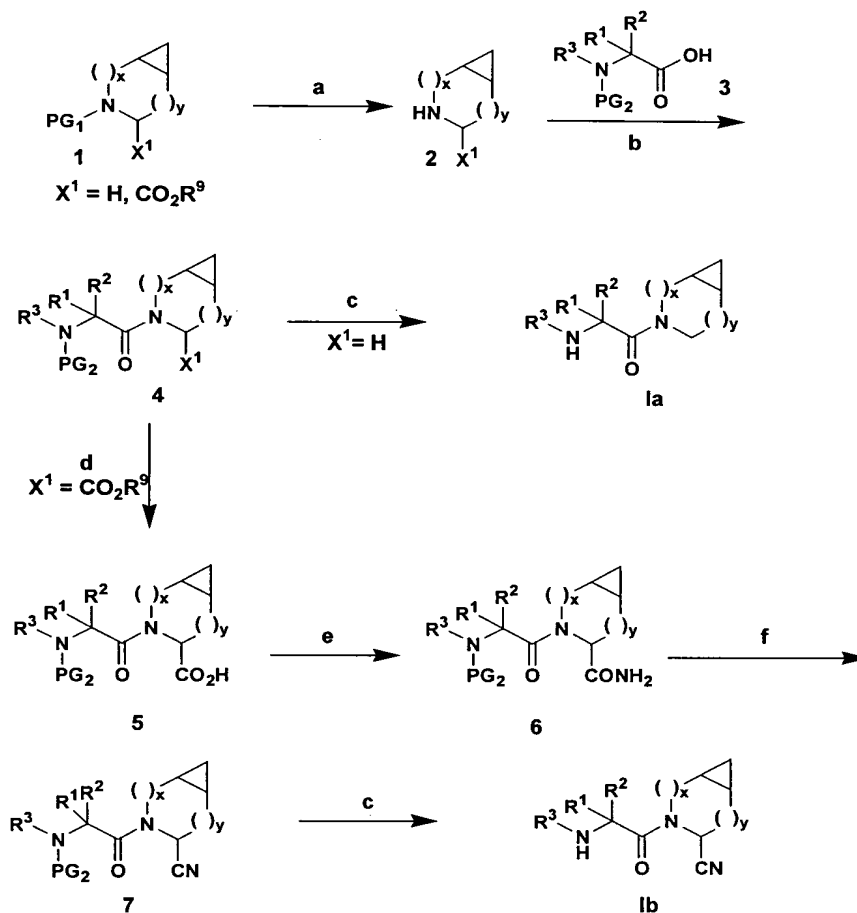
1997, 53, pp. 14773-14792, Hanessian et al, Bioorg. Med. Chem. Lett., 1998, 8, p. 2123-2128). Removal of the PG₁ group by conventional methods (e.g. (1) TFA or HCl when PG₁ is Boc, or (2) H₂/Pd/C, TMSI when PG₁ is Cbz, or (3) Et₂NH when PG₁ is (Fmoc) affords the free amine 2. Amine 2 may be coupled to various protected amino acids such as 3 (where PG₂ can be any of the PG₁ protecting groups) using standard peptide coupling conditions (e.g. EDAC/HOAT, *i*-BuCOCOC1/TEA, PyBop/NMM) to afford the corresponding dipeptide 4. Removal of the amine protecting group PG₂ provides compound Ia of the invention where X=H.

In the case where X¹=CO₂R⁹ (where R⁹ is alkyl or aralkyl groups such as methyl, ethyl, *t*-butyl, or benzyl), the ester may be hydrolyzed under a variety of conditions, for example with aqueous NaOH in a suitable solvent such as methanol, THF, or dioxane, to provide the acid 5. Conversion of the acid group to the primary carboxamide, affording 6, may be effected by activation of the acid group (e.g. employing *i*-BuOCOC1/TEA or EDAC) followed by treatment with NH₃ or an ammonia equivalent in a solvent such as dioxane, ether, or methanol. The amide functionality may be converted to the nitrile group by a variety of standard conditions (e.g. POCl₃/pyridine/imidazole or cyanuric chloride/DMF or trifluoroacetic anhydride, THF, pyridine) to give 7. Finally, removal of the PG₂ protecting group similar to above provides compound of the invention Ib.

In a different sequence (Scheme 2), compound 1 where X¹ is CO₂R⁹ may be saponified to the acid and subsequently amidated as described above to give amide 8. Removal of the PG₁ group followed by peptide coupling to 3 affords compound 6, an intermediate in the synthesis of Ib.

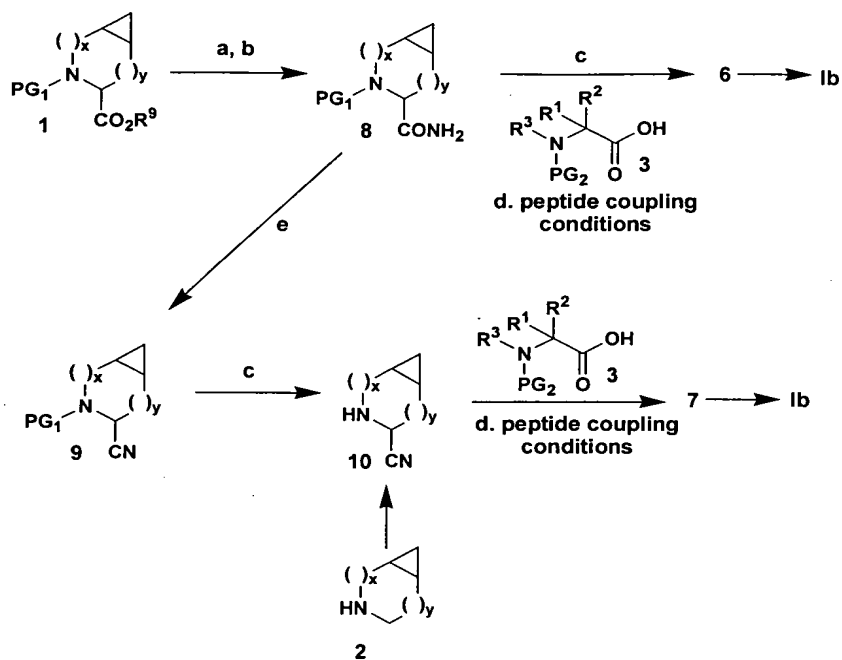
Alternately, the carboxamide group in 8 may be converted to the nitrile as described above to give compound 9. Deprotection of PG₁ affords 10 which may be

subject to standard peptide coupling conditions to afford 7, an intermediate in the synthesis of Ib. Compound 10 may also be generated by oxidation of the amine 2 (e.g. NCS) followed by hydrolysis and subsequent cyanide treatment. Compound 10 may be obtained as a mixture of stereoisomers or a single isomer/diastereomer which may be epimerized (employing conventional procedures) to afford a mixture of stereoisomers.

10 **Scheme 1**

a. $PG_1 = Boc, TFA$ or HCl ; $PG_1 = Cbz, H_2/Pd/C$ or $TMSI$; $PG_1 = Fmoc, Et_2NH$ b. $EDAC, HOBT, DMF$ or $i-BuOCOCi/TEA$ or $PyBop, NMM$ c. $PG_2 = PG_1$, (see conditions for a) d. $LiOH$ or $NaOH$ $MeOH$ or THF/H_2O or dioxane e. $i-BuOCOCi/NMM$ or $i-BuOCOCi/TEA$ or $EDAC$, then NH_3 in dioxane or Et_2O f. $POCl_3$, pyridine, imidazole or cyanuric chloride, DMF or $TFAA, THF, pyridine$.

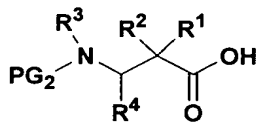
Scheme 2



a. LiOH or NaOH in MeOH or THF/H₂O or dioxane b. *i*-BuOCOC/ NMM or *i*-BuOCOC/TEA or EDAC, then NH₃ in dioxane or Et₂O c. PG₁ = Boc, TFA or HCl; PG₁ = Cbz, H₂/Pd/C or TMSI; PG₁ = FMOC, Et₂NH d. EDAC, HOBT, DMF or *i*-BuOCOC/ TEA or PyBop, NMM e. POCl₃, pyridine, imidazole or cyanuric chloride, DMF.

5

In a like manner, β -amino acids such as

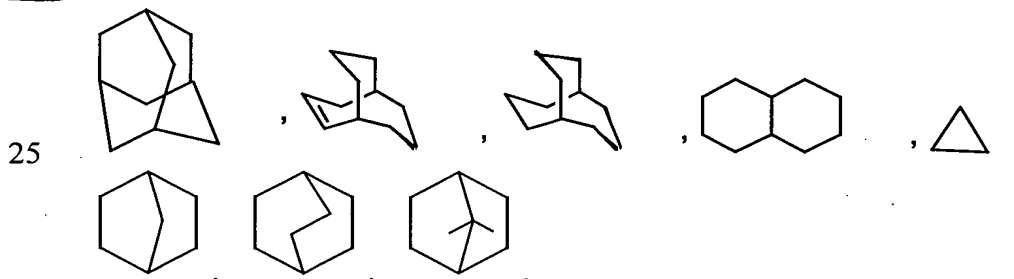


may be coupled with 2, the free amine of 8, or 10 to give the corresponding amides which may be converted to the β -amino acid derivatives of compound Ia or Ib following the same chemistry.

Unless otherwise indicated, the term "lower alkyl", "alkyl" or "alk" as employed herein alone or as part of another group includes both straight and branched chain hydrocarbons, containing 1 to 20 carbons, preferably 1 to 10 carbons, more preferably 1 to 8 carbons, in the normal chain, such as methyl, ethyl, propyl, isopropyl, butyl, *t*-butyl, isobutyl, pentyl, hexyl, isohexyl, heptyl, 4,4-dimethylpentyl, octyl, 2,2,4-trimethyl-pentyl, nonyl, decyl, undecyl, dodecyl,

the various branched chain isomers thereof, and the like as well as such groups including 1 to 4 substituents such as halo, for example F, Br, Cl or I or CF₃, alkyl, alkoxy, aryl, aryloxy, aryl(aryl) or diaryl, arylalkyl, arylalkoxy, alkenyl, cycloalkyl, cycloalkylalkyl, cycloalkylalkoxy, amino, hydroxy, hydroxyalkyl, acyl, heteroaryl, heteroaryloxy, heteroarylalkyl, heteroarylalkoxy, aryloxyalkyl, alkylthio, arylalkylthio, aryloxyaryl, alkylamido, alkanoylamino, arylcarbonylamino, nitro, cyano, thiol, haloalkyl, trihaloalkyl and/or alkylthio.

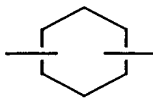
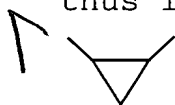
Unless otherwise indicated, the term "cycloalkyl" as employed herein alone or as part of another group includes saturated or partially unsaturated (containing 1 or 2 double bonds) cyclic hydrocarbon groups containing 1 to 3 rings, including monocyclic alkyl, bicyclic alkyl (or bicycloalkyl) and tricyclic alkyl (tricycloalkyl), containing a total of 3 to 20 carbons forming the ring, preferably 3 to 10 carbons, forming the ring and which may be fused to 1 or 2 aromatic rings as described for aryl, which includes cyclopropyl, cyclobutyl, cyclopentyl, cyclohexyl, cycloheptyl, cyclooctyl, cyclodecyl and cyclododecyl, cyclohexenyl, adamantyl,



any of which groups may be optionally substituted with 1 to 4 substituents such as halogen, alkyl, alkoxy, hydroxy, aryl, aryloxy, arylalkyl, cycloalkyl, hydroxyalkyl, alkylamido, alkanoylamino, oxo, acyl, arylcarbonylamino, amino, nitro, cyano, thiol and/or alkylthio and/or any of the substituents for alkyl.

The term "cycloalkenyl" as employed herein alone or as part of another group refers to cyclic hydrocarbons containing 3 to 12 carbons, preferably 5 to 10 carbons and 1 or 2 double bonds. Exemplary cycloalkenyl groups include cyclopentenyl, cyclohexenyl, cycloheptenyl, cyclooctenyl, cyclohexadienyl, and cycloheptadienyl, which may be optionally substituted as defined for cycloalkyl.

The term "cycloalkylene" as employed herein refers to a "cycloalkyl" group which includes free bonds and thus is a linking group such as



and the like, and may optionally be substituted as defined above for "cycloalkyl".

The term "alkanoyl" as used herein alone or as part of another group refers to alkyl linked to a carbonyl group.

Unless otherwise indicated, the term "lower alkenyl" or "alkenyl" as used herein by itself or as part of another group refers to straight or branched chain radicals of 2 to 20 carbons, preferably 2 to 12 carbons, and more preferably 1 to 8 carbons in the normal chain, which include one to six double bonds in the normal chain, such as vinyl, 2-propenyl, 3-butenyl, 2-butenyl, 4-pentenyl, 3-pentenyl, 2-hexenyl, 3-hexenyl, 2-heptenyl, 3-heptenyl, 4-heptenyl, 3-octenyl, 3-nonenyl, 4-decenyl, 3-undecenyl, 4-dodecenyl, 4,8,12-tetradecatrienyl, and the like, and which may be optionally substituted with 1 to 4 substituents, namely, halogen, haloalkyl, alkyl, alkoxy, alkenyl, alkynyl, aryl, arylalkyl, cycloalkyl, amino, hydroxy, heteroaryl, cycloheteroalkyl, alkanoylamino, alkylamido, arylcarbonyl-amino, nitro, cyano, thiol, alkylthio and/or any of the alkyl substituents set out herein.

Unless otherwise indicated, the term "lower alkynyl" or "alkynyl" as used herein by itself or as part of another group refers to straight or branched chain

radicals of 2 to 20 carbons, preferably 2 to 12 carbons and more preferably 2 to 8 carbons in the normal chain, which include one triple bond in the normal chain, such as 2-propynyl, 3-butynyl, 2-butynyl, 4-pentynyl, 3-pentynyl, 2-hexynyl, 3-hexynyl, 2-heptynyl, 3-heptynyl, 4-heptynyl, 3-octynyl, 3-nonynyl, 4-decynyl, 3-undecynyl, 4-dodecynyl and the like, and which may be optionally substituted with 1 to 4 substituents, namely, halogen, haloalkyl, alkyl, alkoxy, alkenyl, alkynyl, aryl, arylalkyl, cycloalkyl, amino, heteroaryl, cycloheteroalkyl, hydroxy, alkanoylamino, alkylamido, arylcarbonylamino, nitro, cyano, thiol, and/or alkylthio, and/or any of the alkyl substituents set out herein.

The terms "arylalkenyl" and "arylalkynyl" as used alone or as part of another group refer to alkenyl and alkynyl groups as described above having an aryl substituent.

Where alkyl groups as defined above have single bonds for attachment to other groups at two different carbon atoms, they are termed "alkylene" groups and may optionally be substituted as defined above for "alkyl".

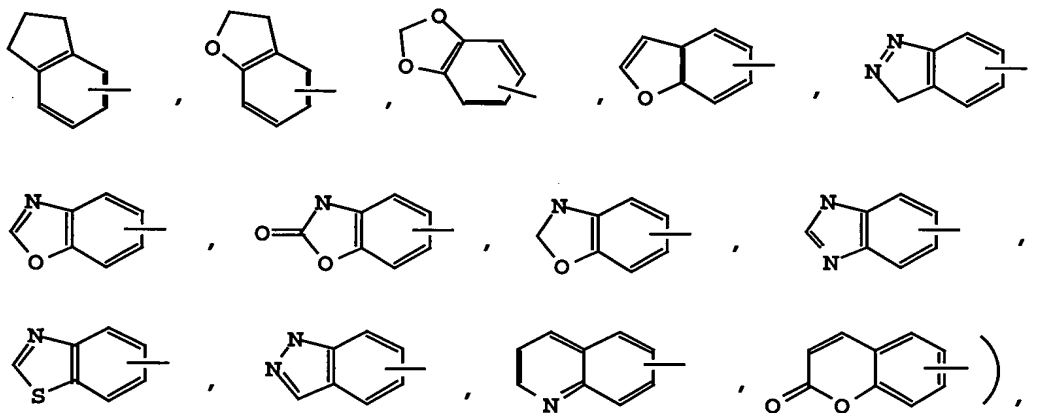
Where alkenyl groups as defined above and alkynyl groups as defined above, respectively, have single bonds for attachment at two different carbon atoms, they are termed "alkenylene groups" and "alkynylene groups", respectively, and may optionally be substituted as defined above for "alkenyl" and "alkynyl".

The term "halogen" or "halo" as used herein alone or as part of another group refers to chlorine, bromine, fluorine, and iodine as well as CF_3 , with chlorine or fluorine being preferred.

The term "metal ion" refers to alkali metal ions such as sodium, potassium or lithium and alkaline earth metal ions such as magnesium and calcium, as well as zinc and aluminum.

Unless otherwise indicated, the term "aryl" as employed herein alone or as part of another group refers to monocyclic and bicyclic aromatic groups containing 6 to 10 carbons in the ring portion (such as phenyl or naphthyl including 1-naphthyl and 2-naphthyl) and may optionally include one to three additional rings fused to a carbocyclic ring or a heterocyclic ring (such as aryl, cycloalkyl, heteroaryl or cycloheteroalkyl rings for example

10



and may be optionally substituted through available carbon atoms with 1, 2, or 3 groups selected from hydrogen, halo, haloalkyl, alkyl, haloalkyl, alkoxy, haloalkoxy, alkenyl, trifluoromethyl, trifluoromethoxy, alkynyl, cycloalkylalkyl, cycloheteroalkyl, cycloheteroalkylalkyl, aryl, heteroaryl, arylalkyl, aryloxy, aryloxyalkyl, arylalkoxy, arylthio, arylazo, heteroarylalkyl, heteroarylalkenyl, heteroarylheteroaryl, heteroaryloxy, hydroxy, nitro, cyano, amino, substituted amino wherein the amino includes 1 or 2 substituents (which are alkyl, aryl or any of the other aryl compounds mentioned in the definitions), thiol, alkylthio, arylthio, heteroarylthio, arylthioalkyl, alkoxyarylthio, alkylcarbonyl, arylcarbonyl, alkylaminocarbonyl, arylaminocarbonyl, alkoxy carbonyl, aminocarbonyl, alkylcarbonyloxy, arylcarbonyloxy, alkylcarbonylamino, arylcarbonylamino, arylsulfinyl, arylsulfinylalkyl,

arylsulfonylamino or arylsulfon-aminocarbonyl and/or any of the alkyl substituents set out herein.

Unless otherwise indicated, the term "lower alkoxy", "alkoxy", "aryloxy" or "aralkoxy" as employed
5 herein alone or as part of another group includes any of the above alkyl, aralkyl or aryl groups linked to an oxygen atom.

Unless otherwise indicated, the term "substituted amino" as employed herein alone or as part of another
10 group refers to amino substituted with one or two substituents, which may be the same or different, such as alkyl, aryl, arylalkyl, heteroaryl, heteroarylalkyl, cycloheteroalkyl, cycloheteroalkylalkyl, cycloalkyl, cycloalkylalkyl, haloalkyl, hydroxyalkyl, alkoxyalkyl or
15 thioalkyl. These substituents may be further substituted with any of the R¹ groups or substituents for R¹ as set out above. In addition, the amino substituents may be taken together with the nitrogen atom to which they are attached to form 1-pyrrolidinyl, 1-piperidinyl, 1-
20 azepinyl, 4-morpholinyl, 4-thiamorpholinyl, 1-piperazinyl, 4-alkyl-1-piperazinyl, 4-arylalkyl-1-piperazinyl, 4-diarylalkyl-1-piperazinyl, 1-pyrrolidinyl, 1-piperidinyl, or 1-azepinyl, optionally substituted with alkyl, alkoxy, alkylthio, halo, trifluoromethyl or
25 hydroxy.

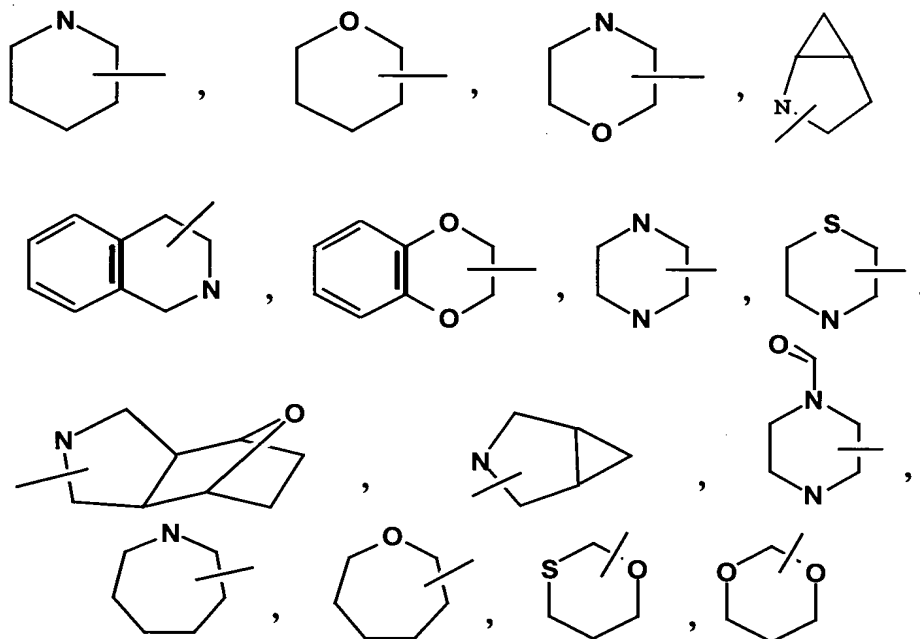
Unless otherwise indicated, the term "lower alkylthio", "alkylthio", "arylthio" or "aralkylthio" as employed herein alone or as part of another group
30 includes any of the above alkyl, aralkyl or aryl groups linked to a sulfur atom.

Unless otherwise indicated, the term "lower alkylamino", "alkylamino", "arylamino", or "arylalkylamino" as employed herein alone or as part of another group includes any of the above alkyl, aryl or
35 arylalkyl groups linked to a nitrogen atom.

Unless otherwise indicated, the term "acyl" as employed herein by itself or part of another group, as

defined herein, refers to an organic radical linked to a
 carbonyl $\left(\begin{array}{c} \text{O} \\ \parallel \\ \text{C} \end{array} \right)$ group; examples of acyl groups include any
 of the R¹ groups attached to a carbonyl, such as
 alkanoyl, alkenoyl, aroyl, aralkanoyl, heteroaroyl,
 5 cycloalkanoyl, cycloheteroalkanoyl and the like.

Unless otherwise indicated, the term
 "cycloheteroalkyl" as used herein alone or as part of
 another group refers to a 5-, 6- or 7-membered saturated
 or partially unsaturated ring which includes 1 to 2
 10 hetero atoms such as nitrogen, oxygen and/or sulfur,
 linked through a carbon atom or a heteroatom, where
 possible, optionally via the linker (CH₂)_r (where r is 1,
 2 or 3), such as:

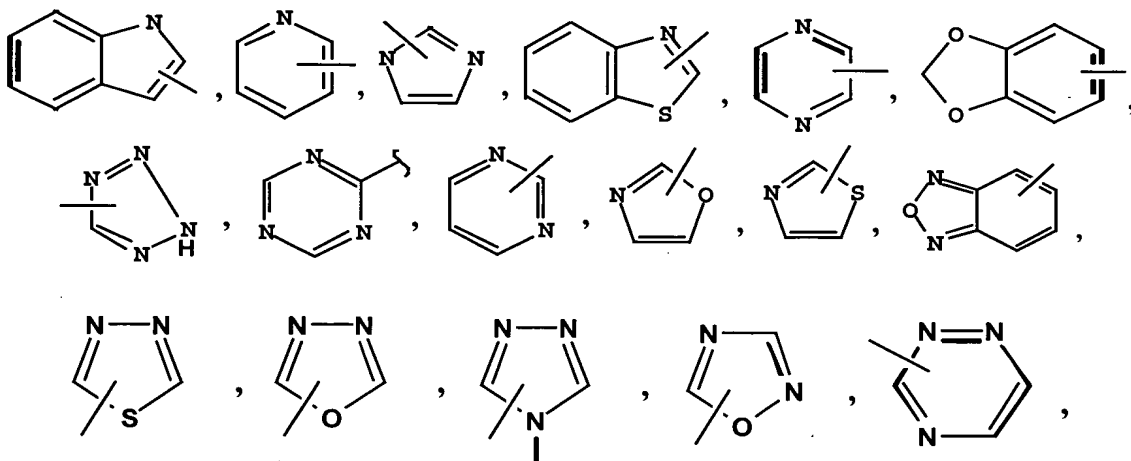
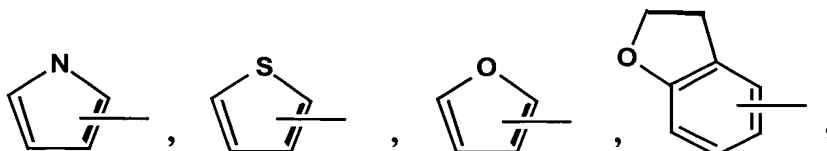


and the like. The above groups may include 1 to 4
 20 substituents such as alkyl, halo, oxo and/or any of the
 alkyl substituents set out herein. In addition, any of
 the cycloheteroalkyl rings can be fused to a cycloalkyl,
 aryl, heteroaryl or cycloheteroalkyl ring.

Unless otherwise indicated, the term "heteroaryl"
 25 as used herein alone or as part of another group refers
 to a 5- or 6- membered aromatic ring which includes 1, 2,

3 or 4 hetero atoms such as nitrogen, oxygen or sulfur, and such rings fused to an aryl, cycloalkyl, heteroaryl or cycloheteroalkyl ring (e.g. benzothiophenyl, indolyl), and includes possible N-oxides. The heteroaryl group may optionally include 1 to 4 substituents such as any of the substituents set out above for alkyl. Examples of heteroaryl groups include the following:

10



15 and the like.

The term "cycloheteroalkylalkyl" as used herein alone or as part of another group refers to cycloheteroalkyl groups as defined above linked through a C atom or heteroatom to a $(CH_2)_r$ chain.

20

The term "heteroarylalkyl" or "heteroarylalkenyl" as used herein alone or as part of another group refers to a heteroaryl group as defined above linked through a C atom or heteroatom to a $-(CH_2)_r-$ chain, alkylene or alkenylene as defined above.

25

The term "polyhaloalkyl" as used herein refers to an "alkyl" group as defined above which includes from 2 to 9, preferably from 2 to 5, halo substituents, such as F or Cl, preferably F, such as CF_3CH_2 , CF_3 or $CF_3CF_2CH_2$.

The term "polyhaloalkoxy" as used herein refers to an "alkoxy" or "alkyloxy" group as defined above which includes from 2 to 9, preferably from 2 to 5, halo substituents, such as F or Cl, preferably F, such as
5 CF₃CH₂O, CF₃O or CF₃CF₂CH₂O.

All stereoisomers of the compounds of the instant invention are contemplated, either in admixture or in pure or substantially pure form. The compounds of the present invention can have asymmetric centers at any of
10 the carbon atoms including any one or the R substituents. Consequently, compounds of formula I can exist in enantiomeric or diastereomeric forms or in mixtures thereof. The processes for preparation can utilize racemates, enantiomers or diastereomers as starting
15 materials. When diastereomeric or enantiomeric products are prepared, they can be separated by conventional methods for example, chromatographic or fractional crystallization.

Where desired, the compounds of structure I may be
20 used in combination with one or more other types of antidiabetic agents (employed to treat diabetes and related diseases) and/or one or more other types of therapeutic agents which may be administered orally in the same dosage form, in a separate oral dosage form or
25 by injection.

The other type of antidiabetic agent which may be optionally employed in combination with the DP4 inhibitor of formula I may be 1,2,3 or more antidiabetic agents or antihyperglycemic agents including insulin secretagogues
30 or insulin sensitizers, or other antidiabetic agents preferably having a mechanism of action different from DP4 inhibition and may include biguanides, sulfonyl ureas, glucosidase inhibitors, PPAR γ agonists, such as thiazolidinediones, SGLT2 inhibitors, PPAR α/γ dual
35 agonists, α P2 inhibitors, glycogen phosphorylase inhibitors, advanced glycosylation end (AGE) products inhibitors, and/or meglitinides, as well as insulin,

and/or glucagon-like peptide-1 (GLP-1) or mimetics thereof.

5 It is believed that the use of the compounds of structure I in combination with 1, 2, 3 or more other antidiabetic agents produces antihyperglycemic results greater than that possible from each of these medicaments alone and greater than the combined additive antihyperglycemic effects produced by these medicaments.

10 The other antidiabetic agent may be an oral antihyperglycemic agent preferably a biguanide such as metformin or phenformin or salts thereof, preferably metformin HCl.

15 Where the other antidiabetic agent is a biguanide, the compounds of structure I will be employed in a weight ratio to biguanide within the range from about 0.01:1 to about 100:1, preferably from about 0.1:1 to about 5:1.

20 The other antidiabetic agent may also preferably be a sulfonyl urea such as glyburide (also known as glibenclamide), glimepiride (disclosed in U.S. Patent No. 4,379,785), glipizide, gliclazide or chlorpropamide, other known sulfonylureas or other antihyperglycemic agents which act on the ATP-dependent channel of the β -cells, with glyburide and glipizide being preferred, which may be administered in the same or in separate oral
25 dosage forms.

The compounds of structure I will be employed in a weight ratio to the sulfonyl urea in the range from about 0.01:1 to about 100:1, preferably from about 0.05:1 to about 5:1.

30 The oral antidiabetic agent may also be a glucosidase inhibitor such as acarbose (disclosed in U.S. Patent No. 4,904,769) or miglitol (disclosed in U.S. Patent No. 4,639,436), which may be administered in the same or in a separate oral dosage forms.

35 The compounds of structure I will be employed in a weight ratio to the glucosidase inhibitor within the

range from about 0.01:1 to about 100:1, preferably from about 0.2:1 to about 50:1.

The compounds of structure I may be employed in combination with a PPAR γ agonist such as a
5 thiazolidinedione oral anti-diabetic agent or other insulin sensitizers (which has an insulin sensitivity effect in NIDDM patients) such as troglitazone (Warner-Lambert's Rezulin[®], disclosed in U.S. Patent No. 4,572,912), rosiglitazone (SKB), pioglitazone (Takeda),
10 Mitsubishi's MCC-555 (disclosed in U.S. Patent No. 5,594,016), Glaxo-Wellcome's GL-262570, englitazone (CP-68722, Pfizer) or darglitazone (CP-86325, Pfizer, isaglitazone (MIT/J&J), JTT-501 (JPNT/P&U), L-895645 (Merck), R-119702 (Sankyo/WL), NN-2344 (Dr. Reddy/NN), or
15 YM-440 (Yamanouchi), preferably rosiglitazone and pioglitazone.

The compounds of structure I will be employed in a weight ratio to the thiazolidinedione in an amount within the range from about 0.01:1 to about 100:1, preferably
20 from about 0.1:1 to about 10:1.

The sulfonyl urea and thiazolidinedione in amounts of less than about 150 mg oral antidiabetic agent may be incorporated in a single tablet with the compounds of structure I.

25 The compounds of structure I may also be employed in combination with a antihyperglycemic agent such as insulin or with glucagon-like peptide-1 (GLP-1) such as GLP-1(1-36) amide, GLP-1(7-36) amide, GLP-1(7-37) (as disclosed in U.S. Patent No. 5,614,492 to Habener,
30 disclosure of which is incorporated herein by reference), or a GLP-1 mimic such as AC2993 or Exendin-4 (Amylin) and LY-315902 or LY-307167 (Lilly) and NN2211 (Novo-Nordisk), which may be administered via injection, intranasal, or by transdermal or buccal devices.

35 Where present, metformin, the sulfonyl ureas, such as glyburide, glimepiride, glipyrside, glipizide, chlorpropamide and gliclazide and the glucosidase

inhibitors acarbose or miglitol or insulin (injectable, pulmonary, buccal, or oral) may be employed in formulations as described above and in amounts and dosing as indicated in the Physician's Desk Reference (PDR).

5 Where present, metformin or salt thereof may be employed in amounts within the range from about 500 to about 2000 mg per day which may be administered in single or divided doses one to four times daily.

10 Where present, the thiazolidinedione anti-diabetic agent may be employed in amounts within the range from about 0.01 to about 2000 mg/day which may be administered in single or divided doses one to four times per day.

15 Where present insulin may be employed in formulations, amounts and dosing as indicated by the Physician's Desk Reference.

20 Where present GLP-1 peptides may be administered in oral buccal formulations, by nasal administration (for example inhalation spray) or parenterally as described in U.S. Patent Nos. 5,346,701 (TheraTech), 5,614,492 and 5,631,224 which are incorporated herein by reference.

25 The other antidiabetic agent may also be a PPAR α/γ dual agonist such as AR-HO39242 (Astra/Zeneca), GW-409544 (Glaxo-Wellcome), KRP297 (Kyorin Merck) as well as those disclosed by Murakami et al, "A Novel Insulin Sensitizer Acts As a Coligand for Peroxisome Proliferation - Activated Receptor Alpha (PPAR alpha) and PPAR gamma. Effect on PPAR alpha Activation on Abnormal Lipid Metabolism in Liver of Zucker Fatty Rats", Diabetes 47, 1841-1847 (1998), and in U.S. application Serial No. 30 09/664,598, filed September 18, 2000, (attorney file LA29NP) the disclosure of which is incorporated herein by reference, employing dosages as set out therein, which compounds designated as preferred are preferred for use herein.

35 The other antidiabetic agent may be an SGLT2 inhibitor such as disclosed in U.S. application Serial No. 09/679,027, filed October 4, 2000 (attorney file

LA49NP), which is incorporated herein by reference, employing dosages as set out herein. Preferred are the compounds designated as preferred in the above application.

5 The other antidiabetic agent which may be optionally employed in combination with the DP4 inhibitor of formula I may be an α P2 inhibitor such as disclosed in U.S. application Serial No. 09/391,053, filed September 7, 1999, and U.S. application Serial No. 09/519,079,
10 filed March 6, 2000 (attorney file LA27NP), which is incorporated herein by reference, employing dosages as set out herein. Preferred are the compounds designated as preferred in the above application.

15 The other antidiabetic agent which may be optionally employed in combination with the DP4 inhibitor of formula I may be a glycogen phosphorylase inhibitor such as disclosed in WO 96/39384, WO 96/39385, EP 978279, WO 2000/47206, WO 99/43663, and U.S. Patent Nos. 5,952,322 and 5,998,463, WO 99/26659 and EP 1041068.

20 The meglitinide which may optionally be employed in combination with the compound of formula I of the invention may be repaglinide, nateglinide (Novartis) or KAD1229 (PF/Kissei), with repaglinide being preferred.

25 The DP4 inhibitor of formula I will be employed in a weight ratio to the meglitinide, PPAR γ agonist, PPAR α/γ dual agonist, SGLT2 inhibitor, α P2 inhibitor, or glycogen phosphorylase inhibitor within the range from about 0.01:1 to about 100:1, preferably from about 0.1:1 to about 10:1.

30 The hypolipidemic agent or lipid-modulating agent which may be optionally employed in combination with the compounds of formula I of the invention may include 1,2,3 or more MTP inhibitors, HMG CoA reductase inhibitors, squalene synthetase inhibitors, fibric acid derivatives,
35 ACAT inhibitors, lipoxxygenase inhibitors, cholesterol absorption inhibitors, ileal Na^+ /bile acid cotransporter inhibitors, upregulators of LDL receptor activity, ATP

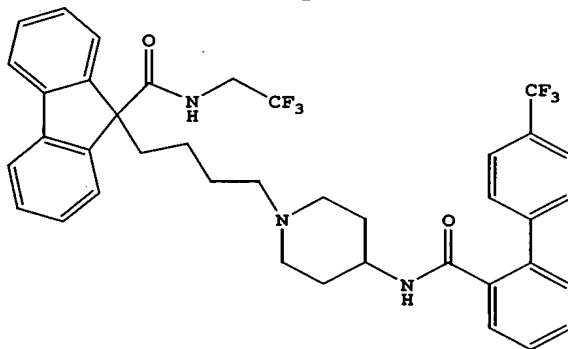
citrate lyase inhibitors, cholesteryl ester transfer protein inhibitors, bile acid sequestrants, and/or nicotinic acid and derivatives thereof.

MTP inhibitors employed herein include MTP
 5 inhibitors disclosed in U.S. Patent No. 5,595,872, U.S. Patent No. 5,739,135, U.S. Patent No. 5,712,279, U.S. Patent No. 5,760,246, U.S. Patent No. 5,827,875, U.S. Patent No. 5,885,983 and U.S. Application Serial No. 09/175,180 filed October 20, 1998, now U.S. Patent No.
 10 5,962,440. Preferred are each of the preferred MTP inhibitors disclosed in each of the above patents and applications.

All of the above U.S. Patents and applications are incorporated herein by reference.

15 Most preferred MTP inhibitors to be employed in accordance with the present invention include preferred MTP inhibitors as set out in U.S. Patent Nos. 5,739,135 and 5,712,279, and U.S. Patent No. 5,760,246 as well as implitapide (Bayer).

20 The most preferred MTP inhibitor is 9-[4-[4-[[2-(2,2,2-Trifluoroethoxy)benzoyl]amino]-1-piperidinyl]butyl]-N-(2,2,2-trifluoroethyl)-9H-fluorene-9-carboxamide



25 The hypolipidemic agent may be an HMG CoA reductase inhibitor which includes, but is not limited to, mevastatin and related compounds as disclosed in U.S. Patent No. 3,983,140, lovastatin (mevinolin) and related compounds as disclosed in U.S. Patent No. 4,231,938,
 30 pravastatin and related compounds such as disclosed in

U.S. Patent No. 4,346,227, simvastatin and related compounds as disclosed in U.S. Patent Nos. 4,448,784 and 4,450,171. Other HMG CoA reductase inhibitors which may be employed herein include, but are not limited to, 5 fluvastatin, disclosed in U.S. Patent No. 5,354,772, cerivastatin disclosed in U.S. Patent Nos. 5,006,530 and 5,177,080, atorvastatin disclosed in U.S. Patent Nos. 4,681,893, 5,273,995, 5,385,929 and 5,686,104, atavastatin (Nissan/Sankyo's nisvastatin (NK-104)) 10 disclosed in U.S. Patent No. 5,011,930, Shionogi-Astra/Zeneca visastatin (ZD-4522) disclosed in U.S. Patent No. 5,260,440.

The squalene synthetase inhibitors suitable for use herein include, but are not limited to, α -phosphono-sulfonates disclosed in U.S. Patent No. 5,712,396, those 15 disclosed by Biller et al, J. Med. Chem., 1988, Vol. 31, No. 10, pp 1869-1871, including isoprenoid (phosphinyl-methyl)phosphonates as well as other known squalene synthetase inhibitors, for example, as disclosed in U.S. 20 Patent No. 4,871,721 and 4,924,024 and in Biller, S.A., Neuenschwander, K., Ponpipom, M.M., and Poulter, C.D., Current Pharmaceutical Design, 2, 1-40 (1996).

In addition, other squalene synthetase inhibitors suitable for use herein include the terpenoid 25 pyrophosphates disclosed by P. Ortiz de Montellano et al, J. Med. Chem., 1977, 20, 243-249, the farnesyl diphosphate analog A and presqualene pyrophosphate (PSQ-PP) analogs as disclosed by Corey and Volante, J. Am. Chem. Soc., 1976, 98, 1291-1293, phosphinylphosphonates 30 reported by McClard, R.W. et al, J.A.C.S., 1987, 109, 5544 and cyclopropanes reported by Capson, T.L., PhD dissertation, June, 1987, Dept. Med. Chem. U of Utah, Abstract, Table of Contents, pp 16, 17, 40-43, 48-51, Summary.

35 Other hypolipidemic agents suitable for use herein include, but are not limited to, fibric acid derivatives, such as fenofibrate, gemfibrozil, clofibrate,

bezafibrate, ciprofibrate, clinofibrate and the like, probucol, and related compounds as disclosed in U.S. Patent No. 3,674,836, probucol and gemfibrozil being preferred, bile acid sequestrants such as cholestyramine, 5 colestipol and DEAE-Sephadex (Secholex®, Policexide®), as well as lipostabil (Rhone-Poulenc), Eisai E-5050 (an N-substituted ethanolamine derivative), imanixil (HOE-402), tetrahydrolipstatin (THL), istigmastanylphosphorylcholine (SPC, Roche), aminocyclodextrin (Tanabe 10 Seiyoku), Ajinomoto AJ-814 (azulene derivative), melinamide (Sumitomo), Sandoz 58-035, American Cyanamid CL-277,082 and CL-283,546 (disubstituted urea derivatives), nicotinic acid, acipimox, acifran, neomycin, p-aminosalicylic acid, aspirin, 15 poly(diallylmethylamine) derivatives such as disclosed in U.S. Patent No. 4,759,923, quaternary amine poly(diallyldimethylammonium chloride) and ionenes such as disclosed in U.S. Patent No. 4,027,009, and other known serum cholesterol lowering agents.

20 The other hypolipidemic agent may be an ACAT inhibitor such as disclosed in, Drugs of the Future 24, 9-15 (1999), (Avasimibe); "The ACAT inhibitor, Cl-1011 is effective in the prevention and regression of aortic fatty streak area in hamsters", Nicolosi et al, 25 Atherosclerosis (Shannon, Irel). (1998), 137(1), 77-85; "The pharmacological profile of FCE 27677: a novel ACAT inhibitor with potent hypolipidemic activity mediated by selective suppression of the hepatic secretion of ApoB100-containing lipoprotein", Ghiselli, Giancarlo, 30 Cardiovasc. Drug Rev. (1998), 16(1), 16-30; "RP 73163: a bioavailable alkylsulfinyl-diphenylimidazole ACAT inhibitor", Smith, C., et al, Bioorg. Med. Chem. Lett. (1996), 6(1), 47-50; "ACAT inhibitors: physiologic mechanisms for hypolipidemic and anti-atherosclerotic 35 activities in experimental animals", Krause et al, Editor(s): Ruffolo, Robert R., Jr.; Hollinger, Manfred A., Inflammation: Mediators Pathways (1995), 173-98,

Publisher: CRC, Boca Raton, Fla.; "ACAT inhibitors: potential anti-atherosclerotic agents", Sliskovic et al, Curr. Med. Chem. (1994), 1(3), 204-25; "Inhibitors of acyl-CoA:cholesterol O-acyl transferase (ACAT) as hypocholesterolemic agents. 6. The first water-soluble ACAT inhibitor with lipid-regulating activity. Inhibitors of acyl-CoA:cholesterol acyltransferase (ACAT). 7. Development of a series of substituted N-phenyl-N'-[(1-phenylcyclopentyl)methyl]ureas with enhanced hypocholesterolemic activity", Stout et al, Chemtracts: Org. Chem. (1995), 8(6), 359-62, or TS-962 (Taisho Pharmaceutical Co. Ltd).

The hypolipidemic agent may be an upregulator of LD2 receptor activity such as MD-700 (Taisho Pharmaceutical Co. Ltd) and LY295427 (Eli Lilly).

The hypolipidemic agent may be a cholesterol absorption inhibitor preferably Schering-Plough's SCH48461 as well as those disclosed in Atherosclerosis 115, 45-63 (1995) and J. Med. Chem. 41, 973 (1998).

The hypolipidemic agent may be an ileal Na⁺/bile acid cotransporter inhibitor such as disclosed in Drugs of the Future, 24, 425-430 (1999).

The lipid-modulating agent may be a cholesteryl ester transfer protein (CETP) inhibitor such as Pfizer's CP 529,414 (WO/0038722 and EP 818448) and Pharmacia's SC-744 and SC-795.

The ATP citrate lyase inhibitor which may be employed in the combination of the invention may include, for example, those disclosed in U.S. Patent No. 5,447,954.

Preferred hypolipidemic agents are pravastatin, lovastatin, simvastatin, atorvastatin, fluvastatin, cerivastatin, atavastatin and ZD-4522.

The above-mentioned U.S. patents are incorporated herein by reference. The amounts and dosages employed will be as indicated in the Physician's Desk Reference and/or in the patents set out above.

The compounds of formula I of the invention will be employed in a weight ratio to the hypolipidemic agent (were present), within the range from about 500:1 to about 1:500, preferably from about 100:1 to about 1:100.

5 The dose administered must be carefully adjusted according to age, weight and condition of the patient, as well as the route of administration, dosage form and regimen and the desired result.

10 The dosages and formulations for the hypolipidemic agent will be as disclosed in the various patents and applications discussed above.

15 The dosages and formulations for the other hypolipidemic agent to be employed, where applicable, will be as set out in the latest edition of the Physicians' Desk Reference.

20 For oral administration, a satisfactory result may be obtained employing the MTP inhibitor in an amount within the range of from about 0.01 mg/kg to about 500 mg and preferably from about 0.1 mg to about 100 mg, one to four times daily.

25 A preferred oral dosage form, such as tablets or capsules, will contain the MTP inhibitor in an amount of from about 1 to about 500 mg, preferably from about 2 to about 400 mg, and more preferably from about 5 to about 250 mg, one to four times daily.

30 For oral administration, a satisfactory result may be obtained employing an HMG CoA reductase inhibitor, for example, pravastatin, lovastatin, simvastatin, atorvastatin, fluvastatin or cerivastatin in dosages employed as indicated in the Physician's Desk Reference, such as in an amount within the range of from about 1 to 2000 mg, and preferably from about 4 to about 200 mg.

35 The squalene synthetase inhibitor may be employed in dosages in an amount within the range of from about 10 mg to about 2000 mg and preferably from about 25 mg to about 200 mg.

A preferred oral dosage form, such as tablets or capsules, will contain the HMG CoA reductase inhibitor in an amount from about 0.1 to about 100 mg, preferably from about 5 to about 80 mg, and more preferably from about 10
5 to about 40 mg.

A preferred oral dosage form, such as tablets or capsules will contain the squalene synthetase inhibitor in an amount of from about 10 to about 500 mg, preferably from about 25 to about 200 mg.

10 The other hypolipidemic agent may also be a lipoxygenase inhibitor including a 15-lipoxygenase (15-LO) inhibitor such as benzimidazole derivatives as disclosed in WO 97/12615, 15-LO inhibitors as disclosed in WO 97/12613, isothiazolones as disclosed in
15 WO 96/38144, and 15-LO inhibitors as disclosed by Sendobry et al "Attenuation of diet-induced atherosclerosis in rabbits with a highly selective 15-lipoxygenase inhibitor lacking significant antioxidant properties", Brit. J. Pharmacology (1997) 120, 1199-1206,
20 and Cornicelli et al, "15-Lipoxygenase and its Inhibition: A Novel Therapeutic Target for Vascular Disease", Current Pharmaceutical Design, 1999, 5, 11-20.

The compounds of formula I and the hypolipidemic agent may be employed together in the same oral dosage
25 form or in separate oral dosage forms taken at the same time.

The compositions described above may be administered in the dosage forms as described above in single or divided doses of one to four times daily. It
30 may be advisable to start a patient on a low dose combination and work up gradually to a high dose combination.

The preferred hypolipidemic agent is pravastatin, simvastatin, lovastatin, atorvastatin, fluvastatin or
35 cerivastatin.

The other type of therapeutic agent which may be optionally employed with the DP4 inhibitor of formula I

may be 1, 2, 3 or more of an anti-obesity agent including a beta 3 adrenergic agonist, a lipase inhibitor, a serotonin (and dopamine) reuptake inhibitor, a thyroid receptor beta drug, an anorectic agent and/or a fatty acid oxidation upregulator.

The beta 3 adrenergic agonist which may be optionally employed in combination with a compound of formula I may be AJ9677 (Takeda/Dainippon), L750355 (Merck), or CP331648 (Pfizer) or other known beta 3 agonists as disclosed in U.S. Patent Nos. 5,541,204, 5,770,615, 5,491,134, 5,776,983 and 5,488,064, with AJ9677, L750,355 and CP331648 being preferred.

The lipase inhibitor which may be optionally employed in combination with a compound of formula I may be orlistat or ATL-962 (Alizyme), with orlistat being preferred.

The serotonin (and dopamine) reuptake inhibitor which may be optionally employed in combination with a compound of formula I may be sibutramine, topiramate (Johnson & Johnson) or axokine (Regeneron), with sibutramine and topiramate being preferred.

The thyroid receptor beta compound which may be optionally employed in combination with a compound of formula I may be a thyroid receptor ligand as disclosed in WO97/21993 (U. Cal SF), WO99/00353 (KaroBio) and GB98/284425 (KaroBio), with compounds of the KaroBio applications being preferred.

The anorectic agent which may be optionally employed in combination with a compound of formula I may be dexamphetamine, phentermine, phenylpropanolamine or mazindol, with dexamphetamine being preferred.

The fatty acid oxidation upregulator which may be optionally employed in combination with the compound of formula I can be famoxin (Genset).

The various anti-obesity agents described above may be employed in the same dosage form with the compound of

formula I or in different dosage forms, in dosages and regimens as generally known in the art or in the PDR.

The infertility agent which may be optionally employed in combination with the DP4 inhibitor of the invention may be 1, 2, or more of clomiphene citrate (Clomid®, Aventis), bromocriptine mesylate (Parlodel®, Novartis), LHRH analogs, Lupron (TAP Pharm.), danazol, Danocrine (Sanofi), progestogens or glucocorticoids, which may be employed in amounts specified in the PDR.

The agent for polycystic ovary syndrome which may be optionally employed in combination with the DP4 inhibitor of the invention may be 1, 2, or more of gonadotropin releasing hormone (GnRH), leuprolide (Lupron®), Clomid®, Parlodel®, oral contraceptives or insulin sensitizers such as PPAR agonists, or other conventional agents for such use which may be employed in amounts specified in the PDR.

The agent for treating growth disorders and/or frailty which may be optionally employed in combination with the DP4 inhibitor of the invention may be 1, 2, or more of a growth hormone or growth hormone secretagogue such as MK-677 (Merck), CP-424,391 (Pfizer), and compounds disclosed in U.S. Serial No. 09/506,749 filed February 18, 2000 (attorney docket LA26), as well as selective androgen receptor modulators (SARMs), which is incorporated herein by reference, which may be employed in amounts specified in the PDR, where applicable.

The agent for treating arthritis which may be optionally employed in combination with the DP4 inhibitor of the invention may be 1, 2, or more of aspirin, indomethacin, ibuprofen, diclofenac sodium, naproxen, nabumetone (Relafen®, SmithKline Beecham), tolmetin sodium (Tolectin®, Ortho-McNeil), piroxicam (Feldene®, Pfizer), ketorolac tromethamine (Toradol®, Roche), celecoxib (Celebrex®, Searle), rofecoxib (Vioxx®, Merck) and the like, which may be employed in amounts specified in the PDR.

Conventional agents for preventing allograft rejection in transplantation such as cyclosporin, Sandimmune (Novartis), azathioprine, Immuran (Faro) or methotrexate may be optionally employed in combination
 5 with the DP4 inhibitor of the invention, which may be employed in amounts specified in the PDR.

Conventional agents for treating autoimmune diseases such as multiple sclerosis and immunomodulatory diseases such as lupus erythematosus, psoriasis, for
 10 example, azathioprine, Immuran, cyclophosphamide, NSAIDS such as ibuprofen, cox 2 inhibitors such as Vioxx and Celebrex, glucocorticoids and hydroxychloroquine, may be optionally employed in combination with the DP4 inhibitor of the invention, which may be employed in amounts
 15 specified in the PDR.

The AIDS agent which may be optionally employed in combination with the DP4 inhibitor of the invention may be a non-nucleoside reverse transcriptase inhibitor, a nucleoside reverse transcriptase inhibitor, a protease
 20 inhibitor and/or an AIDS adjunct anti-infective and may be 1, 2, or more of dronabinol (Marinol®, Roxane Labs), didanosine (Videx®, Bristol-Myers Squibb); megestrol acetate (Megace®, Bristol-Myers Squibb), stavudine (Zerit®, Bristol-Myers Squibb), delavirdine mesylate
 25 (Rescriptor®, Pharmacia), lamivudine/zidovudine (Combivir™, Glaxo), lamivudine (Epivir™, Glaxo), zalcitabine (Hivid®, Roche), zidovudine (Retrovir®, Glaxo), indinavir sulfate (Crixivan®, Merck), saquinavir (Fortovase™, Roche), saquinovir mesylate (Invirase®,
 30 Roche), ritonavir (Norvir®, Abbott), nelfinavir (Viracept®, Agouron).

The above anti-AIDS agents may be employed in amounts specified in the PDR.

The agent for treating inflammatory bowel disease
 35 or syndrome which may be optionally employed in combination with the DP4 inhibitor of the invention may be 1, 2, or more of sulfasalazine, salicylates,

mesalamine (Asacol®, P&G) or Zelmac®, (Bristol-Myers Squibb), which may be employed in amounts specified in the PDR or otherwise known in the art.

5 The agent for treating osteoporosis which may be optionally employed in combination with the DP4 inhibitor of the invention may be 1, 2, or more of alendronate sodium (Fosamax®, Merck, tiludronate (Skelid®, Sanofi), etidronate disodium (Didronel®, P&G), raloxifene HCl (Evista®, Lilly), which may be employed in amounts
10 specified in the PDR.

In carrying out the method of the invention, a pharmaceutical composition will be employed containing the compounds of structure I, with or without another antidiabetic agent and/or other type therapeutic agent,
15 in association with a pharmaceutical vehicle or diluent. The pharmaceutical composition can be formulated employing conventional solid or liquid vehicles or diluents and pharmaceutical additives of a type appropriate to the mode of desired administration. The
20 compounds can be administered to mammalian species including humans, monkeys, dogs, etc. by an oral route, for example, in the form of tablets, capsules, granules or powders, or they can be administered by a parenteral route in the form of injectable preparations. The dose
25 for adults is preferably between 10 and 1,000 mg per day, which can be administered in a single dose or in the form of individual doses from 1-4 times per day.

A typical capsule for oral administration contains compounds of structure I (250 mg), lactose (75 mg) and
30 magnesium stearate (15 mg). The mixture is passed through a 60 mesh sieve and packed into a No. 1 gelatin capsule.

A typical injectable preparation is produced by aseptically placing 250 mg of compounds of structure I
35 into a vial, aseptically freeze-drying and sealing. For use, the contents of the vial are mixed with 2 mL of

physiological saline, to produce an injectable preparation.

DP4 inhibitor activity of the compounds of the invention may be determined by use of an in vitro assay system which measures the potentiation of inhibition of DP4. Inhibition constants (K_i values) for the DP4 inhibitors of the invention may be determined by the method described below.

10 **Purification of Porcine Dipeptidyl Peptidase IV**

Porcine enzyme was purified as previously described (1), with several modifications. Kidneys from 15-20 animals were obtained, and the cortex was dissected away and frozen at -80°C . Frozen tissue (2000 -2500 g) was homogenized in 12 L of 0.25 M sucrose in a Waring blender. The homogenate then was left at 37°C for 18 hours to facilitate cleavage of DP-4 from cell membranes. After the cleavage step, the homogenate was clarified by centrifugation at 7000 X g for 20 min at 4°C , and the supernatant was collected. Solid ammonium sulfate was added to 60% saturation, and the precipitate was collected by centrifugation at 10,000 X g and was discarded. Additional ammonium sulfate was added to the supernatant to 80% saturation, and the 80% pellet was collected and dissolved in 20 mM Na_2HPO_4 , pH 7.4.

After dialysis against 20 mM Na_2HPO_4 , pH 7.4, the preparation was clarified by centrifugation at 10,000 X g. The clarified preparation then was applied to 300 mL of ConA Sepharose that had been equilibrated in the same buffer. After washing with buffer to a constant A_{280} , the column was eluted with 5% (w/v) methyl α -D-mannopyranoside. Active fractions were pooled, concentrated, and dialyzed against 5 mM sodium acetate, pH 5.0. Dialyzed material then was flowed through a 100 mL Pharmacia Resource S column equilibrated in the same buffer. The flow through material was collected and contained most of the enzyme activity. Active material

again was concentrated and dialyzed into 20 mM Na₂HPO₄, pH 7.4. Lastly, the concentrated enzyme was chromatographed on a Pharmacia S-200 gel filtration column to removed low molecular weight contaminants. Purity of column fractions was analyzed by reducing SDS-PAGE, and the purest fractions were pooled and concentrated. Purified enzyme was stored in 20% glycerol at -80°C.

Assay of Porcine Dipeptidyl Peptidase IV

10 Enzyme was assayed under steady-state conditions as previously described (2) with gly-pro-p-nitroanilide as substrate, with the following modifications. Reactions contained, in a final volume of 100 µl, 100 mM Aces, 52 mM TRIS, 52 mM ethanolamine, 500 µM gly-pro-p-

15 nitroanilide, 0.2 % DMSO, and 4.5 nM enzyme at 25°C, pH 7.4. For single assays at 10 µM test compound, buffer, compound, and enzyme were added to wells of a 96 well microtiter plate, and were incubated at room temperature for 5 min. Reactions were started by addition of

20 substrate. The continuous production of p-nitroaniline was measured at 405 nM for 15 min using a Molecular Devices Tmax plate reader, with a read every 9 seconds. The linear rate of p-nitroaniline production was obtained over the linear portion of each progress curve. A

25 standard curve for p-nitroaniline absorbance was obtained at the beginning of each experiment, and enzyme catalyzed p-nitroaniline production was quantitated from the standard curve. Compounds giving greater than 50% inhibition were selected for further analysis.

30 For analysis of positive compounds, steady-state kinetic inhibition constants were determined as a function of both substrate and inhibitor concentration. Substrate saturation curves were obtained at gly-pro-p-nitroanilide concentrations from 60 µM to 3600 µM.

35 Additional saturation curves also were obtained in the presence of inhibitor. Complete inhibition experiments contained 11 substrate and 7 inhibitor concentrations,

with triplicate determinations across plates. For tight binding inhibitors with K_i s less than 20 nM, the enzyme concentration was reduced to 0.5 nM and reaction times were increased to 120 min. Pooled datasets from the three plates were fitted to the appropriate equation for either competitive, noncompetitive or uncompetitive inhibition.

(1) Rahfeld, J. Schutkowski, M., Faust, J., Neubert., Barth, A., and Heins, J. (1991) Biol. Chem. Hoppe-Seyler, 372, 313-318.

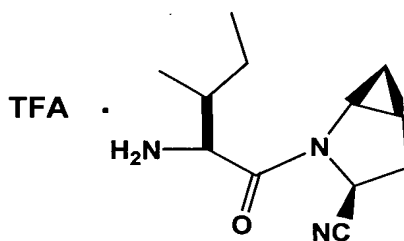
(2) Nagatsu, T., Hino, M., Fuyamada, H., Hayakawa, T., Sakakibara, S., Nakagawa, Y., and Takemoto, T. (1976) Anal. Biochem., 74, 466-476.

The following abbreviations are employed in the Examples and elsewhere herein:

Ph = phenyl
 Bn = benzyl
 i-Bu = iso-butyl
 Me = methyl
 Et = ethyl
 Pr = propyl
 Bu = butyl
 TMS = trimethylsilyl
 FMOC = fluorenylmethoxycarbonyl
 Boc or BOC = *tert*-butoxycarbonyl
 Cbz = carbobenzyloxy or carbobenzoxy or benzyloxycarbonyl
 HOAc or AcOH = acetic acid
 DMF = N,N-dimethylformamide
 EtOAc = ethyl acetate
 THF = tetrahydrofuran
 TFA = trifluoroacetic acid
 Et₂NH = diethylamine
 NMM = N-methyl morpholine

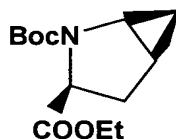
- n*-BuLi = *n*-butyllithium
Pd/C = palladium on carbon
PtO₂ = platinum oxide
TEA = triethylamine
- 5 EDAC = 3-ethyl-3'-(dimethylamino)propyl-carbodiimide hydrochloride (or 1-[(3-(dimethyl)amino)propyl]-3-ethylcarbodiimide hydrochloride)
HOBT or HOBT•H₂O = 1-hydroxybenzotriazole hydrate
HOAT = 1-hydroxy-7-azabenzotriazole
- 10 PyBOP reagent = benzotriazol-1-yloxy-tripyrrolidino phosphonium hexafluorophosphate
min = minute(s)
h or hr = hour(s)
L = liter
- 15 mL = milliliter
μL = microliter
g = gram(s)
mg = milligram(s)
mol = mole(s)
- 20 mmol = millimole(s)
meq = milliequivalent
rt = room temperature
sat or sat'd = saturated
aq. = aqueous
- 25 TLC = thin layer chromatography
HPLC = high performance liquid chromatography
LC/MS = high performance liquid chromatography/mass spectrometry
MS or Mass Spec = mass spectrometry
- 30 NMR = nuclear magnetic resonance
mp = melting point

The following Examples represent preferred
35 embodiments of the invention.

Example 1

Step 1.

5



10 Step 1 title compound was synthesized by following the literature procedure [Stephen Hanessian, Ulrich Reinhold, Michel Saulnier, and Stephen Claridge; Bioorganic & Medicinal Chemistry Letters **8** (1998) 2123-2128] or with the following modifications. L-pyrroglutamic acid ethyl ester was N-protected as the t-butylcarbamate (Boc₂O, DMAP or NaH) and then dehydrated to the 4,5-dehydroproline ethyl ester in one pot by carbonyl reduction

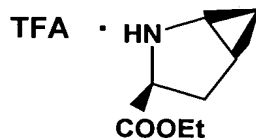
15 (triethylborohydride, toluene, -78°C) followed by dehydration (TFAA, lutidine). The title compound was obtained by cyclopropanation of the 4,5-dehydroproline ethyl ester (Et₂Zn, ClCH₂I, 1,2-dichloroethane, -15°C). A

20 more detailed protocol is as follows:

25 Synthesis of 4,5-dehydro-L-proline ethyl ester: L-pyrroglutamic acid ethyl ester (200 g, 1.27 mol) was dissolved in 1.2 liters of methylene chloride and treated sequentially with di-tert-butylidicarbonate (297 g, 1.36 mol) and a catalytic DMAP (1.55 g, 0.013 mol) at ambient temperature. After 6 h, the mixture was quenched with

- saturated brine and the organic phase was dried (Na_2SO_4) and filtered through a short silica gel column to give 323 g (100%) of N-Boc- L-pyroglutamic acid ethyl ester. N-Boc- L-pyroglutamic acid ethyl ester (160 g, 0.62 mol)
- 5 was dissolved in 1 liter of toluene, cooled to -78°C and treated with lithium triethylborohydride (666 mL of a 1.0 M soln in THF) and added dropwise over 90 minutes. After 3 h, 2,6-lutidine (423 mL, 3.73 mol) was added dropwise followed by DMAP (0.2 g, 0.0016 mol). To this mixture
- 10 was added TFAA (157 g, 0.74 mol) and the reaction was allowed to come to ambient temperature over 2 h. The mixture was diluted with EtOAc and water and the organics were washed with 3 N HCl, water, aqueous bicarbonate and brine and dried (Na_2SO_4) and filtered through a silica gel
- 15 plug to give 165 g of the crude 4,5-dehydroproline ethyl ester that was purified by flash column chromatography on silica gel with 1:5 ethyl acetate:hexanes to give 120 g, 75% of the olefin.
- 20 Cyclopropanation of 4,5-dehydro-L-proline ethyl ester:
4,5-Dehydro-L-proline ethyl ester (35.0 g, 0.145 mol) was added to a solution of neat Et_2Zn (35.8 g, 0.209 mol) in 1 liter of 1,2-dichloroethane at -15°C . To this mixture was added a dropwise addition of ClCH_2I (102 g, 0.58 mol) over
- 25 1 h and the mixture stirred at -15°C for 18 h. The reaction was quenched with saturated aqueous bicarbonate and the solvent was evaporated and the reaction was taken up in EtOAc, washed with brine and purified by silica gel chromatography using a stepwise gradient of from 20%
- 30 EtOAc/hexanes to 50% EtOAc/hexanes to give 17.5 g (50%) of diastereomerically pure step 1 title compound.

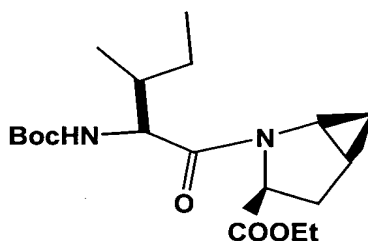
Step 2.



To a stirred solution of Step 1 compound (411 mg, 1.61 mmol) in CH₂Cl₂ (1.5 mL) at rt was added TFA (1.5 mL).

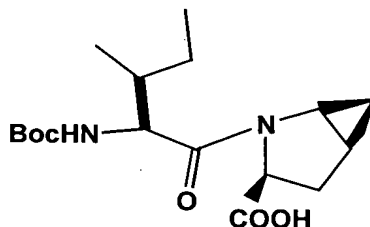
- 5 The reaction mixture was stirred at rt for 2 h and evaporated. The residue was diluted with CH₂Cl₂ and then evaporated and re-evaporated three times to give the title compound as a colorless oil, 433 mg, 100% yield.

10 Step 3.



- To a stirred solution of (*S*)-*N*-tert-butoxycarbonyl-isoleucine (372.6 mg, 1.61 mmol) and benzotriazol-1-yloxytripyrrolidinophosphonium hexafluorophosphate (1.25 g, 2.42 mmol) in CH₂Cl₂ (6 mL) under nitrogen at rt was added 4-methylmorpholine (NMM) (0.36 mL, 3.2 mmol). After 5 min, a solution of Step 2 compound (433 mg, 1.61 mmol) and NMM (0.27 mL, 2.4 mmol) in CH₂Cl₂ (1 mL) was added. After addition, the reaction mixture was stirred under nitrogen at room temperature overnight. The reaction mixture was diluted with CH₂Cl₂ (40 mL) and washed with 4% KHSO₄ (10 mL), aqueous NaHCO₃ (10 mL) and brine (10 mL), dried (Na₂SO₄) and evaporated. Purification by flash chromatography (1:4 EtOAc/hexane) gave the title compound as a colorless oil, 530 mg, 89% yield.

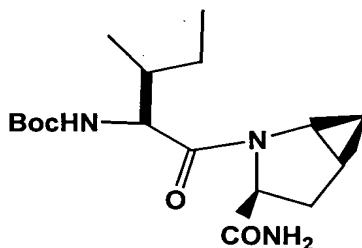
Step 4



1.0420

To a stirred solution of Step 3 compound (530 mg, 1.44 mmol) in MeOH (4 mL) and H₂O (4 mL) at rt was added LiOH-H₂O (91 mg, 2.16 mmol). The reaction mixture was stirred at rt overnight and evaporated. Water (10 mL) was added to the residue and extracted with Et₂O (2 x 10 mL). The aqueous layer was acidified to ~pH 4 by adding 4% KHSO₄ dropwise. The milky solution was extracted with EtOAc (15 mL x 3). Combined EtOAc layers were washed with brine, dried over Na₂SO₄ and evaporated to give the title compound as a white solid, 440 mg, 90% yield.

Step 5

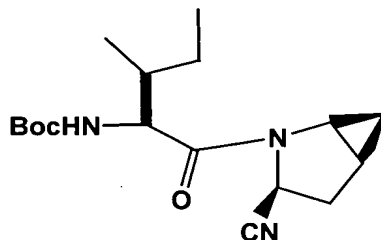


1.0421

15 To a stirred solution of Step 4 compound (300 mg, 0.88 mmol) in THF (6 mL) at -15°C under nitrogen, was added 4-methylmorpholine (0.12 mL, 1.06 mmol) and then isobutyl chloroformate (0.13 mL, 0.97 mmol) over 2 min. White precipitate was formed. The reaction mixture was stirred at -15°C under nitrogen for 25 min and a solution of NH₃ in dioxane (8.8 mL, 4.4 mmol) was added. The reaction mixture was stirred at -15°C for 30 min, warmed to rt and stirred at rt overnight. The reaction mixture was quenched by 4% KHSO₄ to ~pH 4 and extracted with EtOAc (20 mL x 3). The extracts were combined, washed with brine

(10 mL) dried (Na_2SO_4) and evaporated. Purification by flash column chromatography (1:1 EtOAc/hexane) gave the title compound as a white foam, 268 mg, 90% yield.

5 Step 6

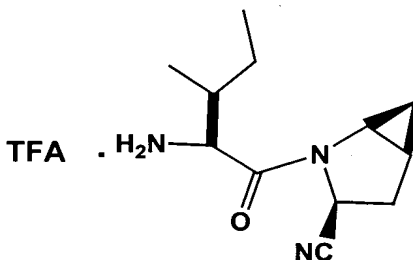


To a stirred solution of Step 5 compound (248 mg, 1.38 mmol) and imidazole (94 mg, 1.38 mmol) in dry pyridine (12 mL) at -35°C under nitrogen was added POCl_3 (0.26 mL, 2.76 mmol) dropwise. The reaction mixture was stirred between -35°C to -20°C for 1 h and evaporated. CH_2Cl_2 (10 mL) was added and white precipitates were formed. After filtration, the filtrate was concentrated and purified by flash chromatography (2:5 EtOAc/hexane) to give the title compound as a colorless oil, 196 mg, 88% yield.

10

15

Step 7



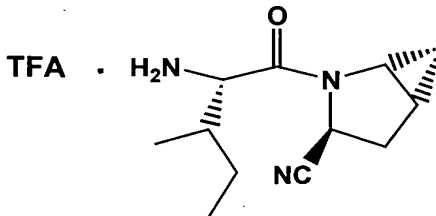
To a stirred solution of Step 6 compound (130 mg, 0.4 mmol) in CH_2Cl_2 (2 mL) at rt was added TFA (2 mL). The reaction mixture was stirred at rt for 2 h. The reaction mixture was added slowly to a pre-cooled slurry of NaHCO_3 (3.8 g) in H_2O (3 mL). The mixture was extracted with CH_2Cl_2 (6 mL x 5), and the combined CH_2Cl_2 layers were evaporated and purified by preparative HPLC to give the title compound as a white powder, 77 mg, 57% yield, mp =

20

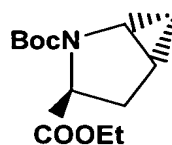
25

141-143°C. LC/MS gave the correct molecular ion $[(M+H)^+ = 222]$ for the desired compound.

Example 2

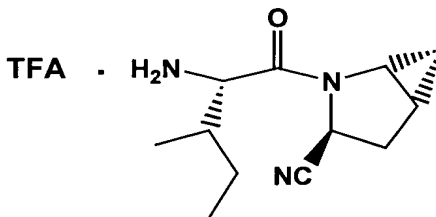


Step 1



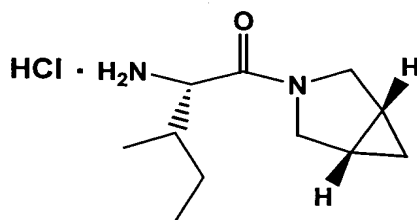
10 Step 1 title compound was synthesized by following the literature procedure. [Stephen Hanessian, Ulrich Reinhold, Michel Saulnier, and Stephen Claridge; Bioorganic & Medicinal Chemistry Letters **8** (1998) 2123-2128.]

15 Step 2

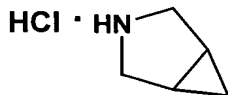


20 The title compound was prepared from Step 1 compound, employing the same procedure as that described for Example 1, Steps 2-6. LC/MS gave the correct molecular ion $[(M+H)^+ = 222]$ for the desired compound.

Example 3

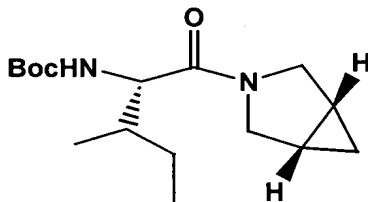


Step 1



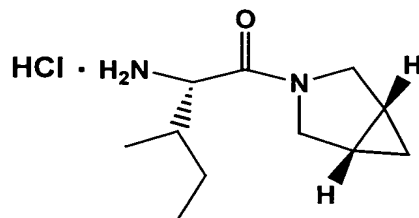
Step 1 title compound was prepared by following the literature procedure. [Willy D. Kollmeyer, U.S. Patent 4,183,857.].

Step 2



To a stirred solution of (*S*)-*N*-tert-butoxycarbonyl-isoleucine (231 mg, 1 mmol) and benzotriazol-1-yloxytripyrrolidinophosphonium hexafluorophosphate (780 mg, 1.5 mmol) in CH₂Cl₂ (6 mL) under nitrogen at rt was added 4-methylmorpholine (0.33 mL, 3 mmol). After 5 min, Step 1 compound (120 mg, 1 mmol) was added in one portion. The reaction mixture was stirred under nitrogen at rt overnight and then diluted with CH₂Cl₂ (30 mL), washed with 4.1% KHSO₄ (10 mL), aqueous NaHCO₃ (10 mL), brine (10 mL), dried (Na₂SO₄) and evaporated. Purification by flash chromatography on silica gel (2.4 x 20 cm column, 1:3 EtOAc/hexane) gave the title compound as a colorless oil, 290 mg, 90% yield. LC/MS gave the correct molecular ion [(M+H)⁺ = 297] for the desired compound.

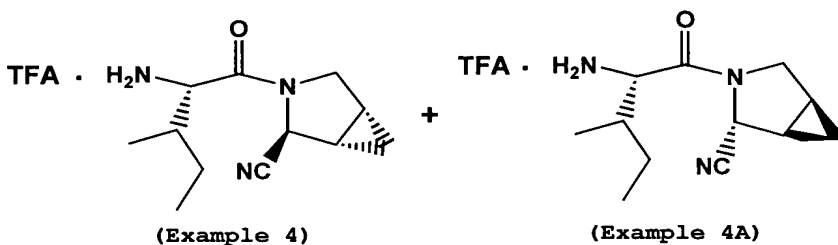
Step 3



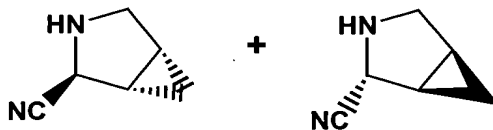
The reaction mixture of Step 2 compound (220 mg, 0.74 mmol) and 4 M HCl in dioxane (1.5 mL, 6 mmol) was stirred at rt. for 2 h and evaporated under reduced pressure. Et₂O was added to the residue and a precipitate was formed. Et₂O was decanted and this was done three times. The precipitate was dried *in vacuo* to give the title compound as a white powder, 130 mg (76% yield), mp 205-206°C. LC/MS gave the correct molecular ion [(M+H)⁺ = 197] for the desired compound.

Examples 4-4A

15

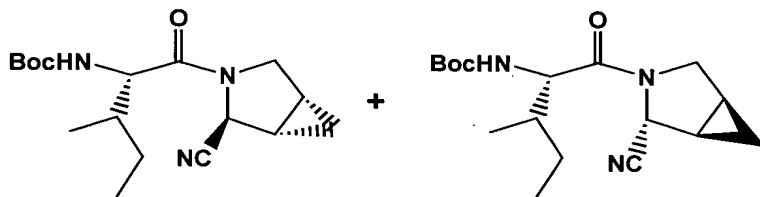


Step 1



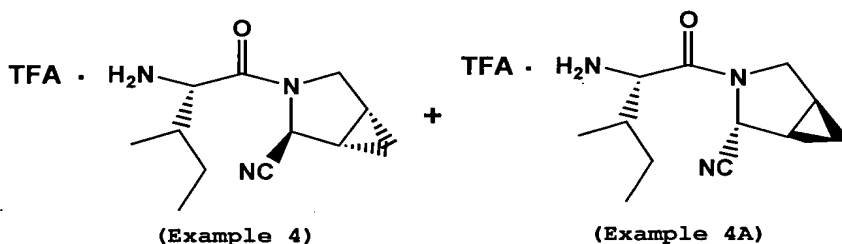
Step 1 title compound, as a 1:1 ratio of enantiomers, was prepared by following the literature procedure. [Willy D. Kollmeyer, U.S. Patent 4,183,857.]

Step 2



A slurry of (S)-N-tert-butoxycarbonyl-isoleucine (92.5 mg, 0.4 mmol), 1-[(3-(dimethylamino)propyl)-3-ethylcarbodiimide (77 mg, 0.4 mmol) and HOAT (54.4 mg, 0.4 mmol) in ClCH₂CH₂Cl (0.3 mL) was stirred under nitrogen at rt for 1 h, then Step 1 compound (22 mg, 0.2 mmol) was added, followed by Et₃N (0.015 mL, 0.1 mmol). The reaction mixture was stirred under nitrogen at rt overnight and then diluted with CH₂Cl₂ (3 mL), washed with H₂O (1 mL), aqueous NaHCO₃ (1 mL) and brine (1 mL), dried (Na₂SO₄) and evaporated. Purification by flash chromatography on silica gel (2.4 x 12 cm column, 2:7 EtOAc/hexane) gave the title compound as a colorless oil, 33 mg, 51% yield. LC/MS gave the correct molecular ion [(M+H)⁺ = 322] for the desired compound.

Step 3

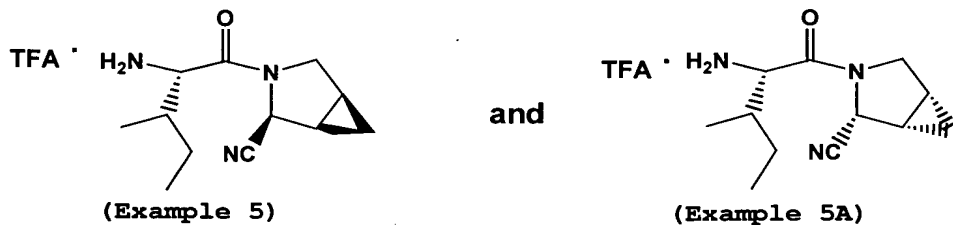


To a stirred solution of Step 2 compound (30 mg, 0.4 mmol) in CH₂Cl₂ (0.5 mL) at rt was added TFA (0.5 mL). The reaction mixture was stirred at rt for 2 h. The reaction mixture was added slowly to a precooled slurry of NaHCO₃ (0.8 g) in H₂O (1 mL). The mixture was extracted with CH₂Cl₂ (2 mL x 5), and combined CH₂Cl₂ layers were evaporated and purified by preparative HPLC to give the title compounds as a 1:1 ratio of

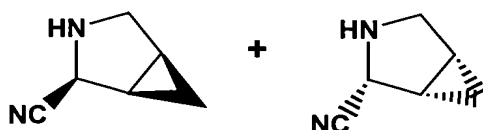
diastereomers, 22 mg, 73% yield. LC/MS gave the correct molecular ion $[(M+H)^+ = 222]$ for the desired compounds.

Examples 5-5A

5

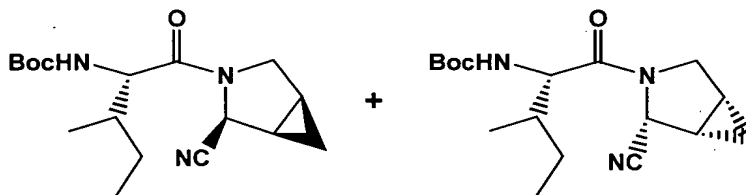


Step 1



To a solution of Example 4, Step 1 compound (150 mg, 1.39 mmol) in 2-propanol (0.8 mL), was added NaCN (40 mg, 1.0 mmol). The reaction mixture was heated to reflux for 3 h. After cooling to rt, the reaction mixture was evaporated and then slurried in Et₂O (5 mL). After filtration, the filtrate was evaporated to give Example 4 Step 1 compounds and Example 5 Step 1 compounds (140 mg, 93%) as a 2:1 mixture of diastereomers, each as a racemic mixture.

Step 2



20

A slurry of (S)-N-tert-butoxycarbonyl-isoleucine (595 mg, 2.57 mmol), 1-[(3-(dimethylamino)propyl]-3-ethylcarbodiimide (493 mg, 2.57 mmol) and 1-hydroxy-7-azabenzotriazole (350 mg, 2.57 mmol) in ClCH₂CH₂Cl (2 mL) was stirred under nitrogen at rt for 1 h, then Step 1 compound mixture (139 mg, 1.28 mmol) was added. The

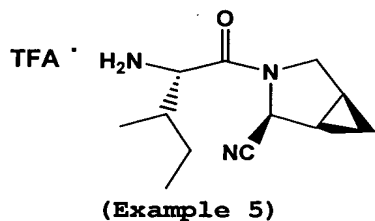
48

reaction mixture was stirred under nitrogen at rt overnight and then diluted with CH₂Cl₂ (30 mL), washed with H₂O (10 mL), saturated aqueous NaHCO₃ (10 mL) and brine (10 mL), dried (Na₂SO₄) and evaporated.

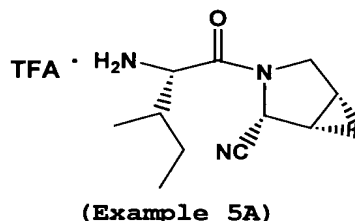
- 5 Purification by flash chromatography on silica gel (2.4 x 20 cm column, 1:3 EtOAc/hexane) gave the Example 4, Step 2 compound (260 mg), and the title compounds (105 mg) as a ratio of 1:1 diastereomers. LC/MS gave the correct molecular ion [(M+H)⁺ = 322] for the desired compounds.

10

Step 3



and



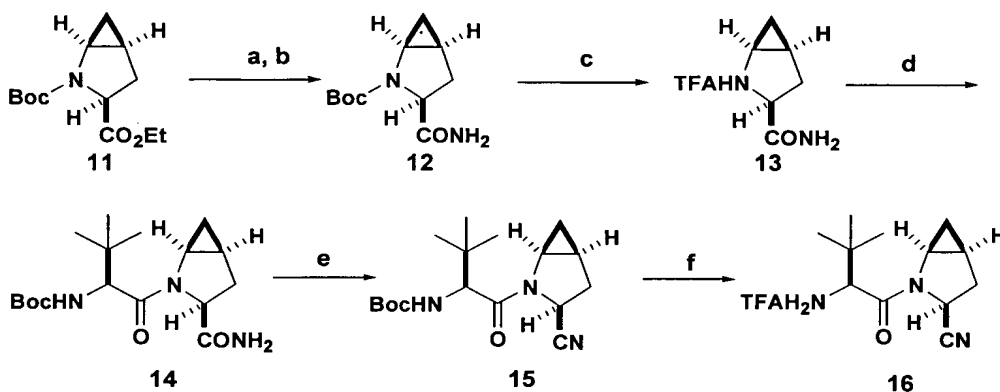
- To a stirred solution of Step 2 compounds (104 mg, 0.32 mmol) in CH₂Cl₂ (1 mL) at rt was added TFA (1 mL). The reaction mixture was stirred at rt for 2 h. The reaction mixture was added slowly to a precooled slurry of NaHCO₃ (2 g) in H₂O (2 mL). The mixture was extracted with CH₂Cl₂ (4 mL x 4), and combined CH₂Cl₂ layers were evaporated and purified by preparative HPLC to give the title compound Example 5 (36 mg) and Example 5A (36 mg). LC/MS gave the correct molecular ion [(M+H)⁺ = 222] for the desired compounds.

Example 6

- 25 **General Method A:** Parallel array synthesis methods for preparation of inhibitors from commercially available amino acids. As shown in Scheme 3, the ester **11**, described in Example 1 Step 1, was saponified to the acid with LiOH in THF/H₂O and converted to the amide **12** by
- 30 treatment with isobutyl chloroformate/NMM followed by ammonia in dioxane. The Boc protecting group was removed under acidic conditions using TFA in methylene chloride to give **13**. The TFA salt was coupled to Boc-t-

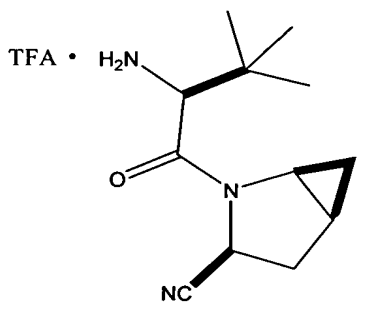
butylglycine using either EDAC/HOBT/DMF or EDAC/DMAP/CH₂Cl₂ to give 14. The amide was dehydrated to the nitrile 15 using POCl₃/imidazole in pyridine at -20°C and finally deprotected with TFA in CH₂Cl₂ at ambient temperature to afford the target 16.

Scheme 3, General Method A (Examples 6-27)

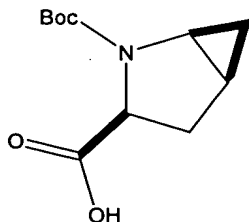


a. LiOH in THF/H₂O or MeOH/H₂O b. *i*-BuOCOCi/ NMM or *i*-BuOCOCi/TEA at -30°C or EDAC, then NH₃ in dioxane or Et₂O at RT c. TFA, CH₂Cl₂, RT d. Boc-*t*-butylglycine and PyBop/ NMM or EDAC, DMAP, CH₂Cl₂ e. POCl₃, pyridine, imidazole, -20°C f. TFA, CH₂Cl₂, RT

10



Step 1

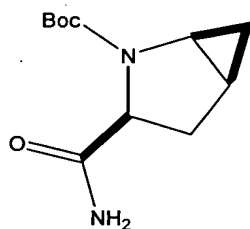


15

To a stirred solution of Example 1 Step 1 compound (1.40 g, 5.49 mmol) in 40 mL of a 1:1 methanol:water solution at rt was added lithium hydroxide (0.20 g, 8.30 mmol). The reaction mixture was stirred at rt for 18 h and then

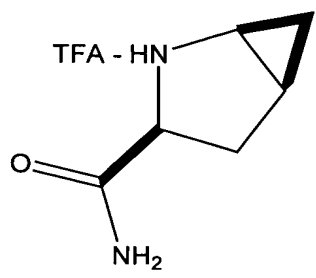
heated to 50°C for 2 h. The mixture was diluted with equal volumes of ether and water (50 mL) and then acidified with KHSO₄ to pH 3. The milky solution was extracted with ether (3 X 20 mL). The combined ether layers were dried over Na₂SO₄ and evaporated. The residue was stripped from toluene (2 X 10 mL) and dried under reduced pressure to give the title compound as a thick syrup, 1.20 g, 96%.

10 Step 2



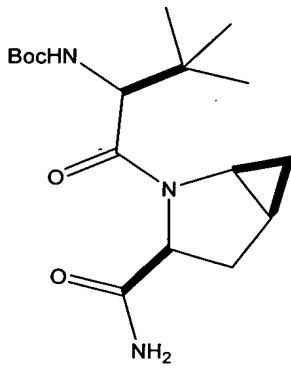
To a stirred solution of Step 1 compound (1.20 g, 5.28 mmol) in THF (20 mL) at -15°C under nitrogen was added 4-methylmorpholine (0.71 mL, 6.50 mmol) and then isobutyl chloroformate (0.78 mL, 6.00 mmol) over 5 min. The reaction was stirred at -15°C for 30 min, cooled to -30°C and treated with a solution of NH₃ in dioxane (50 mL, 25 mmol). The reaction mixture was stirred at -30°C for 30 min, warmed to rt and stirred overnight. The reaction mixture was quenched with citric acid solution (pH 4) and extracted with ether (3 X 50 mL). The combined organic fractions were washed with brine, dried over Na₂SO₄ and concentrated. Purification by flash column chromatography on silica gel with EtOAc gave the Step 2 compound, 1.00 g, 84%.

25 Step 3



To a stirred solution of Step 2 compound (0.90 g, 4.00 mmol) in CH₂Cl₂ (3 mL) at 0°C was added TFA (3 mL). The reaction mixture was stirred at 0°C for 18 h. The reaction mixture was concentrated under reduced pressure to produce title compound in the form of a thick oil, 0.98 g, 100%. The oil gradually solidified upon prolonged standing.

Step 4

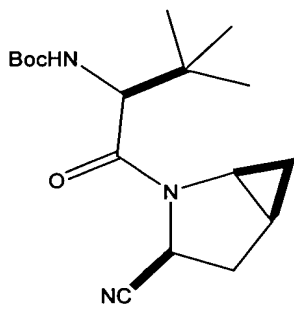


10

An oven-dried 15-mL test tube was charged with Step 3 compound (56 mg, 0.22 mmol), *N*-tert-butoxycarbonyl-(*L*)-tert-leucine (53 mg, 0.23 mmol), dimethylaminopyridine (0.11 g, 0.88 mmol), and CH₂Cl₂ (4 mL). The tube was sealed under nitrogen atmosphere and treated with 1-[(3-(dimethylamino)propyl)-3-ethylcarbodiimide (84 mg, 0.44 mmol). The mixture was placed in a shaker and vortexed overnight. The product was purified by solid phase extraction using a United Technology SCX column (2 g of sorbent in a 6 mL column) by loading the material on a SCX ion exchange column and successively washing with CH₂Cl₂ (5 mL), 30% methanol in CH₂Cl₂ (5 mL), 50% methanol in CH₂Cl₂ (5 mL) and methanol (10 mL). The product containing fractions were concentrated under reduced pressure to give the desired amide. Further purification by reverse phase preparative column chromatography on a YMC S5 ODS 20 X 250 mm column gave the title compound, 50 mg (68% yield). Purification conditions: Gradient elution from 30% methanol/water/0.1 TFA to 90% methanol/water/0.1 TFA over 15 min. 5 min. hold at 90%

methanol/water/0.1 TFA. Flow rate: 20 mL/min. Detection wavelength: 220. Retention Time: 14 min.

Step 5

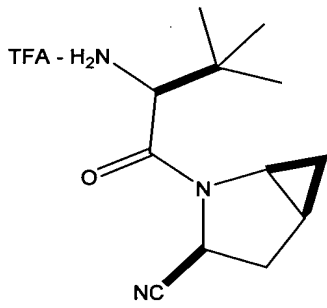


5

An oven-dried 15-mL test tube was charged with Step 4 compound (50 mg, 0.15 mmol), imidazole (31 mg, 0.46 mmol), and pyridine (1 mL). The tube was sealed under nitrogen atmosphere and cooled to -30°C . Slow addition of POCl_3 (141 mg, 88 μL , 0.92 mmol) gave after mixing a thick slurry. The tube was mixed at -30°C for 3 h and the volatiles evaporated. The product was purified by solid phase extraction using a United Technology silica extraction column (2 g of sorbent in a 6 mL column) by loading the material on a silica column and successively washing with CH_2Cl_2 (5 mL), 5% methanol in CH_2Cl_2 (5 mL), 7% methanol in CH_2Cl_2 (5 mL) and 12% methanol in CH_2Cl_2 (10 mL). The product containing fractions were pooled and concentrated under reduced pressure to give the title compound, 46 mg, 96%.

20

Step 6

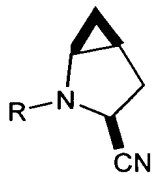


An oven-dried 15-mL test tube was charged with Step 5 compound (0.45 mg, 0.14 mmol), CH_2Cl_2 (1 mL), and TFA (1 mL). The reaction mixture was vortexed for 40 min at rt,

- diluted with toluene (4 mL) and concentrated under reduced pressure to a thick oil. The product was purified by reverse phase preparative column chromatography on a YMC S5 ODS 20 X 250 mm column to give
- 5 the Example 6 compound, 14 mg, 35%. Purification conditions: gradient elution from 10% methanol/water/0.1 TFA to 90% methanol/water/0.1 TFA over 18 min; 5 min hold at 90% methanol/water/0.1 TFA. Flow rate: 20 mL/min. Detection wavelength: 220. Retention Time: 10 min.
- 10 Examples 7-27 were prepared from amino acids available from commercial sources according to the procedure in Example 6.

090947 091004

Table 1

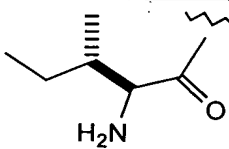
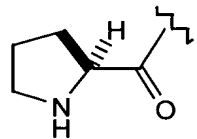
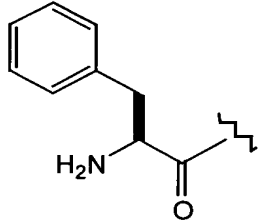
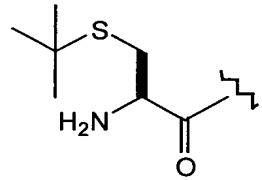
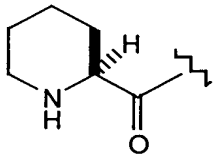
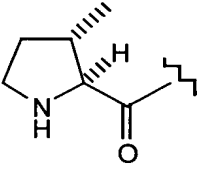
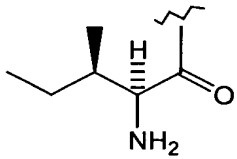
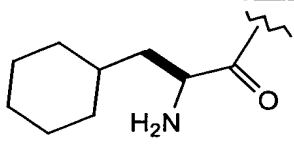
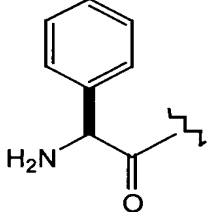


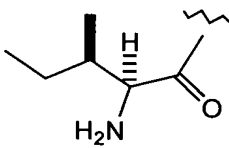
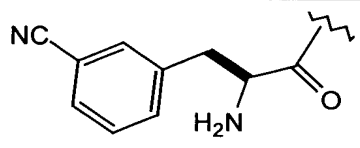
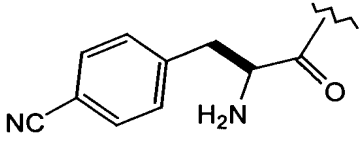
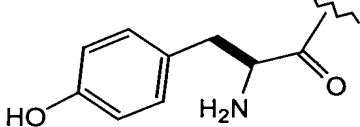
Example	R	[M + H]
7		302
8		295
9		240
10		222
11		222
12		222
13		208
14		270

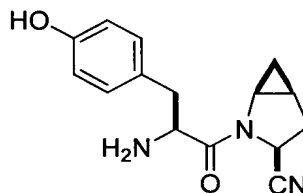
OSSE 10550

OSSE 10550

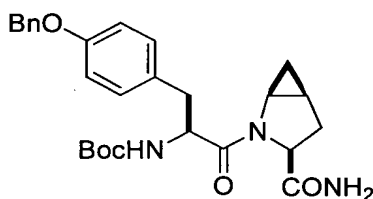
SS

15		222
16		206
17		256
18		268
19		220
20		220
21		210
22		262
23		242

24		210
25		281
26		281
27		272

Example 27

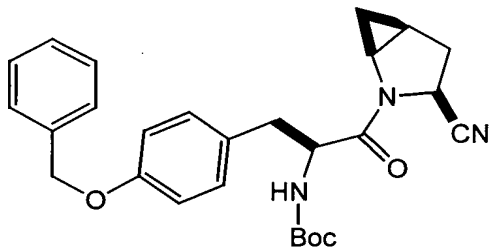
5 Step 1



(2S,4S,5S)-4,5-methano-L-proline carboxylamide, TFA salt
 10 (53 mg, 0.22 mmol) was coupled to N-Boc-L-Tyrosine-benzyl
 ether (82 mg, 0.22 mmol) using PyBop (172 mg, 0.33 mmol)
 and N-methylmorpholine (67 mg, 0.66 mmol) in 4 mL CH₂Cl₂.
 The reaction stirred for 16 h, was taken up in EtOAc,
 washed with H₂O, 1N aqueous HCl, brine, then evaporated
 15 and purified by silica gel flash chromatography to give
 the coupled product (FAB MH⁺ 480).

T0570

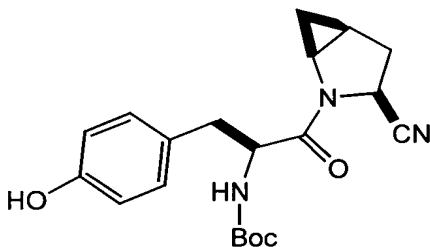
Step 2



5

The Step 1 amide was dehydrated to the nitrile using the general method C (which follows Example 29) (FAB MH+ 462).

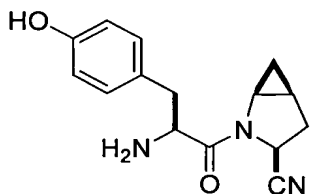
10 Step 3



The Step 2 benzyl ether was cleaved by catalytic hydrogenolysis using 10% palladium on carbon and 1 atmosphere hydrogen gas in MeOH at rt for 1.5 h. The reaction was filtered through celite and concentrated to an oil and taken on without further purification (FAB MH+ 372).

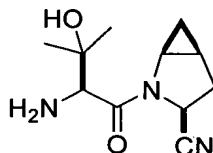
20

Step 4



Step 3 N-[N-Boc-L-Tyrosine-]-(2S,4S,5S)-2-cyano-4,5-methano-L-prolylamide was dissolved in CH₂Cl₂ and TFA was added at rt. The reaction stirred for 1 h and was evaporated and purified by preparative HPLC as described in general method B (set out following Example 29) to afford the title compound (FAB MH+ 272).

Example 28

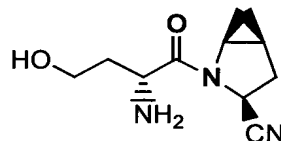


10

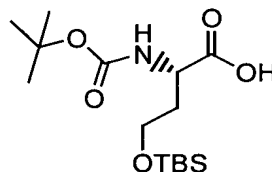
The title compound was prepared by coupling (2S,4S,5S)-4,5-methano-L-proline carboxylamide, TFA salt described in Example 6 Step 3 compound with N-(*tert*-butyloxy-carbonyl)hydroxyvaline. After hydroxyl protection with triethylsilyl chloride and dehydration of the amide with POCl₃/imidazole in pyridine and deprotection (N-terminal nitrogen and valine hydroxyl) with TFA using general method C (FAB MH+ 224), the title compound was obtained.

20

Example 29



Step 1



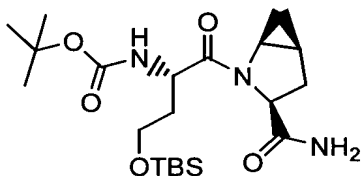
25

N-Boc-L-homoserine (1.20 g, 5.47 mmol) upon treatment with *tert*-butyldimethylsilyl chloride (1.67 g, 11.04

mmol) and imidazole (938 mg, 13.8 mmol) in THF (17 mL) was stirred as thick slurry for 48 h under N₂. The solvent was evaporated, and the crude material was dissolved in MeOH (10 mL). The resulting solution was stirred at rt for 2 h. The solvent was evaporated, and the crude material was diluted with CH₂Cl₂ (50 mL) and treated with 0.1N HCl (2x10 mL). The CH₂Cl₂ layer was washed with brine and dried over MgSO₄. Removal of the volatiles gave title compound as an oil (1.8 g), which was used without further purification (LC/Mass, + ion): 334 (M+H).

Tolow

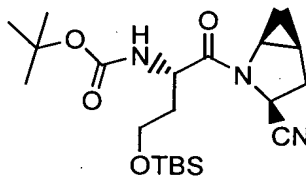
Step 2



15

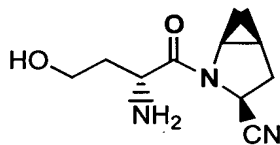
To a stirred solution of Step 1 compound (333 mg, 1.0 mmol) in 6 mL of CH₂Cl₂ was added 1-[3-(dimethylamino)-propyl]-3-ethylcarbodiimide hydrochloride (256 mg, 1.32 mmol). The solution was then stirred at rt for 30 min, followed by addition with Example 6 Step 3 amine TFA salt (160 mg, 0.66 mmol) and 4-(dimethylamino)pyridine (244 mg, 2.0 mmol). The solution was then stirred at rt overnight. The mixture was diluted with CH₂Cl₂ (5 mL) and washed sequentially with H₂O, 10% citric acid, brine, then dried over Na₂SO₄ and evaporated to give the title compound (350 mg) which was used without further purification (LC/Mass, + ion): 442 (M+H).

Step 3



- 5 An oven-dried 10-mL round bottomed flask was charged with Step 2 compound (350 mg, 0.79 mmol), imidazole (108 mg, 1.58 mmol), pyridine (3 mL). The flask under argon was cooled to -30°C . Slow addition of POCl_3 (0.30 mL, 3.16 mmol) gave after mixing a thick slurry. The slurry was
- 10 mixed at -30°C for 3 h and the volatiles evaporated. Dichloromethane (5 mL) was then added and the insoluble solid was removed by filtration. The organic layer was washed with H_2O , 10% citric acid, brine and dried over Na_2SO_4 . Removal of solvent gave crude desired nitrile
- 15 (330 mg) (LC/Mass, + ion): 424 (M+H).

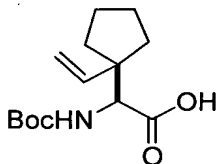
Step 4



- Trifluoroacetic acid (3.3 mL) was added to a stirred solution of Step 3 compound (330 mg, 0.58 mmol) in 3.3 mL CH_2Cl_2 . The solution was then stirred at rt for 30 min, a few drops of water were added and the mixture mixture
- 25 stirred for 0.5 h. The mixture was diluted with CH_2Cl_2 (5 mL) and concentrated under reduced pressure to a thick oil. The product was purified by reverse phase preparative column chromatography on a YMC S5 ODS 20x100 mm column to give the title compound, 59 mg, 17%.
- 30 Purification conditions: gradient elution from 10% methanol/water/0.1 TFA to 90% methanol/water/ 0.1 TFA

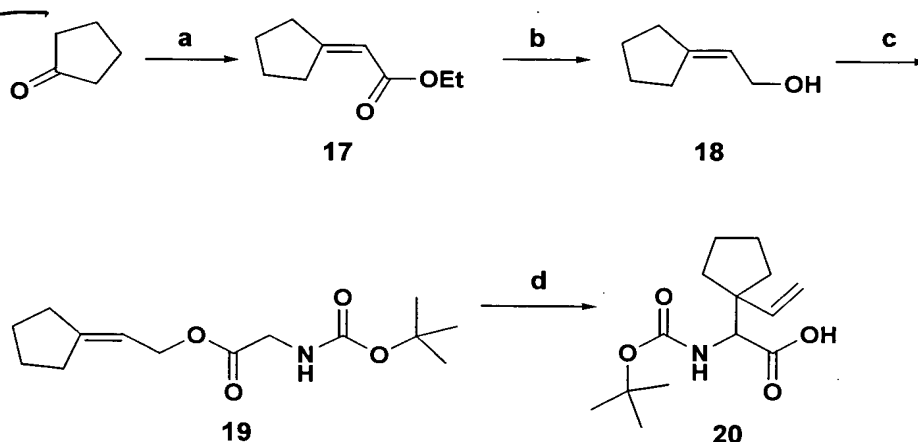
over 15 min; 5 min hold at 90% methanol/water/0.1 TFA.
 Flow rate: 20 mL/min. Detection wavelength: 220.
 Retention Time 10 Min. (LC/Mass, + ion): 210 (M+H).

- 5 **General Method B:** Claisen rearrangement sequence to Boc-protected amino acids.



- 10 General method B affords the quaternary Boc-protected amino acids. Examples 30-47 contain the vinyl sidechain by coupling amino acids of which Scheme 4, compound **20** is representative. Cyclopentanone was olefinated under Horner-Emmons conditions to afford **17** which was reduced
- 15 to the allylic alcohol **18** using DIBAL-H in toluene -78 °C to rt. Allylic alcohol **18** was esterified with N-Boc glycine using DCC/DMAP in CH₂Cl₂ to give **19**. Glycine ester **19** was subjected to a Lewis acid mediated Claisen rearrangement by complexation with anhydrous zinc
- 20 chloride and deprotonation at -78°C with lithium diisopropylamide followed by warming to ambient temperature to afford **20**.

Scheme 4, General Method B, Examples 30-47



a. Triethylphosphonoacetate, NaH, THF 0 C to RT b. DIBAL-H, toluene, -78 C to RT c. N-Boc glycine, DCC, DMAP, CH₂Cl₂, RT
d. ZnCl₂, THF, LDA, -78 C to RT

Step 1

5 Cyclopentylideneacetic acid ethyl ester.

To a flame-dried 500-mL round-bottomed flask containing NaH (5.10 g of a 60% dispersion in mineral oil, 128 mmol, 1.10 equiv) in 120 mL anhydrous THF at 0°C under argon was added triethylphosphonoacetate (25.6 mL, 128 mmol, 1.10 equiv) dropwise through an addition funnel. The mixture was allowed to warm to rt, stirring for an additional 1 h. A solution of cyclopentanone (10.3 mL, 116 mmol) in 10 mL anhydrous THF was added dropwise over 20 min through an addition funnel, and the mixture was allowed to stir at rt for 2.5 h. Ether (200 mL) and water (100 mL) were then added, and the layers were separated. The organic phase was washed successively with water (100 mL) and brine (100 mL), dried (Na₂SO₄), and concentrated under reduced pressure, giving 17.5 g (98%) of the desired ester as a colorless oil.

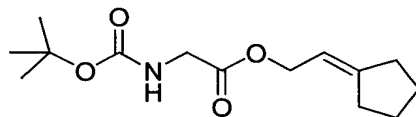
Step 2

2-Cyclopentylideneethanol.

To a flame-dried 500-mL round-bottomed flask containing
 5 cyclopentylideneacetic acid ethyl ester (17.5 g, 113
 mmol) in 100 mL anhydrous toluene at -78°C under argon was
 added DIBAL-H (189 mL of a 1.5 M solution in toluene, 284
 mmol, 2.50 equiv) dropwise over a 30 min period through
 an addition funnel, and the mixture was then allowed to
 10 warm to rt, stirring for 18 h. The reaction mixture was
 then recooled to -78°C , and quenched by the careful
 addition of 30 mL anhydrous MeOH. Upon warming to rt, 1
 N Rochelle's salt (100 mL) was added, and the mixture was
 stirred 90 min. The biphasic reaction mixture was then
 15 diluted with Et_2O (200 mL) in a separatory funnel, and the
 layers were separated. The organic layer was then washed
 with brine (100 mL), dried (Na_2SO_4), and concentrated
 under reduced pressure. Purification by flash column
 chromatography (silica gel, CH_2Cl_2 / EtOAc, 10:1) gave
 20 11.6 g (92%) of the desired allylic alcohol as a
 colorless oil.

Step 3

(2-Cyclopentylideneethyl)-N-(*tert*-Butyloxycarbonyl)
 25 glycinate.



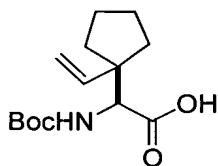
1,0640

To a flame-dried 500-mL round-bottomed flask containing
 30 N-(*tert*-butyloxycarbonyl)glycine (13.45 g, 76.75 mmol) in
 100 mL CH_2Cl_2 at rt was added Step 2 compound (8.61 g,
 76.75 mmol, 1.00 equiv) in 20 mL CH_2Cl_2 , followed by
 dicyclohexylcarbodiimide (16.63 g, mmol, 1.05 equiv) in
 80 mL CH_2Cl_2 . To this reaction mixture was then added 4-

dimethylaminopyridine (0.94 mg, mmol, 0.10 equiv), and the mixture was allowed to stir overnight. The reaction mixture was then filtered through a medium sintered-glass funnel, rinsing with 100 mL CH₂Cl₂, and concentrated under
 5 reduced pressure. The crude product was then purified by flash chromatography (silica gel, hexanes/EtOAc, 20:1 to 1:1 gradient) to give 19.43 g (94%) of the desired glyciny ester as a colorless oil.

10 Step 4

N-(*tert*-Butyloxycarbonyl)(1'-vinylcyclopentyl)-glycine



15

A flame-dried 500-mL round-bottomed flask under argon was charged with ZnCl₂ (11.8 g, mmol, 1.20 equiv) and 20 mL toluene. The mixture was heated under vacuum with vigorous stirring to azeotrope off any traces of moisture
 20 with the distilling toluene, repeating this process (2 x). The flask was then cooled to rt under argon, (2-cyclopentylideneethyl) N-(*tert*-butyloxycarbonyl)glycinate (19.36 g, 71.88 mmol) was added via cannula as a solution in 180 mL THF, and the mixture was then cooled to -78°C.
 25 In a separate flame-dried 200-mL round-bottomed flask containing diisopropylamine (26.3 mL, mmol, 2.60 equiv) in 90 mL THF at -78°C was added *n*-butyllithium (71.89 mL of a 2.5 M solution in hexanes, mmol, 2.5 equiv), and the mixture was allowed to warm to 0°C for 30 min before
 30 recooling to -78°C. The lithium diisopropylamine thus generated was then added via cannula to the ZnCl₂ ester mixture dropwise at a steady rate over 40 min, and the

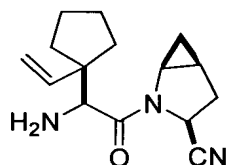
65

resultant reaction mixture was allowed to slowly warm to
 rt and stir overnight. The yellow reaction mixture was
 then poured into a separatory funnel, diluted with 300 mL
 Et₂O, and the resultant organic solution was washed
 5 successively with 300 mL 1N HCl and 300 mL brine, dried
 (Na₂SO₄), and concentrated under reduced pressure.
 Purification by flash chromatography (silica gel, 3% MeOH
 in CH₂Cl₂ with 0.5% HOAc) gave 17.8 g (92%) of the desired
 amino acid product as a white solid. (FAB MH+ 270).

10

Example 30

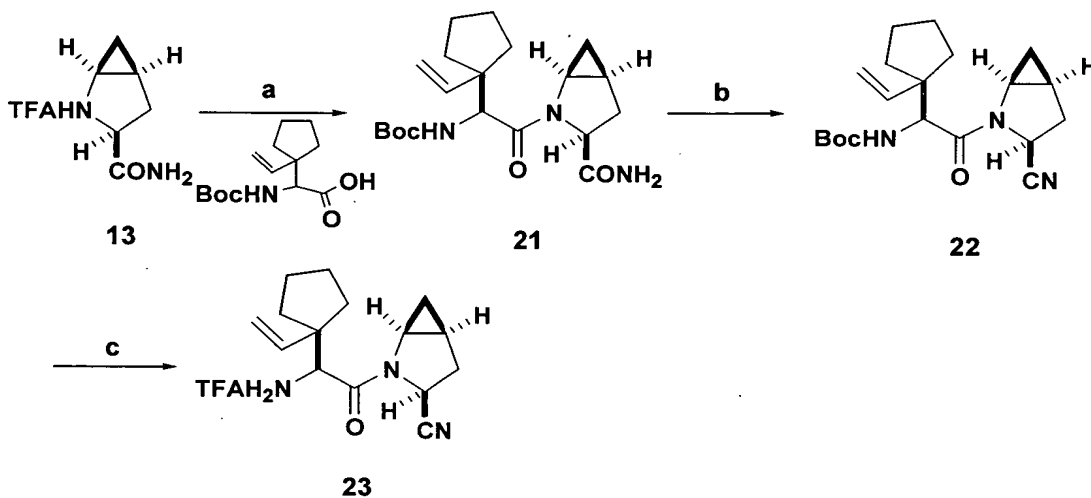
General Method C: Peptide coupling to 4,5-methano-
 prolinamide, amide dehydration and final deprotection.



15

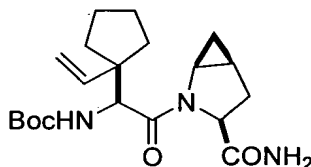
The TFA salt of amide **13** was coupled to a variety of
 racemic quaternary protected amino acids using HOBT/EDC
 20 in DMF at rt to give a D/L mixture of diastereomers at
 the N-terminal amino acid. The desired L diastereomer
 was chromatographically isolated either as the amide **21**
 or as the nitrile **22**. Nitrile **22** was obtained by
 treatment of the amide with POCl₃/imidazole in pyridine at
 25 -20°C. The final target **23** was obtained by deprotection
 under acidic conditions using TFA in CH₂Cl₂.

Scheme 5, General Method C



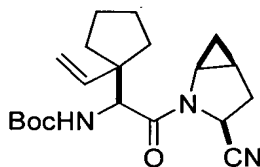
a. EDAC, HOBT, DMF b. POCl₃, pyridine, imidazole, -20C c. TFA, CH₂Cl₂, RT

Step 1



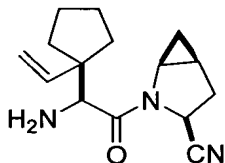
Example 6 Step 3 compound (877 mg, 3.65 mmol) and N-Boc
 cyclopentylvinylamino acid, described in Step 4 of
 10 general method B (1.13 g, 4.20 mmol) were dissolved in 20
 mL anhydrous DMF, cooled to 0°C and to this mixture was
 added EDAC (1.62 g, 8.4 mmol), HOBT hydrate (2.54 g, 12.6
 mmol, and TEA (1.27 g, 12.6 mmol) and the reaction was
 allowed to warm to rt and stirred for 24 h. The reaction
 15 mixture was taken up in EtOAc (100 mL), washed with H₂O (3
 x 20 mL), dried (Na₂SO₄), and purified by silica gel flash
 column chromatography (100% EtOAc) to give 1.38 g (86%)
 of Step 1 compound (MH⁺, 378).

Step 2



- 5 Step 1 compound (1.38 g, 3.65 mmol) and imidazole (497 mg, 7.30 mmol) were dried by toluene azeotrope (5 mL x 2), dissolved in 10 mL anhydrous pyridine, cooled to -30°C under nitrogen gas and POCl_3 (2.23 g, 14.60 mmol) was added by syringe. The reaction was complete after 1 h
- 10 and was evaporated to dryness and the remainder purified by two sequential flash column chromatographies over silica gel. The first column (100% EtOAc) was used to isolate the mixture of diastereomers (1.15 g, 88%) from the by-products of the reaction. The second column
- 15 (gradient of 25% EtOAc/hexanes to 50% EtOAc/hexanes) was run to resolve the mixture of diastereomers and provided 504 mg of the desired Step 2 nitrile (MH+360).

Step 3

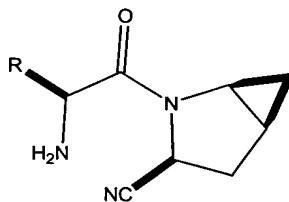


20

- 25 Step 2 compound (32 mg, 0.09 mmol) was dissolved in 1 mL of CH_2Cl_2 and 1 mL of TFA was added and the reaction stirred for 30 min at rt and was evaporated to dryness. The product was purified by reverse phase preparative column chromatography on a YMC S5 ODS 20 X 250 mm column to give 12 mg of the TFA salt (lyophilized from water or isolated after evaporation of eluent and trituration with
- 30 ether) the title compound. Purification conditions: gradient elution from 10% methanol/water/0.1 TFA to 90%

methanol/water/0.1 TFA over 18 min; 5 min. hold at 90% methanol/water/0.1 trifluoroacetic acid. Flow rate: 20 mL/min. Detection wavelength: 220.

- 5 Examples 30-39 were prepared by the methods outlined in General Method B and General Method C starting from cyclopentanone, cyclobutanone, cyclohexanone, cycloheptanone, cyclooctanone, cis-3,4-dimethylcyclopentanone, and 4-pyranone, cyclopropaneethylhemiacetal, acetone, and 3-pentanone respectively.
- 10

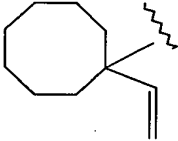
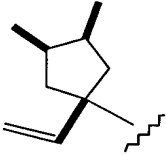
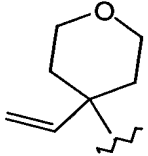
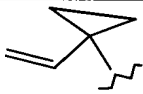
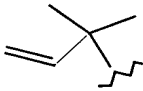
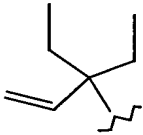
Table 2

15

Example	R	MS [M + H]
30		260
31		246
32		274
33		288

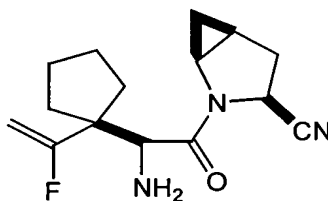
T09T20" E272250

1-0690

34		302
35		288
36		276
37*		232
38		234
39		262

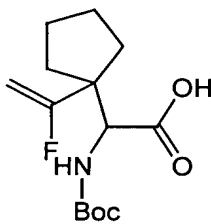
* Step 3 compound was prepared by the method described in Tetrahedron Letters 1986, 1281-1284.

Example 40



5

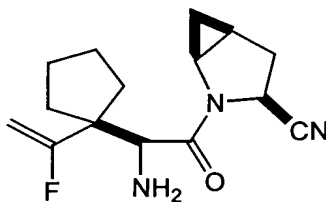
Step 1



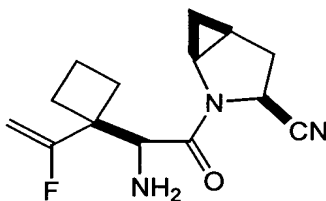
Step 1 compound was prepared employing general method B starting from cyclopentanone and 2-fluoro-triethylphosphonoacetate instead of triethylphosphonoacetate.

5

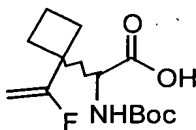
Step 2



10 Title compound was prepared by the peptide coupling of Step 1 acid followed by dehydration and final deprotection as described in general method C [MS (M+H) 278].

15Example 41

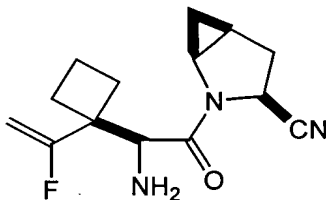
Step 1

20

Step 1 compound was prepared employing general method B starting from cyclobutanone and 2-fluoro-triethylphosphonoacetate instead of triethylphosphonoacetate.

25

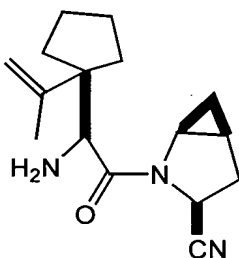
Step 2



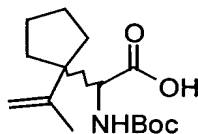
5 Title compound was prepared by the peptide coupling of Step 1 acid followed by dehydration and final deprotection as described in general method C. MS (M+H) 264.

10

Example 42



Step 1

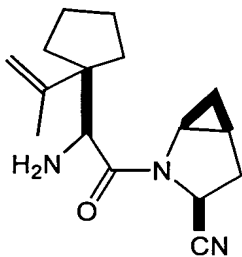


15

Step 1 compound was prepared employing general method B starting from cyclopentanone and triethylphosphono-propionate instead of triethylphosphonoacetate.

20

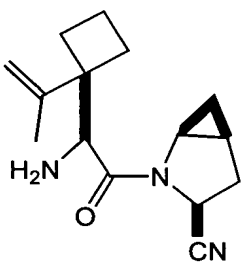
Step 2



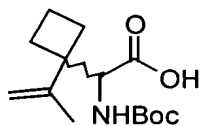
5 Title compound was prepared by the peptide coupling of Step 1 acid followed by dehydration and final deprotection as described in general method C. MS (M+H) 274

10

Example 43



Step 1



15

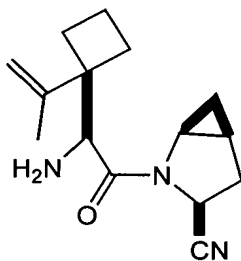
Step 1 compound was prepared employing general method B starting from cyclobutanone and triethylphosphono-propionate instead of triethylphosphonoacetate.

20

1,0730

1,0731

Step 2



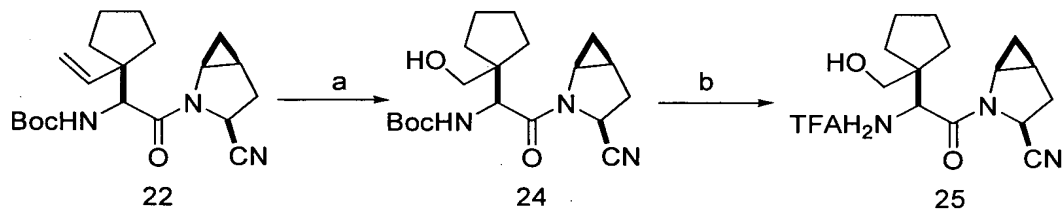
5 Title compound was prepared by the peptide coupling of Step 1 acid followed by dehydration and final deprotection as described in general method C. MS (M+H) 260.

10

Example 44

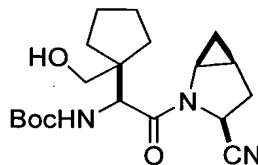
General Method D: Oxidative cleavage of vinyl substituent by ozonolysis. The protected cyclopentylvinyl nitrile **22** was treated with ozone for 6-
15 8 min and subjected to a reductive quench with sodium borohydride to furnish the hydroxymethyl analog **24** directly. This compound was deprotected under acidic conditions with TFA in CH₂Cl₂ at 0°C to give the target compound **25**.

20

Scheme 6, General Method D, Examples 44,46,48

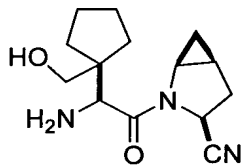
a. O₃, MeOH:CH₂Cl₂, 10:4, -78 C; then NaBH₄, -78 C to 0 C, 79%
b. TFA:CH₂Cl₂, 1:2, 0 degrees C.

Step 1



Cyclopentylvinyl compound prepared in Step 2 of general
 5 method C (1.28 g, 3.60 mmol) was dissolved in 56 mL of a
 2:5 mixture of CH₂Cl₂:methanol, cooled to -78°C and was
 treated with a stream of ozone until the reaction mixture
 took on a blue color, at which time, NaBH₄ (566 mg, 15.0
 mmol, 4.2 equiv) was added and the reaction was warmed to
 10 0°C. After 30 min, the reaction was quenched with 2 mL
 saturated aqueous NaHCO₃ and then warmed to rt. The
 reaction mixture was evaporated to dryness and taken up
 in EtOAc. A small amount of water was added to dissolve
 the inorganics and the layers separated. The EtOAc layer
 15 was dried (Na₂SO₄), filtered and evaporated to an oil that
 was purified by flash column chromatography on silica gel
 with EtOAc to give 922 mg (71%) of Step 1 compound.
 MS(M+H) 364.

20 Step 2



Step 1 compound (900 mg, 2.48 mmol) was dissolved in 60
 mL of CH₂Cl₂, cooled to 0°C and treated with 20 mL of
 25 freshly distilled TFA. The reaction was complete in 80
 min and the mixture was evaporated to dryness and
 purified by preparative HPLC (YMC S5 ODS 30 x 100 mm, 18
 minute gradient 80% Solv A:Solv B to 100% Solv B, Solvent
 A = 10% MeOH-90%H₂O-0.1% TFA, Solvent B = 90% MeOH-10%

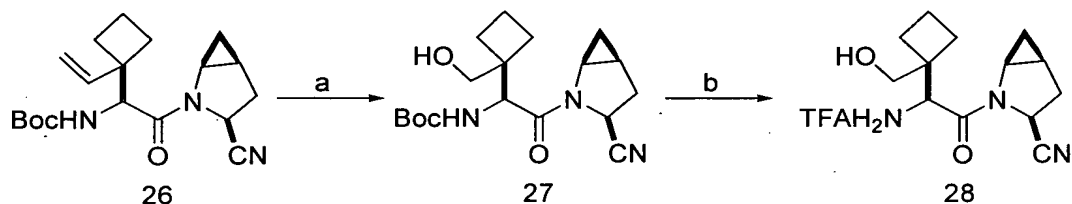
H₂O -.1% TFA, collected product from 5.1-6.5 min) to give, after lyophilization from water, 660 mg (71%) of title compound, TFA salt as a white lyophilate. (MH+264).

5

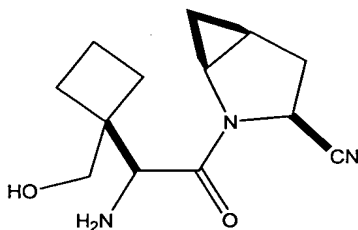
Example 45

General Method E: Oxidative cleavage of vinyl substituent by osmium tetroxide-sodium periodate followed by sodium borohydride reduction to alcohol. The cyclobutylolfin **26** was treated with osmium tetroxide and sodium periodate in THF:water, 1:1, and the intermediate aldehyde was isolated crude and immediately reduced with sodium borohydride to give **27** in 56% yield. Standard deprotection conditions using TFA afforded the target compound **28**.

15

Scheme 7, General Method E, Examples 45, 47

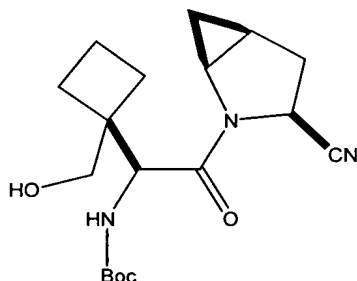
a. OsO₄, THF:H₂O; 1:1; NaIO₄; workup, then NaBH₄, MeOH, RT. 56%
 b. TFA:CH₂Cl₂, 1:2, 0 degrees C to RT.



20

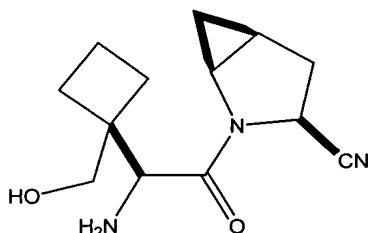
76

Step 1



- 5 N-Boc protected cyclobutylvinyl compound (Example 31, prepared by general method C) (0.16 g, 0.46 mmol) was dissolved in 10 mL of a 1:1 mixture of THF:water and treated with OsO₄ (12 mg, catalyst) and NaIO₄ (0.59 g, 2.76 mmol, 6 equiv). After 2 h, the reaction mixture was
- 10 diluted with 50 mL of ether and 10 mL of water. The layers were equilibrated and the organic fraction was washed one time with NaHCO₃ solution, dried over MgSO₄ and concentrated to give a dark oil. The oil was diluted
- 15 with 10 mL of methanol and treated with NaBH₄ (0.08 g, 2.0 mmol). The mixture turned very dark and after 30 min was diluted with ether and the reaction was quenched with aqueous NaHCO₃ solution. The mixture was equilibrated and layers separated. The organic fraction was washed with solutions of NaHCO₃ and 0.1 M HCl. The organics were
- 20 dried (MgSO₄) and concentrated to give 90 mg (56%) of the Step 1 compound as a dark oil.

Step 2



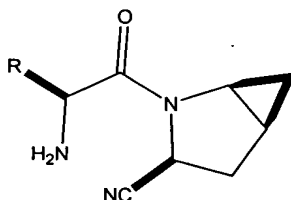
25

77

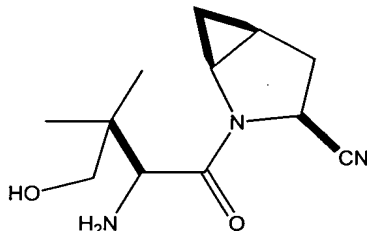
Step 1 compound (90 mg, 0.26 mmol) was dissolved in 3 mL of CH_2Cl_2 , cooled to 0°C and treated with 3 mL of freshly distilled TFA. The reaction was complete in 80 min and evaporated to dryness and purified by preparative HPLC (YMC S5 ODS 30 x 100 mm, 10 minute gradient 100%A to 100%B, Solvent A = 10% MeOH-90% H_2O -0.1% TFA, Solvent B = 90% MeOH-10% H_2O -0.1% TFA, to give, after removal of water, 50 mg (60%) of title compound. (MH+250).

10

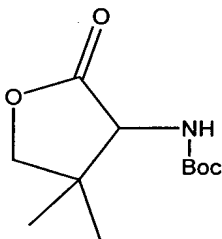
Table 3



Example	R	Method of Preparation	[M + H]
44		Ozonolysis/ borohydride	264
45		Osmium/periodate/ borohydride	250
46		Ozonolysis/ borohydride	278
47		Osmium/periodate/ borohydride	292
48		Ozonolysis/ borohydride	292

Example 49

10790
5 Step 1

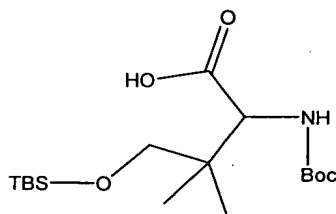


Part A. A 50-mL flask was charged with dihydro-4,4-
10 dimethyl-2,3-furandione (5.0 g, 39.0 mmol), acetic acid
(10 mL), sodium acetate (3.82 g, 39.0 mmol) and
hydroxylamine hydrochloride (2.71 g, 39.0 mmol). The
reaction mixture was stirred for 2 h at rt and
concentrated under reduced pressure to remove most of the
15 acetic acid. The remainder was poured into water (100
mL) and the aqueous phase extracted with EtOAc (3 X 40
mL). The organics were dried over Na₂SO₄ and concentrated
to a colorless oil which solidified on standing.

20 Part B. A 200-mL round bottomed flask was charged with
Part A solid (@ 39 mmol) and diluted with 80 mL of
ethanol and 39 mL of 2N HCl (78 mmol). The mixture was
treated with 1.0 g of 5% Pd/carbon and the mixture
degassed. The flask was placed under an atmosphere of H₂
25 for 8 h. The mixture was filtered through celite and the
filtrate concentrated to an off white solid.

Part C. A 250-mL round bottomed flask was charged with Part B solid and diluted with THF (50 mL) and water (15 mL). The mixture was treated with di-*tert*-butyldicarbonate (12.7 g, 117 mmol) and sodium bicarbonate (10.0 g, 117 mmol). After 4 h of stirring the mixture was diluted with 50 mL of ether and 50 mL of water. The layers were separated and the organic fraction dried over MgSO₄ and concentrated. The residue was purified by flash column chromatography on silica gel with 30% EtOAc in hexanes to give 2.00 g (22% overall) of Step 1 compound as a white solid.

Step 2

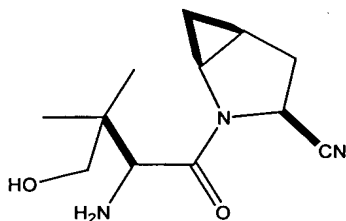


15

To a stirred solution of Step 1 compound (1.00 g, 3.80 mmol) in THF (20 mL) at rt under nitrogen was added LiOH hydrate (0.16 g, 3.80 mmol) and then water (5 mL). The reaction was stirred at 40°C for 0.5 h and then cooled to rt. The mixture was concentrated to dryness and the remainder was stripped from THF (2X), toluene (2X) and THF (1X). The remaining glass was diluted with 5 mL of THF and treated with imidazole (0.63 g, 9.19 mmol) followed by *t*-butyl-dimethylsilyl chloride (1.26 g, 8.36 mmol). The reaction was stirred overnight and quenched with 10 mL of methanol. After 1 h of stirring the mixture was concentrated. An additional portion of methanol was added and the mixture concentrated. The oil was diluted with ether and 0.1 N HCl (pH 2). The layers were equilibrated and aqueous drawn off. The organic

fraction was dried over MgSO₄ and concentrated to give 1.25 g (83%) of Step 2 compound as a colorless glass.

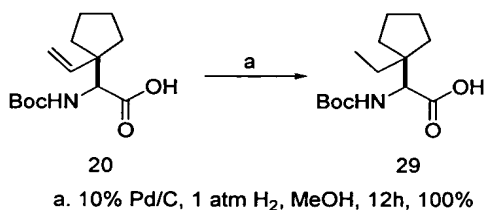
Step 3



The Title compound was prepared by the peptide coupling of Step 2 carboxylic acid with Example 6 Step 3 amine, followed by dehydration and deprotection as outlined in General Method C. MS (M+H) 238.

General Method F: Catalytic Hydrogenation of vinyl substituent. As shown in Scheme 8, the protected vinyl substituted amino acid **20** was transformed to the corresponding saturated analog **29** by catalytic hydrogenation using 10% Pd/C and hydrogen at atmospheric pressure.

Scheme 8, General Method F, Examples 50-56



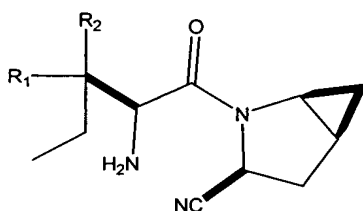
Step 1.

The N-(*tert*-Butyloxycarbonyl)(1'-vinylcyclopentyl)glycine (2.23 g, 8.30 mmol) was dissolved in 50 mL MeOH and placed in a hydrogenation vessel purged with argon. To this mixture was added 10% Pd-C (224 mg, 10% w/w) and the reaction stirred under 1 atm H₂ at rt for 12 h. The reaction was filtered through celite and concentrated and

purified by flash column chromatography on silica gel with 1:9 methanol:CH₂Cl₂ to give the Step 1 compound as a glass. (FAB MH+ 272)

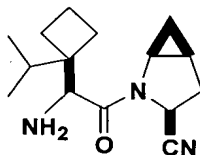
- 5 Examples 50-56 were prepared by the peptide coupling of amino acids (where the vinyl substituent has been hydrogenated according to general method F) followed by dehydration and deprotection as described in general method C.

10

Table 4

Example	R1, R2	MS [M + H]
50	Cyclopentyl	262
51	cyclobutyl	248
52	cycloheptyl	290
53	4-pyranyl	278
54	methyl, methyl	236
55	ethyl, ethyl	264
56	methyl, ethyl	250

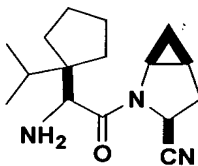
15

Example 57

The title compound in Example 57 was prepared by the peptide coupling of the isopropyl cyclobutane amino acid

(where the olefin substituent has been hydrogenated according to general method F) followed by dehydration and deprotection as described in general method C.

5

Example 58

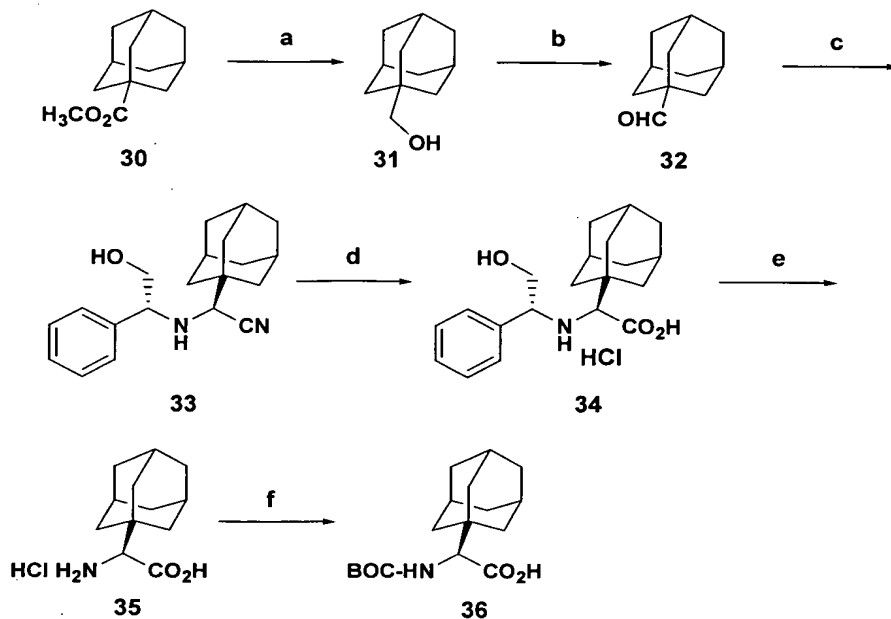
The title compound in Example 58 was prepared by the peptide coupling of the isopropyl cyclopentane amino acid
 10 (where the olefin substituent has been hydrogenated according to general method F) followed by dehydration and deprotection as described in general method C. MS (M+H) 276

15 **General Method G:** L-Amino acids synthesized by Asymmetric Strecker Reaction. Commercially available adamantyl carboxylic acid was esterified either in MeOH with HCl at reflux or using trimethylsilyldiazomethane in Et₂O/methanol to give **30**. The ester was reduced to the
 20 alcohol **31** with LAH in THF and then subjected to a Swern oxidation to give aldehyde **32**. Aldehyde **32** was transformed to **33** under asymmetric Strecker conditions with KCN, NaHSO₃ and R-(-)-2-phenylglycinol. The nitrile of **33** was hydrolyzed under strongly acidic conditions
 25 using 12M HCl in HOAc to give **34**. The chiral auxiliary was removed by catalytic reduction using Pearlman's catalyst in acidic methanol under 50 psi hydrogen to give **35** and the resulting amino group was protected as the t-butylcarbamate to give **36**.

30

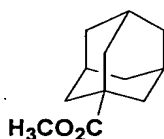
83

Scheme 9, General Method G, Examples 59-64



a. LAH, THF, 0 C to RT, 96% b. ClCOCOCl, DMSO, CH₂Cl₂, -78 C, 98% c. R-(-)-2-Phenylglycinol, NaHSO₃, KCN d. 12M HCl, HOAc, 80 C, 16h, 78 % e. 20% Pd(OH)₂, 50 psi H₂, MeOH:HOAc, 5:1 f. (Boc)₂O, K₂CO₃, DMF, 92%, 2 steps

Step 1



5

Adamantane-1-carboxylic acid (10.0 g, 55 mmol, 1 equiv) was dissolved in a mixture of Et₂O (160 mL) and MeOH (40 mL), and was treated with trimethylsilyl diazomethane (2.0 M in hexane, 30 mL, 60 mmol, 1.1 equiv) and stirred at rt for 3 h. The volatiles were then removed by rotary evaporation and the product purified by flash column chromatography on silica gel (5x15 cm) with 40% CH₂Cl₂/hexanes to give the product as a white crystalline solid (10.7 g, 100%).

15

Step 2



- Step 1 compound (10.7 g, 0.055 mmol, 1 equiv) was
- 5 dissolved in anhydrous THF (150 mL) under argon and was treated with a solution of LiAlH₄ (1 M in THF, 69 mL, 69 mmol, 1.25 equiv). After stirring at rt for 1.5 h, the reaction was cooled to 0°C and quenched sequentially with H₂O (5.1 mL), 15% aq NaOH (5.1 mL), and H₂O (10.2 mL).
- 10 After stirring at rt for 15 min, the slurry was vacuum filtered, and the solids washed with EtOAc (2x100 mL). The filtrate was concentrated by rotary evaporation and the resulting solid purified by flash column chromatography on silica gel (5x15 cm) with 10%
- 15 EtOAc/CH₂Cl₂. This afforded the Step 2 product as a white solid (8.74 g, 96%).

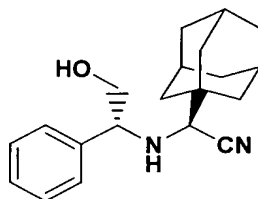
Step 3



- 20 An oven-dried 3-neck flask equipped with 125-mL addition funnel was charged with anhydrous CH₂Cl₂ (150 mL) and anhydrous DMSO (10.3 mL, 0.145 mol, 2.5 equiv) under argon atmosphere and cooled to -78°C. Slow dropwise
- 25 addition of oxalyl chloride (6.7 mL, 0.0768 mol, 1.32 equiv) followed by stirring for 15 min provided an activated DMSO adduct. This was treated with a solution of Step 2 compound (9.67 g, 58.2 mmol, 1 equiv) in dry CH₂Cl₂ (75 mL) and the reaction allowed to stir for 1 h.
- 30 The resulting white mixture was then treated dropwise with triethylamine (40.5 mL, 0.291 mol, 5 equiv). After

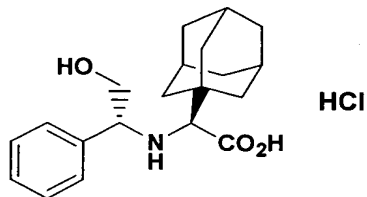
30 min, the cooling bath was removed, and the reaction quenched sequentially with cold 20% aq KH_2PO_4 (25 mL) and cold H_2O (150 mL). After stirring at rt for 15 min the mixture was diluted with Et_2O (400 mL) and the layers were separated. The organics were washed organic with cold 10% aq KH_2PO_4 (3x150 mL) and satd aq NaCl (100 mL). The organics were dried (Na_2SO_4), filtered and concentrated. The residue was purified by flash column chromatography on silica gel (5x10 cm) with CH_2Cl_2 to give the Step 3 compound as a white solid (9.40 g, 98%).

Step 4



Step 3 compound (9.40 g, 57 mmol, 1 equiv) was suspended in H_2O (145 mL) and cooled to 0°C . The mixture was treated with NaHSO_3 (5.95 g, 57 mmol, 1 equiv), KCN (4.0 g, 59 mmol, 1.04 equiv), and a solution of (*R*)-(-)-phenylglycinol (8.01 g, 57 mmol, 1 equiv) in MeOH (55 mL). The resulting mixture was stirred at rt for 2 h, then refluxed for 16 h. The mixture was cooled to rt, and 200 mL of EtOAc added. After mixing for 15 min the layers were separated. The aqueous fraction was extracted with EtOAc . The combined EtOAc extracts were washed with brine (50 mL), dried over anhydrous Na_2SO_4 , filtered and the filtrate concentrated. The product was purified by flash column chromatography on silica gel (6.4x20 cm) with 20% EtOAc /hexanes to give the desired (*R,S*) product as a white solid (11.6 g, 37.4 mmol, 65%): MS m/e 311 ($\text{M}+\text{H}$)⁺.

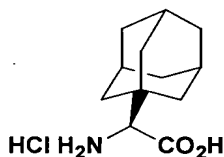
Step 5



The Step 4 nitrile (5.65 g, 18 mmol) was heated in conc. HCl (120 mL) and HOAc (30 mL) at 80°C for 18 h, at which time the reaction was cooled in an ice bath. Vacuum filtration of the resulting precipitate afforded the desired product as a white solid (5.21 g, 14 mmol, 78%). MS m/e 330 (m+H)⁺.

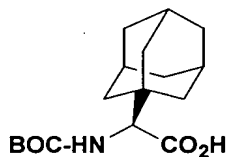
10

Step 6



The Step 6 compound (5.21 g, 14 mmol) was dissolved in MeOH (50 mL) and HOAc (10 mL), and hydrogenated with H₂ (50 psi) and Pearlman's catalyst (20% Pd(OH)₂, 1.04 g, 20% w/w) for 18 h. The reaction was filtered through a PTFE membrane filter and the catalyst washed with MeOH (3x25 mL). The filtrate was concentrated by rotary evaporation to afford a white solid. The product was used in Step 7 without further purification.

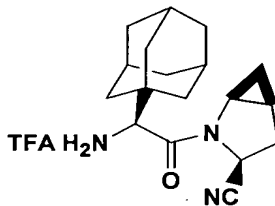
Step 7

25

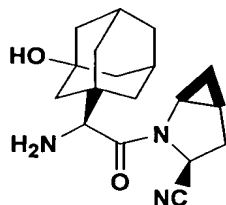
The crude Step 6 compound (@ 14 mmol) was dissolved in anhydrous DMF (50 mL) under argon and treated with K₂CO₃

(5.90 g, 42 mmol, 3 equiv) and di-*tert*-butyldicarbonate (3.14 g, 14 mmol, 1 equiv) under argon at rt. After 19 h, the DMF was removed by rotary evaporation (pump) and the residue dried further under reduced pressure. The residue was mixed with H₂O (100 mL) and Et₂O (100 mL), the layers separated, and the alkaline aqueous with Et₂O (2x100 mL) to remove the by-product from the hydrogenolysis step. The aqueous was cooled to 0°C, diluted with EtOAc (200 mL), and stirred vigorously while carefully acidifying the aqueous to pH 3 with 1N aq HCl. The layers separated and the aqueous extracted with EtOAc (100 mL). The combined EtOAc extracts were washed with brine (50 mL), dried (Na₂SO₄), filtered and the filtrate concentrated by rotary evaporation. The residue was purified by SiO₂ flash column (5x12 cm) with 5% MeOH/CH₂Cl₂ + 0.5% HOAc. The product was chased with hexanes to afford the product as a white foam (4.07 g, 13 mmol, 92%): MS m/e 310 (m+H)⁺.

20

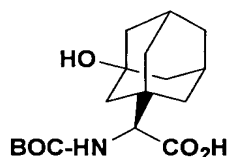
Example 59

The title compound in Example 59 was prepared by the peptide coupling of the Step 7 compound in general method G followed by dehydration and deprotection as described in general method C. MS m/e 300 (m+H)⁺.

Example 60

Step 1

5

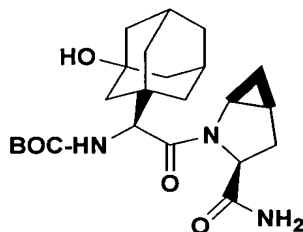


10 A solution of KMnO₄ (337 mg, 2.13 mmol, 1.1 equiv) in 2% aq KOH (6 mL) was heated to 60°C and Step 7 compound in general method G (600 mg, 1.94 mmol, 1 equiv) was added in portions, and heating increased to 90°C. After 1.5 h, the reaction was cooled to 0°C, EtOAc (50 mL) was added, and the mixture was carefully acidified to pH 3 with 1N HCl. The layers were separated and the aqueous was extracted with EtOAc (50 mL). The combined organic

15 extracts were washed with brine, dried over Na₂SO₄, filtered and concentrated. The residue was purified by flash column chromatography on silica gel (3.8x15 cm) with 2% (200 mL), 3% (200 mL), 4% (200 mL), and 5% (500 mL) MeOH/CH₂Cl₂ + 0.5% HOAc. After isolation of the

20 product, the material was chased with hexanes to afford a white solid (324 mg, 51%): MS m/e 326 (m+H)⁺.

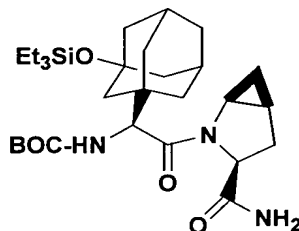
Step 2



25

The Step 1 compound (404 mg, 1.24 mmol, 1 equiv) was dissolved in anhydrous DMF (10 mL) under argon and cooled to 0°C. The following were added in order: Example 6 Step 3 salt (328 mg, 1.37 mmol, 1.1 equiv), HOBT (520 mg, 3.85 mmol, 3.1 equiv), EDAC (510 mg, 2.61 mmol, 2.1 equiv), and TEA (0.54 mL, 3.85 mmol, 3.1 equiv). The reaction mixture was allowed to warm to rt overnight and the DMF removed by rotary evaporation (pump). The remainder was dried further under vacuum. The residue was dissolved in EtOAc (100 mL), washed with satd aq NaHCO₃ (50 mL) and satd aq NaCl (25 mL), dried over anhydrous Na₂SO₄, filtered and concentrated by rotary evaporation. The product was purified flash column chromatography on silica gel (3.8x15 cm) with a gradient of 6% (200 mL), 7% (200 mL), and 8% (500 mL) MeOH/CH₂Cl₂ to give the product as a white solid (460 mg, 1.06 mmol, 85%): MS m/e 434 (m+H)⁺.

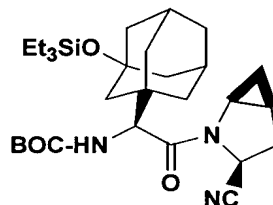
Step 3



The Step 2 compound (95 mg, 0.22 mmol, 1 equiv) was dissolved in anhydrous CH₂Cl₂ (2.5 mL) under argon and cooled to -78°C. The mixture was treated with diisopropylethylamine (65 μL, 0.37 mmol, 1.7 equiv), and triethylsilyl triflate (75 μL, 0.33 mmol, 1.5 equiv), and stirred at 0°C for 1.5 h. The reaction was mixed with MeOH (0.5 mL), silica gel (200 mg) and H₂O (2 drops) and stirred at rt for 18 h. The solvent was removed by rotary evaporation and the residue purified flash column

chromatography on silica gel (2.5x10 cm) with 4% MeOH/CH₂Cl₂ to afford the product (92 mg, 0.17 mmol, 77%): MS m/e 548 (m+H)⁺.

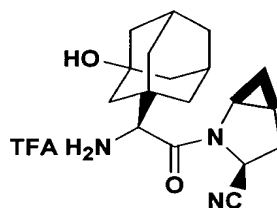
5 Step 4



10 The Step 3 compound (90 mg, 0.16 mmol, 1 equiv) was dissolved in anhydrous pyridine (2 mL) under argon and cooled to -30°C. Treatment with imidazole (24 mg, 0.35 mmol, 2.1 equiv) and phosphorous oxychloride (66 μL, 0.67 mmol, 4.1 equiv), and continued stirring at -30°C for 45 min gave a thick slurry. Volatiles were by rotary evaporation and the cake dried further under reduced

15 pressure. The product was purified by flash column chromatography on silica gel (2.5x10 cm) with 7% EtOAc/CH₂Cl₂ to afford the product as a white foam (76 mg, 87%): MS m/e 530 (m+H)⁺

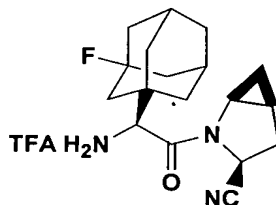
20 Step 5



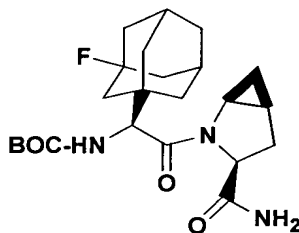
25 The Step 4 compound (76 mg, 0.14 mmol) was dissolved in anhydrous CH₂Cl₂ (1 mL) and cooled to 0°C and treated with TFA (1 mL) and H₂O (2 drops) and stirred for 1.5 hr at 0°C. The solvents were removed by rotary evaporation and the residue was chased with toluene (5 mL) and dried

under reduced pressure. Trituration with Et₂O afforded the title compound as a white solid (54 mg, 88%): MS m/e 316 (m+H)⁺.

5

Example 61

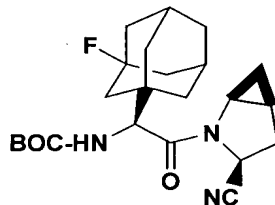
Step 1



10

An oven-dried flask purged with argon was charged with anhydrous CH₂Cl₂ (3 mL) and cooled to -78°C. Treatment with diethylaminosulfur trifluoride (DAST, 60 μL, 0.45 mmol, 1.5 equiv), followed by a solution of the Example 60 Step 2 compound (131 mg, 0.30 mmol, 1 equiv) in dry CH₂Cl₂ (3 mL). After 15 min, the reaction was poured into a separatory funnel containing satd aq NaHCO₃ (25 mL) and the layers were separated. The aqueous fraction was extracted with CH₂Cl₂ (25 mL), then the combined organic extracts were washed with brine (10 mL), dried (Na₂SO₄), filtered and concentrated. The product was purified by flash column chromatography on silica gel (2.5x10 cm) with 5% MeOH/CH₂Cl₂ to give Step 1 compound (124 mg, 0.29 mmol, 94%): MS m/e 436 (m+H)⁺.

Step 2

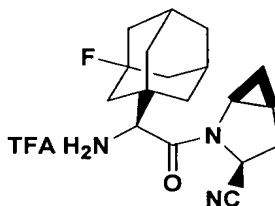


5 The fluorinated amide from Step 1 (161 mg, 0.37 mmol, 1 equiv) was dissolved in anhydrous pyridine (4 mL) under argon and cooled to -30°C . The mixture was treated with imidazole (54 mg, 0.77 mmol, 2.1 equiv) and phosphorous oxychloride (143 μL , 1.52 mmol, 4.1 equiv) and stirred at -30°C for 40 min. The solvent was removed by rotary

10 evaporation and dried further under reduced pressure. The product was purified by flash column chromatography on silica gel (2.5x10 cm) with 5% EtOAc/ CH_2Cl_2 to give the Step 2 compound as a white foam (126 mg, 82%): MS m/e 418 ($\text{m}+\text{H}$)⁺.

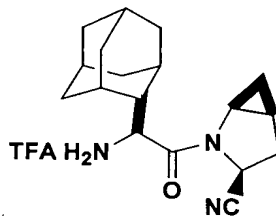
15

Step 3

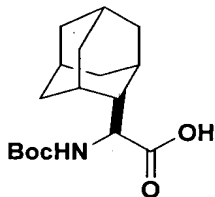


20 The Step 2 compound (125 mg, 0.30 mmol) was dissolved in TFA/ CH_2Cl_2 (1:1 v/v, 2 mL), and stirred at rt. After 30 min, the solvents were removed by rotary evaporation, the remainder was chased with toluene (2x5 mL), and the solid dried under reduced pressure. Trituration with Et_2O afforded the title compound as a white solid (93 mg, 0.21

25 mmol, 72%): MS m/e 318 ($\text{m}+\text{H}$)⁺.

Example 62

Step 1

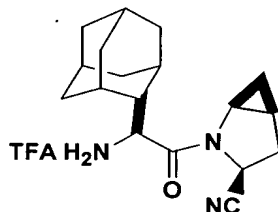


5

The Step 1 compound was prepared beginning with 2-adamantanal and elaborated to the homochiral Boc-amino acid by an asymmetric Strecker synthesis according to general method G.

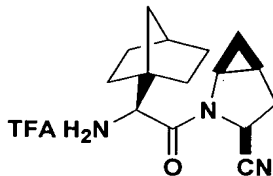
10

Step 2



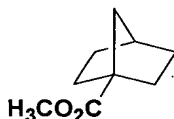
15 The title compound in Example 62 was prepared by the peptide coupling of the 2-adamantyl amino acid described in Step 1 followed by dehydration and deprotection as described in general method C. MS (M+H) 300.

Example 63

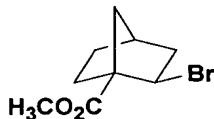


Step 1

5



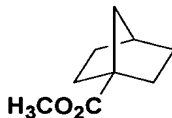
10 An oven-dried flask equipped with a condenser and drying tube was charged with norbornane-2-carboxylic acid (4.92 g, 35 mmol, 1 equiv) and treated with bromine (2.1 mL, 41 mmol, 1.15 equiv) and phosphorous trichloride (0.153 mL, 1.8 mmol, 0.05 equiv). The mixture was heated at 85°C for 7 h protected from light. Additional bromine (0.4 mL, 7.8 mmol, 0.22 equiv) was added with continued heating for 1 h. The mixture was cooled to rt, and Et₂O (100 mL) was added. The mixture was washed with 10% aq NaHSO₃ (50 mL), H₂O (2x50 mL), and brine (25 mL). The ether fraction was dried (Na₂SO₄), filtered and concentrated by rotary evaporation. The product was purified by flash column chromatography on silica gel (5x15 cm) with 2% to 4% MeOH/CH₂Cl₂ + 0.5% HOAc. The product was chased with hexanes to remove residual HOAc. The isolated material consists of two inseparable materials (4.7 g), which was used without further purification in the next step.



25 The crude product from above, exo-2- bromonorbornane-1-carboxylic acid (4.7 g, impure) in Et₂O (80 mL) and MeOH (20 mL), was mixed with trimethylsilyldiazomethane (2.0 M in hexane, 11.8 mL, 23.6 mol), and stirred at rt for 1 h.

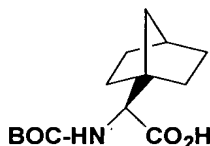
95

Solvent was removed by rotary evaporation, and purification of the oil by flash column chromatography on silica gel (5x18 cm) with a gradient of CH₂Cl₂/hexanes (600 mL each of 20% and 30%) followed by CH₂Cl₂ afforded the product as a white solid (3.97 g, 0.017 mol, 79% for 2 steps): MS m/e 233/235 (m+H)⁺.



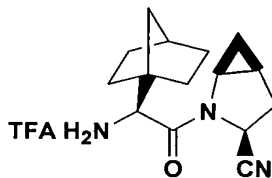
Methyl exo-2-bromonorbornane-1-carboxylate (2.0 g, 8.58 mmol, 1 equiv) was dissolved in anhydrous THF (50 mL) in an oven-dried 3-neck flask equipped with a condenser, and purged with argon. The mixture was treated with AIBN (288 mg, 1.71 mmol, 0.2 equiv) and tributyltin hydride (3.6 mL, 12.87 mmol, 1.5 equiv), and then heated to reflux for 2 h. The flask was cooled to rt, and the THF was removed by rotary evaporation to give the crude product. The product was purified by flash column chromatography on silica gel (5x10 cm) with 5% EtOAc/hexanes. The resulting material was used in the next step without further purification.

Step 2



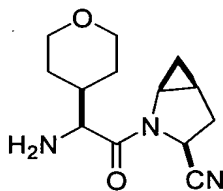
25 The Step 1 compound was prepared beginning with 1-norbornyl methyl carboxylate and elaborated to the homochiral Boc amino acid by an asymmetric Strecker synthesis according to general method G.

Step 3

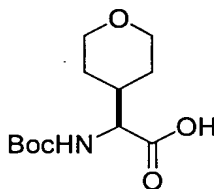


5 The title compound in Example 63 was prepared by the peptide coupling of the 1-norbornyl amino acid described in Step 2, followed by dehydration and deprotection as described in general method C. MS (M+H) 260.

Example 64

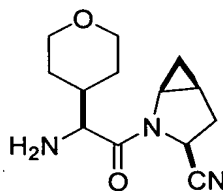


Step 1



15 The Step 1 compound was prepared beginning with 4-formylpyran and elaborated to the homochiral Boc amino acid by an asymmetric Strecker synthesis according to general method G.

20 Step 2



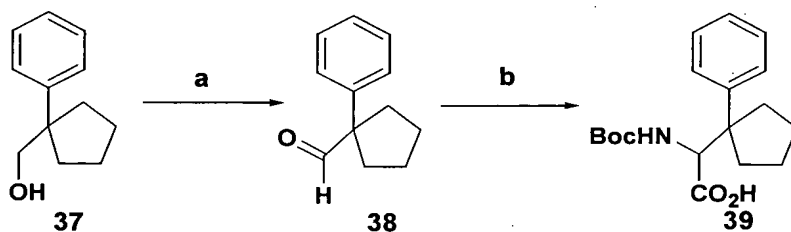
The title compound in Example 64 was prepared by the peptide coupling of the 4-pyranyl amino acid described in Step 2, followed by dehydration and deprotection as described in general method C. MS (M+H) 250.

5

General Method H: Strecker Synthesis of Racemic Amino Acids.

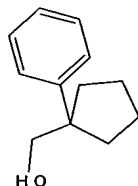
Scheme 10, General Method H, Examples 65-66

10



a. celite, PCC, CH₂Cl₂, RT, 91% b. NH₄Cl, NaCN, MeOH; 12M HCl, HOAc; (Boc)₂O, TEA, DMF.

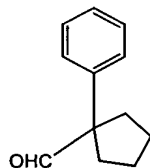
Step 1



15

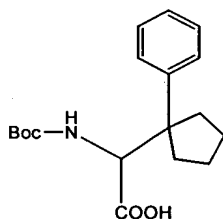
To a stirred solution of 1-phenylcyclo-1-pentane-carboxylic acid (5.00 g, 26.3 mmol) in 25 mL of THF at 0°C was added LAH (52 mL, 52 mmol, 1M) in THF. The reaction mixture was slowly warmed to rt and then refluxed for 18 h. The reaction was quenched according to the Fieser procedure: careful addition of 2 mL of water; 6 mL of 15% NaOH in water; and 2 mL of water. The biphasic mixture was diluted with 100 mL of ether and the granular white solid filtered off. The ether fraction was dried over Na₂SO₄ and evaporated to give 4.30 g (93%) of the Step 1 compound.

Step 2



- 5 To a stirred solution of Step 1 compound (0.80 g, 4.50 mmol) in 15 mL of CH₂Cl₂ at rt was added celite (5 g) followed by PCC (1.95 g, 5.00 mmol). After stirring for 3 h the reaction mixture was diluted with 40 mL of CH₂Cl₂ and filtered through celite. The filtrate was filtered an additional time through silica gel resulting in a colorless filtrate. The CH₂Cl₂ fraction was evaporated to give 0.72 g (91%) of the aldehyde as a colorless oil.

Step 3

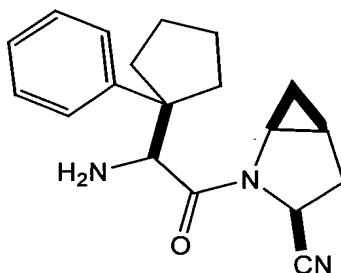


- 15 To a 50-mL round-bottomed flask containing Step 2 compound (0.72 g, 4.20 mmol) in 8 mL of water at rt was added NaCN (0.20 g, 4.20 mmol) followed by NH₄Cl (0.20 g, 5.00 mmol). To this reaction mixture was then added methanol (8 mL) and the mixture was allowed to stir overnight. The reaction mixture was then extracted with ether (2X15 mL), dried (MgSO₄) and concentrated under reduced pressure to give the crude Strecker product.

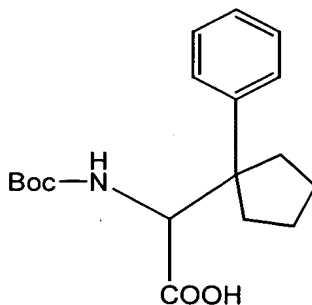
- 25 To a 100-mL round-bottomed flask containing the crude Strecker product was added 10 mL of HOAc and 10 mL of conc. HCl. The mixture was refluxed overnight. The mixture was concentrated under reduced pressure to give a

yellow solid. The solid was triturated with 5 mL of 1:1 mixture of ether and hexanes. The white solid was treated with triethylamine (1.4 mL, 9.99 mmol) and di-tert-butylidicarbonate (1.00 g, 4.60 mmol) in 50 mL DMF. After 4 h the pH of the mixture was adjusted to 9 with saturated Na₂CO₃ soln. After an additional 3 h of stirring the mixture was extracted with 1:1 ether and hexanes and the aqueous fraction acidified to pH 2 with 5% KHSO₄ solution. The aqueous phase was washed with ether (2 X 40 mL), the organics dried (MgSO₄), and evaporated to an oil that was purified by silica gel flash chromatography with 8:92 methanol:CH₂Cl₂ to give 0.3 g (23%) of the Boc-protected amino acid as a light oil (M-H, 318).

15

Example 65

Step 1



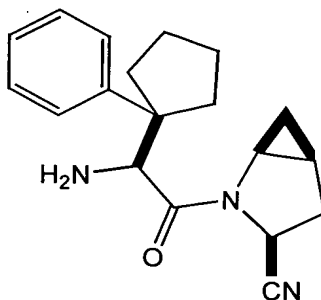
20

The synthesis of the Step 1 compound was described in general method H for the Strecker synthesis of racemic amino acids.

25

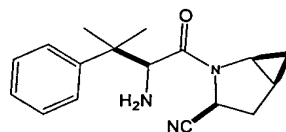
100

Step 2

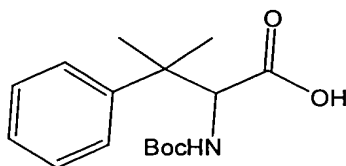


The title compound in Example 65 was prepared by the peptide coupling of the cyclopentylphenyl amino acid described in Step 1 and general method H followed by dehydration and deprotection as described in general method C. MS (M+H) 310.

10

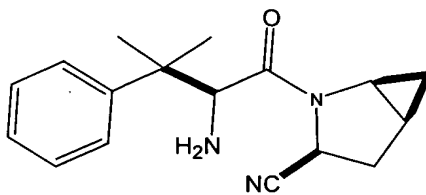
Example 66

Step 1



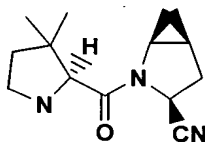
Step 1 compound was prepared using racemic Strecker synthesis according to general method H starting from 2,2-dimethyl-phenylacetic acid.

20 Step 2



The title compound in Example 66 was prepared by the peptide coupling of the dimethylphenyl amino acid described in step 1 followed by dehydration and deprotection as described in general method C. MS (M+H)

5 284.

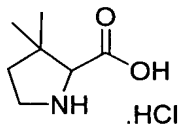
Example 67

10 Step 1

15 N-(Benzyloxycarbonyl) succinimide (5.6 g, 22.4 mmol) was dissolved in CH₂Cl₂ (25 mL) and the solution was added to a cooled (0°C) and stirred solution of diethyl aminomalonate hydrochloride (5.0 g, 23.6 mmol) and triethylamine (13.4 mL, 95 mmol) in CH₂Cl₂ (125 ml). The resulting solution was stirred at 0°C for 10 min and then at rt for 1 h. The solution was washed with 10% citric acid (2 x 50 mL), 10% sodium hydrogen carbonate (2 x 50 mL), and water (50 mL) and was then dried (Na₂SO₄) and evaporated to afford diethyl N-benzyloxycarbonylamino-

20 malonate as a colorless oil, which crystallized upon standing at 0°C (6.3 g) (LC/Mass + ion):310 (M+H).

25 Step 2



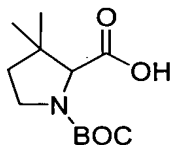
30 Step 1 compound (6.18 g, 20 mmol) was dissolved in dry ethanol (30 mL) and added to a solution of sodium ethoxide (2.85 g, 8.8 mmol; 21% w/w solution in ethanol (6 mL). A solution of 3-methyl-2-butenal (1.68 g, 20

mmol) in ethanol (12 mL) was added, and the solution stirred at 25°C for 24 h. Acetic acid (0.56 mL) was then added the solution hydrogenated at 50 psi for 24 h using 10% Pd/C (2.0 g) as catalyst. The solution was filtered, evaporated and the residue chromatographed on silica with CH₂Cl₂ / EtOAc (9:1) to give 2,2-dicarboethoxy-3,3-dimethyl-pyrrolidine (1.6 g) (LC/Mass, + ion): 244 (M+H).

10 This diester (850 mg) was refluxed in 5 M hydrochloric acid (10 mL)/TFA (1 mL) for 8 h to give, after evaporation, a powdery white solid. Crystallization from methanol/ether gave 3,3-dimethyl-dl-proline hydrochloride (190 mg) as white crystals mp 110-112°C.

15

Step 3

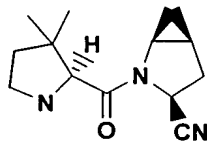


Step 2 compound (173 mg, 0.97 mmol) was dissolved in DMF (3 mL)/ water (3 mL). To this clear solution was added triethylamine (0.46 mL, 3.18 mmol) and di-*t*-butyl dicarbonate (0.23 g, 1.06 mmol), and the reaction mixture was stirred at rt for 5 h. The solution was evaporated and the residue chromatographed on silica column using CH₂Cl₂/methanol (9:1) as eluent to yield *t*-butyloxy-carbonyl-3,3-dimethyl-dl-proline (200 mg) as an oil (LC/Mass, + ion): 244 (M+H).

20

25

Step 4

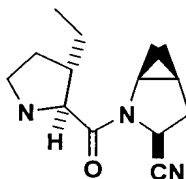


71040

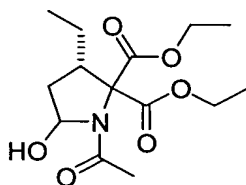
The title compound in Example 67 was prepared by the peptide coupling of the *t*-butyloxycarbonyl-3,3-dimethyl-dl-proline amino acid described in Step 3 followed by dehydration and deprotection as described in general method C. MS (M+H) 220.

10

Example 68



Step 1



15

697337260

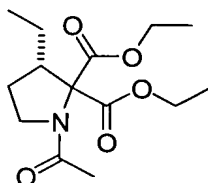
71041

Sodium ethoxide (940 mg of 21 wt% solution in ethanol, 2.9 mmol) in ethanol (2 mL) was added to a stirred solution of diethyl acetamidomalonate (4.31g, 19.8 mmol) in EtOH (23 mL) at rt under argon. The reaction mixture was cooled to 0°C; and trans-2-pentenal (1.51 g, 18.0 mmol) was added dropwise maintaining the reaction temperature at < 5°C. After the addition, the reaction was allowed to warm to rt, stirred for 4 h, then quenched with acetic acid (460 μl). The solution was concentrated in vacuo, and the residue dissolved in EtOAc (25 mL), washed with 10% NaHCO₃ solution (2x5 mL), brine and dried (MgSO₄). The solution was filtered and concentrated to a

10 mL volume, then heated to reflux and diluted with hexane (20 mL). Upon cooling to rt, the title compound precipitated and was collected to give 3.0 g (50%) of the Step 1 compound (mp 106-109°C; LC/Mass: + ions, 324 M+Na).

5

Step 2

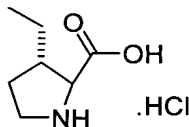


10 To a solution of Step 1 compound (2.87 g, 9.5 mmol) and triethylsilane (2.28 mL, 14.3 mmol) in CH₂Cl₂ (30 mL) under argon was added TFA (7.35 mL, 95.3 mmol) dropwise with stirring while maintaining the internal temperature at 25°C by means of an ice bath. After stirring for 4 h

15 at rt, the solution was concentrated. The residue was diluted with CH₂Cl₂ (100 mL), then treated with H₂O (50 mL) and solid Na₂CO₃ with vigorous stirring until the mixture was basic. The organic layer was separated, dried (Na₂SO₄), filtered, then concentrated to give the

20 Step 2 compound as a yellow oil which was used without further purification (LC/Mass: + ions, 308 M+Na).

Step 3



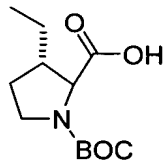
25

Step 2 compound (3.73 g, 9.5 mmol) was suspended in 6 N HCl (20 mL) and HOAc (5 mL) and heated at reflux for 20 h. The reaction mixture was then cooled, washed with EtOAc (20 mL), then concentrated to give an oil which

30 crystallized upon trituration with ether to give the

title compound (1.2 g, 70.6%) (LC/Mass, + ion): 144 (M+H).

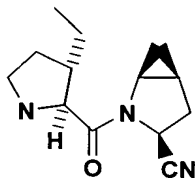
Step 4



Step 3 compound (692 mg, 3.76 mmol) was dissolved in acetone (12 mL)/ water (12 mL). To this clear solution was added triethylamine (1.9 mL, 12.8 mmol) and di-*t*-butyl dicarbonate (928 mg, 4.24 mmol). The reaction mixture was stirred at rt for 18 h. The solvents were evaporated and the residue chromatographed on silica with 1:9 methanol:CH₂Cl₂ to give the Step 4 compound as an oil (LC/Mass: + ions, 266 M+Na).

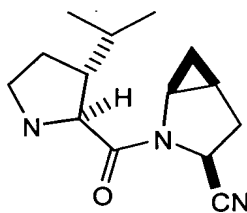
15

Step 5

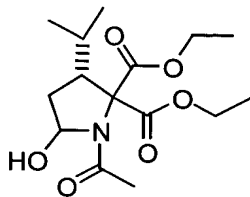


Example 68 compound was prepared by peptide coupling of Step 4 amino acid followed by dehydration and deprotection as described in general method C (MS (M+H) 234).

Example 69



Step 1



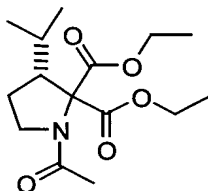
5 Sodium ethoxide (940 mg, 2.9 mmol; 21% w/w solution in ethanol) in ethanol (2 mL) was added to a stirred solution of diethyl acetamidomalonate (4.31 g, 19.8 mmol) in EtOH (23 mL) at rt under argon. The reaction mixture was cooled to 0°C; and 4-methyl-2-pentenal (1.77 g, 18.0 mmol) was added dropwise maintaining the reaction

10 temperature at < 5°C. After the addition, the reaction was allowed to warm to rt, stirred for 4 h, then quenched with acetic acid (460 µl). The solution was concentrated and the remainder dissolved in EtOAc (25 mL). The organics were washed with 10% NaHCO₃ solution (2x5 mL),

15 brine and dried (MgSO₄). The solution was filtered and concentrated to 10 mL volume, then heated to reflux and treated with hexane (20 mL). On cooling, the Step 1 compound precipitated and was collected (3.3 g) (LC/Mass, + ion): 338 (M+Na).

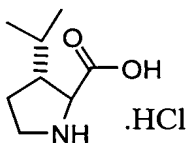
20

Step 2

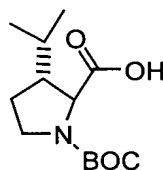


25 To a solution of Step 1 compound (3.0g, 9.5 mmol) and triethylsilane (2.28 mL, 14.3 mmol) in CH₂Cl₂ (30 mL) under argon was added TFA (7.35 mL, 95.3 mmol) dropwise with stirring while maintaining the internal temperature at 25°C, by means of an ice bath. After stirring for 4 h

at rt, the solution was concentrated, the residue diluted with CH_2Cl_2 (100 mL), then treated with H_2O (50 mL) and solid Na_2CO_3 with vigorous stirring until the mixture was basic. The organic layer was separated, dried (Na_2SO_4),
 5 filtered, then concentrated to give the title compound as an oil which was used without further purification (LC/Mass: + ions, 300 M+H).

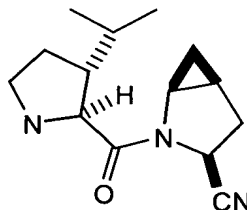
 Step 3


Step 2 compound (3.8 g, 9.5 mmol) was suspended in 6 N HCl (20 mL) and HOAc (5 mL) and heated at reflux for 20
 15 h. The reaction mixture was cooled, washed with EtOAc (20 mL), then concentrated to give an oil which crystallized upon trituration with ether to give the step 3 compound (1.4 g, 76.0%). LC/Mass: + ions, 158 (M+H).

 20 Step 4


Step 3 compound (728 mg, 3.76 mmol) was dissolved in a
 25 1:1 acetone/water solution (24 mL). To this clear solution was added triethylamine (1.9 mL, 12.8 mmol) and di-*t*-butyl dicarbonate (928 mg, 4.24 mmol). The reaction mixture was stirred at rt for 18 h. The solution was evaporated and the residue chromatographed on silica
 30 column using CH_2Cl_2 /methanol (9:1) as eluent to give the title compound as an oil (LC/Mass, + ion): 258 (M+H).

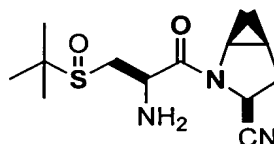
Step 5



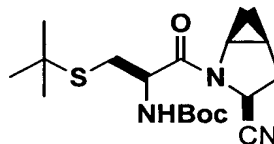
5 Example 69 compound was prepared by peptide coupling of Step 4 amino acid followed by dehydration and deprotection as described in general method C (MS (M+H) 248).

10

Example 70



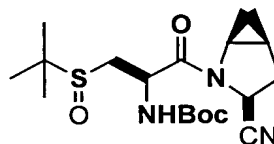
Step 1



15

Step 1 compound was prepared by the procedure described in General Method C starting from N-Boc-S-t-butylcysteine.

Step 2

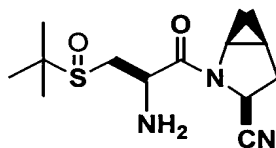


25

A 25-mL round-bottomed flask equipped with a magnetic stirring bar and N₂ inlet was charged with Step 1 compound

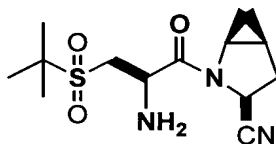
(78 mg, 0.21 mmol) and chloroform (3 mL). The mixture was cooled to 0°C and treated with *m*-chloroperoxybenzoic acid (85 mg, 0.44 mmol) in CHCl₃ (2 mL). After 3 h the solution was diluted with CHCl₃ (7 mL), washed with 5% NaHCO₃ (2x5 mL), H₂O and dried over Na₂SO₄. Removal of solvent gave crude sulfoxide (100 mg), which was used without further purification (LC/Mass, + ions): 384 (M+H).

10 Step 3

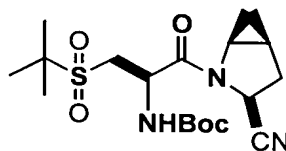


15 Trifluoroacetic acid (1.5 mL) was added to a cooled (0°C) solution of Step 2 compound (100 mg, 0.26 mmol) in 5 mL CH₂Cl₂. The solution was then stirred at 0°C for 1.5 h, diluted with CH₂Cl₂ (5 mL) and concentrated under reduced pressure to a thick oil. The product was purified by
 20 reverse phase preparative column chromatography on a YMC S5 ODS 20x100 mm column to give the title compound of Example 70, 17 mg, 16%. Purification conditions: gradient elution from 10% methanol/water/0.1 TFA to 90% methanol/water/ 0.1 TFA over 15 min 5 min hold at 90%
 25 methanol/water/0.1 TFA. Flow rate: 20 mL/min. Detection wavelength: 220. Retention Time 10 Min (LC/Mass, + ion): 284 (M+H).

Example 71



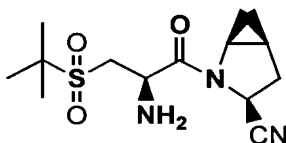
Step 1



- 5 A 25-mL round-bottomed flask equipped with a magnetic stirring bar and N₂ inlet was charged with compound from Example 70, Step 1 (78 mg, 0.21 mmol) in chloroform (3 mL). The mixture was cooled to 0°C and treated with *m*-chloroperoxybenzoic acid (144 mg, 0.84 mmol) in CHCl₃ (2 mL). After 30 min at rt, the solution was diluted with CHCl₃ (7 mL), washed with 5% NaHCO₃ (2x10 mL), H₂O and dried over Na₂SO₄. Removal of solvent gave the crude sulfone (100 mg), which was used without further purification (LC/Mass, + ion): 344 (M+H-Bu).

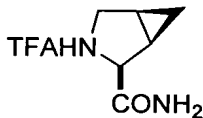
15

Step 2



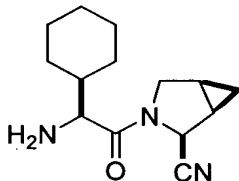
- 20 Trifluoroacetic acid (1.5 mL) was added to a cooled (0°C) and stirred solution of Step 1 compound (100 mg, 0.26 mmol) in 5 mL CH₂Cl₂. The solution was stirred at 0°C for 30 min, diluted with CH₂Cl₂ (5 mL) and concentrated under reduced pressure to a thick oil. The product was
- 25 purified by reverse phase preparative column chromatography on a YMC S5 ODS 20x100 mm column to give the title compound, 14 mg, 17%. Purification conditions: gradient elution from 10% methanol/water/0.1 TFA to 90% methanol/water/ 0.1 TFA over 15 min. 5 min hold at 90%
- 30 methanol/water/0.1 TFA. Flow rate:20 mL/min. Detection

wavelength: 220. Retention Time 10 Min. (LC/Mass, +
ion): 300 (M+H).

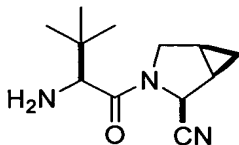
Example 72

The title compound was prepared following a published
procedure (Sasaki et al, Tetrahedron Lett. 1995, 36,
10 3149, Sasaki et al. Tetrahedron 1994, 50, 7093) used to
synthesize (2S,3R,4S)-N-Boc-3,4-methano-L-proline
carboxylate. The corresponding amide was prepared by
general method A and deprotected with TFA to give the TFA
salt also as described in general method A.

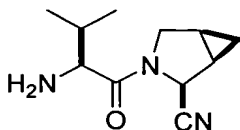
15

Example 73

20 The title compound was prepared by coupling (2S,3R,4S)-
3,4-methano-L-proline carboxamide-N-trifluoroacetate
described in Example 72 with L-cyclohexylglycine and then
dehydrated to the amide with POCl₃/imidazole and
deprotected (N-terminal nitrogen) with TFA using general
25 C (FAB MH+ 248).

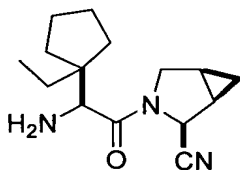
Example 74

The title compound was prepared by coupling (2S,3R,4S)-3,4-methano-L-proline carboxamide-N-trifluoroacetate described in Example 72 with L-*tert*-butylglycine and then
 5 dehydrated to the amide with POCl₃/imidazole and deprotected (N-terminal nitrogen) with TFA using general C (FAB MH+ 222).

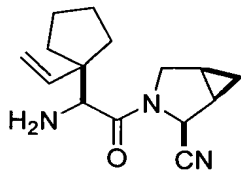
Example 75

The title compound was prepared by coupling (2S,3R,4S)-3,4-methano-L-proline carboxamide-N-trifluoroacetate described in Example 72 with L-valine and then dehydrated
 15 to the amide with POCl₃/imidazole and deprotected (N-terminal nitrogen) with TFA using general C (FAB MH+ 207).

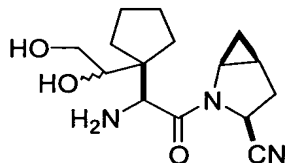
20

Example 76

The title compound was prepared by coupling (2S,3R,4S)-3,4-methano-L-proline carboxamide-N-trifluoroacetate described in Example 72 with N-(*tert*-butyloxycarbonyl)-(1'-ethylcyclopentyl)glycine described in General Method B and then dehydrated to the amide with POCl₃/imidazole and deprotected (N-terminal nitrogen) with TFA using general
 25
 30 C (FAB MH+ 262).

Example 77

- 5 The title compound was prepared by coupling (2S,3R,4S)-3,4-methano-L-proline carboxamide-N-trifluoroacetate described in Example 72 with N-(*tert*-butoxycarbonyl)-(1'-vinylcyclopentyl)glycine described in General Method B and then dehydrated to the amide with POCl₃/imidazole and
- 10 deprotected (N-terminal nitrogen) with TFA using General Method C (FAB MH+ 260).

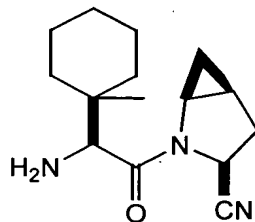
Example 78

15

- N-[[((S)-cyclopentylvinyl)-N-*tert*-butoxycarbonyl]glycinyll]-
- (2S,4S,5S)-2-cyano-4,5-methano-L-prolylamide (70 mg, 0.19 mmol) described in General Method C, Step 2 was dissolved
- 20 in a mixture of 2 mL *t*-BuOH / 3 mL THF and N-methylmorpholine-N-oxide (33mg, 0.28 mmol) was added followed by osmium tetroxide (0.1 mmol, 50 mol%). The reaction was quenched with 1 mL of 10% aqueous Na₂SO₃ and was taken up in EtOAc and washed with H₂O 5 mL, dried
- 25 (Na₂SO₄), filtered, evaporated and purified by silica gel flash chromatography (5% MeOH/CH₂Cl₂) to give 41 mg (55%) of the protected diol as an oil. The title compound was obtained by deprotection of the amine functionality with TFA according to General Method C (FAB MH+ 294).

30

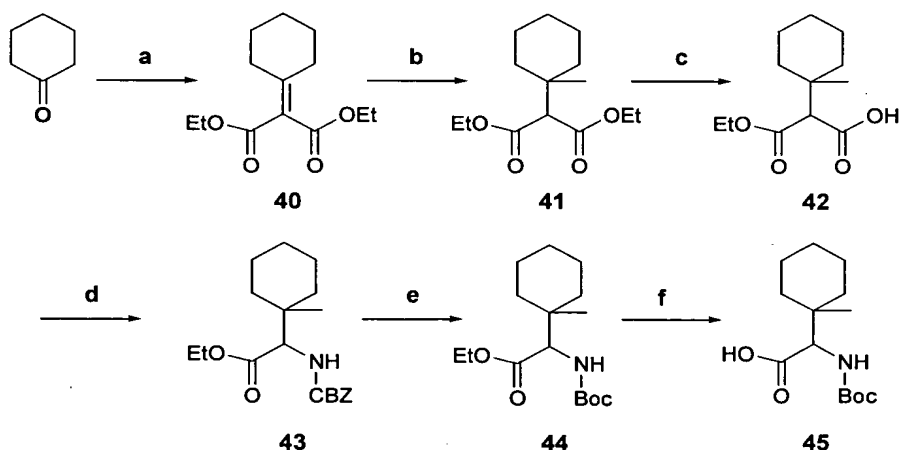
Example 79



5 **General Procedure I:** Synthesis of Quaternary Amino Acids Via Michael Addition to Malonates followed by Selective Hydrolysis and Curtius Rearrangement. Examples 79-84.

10 Cyclohexanone and diethylmalonate underwent Knoevenagel condensation mediated by titanium tetrachloride in THF and CCl₄ to give **40**. Copper (I) mediated Grignard addition of methylmagnesium bromide gave **41** which was selectively saponified to **42**. Curtius rearrangement with trapping by benzyl alcohol gave **43** which was converted to
15 **44** by a standard deprotection-protection protocol. Ester **44** was saponified to give the quaternary amino acid **45**.

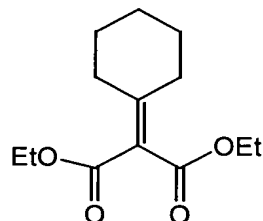
Scheme 11, General Method I



a. THF, CCl₄, TiCl₄, diethylmalonate, 0 C; pyridine, THF, 0 to RT 72 h b. MeMgBr, CuI, Et₂O, 0 C c. 1N NaOH, EtOH, RT 6 days d. Ph₂PON₃, TEA, RT to reflux to RT, BnOH e. 10% Pd(OH)₂/C, EtOAc; (Boc)₂O, K₂CO₃, THF f. 1N NaOH, dioxane

20

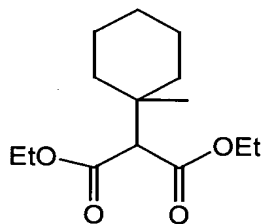
Step 1

5

According to literature procedure (Tetrahedron 1973, 29, 435), a mixture of dry tetrahydrofuran (400 mL) and dry carbon tetrachloride (50 mL) was cooled to 0°C (ice-salt bath) and treated with titanium tetrachloride (22.0 mL, 0.2 mole). The resulting yellow suspension was stirred at 0°C for 5 min, treated sequentially with cyclohexanone (10.3 mL, 0.1 mole) and distilled diethylmalonate (15.2 mL, 0.1 mole) then stirred at 0°C for 30 min. The reaction mixture was then treated with a solution of dry pyridine (32 mL, 0.40 mole) in dry THF (60 mL), stirred at 0°C for 1.0 h, then at rt for 72 h. The reaction mixture was quenched with water (100 mL), stirred for 5 min then extracted with ether (2 x 200 mL). The combined organic extracts were washed with saturated sodium chloride (100 mL), saturated sodium bicarbonate (100 mL) and brine (100 mL), dried over anhydrous magnesium sulfate, filtered and concentrated. Flash chromatography using 5% EtOAc in hexane gave step 1 compound as a light yellow oil. Yield: 5.25 g (22%). MS (M + Na) 263.

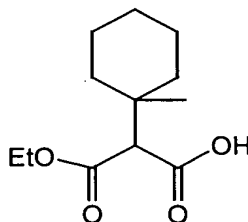
25

Step 2



5 According to literature (Org. Syn. VI, 442, 1988; Liebigs
Ann. Chem. 1981, 748) a mixture of 3.0 M methylmagnesium
iodide (3.1 mL, 9.36 mmol) and cuprous chloride (9.0 mg)
was stirred at 0°C (ice-salt water bath), treated with a
solution of Step 1 compound (1.5 g, 6.24 mmol) in dry
10 ether (1.8 mL) over 5 min and stirred at 0°C for 1 h, then
at rt for 40 min. The mixture was slowly added to a
slurry of ice and water (15 mL), treated dropwise with
10% HCl (3.7 mL) then extracted with EtOAc (3 x 25 mL).
The combined organic extracts were washed with 1% sodium
15 thiosulfate (2.0 mL) and saturated sodium chloride (2.0
mL), dried over anhydrous magnesium sulfate, filtered,
and concentrated. Flash chromatography on a silica gel
column using 5% ether in hexane (1.0 L) gave step 2
compound as a clear syrup. Yield: 1.09 g, (68%). MS
20 (M+H) 257.

Step 3



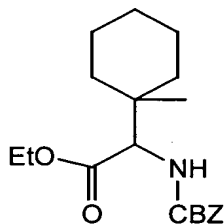
25

A solution of Step 2 compound (1.09 g, 4.03 mmol) in a
mixture of methanol (5.4 mL) and water (2.7 mL) was
treated with 1N sodium hydroxide (4.84 mL, 4.84 mmol) or

1.2 equiv) and stirred at rt for 6 days. The reaction mixture still showed the presence of starting material, so THF (4.0 mL) was added and the entire mixture stirred for another 2 days. The solution was evaporated to dryness and the resulting syrup partitioned between water (8.0 mL) and ether (15 mL). The aqueous phase was acidified with 1N hydrochloric acid (4.8 mL) to pH 2-3 and extracted with EtOAc (3 x 25 mL). The combined organic extracts were washed with brine (10.0 mL), dried over anhydrous magnesium sulfate, filtered, and concentrated to give step 3 compound as a thick syrup. Yield: 875 mg, (95.1%). MS (M + H) 229.

Or alternately: solutions of the diester in a mixture of ethanol, THF, dioxane and water or mixtures thereof may be hydrolyzed with sodium hydroxide.

Step 4

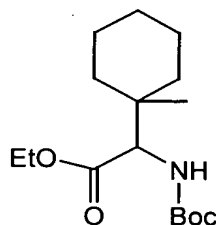


20

According to literature (J. Org. Chem 1994, 59, 8215), a solution of Step 3 compound (0.875 g, 3.83 mmol) in dry benzene (4.0 mL) was treated with triethylamine (0.52 mL, 3.83 mmol) and diphenylphosphoryl azide (0.85 mL, 3.83 mmol), refluxed under nitrogen for 1 h and cooled to rt. The solution was treated with benzyl alcohol (0.60 mL, 5.75 mmol or 1.5 equiv), refluxed for 17 h, cooled then diluted with ether (40 mL). The solution was washed with 10% aqueous citric acid (2x3 mL), back-extracting the citric acid wash with ether (40 mL). The combined

organic extracts were washed with 5% sodium bicarbonate (2x3 mL), dried (MgSO₄), filtered, and concentrated. Flash chromatography on silica gel of the crude product with 10% EtOAc in hexane (1.0 L) gave step 4 compound as
5 a clear thick syrup. Yield: 1.15 g (90%). MS(M+H) 334.

Step 5



10

A solution of Step 4 compound (1.15 g, 3.46 mmol) in EtOAc (60 mL) was treated with palladium hydroxide on carbon (298 mg) and hydrogenated at rt for 20 h. The mixture was filtered through a celite pad and then
15 washing the pad well with EtOAc (3 x 25 mL) then the filtrate was concentrated to give the free amine. A solution of the amine in tetrahydrofuran (12 mL) and water (12 mL) was treated with di-*t*-butyl dicarbonate (1.0 g, 4.58 mmol or 1.48 equiv) and potassium carbonate
20 (854 mg, 6.18 mmol or 2.0 equiv), then stirred at rt for 20 h. The reaction mixture was partitioned between water (8 mL) and diethyl ether (3 x 40 mL) and the combined organic extracts were washed with brine (8 mL), dried (MgSO₄), filtered, and concentrated. Flash chromatography
25 of the crude product with 10% EtOAc in hexane (1 L) gave step 5 compound as a clear thick syrup. Yield: 1.18 g (100%). MS:(M+H) 300.

Other methods can also be employed, for example:

30 According to Tetrahedron Lett. 1988, 29, 2983, where a solution of the benzylcarbamate in ethanol may be treated

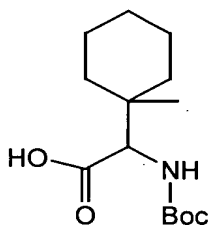
with triethylsilane (2 equiv), di-*t*-butyldicarbonate (1.1 equiv), catalytic palladium acetate and triethylamine (0.3 equiv) to give the BOC-protected amine in a "one-pot" manner.

5

Or alternately: Solutions of the benzylcarbamate in methanol may be subjected to hydrogenolysis in the present of di-*t*-butyldicarbonate to give the BOC-protected amine in a "one-pot" manner.

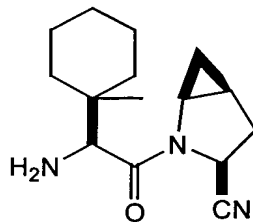
10

Step 6



- 15 A solution of Step 5 compound (1.18 g, 3.09 mmol) in dioxane (8.0 mL) was treated with 1N sodium hydroxide (9.1 mL, 9.1 mmol or 3.0 equiv) and stirred at 60°C (oil bath) for 28 h. The reaction mixture was concentrated to a syrup which was dissolved in water (15 mL) and
- 20 extracted with ether (25 mL). The aqueous phase was acidified to pH 2-3 with 1N hydrochloric acid (9.2 mL) then extracted with EtOAc (3 x 50 mL). The combined organic extracts were washed with saturated sodium chloride (10 mL), dried (MgSO₄), filtered, and
- 25 concentrated to give Step 6 compound as an off-white solid. Yield: 808 mg (96%). MS (M+H) 272.

Step 7

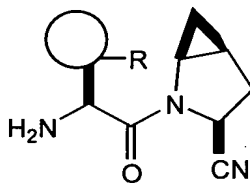


5 The title compound was prepared from Step 6 compound according to the procedure in General Method C where the amino acid was coupled, the amide was dehydrated, and the protecting group removed to give the title compound. MS (M+H) 262.

10

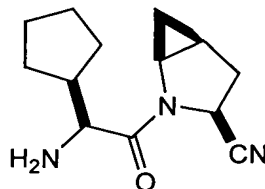
Compounds 90-100 were prepared by General Method I and General Method C starting from cyclohexanone, cyclopentanone and cyclobutanone, and employing methyl-, ethyl-, allyl- and propylmagnesium halides as Grignard

15 reagents.

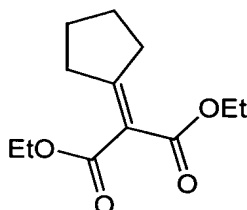
Table 5

Example #	Cycloalkane	R	MS Data
			M+H
79	cyclohexane	Methyl	262
80	cyclohexane	Ethyl	276
81	cyclopentane	Methyl	248
82	cyclopentane	Allyl	274
83	cyclopentane	Propyl	276
84	cyclobutane	Methyl	234

20

Example 85

Step 1

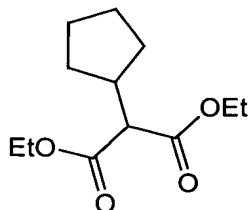


5

According to Example 79: A mixture of dry carbon tetrachloride (50 mL) was cooled to 0°C (ice-salt bath) and treated with titanium tetrachloride (11.0 mL, 0.1 mol). The resulting yellow suspension was stirred at 0°C for 5 min, treated sequentially with cyclopentanone (4.42 mL, 0.05 mol) and distilled diethylmalonate (7.6 mL, 0.05 mol) then stirred at 0°C for 30 min. The reaction mixture was then treated with a solution of dry pyridine (16 mL, 0.20 mol) in dry THF (30 mL), stirred at 0°C for 1.0 h, then at rt for 20 h. The reaction mixture was quenched with water (50 mL), stirred for 5 min then extracted with ether (2 x 100 mL). The combined organic extracts were washed with saturated sodium chloride (50 mL), saturated sodium bicarbonate (50 mL) and brine (50 mL), dried (MgSO₄), filtered and concentrated. Flash chromatography using 5% EtOAc in hexane gave Step 1 compound as a light yellow oil. Yield: 7.67 g (68%). MS (M + H) 226.

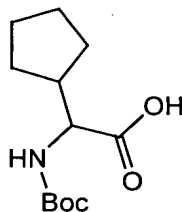
25

Step 2



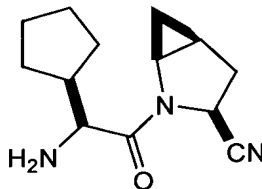
- 5 A solution of Step 1 compound (1.00 g, 4.42 mmol) in methanol (50 mL) was treated with 10% Pd/C (0.20 g, 10 mol%) and hydrogenated (balloon pressure) at rt for 20 h. The mixture was diluted with methanol and filtered through a pad of celite. The filtrate was concentrated and purified by flash column chromatography on silica gel with 7% EtOAc in hexanes to give 0.84 g (91%) of Step 2 compound. MS (M+H) 229.
- 10

Step 3



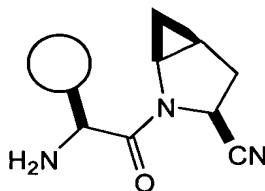
- The Step 3 compound was prepared by the process outlined in General Method H, where the ester underwent hydrolysis, Curtius Rearrangement, protecting group exchange, and again final ester hydrolysis.
- 20

Step 4



The title compound was prepared from Step 3 compound according to the procedure in General Method C where the amino acid was coupled, the amide was dehydrated, and the protecting group removed to give the title compound. MS (M+H) 234.

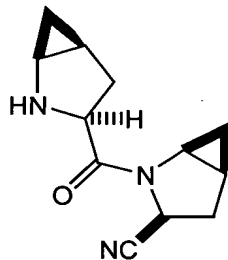
Examples 86 and 87 were prepared by the procedures used for Example 85 starting from cyclohexanone and cyclobutanone respectively.



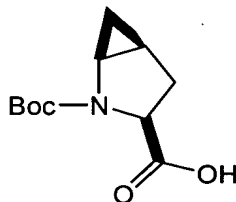
09788173 021604

Example #	Cycloalkane	Mass Spec M+H
85	cyclopentyl	234
86	cyclohexyl	248
87	cyclobutyl	220

Example 89

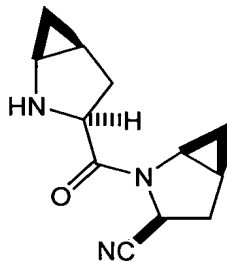


Step 1



Step 1 compound was prepared in Example 6 Step 1.

Step 2



5

The title compound was prepared from Step 1 compound according to General Method C, where the carboxylic acid underwent a peptide coupling, the amide dehydration and protecting group removal. MS (M+H) 218.

10

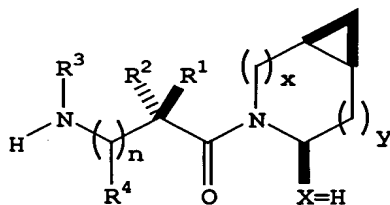
125

09783173-021604

1,1250

Examples 90 to 99

Examples of compounds where X = H include the following compounds which may be prepared employing procedures as described hereinbefore.

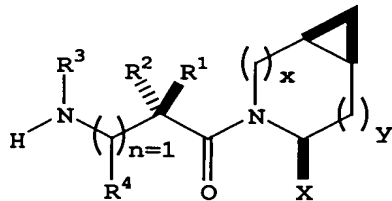


0976843 024604

Ex. #	n	x	y	R ¹	R ²	R ³	R ⁴
90	0	0	1	<i>t</i> -Bu	H	H	-
91	0	0	1	adamantyl	H	H	-
92	0	0	1		H	H	-
93	0	0	1		H	Me	-
94	0	1	0	<i>t</i> -Bu	H	H	-
95	0	1	0	adamantyl	H	H	-
96	0	1	0		H	H	-
97	0	1	0		H	Me	-
98	1	0	1	H	H	H	<i>t</i> -Bu
99	1	1	0	Me	H	H	<i>t</i> -Bu

Examples 100 to 109

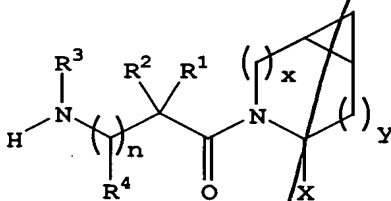
Examples of compounds where $n = 1$ include the following compounds which may be prepared employing procedures as described hereinbefore.



Ex. #	X	x	y	R ¹	R ²	R ³	R ⁴
100	CN	0	1	H	H	H	<i>t</i> -Bu
101	CN	0	1	H	H	H	adamantyl
102	CN	0	1	H	Me	H	
103	CN	0	1		H	Me	H
104	CN	1	0	<i>t</i> -Bu	H	H	H
105	CN	1	0	adamantyl	H	H	Me
106	CN	1	0		Et	H	H
107	CN	1	0	H	H	Me	
108	H	0	1	<i>t</i> -Bu	H	H	H
109	H	1	0	Me	H	H	<i>t</i> -Bu

What is Claimed is:

1. A compound having the structure



5

herein x is 0 or 1 and y is 0 or 1, provided that

$x = 1$ when $y = 0$ and

$x = 0$ when $y = 1$; and wherein

n is 0 or 1;

10

X is H or CN;

R^1 , R^2 , R^3 and R^4 are the same or different and are independently selected from hydrogen, alkyl, alkenyl, alkynyl, cycloalkyl, cycloalkylalkyl, bicycloalkyl, tricycloalkyl, alkylcycloalkyl, hydroxyalkyl,

15

hydroxyalkylcycloalkyl, hydroxycycloalkyl, hydroxybicycloalkyl, hydroxytricycloalkyl, bicycloalkylalkyl, alkylthioalkyl, arylalkylthioalkyl, cycloalkenyl, aryl, aralkyl, heteroaryl, heteroarylalkyl, cycloheteroalkyl or cycloheteroalkylalkyl; all optionally

20

substituted through available carbon atoms with 1, 2, 3, 4 or 5 groups selected from hydrogen, halo, alkyl, polyhaloalkyl, alkoxy, haloalkoxy, polyhaloalkoxy, alkoxy carbonyl, alkenyl, alkynyl, cycloalkyl, cycloalkylalkyl, polycycloalkyl, heteroarylamino,

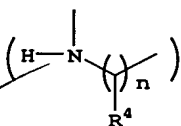
25

arylamino, cycloheteroalkyl, cycloheteroalkylalkyl, hydroxy, hydroxyalkyl, nitro, cyano, amino, substituted amino, alkylamino, dialkylamino, thiol, alkylthio, alkylcarbonyl, acyl, alkoxy carbonyl, aminocarbonyl, alkynylaminocarbonyl, alkylaminocarbonyl,

30

alkenylaminocarbonyl, alkylcarbonyloxy, alkylcarbonylamino, arylcarbonylamino, alkylsulfonylamino, alkylaminocarbonylamino, alkoxy carbonylamino, alkylsulfonyl, aminosulfinyl, aminosulfonyl, alkylsulfinyl, sulfonamido or sulfonyl;

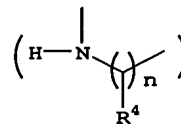
and R¹ and R³ may optionally be taken together to form -(CR⁵R⁶)_m- where m is 2 to 6, and R⁵ and R⁶ are the same or different and are independently selected from hydroxy, alkoxy, H, alkyl, alkenyl, alkynyl, cycloalkyl, halo, amino, substituted amino, cycloalkylalkyl, cycloalkenyl, aryl, arylalkyl, heteroaryl, heteroarylalkyl, cycloheteroalkyl, cycloheteroalkylalkyl, alkylcarbonylamino, arylcarbonylamino, alkoxycarbonylamino, aryloxycarbonylamino, alkoxycarbonyl, aryloxycarbonyl, or alkylaminocarbonylamino, or R¹ and R⁴ may optionally be taken together to form -(CR⁷R⁸)_p- wherein p is 2 to 6, and R⁷ and R⁸ are the same or different and are independently selected from hydroxy, alkoxy, cyano, H, alkyl, alkenyl, alkynyl, cycloalkyl, cycloalkylalkyl, cycloalkenyl, halo, amino, substituted amino, aryl, arylalkyl, heteroaryl, heteroarylalkyl, cycloheteroalkyl, cycloheteroalkylalkyl, alkylcarbonylamino, arylcarbonylamino, alkoxycarbonylamino, aryloxycarbonylamino, alkoxycarbonyl, aryloxycarbonyl, or alkylaminocarbonylamino, or optionally R¹ and R³ together with



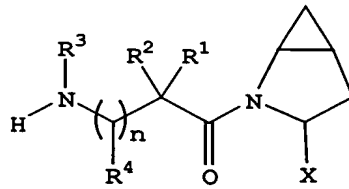
from a 5 to 7 membered ring containing a total of 2 to 4 heteroatoms selected from N, O, S, SO, or SO₂;

or optionally R¹ and R³ together with form a 4 to 8 membered cycloheteroalkyl ring wherein the cycloheteroalkyl ring has an optional aryl ring fused thereto or an optional 3 to 7 membered cycloalkyl ring fused thereto;

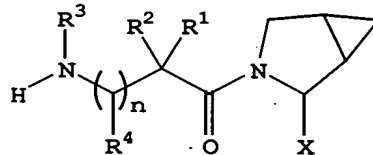
including all stereoisomers thereof; and a pharmaceutically acceptable salt thereof, or a prodrug ester thereof, and all stereoisomers thereof.



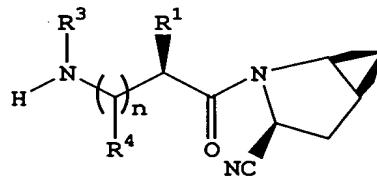
2. The compound as defined in Claim 1, having the structure:



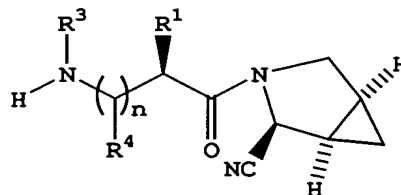
3. The compound as defined in Claim 1, having the structure:



4. The compound as defined in Claim 1, having the structure:

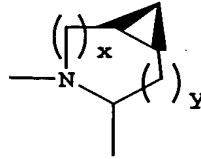


5. The compound as defined in Claim 1, having the structure:



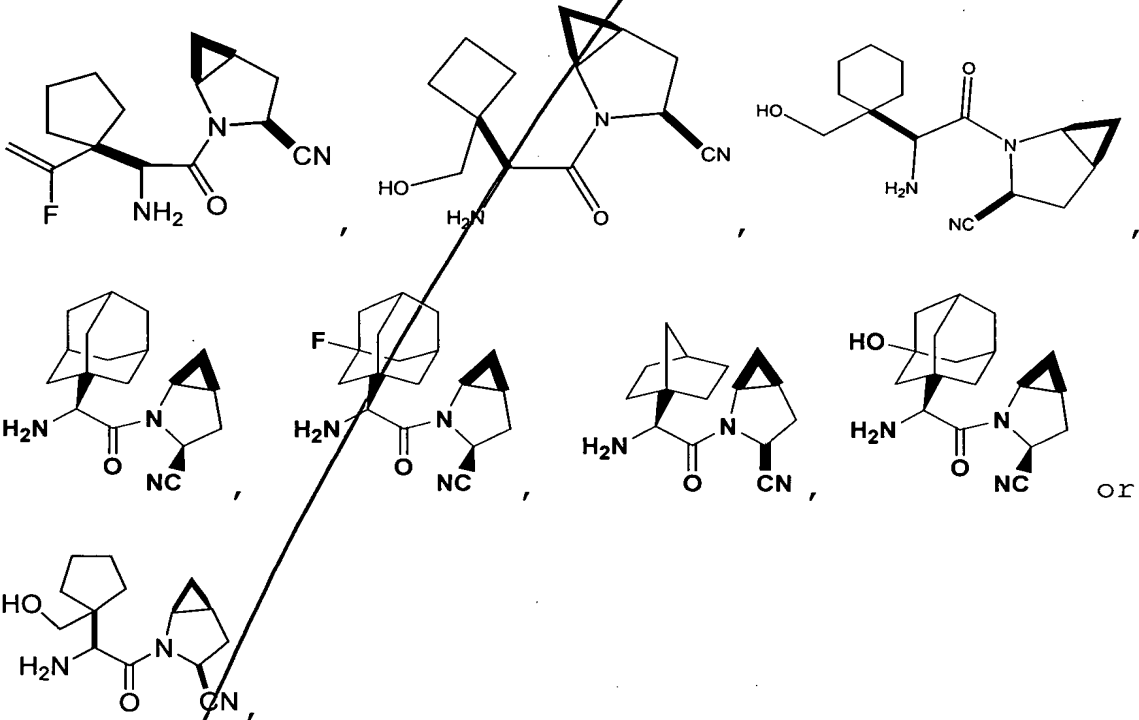
6. The compound as defined in Claim 1 wherein:
 R³ is H, R¹ is H, alkyl, cycloalkyl, bicycloalkyl, tricycloalkyl, alkylcycloalkyl, hydroxyalkyl, hydroxyalkylcycloalkyl, hydroxycycloalkyl, hydroxybicycloalkyl, or hydroxytricycloalkyl,
 R² is H or alkyl, n is 0,
 X is CN.

7. The compound as defined in Claim 1 wherein the cyclopropyl fused to the pyrrolidine has the configuration:



5

8. The compound as defined in Claim 1 having the structure:



10

15

or a pharmaceutically acceptable salt thereof.

9. The compound as defined in Claim 8 wherein the pharmaceutically acceptable salt is the hydrochloride salt or the trifluoroacetic acid salt.

20

130

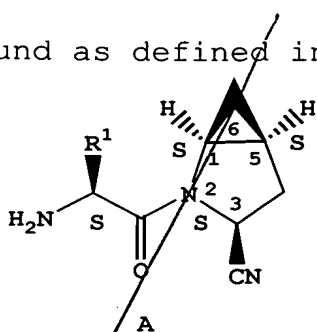
1,1300

Sub
BT

1,1300

1,1301

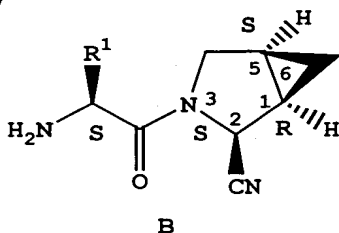
10. The compound as defined in Claim 1 which is



(1S, 2(2S), 3S, 5S)

wherein R¹ is alkyl, cycloalkyl, bicycloalkyl,
5 tricycloalkyl, alkylcycloalkyl, hydroxyalkyl,
hydroxycycloalkyl, hydroxyalkylcycloalkyl,
hydroxybicycloalkyl, or hydroxytricycloalkyl,

or



(1R, 2S, 3(2S), 5S)

wherein R¹ is alkyl, cycloalkyl, bicycloalkyl,
15 tricycloalkyl, alkylcycloalkyl, hydroxyalkyl,
hydroxycycloalkyl, hydroxyalkylcycloalkyl,
hydroxybicycloalkyl, or hydroxytricycloalkyl.

11. A pharmaceutical composition comprising a
compound as defined in Claim 1 and a pharmaceutically
acceptable carrier therefor.

20 12. A pharmaceutical combination comprising a DP4
inhibitor compound as defined in Claim 1 and an
antidiabetic agent other than a DP4 inhibitor for
treating diabetes and related diseases, an anti-obesity
agent and/or a lipid-modulating agent.

25 13. The pharmaceutical combination as defined in
Claim 12 comprising said DP4 inhibitor compound and an
antidiabetic agent.

14. The combination as defined in Claim 13 wherein the antidiabetic agent is 1, 2, 3 or more of a biguanide, a sulfonyl urea, a glucosidase inhibitor, a PPAR γ agonist, a PPAR α/γ dual agonist, an SGLT2 inhibitor, an α P2 inhibitor, a glycogen phosphorylase inhibitor, an AGE inhibitor, an insulin sensitizer, a glucagon-like peptide-1 (GLP-1) or mimetic thereof, insulin and/or a meglitinide.

10

15. The combination as defined in Claim 14 wherein the antidiabetic agent is 1, 2, 3 or more of metformin, glyburide, glimepiride, glipyrider, glipizide, chlorpropamide, gliclazide, acarbose, miglitol, pioglitazone, troglitazone, rosiglitazone, insulin, Gl-262570, isaglitazone, JTT-501, NN-2344, L895645, YM-440, R-119702, AJ9677, repaglinide, nateglinide, KAD1129, AR-HO39242, GW-409544, KRP297, AC2993, Exendin-4, LY307161, NN2211, and/or LY315902.

20

16. The combination as defined in Claim 13 wherein the compound is present in a weight ratio to the antidiabetic agent within the range from about 0.01 to about 100:1.

25

17. The combination as defined in Claim 12 wherein the anti-obesity agent is a beta 3 adrenergic agonist, a lipase inhibitor, a serotonin (and dopamine) reuptake inhibitor, a thyroid receptor beta compound, an anorectic agent, and/or a fatty acid oxidation upregulator.

30

18. The combination as defined in Claim 17 wherein the anti-obesity agent is orlistat, ATL-962, AJ9677, L750355, CP331648, sibutramine, topiramate, axokine, dexamphetamine, phentermine, phenylpropanolamine, famoxin, and/or mazindol.

35

hyperinsulinemia, atherosclerosis, impaired glucose homeostasis, impaired glucose tolerance, infertility, polycystic ovary syndrome, growth disorders, frailty, arthritis, allograft rejection in transplantation, 5 autoimmune diseases, AIDS, intestinal diseases, inflammatory bowel syndrome, nervosa, osteoporosis, or an immunomodulatory disease or a chronic inflammatory bowel disease, which comprises administering to a mammalian species in need of treatment a therapeutically effective 10 amount of a compound as defined in Claim 1.

24. The method as defined in Claim 23 for treating type II diabetes and/or obesity.

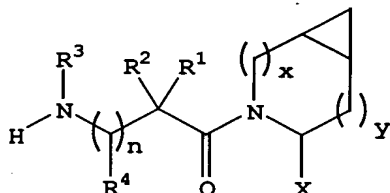
15

0978313 021004

CYCLOPROPYL-FUSED PYRROLIDINE-BASED INHIBITORS OF
DIPEPTIDYL PEPTIDASE IV AND METHOD

Abstract of the Disclosure

5 Dipeptidyl peptidase IV (DP 4) inhibiting compounds
are provided having the formula



10 where x is 0 or 1 and y is 0 or 1 (provided that
x = 1 when y = 0 and x = 0 when y = 1);
n is 0 or 1; X is H or CN;
and wherein R¹, R², R³ and R⁴ are as described
herein.

15 A method is also provided for treating diabetes and
related diseases, especially Type II diabetes, and other
diseases as set out herein, employing such DP 4 inhibitor
or a combination of such DP 4 inhibitor and one or more
of another antidiabetic agent such as metformin,
glyburide, troglitazone, pioglitazone, rosiglitazone
20 and/or insulin and/or one or more of a hypolipidemic
agent and/or anti-obesity agent and/or other therapeutic
agent.

DECLARATION AND POWER OF ATTORNEY FOR U.S. PATENT APPLICATIONS

As a below named inventor, I hereby declare that:

My residence, post office address and citizenship are as stated below next to my name,
and

I believe I am an original, first and joint inventor of the subject matter which is claimed
and for which a patent is sought on the invention entitled

**CYCLOPROPYL-FUSED PYRROLIDINE-BASED INHIBITORS
OF DIPEPTIDYL PEPTIDASE IV AND METHOD**

the specification of which is attached hereto.

I hereby state that I have reviewed and understand the contents of the above identified
specification, including the claims.

I acknowledge my duty to disclose all information which is known by me to be material to
the patentability of this application as defined in 37 C.F.R. §1.56.

I hereby claim the benefit under 35 U.S.C. §119(a)-(d) or §365(b) of any foreign
application(s) for patent or inventor's certificate listed below and under 35 U.S.C. §365(a) of any
PCT international application(s) designating at least one country other than the United States
listed below and have also listed below any foreign application(s) for patent or inventor's
certificate or any PCT international application(s) designating at least one country other than the
United States for the same subject matter and having a filing date before that of the application
the priority of which is claimed for that subject matter:

None

I hereby claim the benefit under 35 USC §119(e) of any United States provisional
application(s) listed below:

Application No.

Filing Date

60/188,555

March 10, 2000

0
1
2
3
4
5
6
7
8
9
10
11
12
13
14
15
16
17
18
19
20
21
22
23
24
25
26
27
28
29
30
31
32
33
34
35
36
37
38
39
40
41
42
43
44
45
46
47
48
49
50

I hereby claim the benefit under 35 U.S.C. §120 of any United States application(s) listed below and under 35 U.S.C. §365(c) of any PCT international application(s) designating the United States listed below and, insofar as the subject matter of each of the claims of this application is not disclosed in said prior application(s) in the manner required by the first paragraph of 35 U.S.C. §112, I acknowledge the duty to disclose all information known by me to be material to patentability as defined in 37 C.F.R. §1.56 which became available between the filing date(s) of the prior application(s) and the national or PCT international filing date of this application:

None

I hereby appoint the attorneys and agents associated with **Customer No. 23914**, respectively and individually, as my attorneys and agents, with full power of substitution and revocation, to prosecute this application and to transact all business in the Patent and Trademark Office connected therewith.

Please address all communications to the address associated with **Customer No. 23914**, which is currently Marla J. Mathias, Bristol-Myers Squibb Company, Patent Department, P.O. Box 4000, Princeton, NJ 08543-4000.

I hereby declare that all statements made herein of my own knowledge are true and that all statements made on information and belief are believed to be true; and further that these statements were made with the knowledge that willful false statements and the like so made are punishable by fine or imprisonment, or both, under 18 U.S.C. §1001 and that such willful false statements may jeopardize the validity of the application or any patent issued thereon.

CONFIDENTIAL

FOURTH JOINT INVENTOR:

Full name : **David R. Magnin**

Signature : *David R. Magnin*

Date : 2/13/01
(MM/DD/YY)

Citizenship : United States of America

Residence : Hamilton, New Jersey

P.O. Address : 40 Cottage Court
Hamilton, New Jersey 08690

FIFTH JOINT INVENTOR:

Full name : **Lawrence G. Hamann**

Signature : *Lawrence G. Hamann*

Date : 02/13/01
(MM/DD/YY)

Citizenship : United States of America

Residence : Cherry Hill, New Jersey

P.O. Address : 24 E. Riding Drive
Cherry Hill, New Jersey 08003

SIXTH JOINT INVENTOR:

Full name : **David A. Betebenner**

Signature : *David A. Betebenner*

Date : 02/14/01
(MM/DD/YY)

Citizenship : United States of America

Residence : Lawrenceville, New Jersey

P.O. Address : 3 Easton Court
Lawrenceville, New Jersey 08648

FOOTNOTES

IMPORTANT: Before this declaration is signed, the patent application (the specification, the claims and this declaration) must be read and understood by each person signing it, and no changes may be made in the application after this declaration has been signed.

05072013 0284



UNITED STATES PATENT AND TRADEMARK OFFICE

COMMISSIONER FOR PATENTS
 UNITED STATES PATENT AND TRADEMARK OFFICE
 WASHINGTON, D.C. 20231
 www.uspto.gov



Bib DataSheet

CONFIRMATION NO. 4018

SERIAL NUMBER	FILING DATE	CLASS	GROUP ART UNIT	ATTORNEY DOCKET NO.
09788,173	02/16/2001	514	1646	LA0050 NP
	RULE			

APPLICANTS
 Jeffrey A. Robl, Newtown, PA;
 Richard B. Sulsky, West Trenton, NJ;
 David J. Augeri, Princeton, NJ;
 David R. Magnin, Hamilton, NJ;
 Lawrence G. Hamann, Cherry Hill, NJ;
 David A. Betebenner, Lawrenceville, NJ;

**** CONTINUING DATA *******
 THIS APPLN CLAIMS BENEFIT OF 60/188,555 03/10/2000

**** FOREIGN APPLICATIONS *******

IF REQUIRED, FOREIGN FILING LICENSE
 GRANTED* 04/24/2001

Foreign Priority claimed <input type="checkbox"/> yes <input checked="" type="checkbox"/> no	STATE OR COUNTRY PA	SHEETS DRAWING	TOTAL CLAIMS 24	INDEPENDENT CLAIMS 1
35 USC 119 (a)-conditions met <input type="checkbox"/> yes <input checked="" type="checkbox"/> no <input type="checkbox"/> Met after Allowance				
Verified and Acknowledged Examiner's Signature: _____ Initials: _____				

ADDRESS
 23914

TITLE
 Cyclopropyl-fused pyrrolidine-based inhibitors of dipeptidyl peptidase IV and method

FILING FEES: Authority has been given in Paper RECEIVED No. _____ to charge/credit DEPOSIT ACCOUNT 782 to _____ for following:	<input type="checkbox"/> All Fees
	<input type="checkbox"/> 1.16 Fees (Filing)
	<input type="checkbox"/> 1.17 Fees (Processing Ext. of time)
	<input type="checkbox"/> 1.18 Fees (Issue)
	<input type="checkbox"/> Other _____
	<input type="checkbox"/> Credit

PATENT APPLICATION SERIAL NO. _____

U.S. DEPARTMENT OF COMMERCE
PATENT AND TRADEMARK OFFICE
FEE RECORD SHEET

02/26/2001 AHONDAF1 00000079 193880 09788173

01 FC:101	710.00 CH
02 FC:103	72.00 CH

PTO-1556
(5/87)

*U.S. GPO: 2000-468-987/39595

0286

PATENT APPLICATION FEE DETERMINATION RECORD

Effective October 1, 2000

Application or Docket Number

LA 0050 NP
09 788173

CLAIMS AS FILED - PART I

(Column 1) (Column 2)

TOTAL CLAIMS	24	
FOR	NUMBER FILED	NUMBER EXTRA
TOTAL CHARGEABLE CLAIMS	24 minus 20= *	4
INDEPENDENT CLAIMS	1 minus 3 = *	
MULTIPLE DEPENDENT CLAIM PRESENT <input type="checkbox"/>		

SMALL ENTITY TYPE

OR **OTHER THAN SMALL ENTITY**

RATE	FEE
BASIC FEE	355.00
X\$ 9=	
X40=	
+135=	
TOTAL	

RATE	FEE
BASIC FEE	710.00
X\$18=	72
X80=	
+270=	
TOTAL	782

* If the difference in column 1 is less than zero, enter "0" in column 2

CLAIMS AS AMENDED - PART II

(Column 1) (Column 2) (Column 3)

AMENDMENT A		CLAIMS REMAINING AFTER AMENDMENT		HIGHEST NUMBER PREVIOUSLY PAID FOR	PRESENT EXTRA
	Total	*	Minus	**	=
	Independent	*	Minus	***	=
	FIRST PRESENTATION OF MULTIPLE DEPENDENT CLAIM <input type="checkbox"/>				

SMALL ENTITY OR

OTHER THAN SMALL ENTITY

RATE	ADDITIONAL FEE
X\$ 9=	
X40=	
+135=	
TOTAL ADDIT. FEE	

RATE	ADDITIONAL FEE
X\$18=	
X80=	
+270=	
TOTAL ADDIT. FEE	

AMENDMENT B		CLAIMS REMAINING AFTER AMENDMENT		HIGHEST NUMBER PREVIOUSLY PAID FOR	PRESENT EXTRA
	Total	*	Minus	**	=
	Independent	*	Minus	***	=
	FIRST PRESENTATION OF MULTIPLE DEPENDENT CLAIM <input type="checkbox"/>				

RATE	ADDITIONAL FEE
X\$ 9=	
X40=	
+135=	
TOTAL ADDIT. FEE	

RATE	ADDITIONAL FEE
X\$18=	
X80=	
+270=	
TOTAL ADDIT. FEE	

AMENDMENT C		CLAIMS REMAINING AFTER AMENDMENT		HIGHEST NUMBER PREVIOUSLY PAID FOR	PRESENT EXTRA
	Total	*	Minus	**	=
	Independent	*	Minus	***	=
	FIRST PRESENTATION OF MULTIPLE DEPENDENT CLAIM <input type="checkbox"/>				

RATE	ADDITIONAL FEE
X\$ 9=	
X40=	
+135=	
TOTAL ADDIT. FEE	

RATE	ADDITIONAL FEE
X\$18=	7
X80=	
+270=	
TOTAL ADDIT. FEE	

* If the entry in column 1 is less than the entry in column 2, write "0" in column 3.

** If the "Highest Number Previously Paid For" IN THIS SPACE is less than 20, enter "20."

***If the "Highest Number Previously Paid For" IN THIS SPACE is less than 3, enter "3."

The "Highest Number Previously Paid For" (Total or Independent) is the highest number found in the appropriate box in column 1.

CLAIMS ONLY

SERIAL NO. 09788173 FILING DATE 02-16-01
 APPLICANT(S)

CLAIMS

	AS FILED		AFTER 1st AMENDMENT		AFTER 2nd AMENDMENT		*		*		*	
	IND.	DEP.	IND.	DEP.	IND.	DEP.	IND.	DEP.	IND.	DEP.	IND.	DEP.
1	/											
2	/											
3	/											
4	/											
5	/											
6	/											
7	/											
8	/											
9	/											
10	/											
11	/											
12	/											
13	/											
14	/											
15	/											
16	/											
17	/											
18	/											
19	/											
20	/											
21	/											
22	/											
23	/											
24	/											
25												
26												
27												
28												
29												
30												
31												
32												
33												
34												
35												
36												
37												
38												
39												
40												
41												
42												
43												
44												
45												
46												
47												
48												
49												
50												
TOTAL IND.	1											
TOTAL DEP.	23											
TOTAL CLAIMS	24											
51												
52												
53												
54												
55												
56												
57												
58												
59												
60												
61												
62												
63												
64												
65												
66												
67												
68												
69												
70												
71												
72												
73												
74												
75												
76												
77												
78												
79												
80												
81												
82												
83												
84												
85												
86												
87												
88												
89												
90												
91												
92												
93												
94												
95												
96												
97												
98												
99												
100												
TOTAL IND.												
TOTAL DEP.												
TOTAL CLAIMS												

* MAY BE USED FOR ADDITIONAL CLAIMS OR ADMENDMENTS

JP872 U.S. PTO
09/780173



Class	Subclass
514	412
ISSUE CLASSIFICATION	

PATENT NUMBER

6395767



6395767

U.S. UTILITY Patent Application

CB O.I.P.E. PATENT DATE
 SCANNED *105* O.A. *LA* MAY 28 2002

APPLICATION NO.	CONT/PRIOR	CLASS	SUBCLASS	ART UNIT	EXAMINER
09/780173	D	<i>514</i>	<i>412</i>	<i>1620</i>	<i>Gerstl</i>

APPLICANTS TITLE

Certificate

NOV 29 2005

of Correction

JUL 27 2004

PTO-2040
12/99

ISSUING CLASSIFICATION							
ORIGINAL		CROSS REFERENCE(S)					
CLASS	SUBCLASS	CLASS	SUBCLASS (ONE SUBCLASS PER BLOCK)				
514	412	548	452				
INTERNATIONAL CLASSIFICATION							
C	D	209/07					
A	K	31/403					

Continued on Issue Slip Inside File Jacket

<input type="checkbox"/> TERMINAL DISCLAIMER	DRAWINGS			CLAIMS ALLOWED	
	Sheets Drwg.	Figs. Drwg.	Print Fig.	Total Claims	Print Claim for O.G.
	0	0	0	24	1
<input type="checkbox"/> The term of this patent subsequent to _____ (date) has been disclaimed.	(Assistant Examiner) _____ (Date) _____			NOTICE OF ALLOWANCE MAILED	
<input type="checkbox"/> The term of this patent shall not extend beyond the expiration date of U.S. Patent. No. _____	ROBERT GERSTL PRIMARY EXAMINER GROUP 1200 _____ (Date) <i>10/6/01</i>			10/19/01 ISSUE FEE <i>MR</i> Amount Due <i>1980.00</i> Date Paid <i>11/15/02</i>	
<input type="checkbox"/> The terminal _____ months of this patent have been disclaimed.	_____ (Legal Instruments Examiner) <i>Christina Dandy</i> _____ (Date) <i>10-23-01</i>			ISSUE BATCH NUMBER <i>153</i>	

Form PTO-436A
(Rev. 6/99)

FILED WITH: DISK (CRF) FICHE CD-ROM
(Attached in pocket on right inside flap)

10

11048 U.S. PTO
02/16/01

Addr

Trar

Appl

Title

Encl

- 1.
- 2.
- 3.
- 4.
- 5.

- 6.
- 7.
- 8.
- 9.
- 10.
- 11.
- 12.

Filing

Basic
Multi
Fore

Extra
Claim

09786173.021601

SEARCHED			
Class	Sub.	Date	Exmr.
548	452	6/01	D
514	412		
<i>To date</i>		10/01	A

SEARCH NOTES (INCLUDING SEARCH STRATEGY)		
	Date	Exmr.
<i>STW enclosed</i>	10/01	//

INTERFERENCE SEARCHED			
Class	Sub.	Date	Exmr.
514	412	10/01	//
548	452		

ISSUE SLIP STAPLE AREA (for additional cross references)

POSITION	INITIALS	ID NO.	DATE
	<i>Hobbe</i>		<i>02-25-01</i>
FEE DETERMINATION:			
O.I.P.E. CLASSIFIER		<i>19</i>	<i>3/50</i>
FORMALITY REVIEW	<i>TL</i>	<i>022</i>	<i>02/24/01</i>
RESPONSE FORMALITY REVIEW			

30979 U.S. PRO

INDEX OF CLAIMS

- ✓ Rejected
- = Allowed
- (Through numeral) ... Canceled
- ± Restricted
- N Non-elected
- I Interference
- A Appeal
- O Objected

Claim	Date
1	
2	
3	
4	
5	
6	
7	
8	
9	
10	
11	
12	
13	
14	
15	
16	
17	
18	
19	
20	
21	
22	
23	
24	
25	
26	
27	
28	
29	
30	
31	
32	
33	
34	
35	
36	
37	
38	
39	
40	
41	
42	
43	
44	
45	
46	
47	
48	
49	
50	

Claim	Date
51	
52	
53	
54	
55	
56	
57	
58	
59	
60	
61	
62	
63	
64	
65	
66	
67	
68	
69	
70	
71	
72	
73	
74	
75	
76	
77	
78	
79	
80	
81	
82	
83	
84	
85	
86	
87	
88	
89	
90	
91	
92	
93	
94	
95	
96	
97	
98	
99	
100	

Claim	Date
101	
102	
103	
104	
105	
106	
107	
108	
109	
110	
111	
112	
113	
114	
115	
116	
117	
118	
119	
120	
121	
122	
123	
124	
125	
126	
127	
128	
129	
130	
131	
132	
133	
134	
135	
136	
137	
138	
139	
140	
141	
142	
143	
144	
145	
146	
147	
148	
149	
150	

If more than 150 claims or 10 actions
staple additional sheet here

(LEFT INSIDE)



Best Available Copy

RECEIVED 1626
CASE LA0050 NP #2
MAY 10 2001 S.B.
5-1501

CERTIFICATE OF MAILING

I hereby certify that this paper (along with any paper referred to as being attached or enclosed) is being deposited with the United States Postal Service on the date shown below with sufficient postage as first class mail in an envelope addressed to the Assistant Commissioner for Patents, Washington, D.C. 20231.

Burton Rodney
Type or print name

Burton Rodney
Signature

May 4 2001
Date

IN THE UNITED STATES PATENT AND TRADEMARK OFFICE

IN RE APPLICATION OF

ROBL ET AL.

APPLICATION NO: 09/788,173

FILED: FEBRUARY 16, 2001

FOR: CYCLOPROPYL-FUSED PYRROLIDINE-BASED INHIBITORS OF
DIPEPTIDYL PEPTIDASE IV AND METHOD

Assistant Commissioner for Patents
Washington, D.C. 20231

INFORMATION DISCLOSURE STATEMENT

Sir:

This paper is being filed within three months of the filing date of the application. Therefore, no fees are required. If a fee is deemed to be required, the Commissioner is hereby authorized to charge such fee to Deposit Account No. 19-3880.

In accordance with 37 C.F.R. §1.56, applicants wish to call the Examiner's attention to the references cited on the attached form(s) PTO-1449.

Copies of these references are enclosed herewith.

The Examiner is requested to consider the foregoing information in relation to this application and indicate that each reference was considered by returning a copy of the initialed PTO 1449 form(s).

Respectfully submitted,

Burton Rodney

Burton Rodney
Attorney for Applicants
Reg. No. 22,076

Bristol-Myers Squibb Company
Patent Department
P.O. Box 4000
Princeton, NJ 08543-4000
(609) 252-4336

Date: May 4, 2001



**UNITED STATES DEPARTMENT OF COMMERCE
Patent and Trademark Office**

Address: COMMISSIONER OF PATENTS AND TRADEMARKS
Washington, D.C. 20231

APPLICATION NO.	FILING DATE	FIRST NAMED INVENTOR	ATTORNEY DOCKET NO.
09/788,173	02/16/01	ROBL	LA0050 N

023914
 MARLA J MATHIAS
 BRISTOL-MYERS SQUIBB COMPANY
 PATENT DEPARTMENT
 P O BOX 4000
 PRINCETON NJ 08543-4000

HM12/0726

EXAMINER GERSTL, R

ART UNIT 1626	PAPER NUMBER 3
-------------------------	--------------------------


DATE MAILED: 07/26/01

Please find below and/or attached an Office communication concerning this application or proceeding.

Commissioner of Patents and Trademarks

Office Action Summary

Application No. 09/788,173	Applicant(s) Robl
Examiner Robert Gerstl	Art Unit 1626



-- The MAILING DATE of this communication appears on the cover sheet with the correspondence address --

Period for Reply

A SHORTENED STATUTORY PERIOD FOR REPLY IS SET TO EXPIRE 3 MONTH(S) FROM THE MAILING DATE OF THIS COMMUNICATION.

- Extensions of time may be available under the provisions of 37 CFR 1.136 (a). In no event, however, may a reply be timely filed after SIX (6) MONTHS from the mailing date of this communication.
- If the period for reply specified above is less than thirty (30) days, a reply within the statutory minimum of thirty (30) days will be considered timely.
- If NO period for reply is specified above, the maximum statutory period will apply and will expire SIX (6) MONTHS from the mailing date of this communication.
- Failure to reply within the set or extended period for reply will, by statute, cause the application to become ABANDONED (35 U.S.C. § 133).
- Any reply received by the Office later than three months after the mailing date of this communication, even if timely filed, may reduce any earned patent term adjustment. See 37 CFR 1.704(b).

Status

- 1) Responsive to communication(s) filed on Feb 16, 2001
- 2a) This action is FINAL. 2b) This action is non-final.
- 3) Since this application is in condition for allowance except for formal matters, prosecution as to the merits is closed in accordance with the practice under *Ex parte Quayle*, 1935 C.D. 11; 453 O.G. 213.

Disposition of Claims

- 4) Claim(s) 1-24 is/are pending in the application.
- 4a) Of the above, claim(s) _____ is/are withdrawn from consideration.
- 5) Claim(s) 2, 4-6, and 8-24 is/are allowed.
- 6) Claim(s) 1, 3, and 7 is/are rejected.
- 7) Claim(s) _____ is/are objected to.
- 8) Claims _____ are subject to restriction and/or election requirement.

Application Papers

- 9) The specification is objected to by the Examiner.
- 10) The drawing(s) filed on _____ is/are objected to by the Examiner.
- 11) The proposed drawing correction filed on _____ is: a) approved b) disapproved.
- 12) The oath or declaration is objected to by the Examiner.

Priority under 35 U.S.C. § 119

- 13) Acknowledgement is made of a claim for foreign priority under 35 U.S.C. § 119(a)-(d).
- a) All b) Some* c) None of:
- Certified copies of the priority documents have been received.
 - Certified copies of the priority documents have been received in Application No. _____.
 - Copies of the certified copies of the priority documents have been received in this National Stage application from the International Bureau (PCT Rule 17.2(a)).

*See the attached detailed Office action for a list of the certified copies not received.

- 14) Acknowledgement is made of a claim for domestic priority under 35 U.S.C. § 119(e).

Attachment(s)

- 15) Notice of References Cited (PTO-892) 18) Interview Summary (PTO-413) Paper No(s). _____
- 16) Notice of Draftsperson's Patent Drawing Review (PTO-948) 19) Notice of Informal Patent Application (PTO-152)
- 17) Information Disclosure Statement(s) (PTO-1449) Paper No(s). _____ 20) Other:

Art Unit: 1613

1. The following is a quotation of the appropriate paragraphs of 35 U.S.C. 102 that form the basis for the rejections under this section made in this Office action:

A person shall be entitled to a patent unless --

(b) the invention was patented or described in a printed publication in this or a foreign country or in public use or on sale in this country, more than one year prior to the date of application for patent in the United States.

2. Claims 1, 3 and 7 are rejected under 35 U.S.C. 102(b) as being anticipated by Hiltmann.

3. Any inquiry concerning this communication or earlier communications from the examiner should be directed to Robert gerstl whose telephone number is (703) 308-4531.



ROBERT GERSTL
PRIMARY EXAMINER
GROUP 1200

RG

June 13, 2001

Notice of References Cited

Applicant/Patent Robl		Application/Control No. 09/788,173	
Examiner Robert Gerstl		Art Unit 1626	Page 1 of 1

U.S. PATENT DOCUMENTS

	Document Number Country Code-Number-Kind Code	Date MM-YYYY ¹	Name	Classification ²
A				
B				
C				
D				
E				
F				
G				
H				
I				
J				
K				
L				
M				

FOREIGN PATENT DOCUMENTS

	Document Number Country Code-Number-Kind Code	Date MM-YYYY ¹	Country	Name	Classification ²
N					
O					
P					
Q					
R					
S					
T					

NON-PATENT DOCUMENTS

	Include, as applicable: Author, Title, Date, Publisher, Edition or Volume, Pertinent Pages
U	Hiltmann, <i>Arzneim. -Forsch.</i> 24 (4) 548-600 1974 ABSTRACT ONLY
V	
W	
X	

* A copy of this reference is not being furnished with this Office action. See MPEP § 707.05(a). ¹ Dates in MM-YYYY format are publication dates. ² Classifications may be U.S. or foreign.

CASE LA0056 NP

CERTIFICATE OF MAILING

I hereby certify that this paper (along with any paper referred to as being attached or enclosed) is being deposited with the United States Postal Service on the date shown below with sufficient postage as first class mail in an envelope addressed to the Assistant Commissioner for Patents, Washington, D.C. 20231.

Burton Rodney
Type or print name

Burton Rodney
Signature

August 29, 2001
Date

SEP 9 2001
TSPH CENTER
1600 2900

RECEIVED

IN THE UNITED STATES PATENT AND TRADEMARK OFFICE

IN RE APPLICATION OF

Art Unit: 1626

ROBL ET AL.

Examiner: R. Gerstl

APPLICATION NO: 09/788,173

FILED: FEBRUARY 16, 2001

FOR: CYCLOPROPYL-FUSED PYRROLIDINE-BASED INHIBITORS OF
DIPEPTIDYL PEPTIDASE IV AND METHOD

Assistant Commissioner for Patents
Washington, D.C. 20231

4/a
9-8-01

AMENDMENT

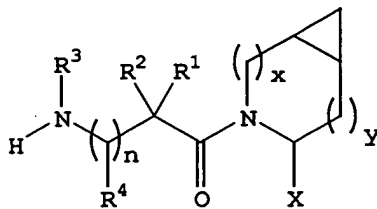
Sir:

In response to the Official Action mailed July 26, 2001, please amend the above-identified application to read as follows.

In the Claims:

Please amend Claim 1 to read as follows.

-- 1. (Amended) A compound having the structure



wherein x is 0 or 1 and y is 0 or 1, provided that
x = 1 when y = 0 and

11-1350
a

135

a
0297

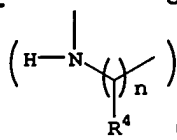
$x = 0$ when $y = 1$; and wherein

n is 0 or 1;

X is H or CN;

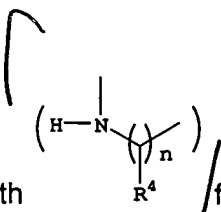
R^1 , R^2 , R^3 and R^4 are the same or different and are independently selected from hydrogen, alkyl, alkenyl, alkynyl, cycloalkyl, cycloalkylalkyl, bicycloalkyl, tricycloalkyl, alkylcycloalkyl, hydroxyalkyl, hydroxyalkylcycloalkyl, hydroxycycloalkyl, hydroxybicycloalkyl, hydroxytricycloalkyl, bicycloalkylalkyl, alkylthioalkyl, arylalkylthioalkyl, cycloalkenyl, aryl, aralkyl, heteroaryl, heteroarylalkyl, cycloheteroalkyl or cycloheteroalkylalkyl; all optionally substituted through available carbon atoms with 1, 2, 3, 4 or 5 groups selected from hydrogen, halo, alkyl, polyhaloalkyl, alkoxy, haloalkoxy, polyhaloalkoxy, alkoxycarbonyl, alkenyl, alkynyl, cycloalkyl, cycloalkylalkyl, polycycloalkyl, heteroarylamino, arylamino, cycloheteroalkyl, cycloheteroalkylalkyl, hydroxy, hydroxyalkyl, nitro, cyano, amino, substituted amino, alkylamino, dialkylamino, thiol, alkylthio, alkylcarbonyl, acyl, alkoxycarbonyl, aminocarbonyl, alkynylaminocarbonyl, alkylaminocarbonyl, alkenylaminocarbonyl, alkylcarbonyloxy, alkylcarbonylamino, arylcarbonylamino, alkylsulfonylamino, alkylaminocarbonylamino, alkoxycarbonylamino, alkylsulfonyl, aminosulfinyl, aminosulfonyl, alkylsulfinyl, sulfonamido or sulfonyl;

and R^1 and R^3 may optionally be taken together to form $-(CR^5R^6)_m-$ where m is 2 to 6, and R^5 and R^6 are the same or different and are independently selected from hydroxy, alkoxy, H, alkyl, alkenyl, alkynyl, cycloalkyl, halo, amino, substituted amino, cycloalkylalkyl, cycloalkenyl, aryl, arylalkyl, heteroaryl, heteroarylalkyl, cycloheteroalkyl, cycloheteroalkylalkyl, alkylcarbonylamino, arylcarbonylamino, alkoxycarbonylamino, aryloxycarbonylamino, alkoxycarbonyl, aryloxycarbonyl, or alkylaminocarbonylamino, or R^1 and R^4 may optionally be taken together to form $-(CR^7R^8)_p-$ wherein p is 2 to 6, and R^7 and R^8 are the same or different and are independently selected from hydroxy, alkoxy, cyano, H, alkyl, alkenyl, alkynyl, cycloalkyl, cycloalkylalkyl, cycloalkenyl, halo, amino, substituted amino, aryl, arylalkyl, heteroaryl, heteroarylalkyl, cycloheteroalkyl, cycloheteroalkylalkyl, alkylcarbonylamino, arylcarbonylamino, alkoxycarbonylamino, aryloxycarbonylamino, alkoxycarbonyl, aryloxycarbonyl, or alkylaminocarbonylamino, or optionally R^1 and R^3 together with



form a 5 to 7 membered ring containing a total of 2 to 4 heteroatoms selected from N, O, S, SO, or SO₂;

T.1370

or optionally R¹ and R³ together with  form a 4 to 8 membered cycloheteroalkyl ring wherein the cycloheteroalkyl ring has an optional aryl ring fused thereto or an optional 3 to 7 membered cycloalkyl ring fused thereto;

A¹ cont'd

with the proviso that where x is 1 and y is 0, X is H, n is 0, and one of R¹ and R² is H and the other is alkyl, then R³ is other than pyridyl or substituted pyridyl;

including all stereoisomers thereof;

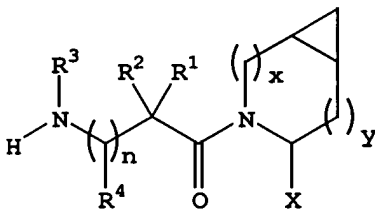
and a pharmaceutically acceptable salt thereof, or a prodrug ester thereof, and all stereoisomers thereof. --

REMARKS

Claims 1 to 24 as amended above are present.

Reconsideration of the rejection of this application is respectfully requested in view of the above amendments and the following remarks.

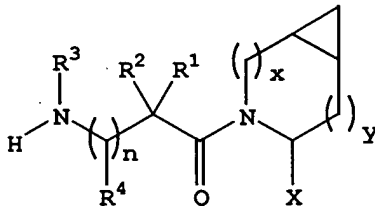
Claim 1 has been amended to exclude compounds of the structure



where x is 1, y is 0, X is H, n is 0 and one of R¹ and R² is H and the other is alkyl, and R³ is pyridyl or substituted pyridyl.

In view of the above exclusionary amendment to Claim 1, it is submitted that Claim 1 and the remaining Claims 2 to 24 are patentable over the cited Hiltmann et al reference.

Applicants' invention as now claimed in amended Claim 1 defines a compound having the structure



wherein x is 0 or 1 and y is 0 or 1, provided that

x = 1 when y = 0 and

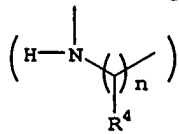
x = 0 when y = 1; and wherein

n is 0 or 1;

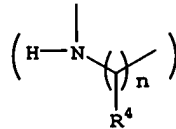
X is H or CN;

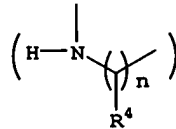
R¹, R², R³ and R⁴ are the same or different and are independently selected from hydrogen, alkyl, alkenyl, alkynyl, cycloalkyl, cycloalkylalkyl, bicycloalkyl, tricycloalkyl, alkylcycloalkyl, hydroxyalkyl, hydroxyalkylcycloalkyl, hydroxycycloalkyl, hydroxybicycloalkyl, hydroxytricycloalkyl, bicycloalkylalkyl, alkylthioalkyl, arylalkylthioalkyl, cycloalkenyl, aryl, aralkyl, heteroaryl, heteroarylalkyl, cycloheteroalkyl or cycloheteroalkylalkyl; all optionally substituted through available carbon atoms with 1, 2, 3, 4 or 5 groups selected from hydrogen, halo, alkyl, polyhaloalkyl, alkoxy, haloalkoxy, polyhaloalkoxy, alkoxycarbonyl, alkenyl, alkynyl, cycloalkyl, cycloalkylalkyl, polycycloalkyl, heteroaryl amino, aryl amino, cycloheteroalkyl, cycloheteroalkylalkyl, hydroxy, hydroxyalkyl, nitro, cyano, amino, substituted amino, alkyl amino, dialkyl amino, thiol, alkylthio, alkylcarbonyl, acyl, alkoxycarbonyl, aminocarbonyl, alkynylaminocarbonyl, alkylaminocarbonyl, alkenylaminocarbonyl, alkylcarbonyloxy, alkylcarbonylamino, arylcarbonylamino, alkylsulfonylamino, alkylaminocarbonylamino, alkoxycarbonylamino, alkylsulfonyl, aminosulfinyl, aminosulfonyl, alkylsulfinyl, sulfonamido or sulfonyl;

and R¹ and R³ may optionally be taken together to form $-(CR^5R^6)_m-$ where m is 2 to 6, and R⁵ and R⁶ are the same or different and are independently selected from hydroxy, alkoxy, H, alkyl, alkenyl, alkynyl, cycloalkyl, halo, amino, substituted amino, cycloalkylalkyl, cycloalkenyl, aryl, arylalkyl, heteroaryl, heteroarylalkyl, cycloheteroalkyl, cycloheteroalkylalkyl, alkylcarbonylamino, arylcarbonylamino, alkoxycarbonylamino, aryloxycarbonylamino, alkoxycarbonyl, aryloxycarbonyl, or alkylaminocarbonylamino, or R¹ and R⁴ may optionally be taken together to form $-(CR^7R^8)_p-$ wherein p is 2 to 6, and R⁷ and R⁸ are the same or different and are independently selected from hydroxy, alkoxy, cyano, H, alkyl, alkenyl, alkynyl, cycloalkyl, cycloalkylalkyl, cycloalkenyl, halo, amino, substituted amino, aryl, arylalkyl, heteroaryl, heteroarylalkyl, cycloheteroalkyl, cycloheteroalkylalkyl, alkylcarbonylamino, arylcarbonylamino, alkoxycarbonylamino, aryloxycarbonylamino, alkoxycarbonyl, aryloxycarbonyl, or alkylaminocarbonylamino, or optionally R¹ and R³ together with



form a 5 to 7 membered ring containing a total of 2 to 4 heteroatoms selected from N, O, S, SO, or SO₂;



or optionally R¹ and R³ together with  form a 4 to 8 membered cycloheteroalkyl ring wherein the cycloheteroalkyl ring has an optional aryl ring fused thereto or an optional 3 to 7 membered cycloalkyl ring fused thereto;

with the proviso that where x is 1 and y is 0, X is H, n is 0, and one of R¹ and R² is H and the other is alkyl, then R³ is other than pyridyl or substituted pyridyl;

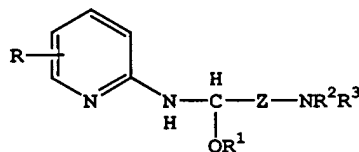
including all stereoisomers thereof;

and a pharmaceutically acceptable salt thereof, or a prodrug ester thereof, and all stereoisomers thereof.

It is submitted that Applicants' invention as now claimed in Claim 1 is patentable over the cited Hiltmann et al reference.

Claims 1, 3 and 7 are rejected under 35 USC 102(b) as being anticipated by Hiltmann et al.

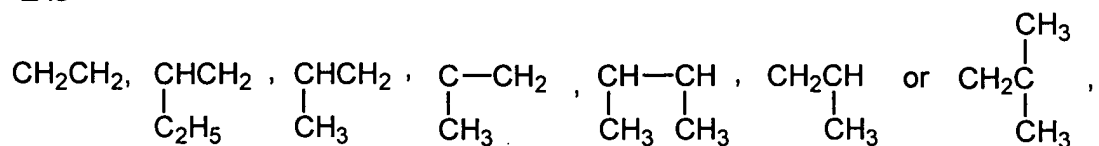
The Hiltmann et al C.A. reference discloses compound of the structure



wherein R is H, 3-, 5-, or 6-methyl or 4-phenyl;


R¹ is ethyl, H, methyl, propyl, phenyl or cyclohexyl;

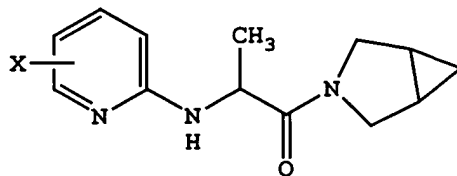
Z is



and NR²R³ can be L-azepinyl or an azabicyclo group.

Hiltmann et al neither disclose nor suggest Applicants' compounds as claimed since

Applicants' require a carbonyl  group linking the N of the azabicyclo ring and a carbon atom, whereas the Z-linker in the Hiltmann et al compounds does not include a carbonyl group. However, the full Hiltmann et al article (as opposed to the CA), a copy of which is enclosed, discloses compounds of the structure



Please note that Applicants have amended Claim 1 (the only independent claim rejected) to specifically exclude compounds disclosed in Hiltmann et al. Claim 1 has been amended so that in compounds defined by the formula in Claim 1, where x is 1 and y is 0, X is H, m is 0, and one of R¹ and R² is H and the other is alkyl, then R³ is other than pyridyl or substituted pyridyl. All of the Hiltmann et al compounds must have a pyridyl or substituted pyridyl group.

In view of the above amendments, it is submitted that Applicants' compounds as defined in Claim 1 are patentable over Hiltmann et al. Furthermore, it is submitted that the remaining rejected Claims 3 and 7 which depend from amended Claim 1 are patentable over Hiltmann et al.

The Examiner has indicated that the remaining claims, Claims 2, 4 to 6, and 8 to 24 are allowed. Accordingly, it is believed that this application is now in condition for allowance.

Respectfully submitted,

Burton Rodney
Attorney for Applicants
Reg. No. 22,076

Bristol-Myers Squibb Company
Patent Department
P.O. Box 4000
Princeton, NJ 08543-4000
(609) 252-4336

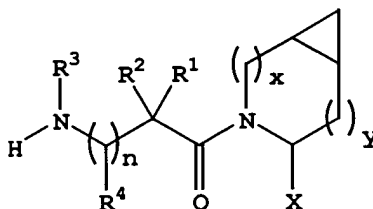
Date: August 29, 2001

VERSION WITH MARKINGS TO SHOW CHANGES MADE

In the Claims:

Claim 1 has been amended as follows:

-- 1. (Amended) A compound having the structure



[herein] wherein x is 0 or 1 and y is 0 or 1, provided that

$x = 1$ when $y = 0$ and

$x = 0$ when $y = 1$; and wherein

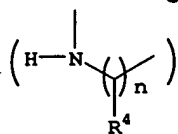
n is 0 or 1;

X is H or CN;

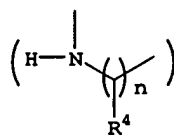
R^1 , R^2 , R^3 and R^4 are the same or different and are independently selected from hydrogen, alkyl, alkenyl, alkynyl, cycloalkyl, cycloalkylalkyl, bicycloalkyl, tricycloalkyl, alkylcycloalkyl, hydroxyalkyl, hydroxyalkylcycloalkyl, hydroxycycloalkyl, hydroxybicycloalkyl, hydroxytricycloalkyl, bicycloalkylalkyl, alkylthioalkyl, arylalkylthioalkyl, cycloalkenyl, aryl, aralkyl, heteroaryl, heteroarylalkyl, cycloheteroalkyl or cycloheteroalkylalkyl; all optionally substituted through available carbon atoms with 1, 2, 3, 4 or 5 groups selected from hydrogen, halo, alkyl, polyhaloalkyl, alkoxy, haloalkoxy, polyhaloalkoxy, alkoxy-carbonyl, alkenyl, alkynyl, cycloalkyl, cycloalkylalkyl, polycycloalkyl, heteroaryl-amino, aryl-amino, cycloheteroalkyl, cycloheteroalkylalkyl, hydroxy, hydroxyalkyl, nitro, cyano, amino, substituted amino, alkyl-amino, dialkyl-amino, thiol, alkylthio, alkyl-carbonyl, acyl, alkoxy-carbonyl, aminocarbonyl, alkynyl-aminocarbonyl, alkyl-aminocarbonyl, alkenyl-aminocarbonyl, alkyl-carbonyloxy, alkyl-carbonyl-amino, aryl-carbonyl-amino, alkyl-sulfonyl-amino, alkyl-aminocarbonyl-amino, alkoxy-carbonyl-amino, alkyl-sulfonyl, amino-sulfinyl, amino-sulfonyl, alkyl-sulfinyl, sulfonamido or sulfonyl;

and R^1 and R^3 may optionally be taken together to form $-(CR^5R^6)_m-$ where m is 2 to 6, and R^5 and R^6 are the same or different and are independently selected from hydroxy, alkoxy, H, alkyl, alkenyl, alkynyl, cycloalkyl, halo, amino, substituted amino, cycloalkylalkyl, cycloalkenyl, aryl, arylalkyl, heteroaryl, heteroarylalkyl, cycloheteroalkyl, cycloheteroalkylalkyl, alkyl-carbonyl-amino, aryl-carbonyl-amino, alkoxy-carbonyl-amino, aryloxy-carbonyl-amino, alkoxy-carbonyl, aryloxy-carbonyl, or alkyl-aminocarbonyl-amino, or R^1 and R^4 may optionally be taken together to form $-(CR^7R^8)_p-$

wherein p is 2 to 6, and R⁷ and R⁸ are the same or different and are independently selected from hydroxy, alkoxy, cyano, H, alkyl, alkenyl, alkynyl, cycloalkyl, cycloalkylalkyl, cycloalkenyl, halo, amino, substituted amino, aryl, arylalkyl, heteroaryl, heteroarylalkyl, cycloheteroalkyl, cycloheteroalkylalkyl, alkylcarbonylamino, arylcarbonylamino, alkoxy carbonylamino, aryloxy carbonylamino, alkoxy carbonyl, aryloxy carbonyl, or alkylaminocarbonylamino, or optionally R¹ and R³ together with



[from] form a 5 to 7 membered ring containing a total of 2 to 4 heteroatoms selected from N, O, S, SO, or SO₂;



or optionally R¹ and R³ together with form a 4 to 8 membered cycloheteroalkyl ring wherein the cycloheteroalkyl ring has an optional aryl ring fused thereto or an optional 3 to 7 membered cycloalkyl ring fused thereto;

with the proviso that where x is 1 and y is 0, X is H, n is 0, and one of R¹ and R² is H and the other is alkyl, then R³ is other than pyridyl or substituted pyridyl;

including all stereoisomers thereof;

and a pharmaceutically acceptable salt thereof, or a prodrug ester thereof, and all stereoisomers thereof. --