



US006395767B2

(12) **United States Patent**
Robl et al.

(10) **Patent No.:** US 6,395,767 B2
(45) **Date of Patent:** May 28, 2002

(54) **CYCLOPROPYL-FUSED
PYRROLIDINE-BASED INHIBITORS OF
DIPEPTIDYL PEPTIDASE IV AND METHOD**

(75) Inventors: **Jeffrey A. Robl**, Newtown, PA (US);
Richard B. Sulsky, West Trenton, NJ
(US); **David J. Augeri**, Princeton, NJ
(US); **David R. Magnin**, Hamilton, NJ
(US); **Lawrence G. Hamann**, Cherry
Hill, NJ (US); **David A. Betebenner**,
Lawrenceville, NJ (US)

(73) Assignee: **Bristol-Myers Squibb Company**,
Princeton, NJ (US)

(*) Notice: Subject to any disclaimer, the term of this
patent is extended or adjusted under 35
U.S.C. 154(b) by 0 days.

(21) Appl. No.: **09/788,173**

(22) Filed: **Feb. 16, 2001**

Related U.S. Application Data

(60) Provisional application No. 60/188,555, filed on Mar. 10,
2000.

(51) Int. Cl.⁷ **C07D 209/07**; A61K 31/403

(52) U.S. Cl. **514/412**; 548/452

(58) Field of Search 548/452; 514/412

(56) References Cited

U.S. PATENT DOCUMENTS

4,254,057 A	3/1981	Day et al.
4,379,785 A	4/1983	Weyer et al.
5,462,928 A	10/1995	Bachovchin et al.
5,939,560 A	8/1999	Jenkins et al.
5,998,463 A	12/1999	Hulin et al.
6,011,155 A	1/2000	Vilhauer
6,110,949 A	8/2000	Vilhauer

FOREIGN PATENT DOCUMENTS

DE	33 24 263 A1	1/1985
DE	39 26 606 A1	2/1991
EP	0 007 652 A1	2/1980
EP	0 219 782 A2	4/1987
EP	1050540 A2	11/2000
WO	WO 99/26659	6/1999
WO	WO 99/38501	8/1999
WO	WO 99/47545	9/1999
WO	WO 99/67279	12/1999
WO	WO 00/10549	3/2000
WO	WO 034241 A1	6/2000
WO	WO 00/53171	9/2000
WO	WO 00/56296	9/2000
WO	WO 00/56297	9/2000
WO	WO 00/69868	11/2000
WO	WO 97/40832	11/2001

OTHER PUBLICATIONS

Lin, J. et al, Proc. Natl. Acad. Sci, USA, vol. 95, pp.
14020-14024, Nov. 1998.

Augustyns, KJL et al, Eur. J. Med. Chem. 32, 301-309,
(1997).

Hughes, T.E. et al, Biochemistry, 28, 11597-11603, 19993

Yamada, M. et al, Bioorganic & Medicinal Chemistry Let-
ters 8, 1537-1540 (1998).

Tanaka, S. et al, Immunopharmacology 40, 21-26 (1998).
Li, J. et al, Archives of Biochemistry and Biophysics, vol.
323, No. 1, pp. 148-154, Oct. 20, 1995.

Ashworth, D.M. et al, Bioorganic & Medicinal Chemistry
Letter, vol. 6, No. 22, pp. 2745-2748, 1996.

Yamada, M. et al, Bioorganic & Medicinal Chemistry Letter
8, 1537-1540 (1998).

Ashworth, D.M. et al, Bioorganic & Medicinal Chemistry
Letter, vol. 6, No. 10, pp. 1163-1166, 1996.

Lambeir, A.-M., et al, Biochimica et Biophysica Acta, 1290,
pp. 76-82 (1996).

Yoshimoto, T. et al, Agric. Biol. Chem., 55(4), pp.
1135-1136, 1991.

Belyaev, A. et al, J. Med. Chem., 42, 1041-1052, 1999.

Stockel, A. et al, Peptides: Chemistry, Structure and Biology,
pp. 709-710, 1996.

Asai, Y. et al, The Journal of Antibiotics, vol. 50, No. 8, pp.
653-657, Aug. 1997.

Demuth, H.-U. et al, FEBS Letters, vol. 320, No. 1, pp.
23-27, Mar. 1993.

Ohnuki, T. et al, Drugs of the Future, 24(6):665-670, 1999.

Demuth, H.-U. et al, Diabetes, 2000, vol. 49, suppl. 1, A102.

Rotherberg, P. et al, Diabetes, 2000, vol. 49, Suppl. 1, A39.

Hiltmann, Arzneim.-Forsch. 24 (4) 548-600 1974 Abstract
only.*

Sagnard, I. et al, Tetrahedron Letters, vol. 36, No. 18, pp.
3149-3152, 1995.

Tverezovsky, V. V. et al., Tetrahedron, vol. 53, No. 43, pp.
14773-14792, 1997.

Hanessian, S. et al, Bioorganic & Medicinal Chem. Letters,
vol. 8, No. 16, pp. 2123-2128, Aug. 18, 1998.

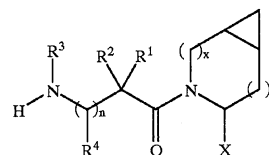
* cited by examiner

Primary Examiner—Robert Gerstl

(74) Attorney, Agent, or Firm—Burton Rodney

(57) ABSTRACT

Dipeptidyl peptidase IV (DP 4) inhibiting compounds are
provided having the formula



where

x is 0 or 1 and y is 0 or 1 (provided that

x=1 when y=0 and x=0 when y=1);

n is 0 or 1; X is H or CN;

and wherein R¹, R², R³ and R⁴ are as described herein.

A method is also provided for treating diabetes and related
diseases, especially Type II diabetes, and other diseases as
set out herein, employing such DP 4 inhibitor *or a combi-
nation of such DP 4 inhibitor and one or more of another
antidiabetic agent such as metformin, glyburide, troglita-
zone, pioglitazone, rosiglitazone and/or insulin and/or one or
more of a hypolipidemic agent and/or anti-obesity agent
and/or other therapeutic agent.

24 Claims, No Drawings

**CYCLOPROPYL-FUSED PYRROLIDINE-
BASED INHIBITORS OF DIPEPTIDYL
PEPTIDASE IV AND METHOD**

This application takes priority from U.S. provisional application No. 60/188,555, filed Mar. 10, 2000.

FIELD OF THE INVENTION

The present invention relates to cyclopropyl-fused pyrrolidine-based inhibitors of dipeptidyl peptidase IV (DP-4), and to a method for treating diabetes, especially Type II diabetes, as well as hyperglycemia, Syndrome X, diabetic complications, hyperinsulinemia, obesity, atherosclerosis and related diseases, as well as various immunomodulatory diseases and chronic inflammatory bowel disease, employing such cyclopropyl-fused pyrrolidines alone or in combination with another type antidiabetic agent and/or other type therapeutic agent.

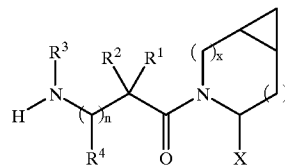
BACKGROUND OF THE INVENTION

Dipeptidyl peptidase IV (DP-4) is a membrane bound non-classical serine aminodipeptidase which is located in a variety of tissues (intestine, liver, lung, kidney) as well as on circulating T-lymphocytes (where the enzyme is known as CD-26). It is responsible for the metabolic cleavage of certain endogenous peptides (GLP-1(7-36), glucagon) in vivo and has demonstrated proteolytic activity against a variety of other peptides (GHRH, NPY, GLP-2, VIP) in vitro.

GLP-1(7-36) is a 29 amino-acid peptide derived by post-translational processing of proglucagon in the small intestine. GLP-1(7-36) has multiple actions in vivo including the stimulation of insulin secretion, inhibition of glucagon secretion, the promotion of satiety, and the slowing of gastric emptying. Based on its physiological profile, the actions of GLP-1(7-36) are expected to be beneficial in the prevention and treatment of type II diabetes and potentially obesity. To support this claim, exogenous administration of GLP-1(7-36) (continuous infusion) in diabetic patients has demonstrated efficacy in this patient population. Unfortunately GLP-1(7-36) is degraded rapidly in vivo and has been shown to have a short half-life in vivo ($t_{1/2} \approx 1.5$ min). Based on a study of genetically bred DP-4 KO mice and on in vivo/in vitro studies with selective DP-4 inhibitors, DP-4 has been shown to be the primary degrading enzyme of GLP-1(7-36) in vivo. GLP-1(7-36) is degraded by DP-4 efficiently to GLP-1(9-36), which has been speculated to act as a physiological antagonist to GLP-1(7-36). Thus, inhibition of DP-4 in vivo should potentiate endogenous levels of GLP-1(7-36) and attenuate formation of its antagonist GLP-1(9-36) and thus serve to ameliorate the diabetic condition.

DESCRIPTION OF THE INVENTION

In accordance with the present invention, cyclopropyl-fused pyrrolidine-based compounds are provided which inhibit DP-4 and have the structure



wherein

x is 0 or 1 and y is 0 or 1 (provided that

x=1 when y=0 and

x=0 when y=1);

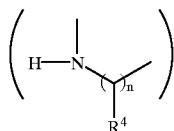
n is 0 or 1;

X is H or CN (that is cyano);

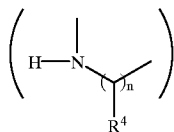
R¹, R², R³ and R⁴ are the same or different and are independently selected from H, alkyl, alkenyl, alkynyl, cycloalkyl, cycloalkylalkyl, bicycloalkyl, tricycloalkyl, alkylcycloalkyl, hydroxyalkyl, hydroxyalkylcycloalkyl, hydroxycycloalkyl, hydroxybicycloalkyl, hydroxytricycloalkyl, bicycloalkylalkyl, alkylthioalkyl, arylalkylthioalkyl, cycloalkenyl, aryl, aralkyl, heteroaryl, heteroarylalkyl, cycloheteroalkyl and cycloheteroalkylalkyl, all optionally substituted through available carbon atoms with 1, 2, 3, 4 or 5 groups selected from hydrogen, halo, alkyl, polyhaloalkyl, alkoxy, haloalkoxy, polyhaloalkoxy, alkoxy carbonyl, alkenyl, alkynyl, cycloalkyl, cycloalkylalkyl, polycycloalkyl, heteroaryl amino, aryl amino, cycloheteroalkyl, cycloheteroalkylalkyl, hydroxy, hydroxyalkyl, nitro, cyano, amino, substituted amino, alkylamino, dialkylamino, thiol, alkylthio, alkylcarbonyl, acyl, alkoxy carbonyl, aminocarbonyl, alkynylaminocarbonyl, alkylaminocarbonyl, alkenylaminocarbonyl, alkylcarbonyloxy, alkylcarbonylamino, arylcarbonylamino, alkylsulfonylamino, alkylaminocarbonylamino, alkoxy carbonylamino, alkylsulfonyl, aminosulfonyl, alkylsulfinyl, sulfonamido or sulfonyl;

and R¹ and R³ may optionally be taken together to form $-(CR^5R^6)_m-$ where m is 2 to 6, and R⁵ and R⁶ are the same or different and are independently selected from hydroxy, alkoxy, cyano, H, alkyl, alkenyl, alkynyl, cycloalkyl, cycloalkylalkyl, cycloalkenyl, aryl, arylalkyl, heteroaryl, heteroarylalkyl, cycloheteroalkyl, halo, amino, substituted amino, cycloheteroalkylalkyl, alkylcarbonylamino, arylcarbonylamino, alkoxy carbonylamino, aryloxy carbonylamino, alkoxy carbonyl, aryloxy carbonyl, or alkylaminocarbonylamino, or R¹ and R⁴ may optionally be taken together to form $-(CR^7R^8)_p-$ where p is 2 to 6, and R⁷ and R⁸ are the same or different and are independently selected from hydroxy, alkoxy, cyano, H, alkyl, alkenyl, alkynyl, cycloalkyl, cycloalkylalkyl, cycloalkenyl, aryl, arylalkyl, heteroaryl, heteroarylalkyl, cycloheteroalkyl, halo, amino, substituted amino, cycloheteroalkylalkyl, alkylcarbonylamino, arylcarbonylamino, alkoxy carbonylamino, aryloxy carbonylamino, alkoxy carbonyl, aryloxy carbonyl, or alkylaminocarbonylamino, or optionally R¹ and R³ together with

3



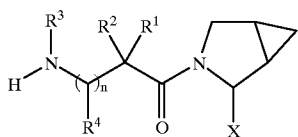
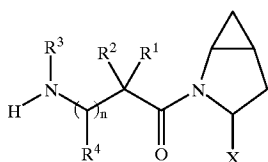
form a 5 to 7 membered ring containing a total of 2 to 4 heteroatoms selected from N, O, S, SO, or SO₂; or optionally R¹ and R³ together with



form a 4 to 8 membered cycloheteroalkyl ring wherein the cycloheteroalkyl ring has an optional aryl ring fused thereto or an optional 3 to 7 membered cycloalkyl ring fused thereto;

and including pharmaceutically acceptable salts thereof, and prodrug esters thereof, and all stereoisomers thereof.

Thus, the compounds of formula I of the invention include the following structures



In addition, in accordance with the present invention, a method is provided for treating diabetes, especially Type II diabetes, as well as impaired glucose homeostasis, impaired glucose tolerance, infertility, polycystic ovary syndrome, growth disorders, frailty, arthritis, allograft rejection in transplantation, autoimmune diseases (such as scleroderma and multiple sclerosis), various immunomodulatory diseases (such as lupus erythematosus or psoriasis), AIDS, intestinal diseases (such as necrotizing enteritis, microvillus inclusion disease or celiac disease), inflammatory bowel syndrome, chemotherapy-induced intestinal mucosal atrophy or injury, anorexia nervosa, osteoporosis, Syndrome X, dysmetabolic syndrome, diabetic complications, hyperinsulinemia, obesity, atherosclerosis and related diseases, as well as inflammatory bowel disease (such as Crohn's disease and ulcerative colitis), wherein a therapeutically effective amount of a compound of structure I (which inhibits DP 4) is administered to a human patient in need of treatment.

The conditions, diseases, and maladies collectively referenced to as "Syndrome X" or Metabolic Syndrome are detailed in Johannsson *J. Clin. Endocrinol. Metab.*, 82, 727-734 (1997).

In addition, in accordance with the present invention, a method is provided for treating diabetes and related diseases

4

as defined above and hereinafter as well as any of the other disease states mentioned above, wherein a therapeutically effective amount of a combination of a compound of structure I and one, two, three or more of other types of antidiabetic agent(s) (which may be employed to treat diabetes and related diseases) and/or one, two or three or more other types of therapeutic agent(s) is administered to a human patient in need of treatment.

The term "diabetes and related diseases" refers to Type II diabetes, Type I diabetes, impaired glucose tolerance, obesity, hyperglycemia, Syndrome X, dysmetabolic syndrome, diabetic complications, dysmetabolic syndrome, and hyperinsulinemia.

The conditions, diseases and maladies collectively referred to as "diabetic complications" include retinopathy, neuropathy and nephropathy, and other known complications of diabetes.

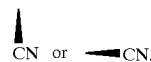
The term "other type(s) of therapeutic agents" as employed herein refers to one or more antidiabetic agents (other than DP4 inhibitors of formula I), one or more anti-obesity agents, and/or one or more lipid-modulating agents (including anti-atherosclerosis agents), and/or one or more infertility agents, one or more agents for treating polycystic ovary syndrome, one or more agents for treating growth disorders, one or more agents for treating frailty, one or more agents for treating arthritis, one or more agents for preventing allograft rejection in transplantation, one or more agents for treating autoimmune diseases, one or more anti-AIDS agents, one or more anti-osteoporosis agents, one or more agents for treating immunomodulatory diseases, one or more agents for treating chronic inflammatory bowel disease or syndrome and/or one or more agents for treating anorexia nervosa.

The term "lipid-modulating" agent as employed herein refers to agents which lower LDL and/or raise HDL and/or lower triglycerides and/or lower total cholesterol and/or other known mechanisms for therapeutically treating lipid disorders.

In the above methods of the invention, the compound of structure I will be employed in a weight ratio to the antidiabetic agent or other type therapeutic agent (depending upon its mode of operation) within the range from about 0.01:1 to about 500:1, preferably from about 0.1:1 to about 100:1, more preferably from about 0.2:1 to about 10:1.

Preferred are compounds of formula I wherein R³ is H or alkyl, R¹ is H, alkyl, cycloalkyl, bicycloalkyl, tricycloalkyl, alkylcycloalkyl, hydroxyalkyl, hydroxytricycloalkyl, hydroxycycloalkyl, hydroxybicycloalkyl, or hydroxyalkylcycloalkyl, R² is H or alkyl, n is 0, X is CN, x is 0 or 1 and y is 0 or 1.

Most preferred are preferred compounds of formula I as described above where X is

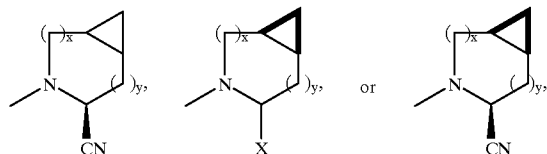


and/or wherein the fused cyclopropyl group is identified as



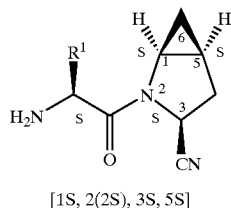
Thus, preferred compounds of formula I of the invention will include the moiety:

5



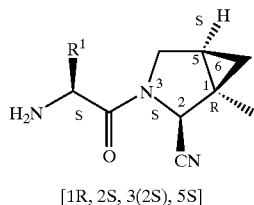
Particularly preferred are the following compounds:

A)

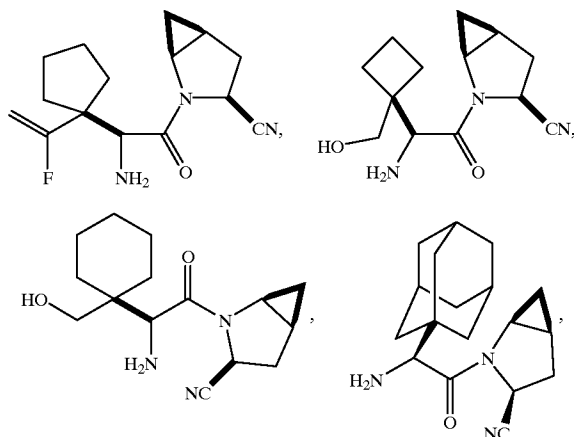


wherein R¹ is alkyl, cycloalkyl, bicycloalkyl, tricycloalkyl, alkylcycloalkyl, hydroxyalkyl, hydroxycycloalkyl, hydroxyalkylcycloalkyl, hydroxybicycloalkyl or hydroxytricycloalkyl;

B)

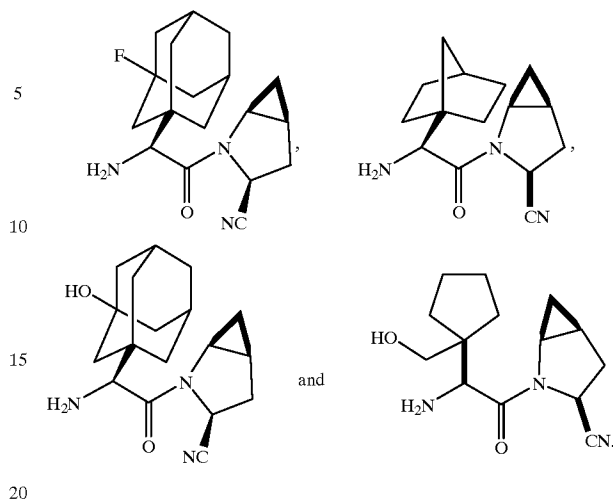


wherein R¹ is alkyl, cycloalkyl, bicycloalkyl, tricycloalkyl, hydroxybicycloalkyl, hydroxytricycloalkyl, alkylcycloalkyl, hydroxyalkyl, hydroxycycloalkyl or hydroxyalkylcycloalkyl as well as the following:



6

-continued



DETAILED DESCRIPTION OF THE INVENTION

25 Compounds of the structure I may be generated by the methods as shown in the following reaction schemes and the description thereof.

Referring to Reaction Scheme 1, compound 1, where PG₁ is a common amine protecting group such as Boc, Cbz, or Fmoc and X¹ is H or CO₂R⁹ as set out below, may be generated by methods as described herein or in the literature (for example see Sagnard et al, Tet-Lett., 1995, 36, pp. 3148–3152, Tverezovsky et al, Tetrahedron, 1997, 53, pp. 14773–14792, Hanessian et al, Bioorg. Med. Chem. Lett., 1998, 8, p. 2123–2128). Removal of the PG₁ group by conventional methods (e.g. (1) TFA or HCl when PG₁ is Boc, or (2) H₂/Pd/C, TMSI when PG₁ is Cbz, or (3) Et₂NH when PG₁ is (Fmoc) affords the free amine 2. Amine 2 may be coupled to various protected amino acids such as 3 (where PG₂ can be any of the PG₁ protecting groups) using standard peptide coupling conditions (e.g. EDAC/HOAT, *i*-BuCOCOC1/TEA, PyBop/NMM) to afford the corresponding dipeptide 4. Removal of the amine protecting group PG₂ provides compound 1a of the invention where X=H.

50 In the case where X¹=CO₂R⁹ (where R⁹ is alkyl or aralkyl groups such as methyl, ethyl, *t*-butyl, or benzyl), the ester may be hydrolyzed under a variety of conditions, for example with aqueous NaOH in a suitable solvent such as methanol, THF, or dioxane, to provide the acid 5. Conversion of the acid group to the primary carboxamide, affording 6, may be effected by activation of the acid group (e.g. employing *i*-BuCOCOC1/TEA or EDAC) followed by treatment with NH₃ or an ammonia equivalent in a solvent such as dioxane, ether, or methanol. The amide functionality may be converted to the nitrile group by a variety of standard conditions (e.g. POCl₃/pyridine/imidazole or cyanuric chloride/DMF or trifluoroacetic anhydride, THF, pyridine) to give 7. Finally, removal of the PG₂ protecting group similar to above provides compound of the invention Ib.

65 In a different sequence (Scheme 2), compound 1 where X¹ is CO₂R⁹ may be saponified to the acid and subsequently

7

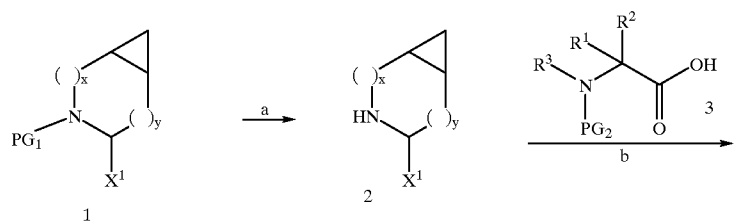
amidated as described above to give amide 8. Removal of the PG₁ group followed by peptide coupling to 3 affords compound 6, an intermediate in the synthesis of 1b.

Alternately, the carboxamide group in 8 may be converted to the nitrile as described above to give compound 9. Deprotection of PGI affords 10 which may be subject to standard peptide coupling conditions to afford 7, an inter-

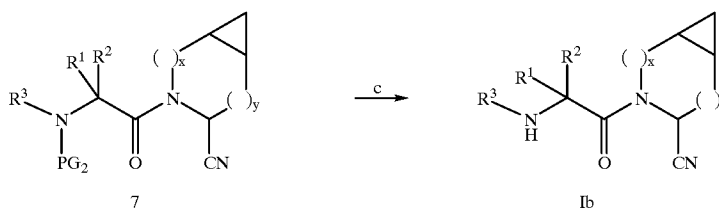
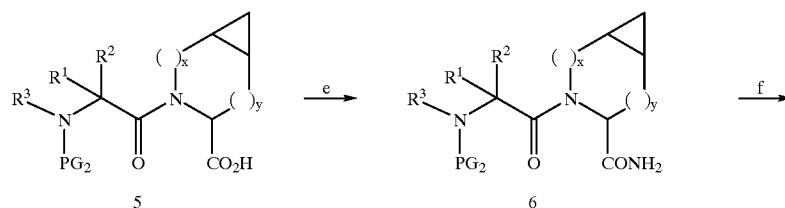
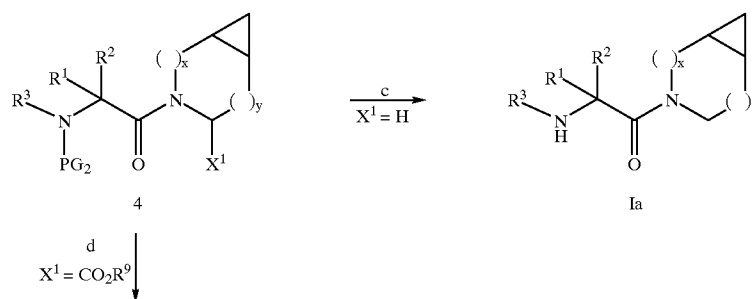
8

mediate in the synthesis of 1b. Compound 10 may also be generated by oxidation of the amine 2 (e.g. NCS) followed by hydrolysis and subsequent cyanide treatment. Compound 10 may be obtained as a mixture of stereoisomers or a single isomer/diastereomer which may be epimerized (employing conventional procedures) to afford a mixture of stereoisomers.

Scheme 1



X¹ = H, CO₂R⁹



a. PG₁ = Boc, TFA or HCl; PG₁ = Cbz, H₂/Pd/C or TMSI; PG₁ = FMOC, Et₂NH b. EDAC, HOBT, DMF or i-BuOCOCl/TEA or PyBop, NMM c. PG₂ = PG₁, (see conditions for a) d. LiOH or NaOH MeOH or THF/H₂O or dioxane e. i-BuOCOCl/NMM or i-BuOCOCl/TEA or EDAC, then NH₃ in dioxane or Et₂O f. POCl₃, pyridine, imidazole or cyanuric chloride, DMF or TFAA, THF, pyridine.

Explore Litigation Insights

Docket Alarm provides insights to develop a more informed litigation strategy and the peace of mind of knowing you're on top of things.

Real-Time Litigation Alerts



Keep your litigation team up-to-date with **real-time alerts** and advanced team management tools built for the enterprise, all while greatly reducing PACER spend.

Our comprehensive service means we can handle Federal, State, and Administrative courts across the country.

Advanced Docket Research



With over 230 million records, Docket Alarm's cloud-native docket research platform finds what other services can't. Coverage includes Federal, State, plus PTAB, TTAB, ITC and NLRB decisions, all in one place.

Identify arguments that have been successful in the past with full text, pinpoint searching. Link to case law cited within any court document via Fastcase.

Analytics At Your Fingertips



Learn what happened the last time a particular judge, opposing counsel or company faced cases similar to yours.

Advanced out-of-the-box PTAB and TTAB analytics are always at your fingertips.

API

Docket Alarm offers a powerful API (application programming interface) to developers that want to integrate case filings into their apps.

LAW FIRMS

Build custom dashboards for your attorneys and clients with live data direct from the court.

Automate many repetitive legal tasks like conflict checks, document management, and marketing.

FINANCIAL INSTITUTIONS

Litigation and bankruptcy checks for companies and debtors.

E-DISCOVERY AND LEGAL VENDORS

Sync your system to PACER to automate legal marketing.