

- [54] REMOTE CONTROL SYSTEM WITH KEY FUNCTION DISPLAY PROVISIONS
- [75] Inventor: Glenn A. Reitmeier, West Trenton, N.J.
- [73] Assignee: RCA Licensing Corporation, Princeton, N.J.
- [21] Appl. No.: 845,184
- [22] Filed: Mar. 28, 1986
- [51] Int. Cl.⁴ H04Q 1/00; H04Q 7/00
- [52] U.S. Cl. 340/825.56; 340/825.54; 340/825.69; 340/825.72; 340/696; 340/365 VL; 340/712; 358/194.1
- [58] Field of Search 340/365 VL, 365 R, 711, 340/712, 696, 825.55, 825.56, 825.69, 825.72, 825.54; 358/194.1; 455/151, 353, 603, 352

Electronic Devices”, Platte et al., IEEE Transactions on Consumer Electronics, vol. CE 31, No. 1, 2/85.
 P. 15 of “Television Digest”, Jun. 3, 1985, vol. 25, No. 22.
 P. 64 of “Popular Science”, Sep. 1985 in the What’s New in Electronics section.
 P. 17 of “Television Digest”, Nov. 11, 1985, vol. 25, No. 46.
 PP. C1 and C10 of the Mar. 6, 1986 “New York Times”, article entitled Remote Control Units, Getting to Know Them.
 An article entitled “Three Types of Touch Technology Simplify Man/Machine Interface” by Arthur B. Carroll appearing on pp. 167-172 of Computer Technology Review.
 Advertising literature entitled “TIX Adds Touch Communication to Your Display”, published by Elographics, Inc. of Oak Ridge, Tenn.

[56]

References Cited

U.S. PATENT DOCUMENTS

4,280,121	7/1981	Crask	340/712
4,322,855	3/1982	Mogi et al.	
4,333,090	6/1982	Hirsch	340/365 VL
4,431,988	2/1984	Molusis et al.	340/365 VL
4,529,980	7/1985	Liotine et al.	340/696
4,551,717	11/1985	Dreher	
4,566,034	1/1986	Harger et al.	
4,626,847	12/1986	Zato	340/696

FOREIGN PATENT DOCUMENTS

0057970	8/1982	European Patent Off.
0120345	10/1984	European Patent Off.
0129286	12/1984	European Patent Off.

OTHER PUBLICATIONS

“A New Intelligent Remote Control Unit for Consumer

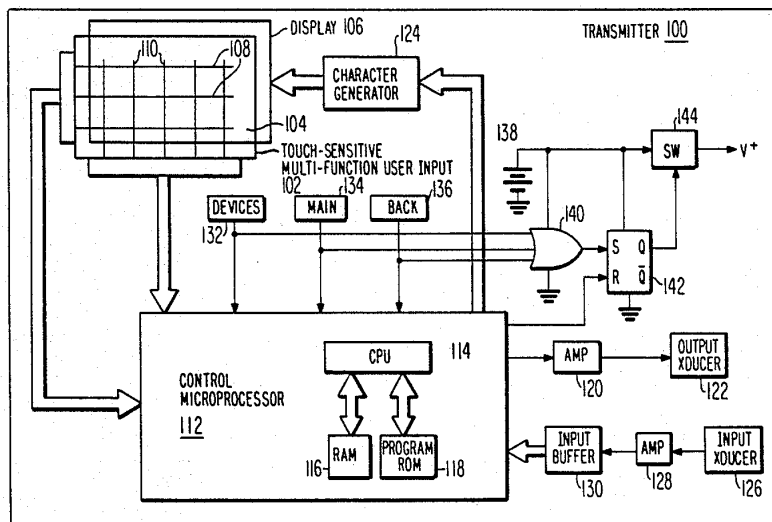
5 Claims, 3 Drawing Sheets

Primary Examiner—John W. Caldwell, Sr.
 Assistant Examiner—Edwin C. Holloway, III
 Attorney, Agent, or Firm—Eugene M. Whitacre; Paul J. Rasmussen; Peter M. Emanuel

[57]

ABSTRACT

A transmitter unit of a remote control system includes a key function display unit for identifying the function of key elements of the transmitter unit at various steps of a control sequence for one or more controlled devices. The memory for storing character-representative information for identifying the functions of the key elements of the transmitter and corresponding function control instructions is contained in the controlled devices rather than in the transmitter unit. This allows for the addition of new controlled device without modification of the transmitter units.



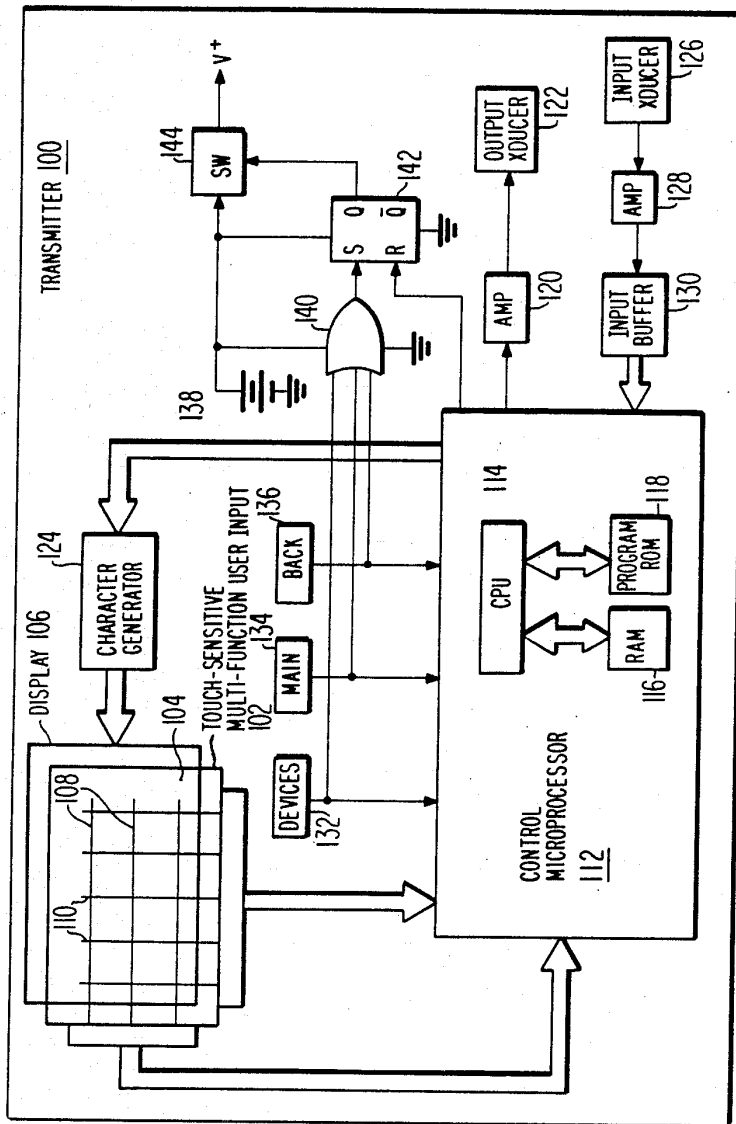


Fig. 1

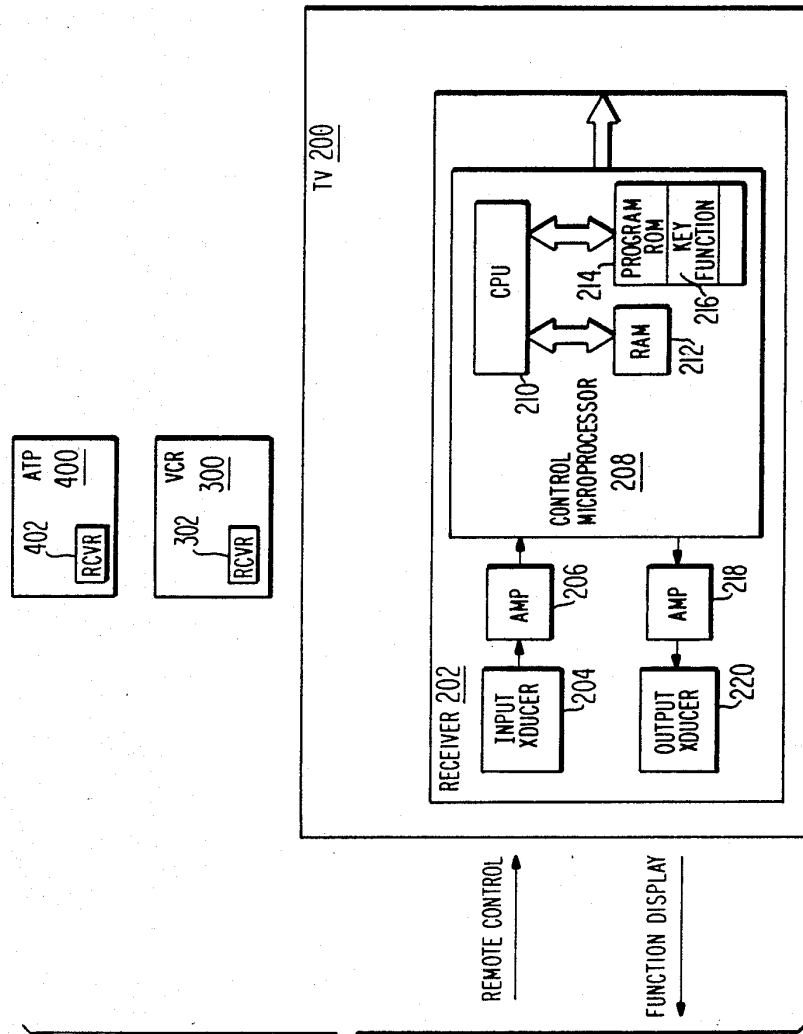


Fig. 2

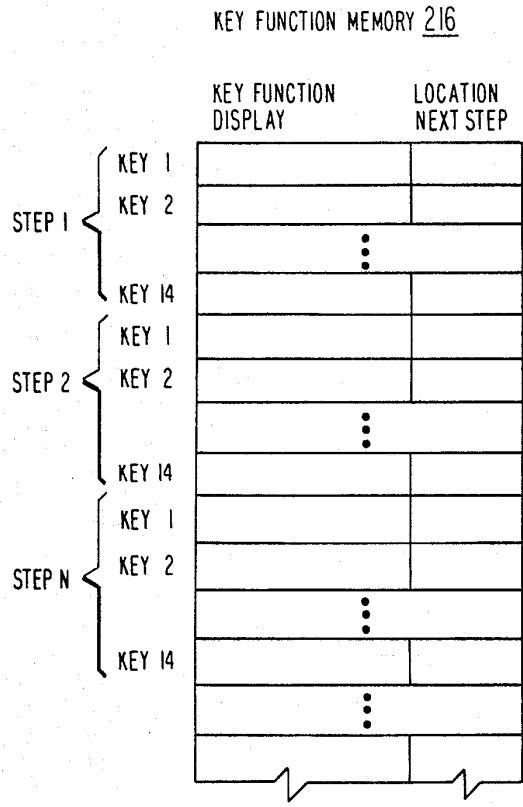


Fig. 3

REMOTE CONTROL SYSTEM WITH KEY FUNCTION DISPLAY PROVISIONS

FIELD OF THE INVENTION

The present invention concerns a remote control system.

BACKGROUND OF THE INVENTION

Remote control systems are used to allow a controlled device to be controlled from a remote location. For example, many consumer electronic products such as television receivers, video cassette recorders (VCRs), audio record and cassette players, have associated hand-held remote control transmitter units for controlling various functions from a viewing or listening position.

A typical remote control transmitter unit has a keyboard with a plurality of keys or buttons corresponding to the functions to be controlled. Usually the more functions that have to be controlled, the greater the number of keys that have to be provided. Since modern consumer electronic products have a very large number of control functions, the keyboard of remote control transmitter units of such products are often cluttered with keys. Some manufacturers provide a single, unified remote control unit for several controlled devices, such as a television receiver and a VCR which are intended to be operated together. The keyboards of such unified remote control transmitter units, therefore, may contain even more keys than dedicated remote control units for individual controlled devices.

Remote control transmitter units with a large number of keys tend to be cumbersome to use and expensive to manufacture. Accordingly, there is a desire in the art to reduce the number of keys of remote control transmitter units.

There have been attempts to reduce the number of keys by assigning multiple functions to at least some keys. The particular function of a key at any time can be determined by a mode switch or by the sequence of prior key operations. To guide users, labels on the keyboard identifying the various functions of the keys may be employed. It is also possible in a television system with a viewing screen, to use the viewing screen to display information indicating the functions of the keys of the remote control transmitter during various modes of operation. However, such prior approaches are indirect and, therefore, may be confusing.

To avoid the confusion that may result from the indirect key function identification technique described above, it has been proposed in European Patent Application Publication No. 0 120 345 to provide a display arrangement on the remote control transmitter unit itself to identify the particular functions of keys at various steps of a control operation. The display arrangement may take the form of individual display devices located near respective keys or of individual display elements underlying transparent keys. Each display device is capable of displaying characters designating the function of the associated key. The information for the key function display arrangement is stored in a display memory contained in the remote control transmitter unit. For expansion, display memories for additional devices that may be controlled by the remote control transmitter unit may be added to the remote control transmitter unit.

While the type of remote control system described in the European patent application is useful, the provisions

for expanding its capability to control new devices by adding display memories may be troublesome to users and may limit the number of devices that can be controlled due to wiring and size constraints of the remote control transmitter unit.

SUMMARY OF THE INVENTION

A remote control system constructed in accordance with the present invention comprises a transmitter unit including a multi-function user entry device with key elements and a display unit for identifying the functions of the key elements at various steps of a control algorithm or sequence. The receiver unit of the remote control system, in addition to generating control signals for an associated controlled device in response to remote control messages received from the transmitter unit, includes a key function and display memory for storing information indicative of the functions of key elements of the transmitter unit. During various steps of the control algorithm, character representative data is retrieved from the key function and display memory and transmitted from the receiver unit to the transmitter unit. In response to the received character representative signals, the display unit displays information identifying the functions of the key elements.

Since the key function and display memory is contained in the receiver unit of the remote control system, rather than in the transmitter unit, the same transmitter unit can be used without modification for additional controlled devices. Also, there is no limit on the number of new controlled devices that may be controlled by the transmitter unit.

In a preferred embodiment of the invention, the key elements comprise areas on a touch-sensitive transparent or translucent membrane which overlays a display panel such as a liquid crystal device (LCD).

These and other features of the present invention will be explained in the following description with respect to the accompanying Drawing.

BRIEF DESCRIPTION OF THE DRAWING

FIGS. 1 and 2 show, in block diagram form, the transmitter and receiver units of a remote control system constructed in accordance with the present invention; and

FIG. 3 indicates the contents of a key function and display memory included with the receiver unit of the remote control system shown in FIGS. 1 and 2.

DETAILED DESCRIPTION OF THE DRAWING

Before describing the embodiment of the remote control system shown in FIGS. 1, 2 and 3 in detail, a brief summary of some of its features is provided.

In the present remote control system shown in FIGS. 1, 2 and 3, a single remote control transmitter controls several controlled devices, such as a television receiver (TV), video cassette recorder (VCR) and audio tape player (ATP). Each controlled device has a relatively large number of functions to be controlled. In order to reduce the clutter and cost associated with fixed or dedicated function arrangements, the keys of the remote control transmitter have multiple functions. A display unit is provided on the remote control transmitter itself to identify the various functions of the keys.

The control process or algorithm provided by the remote control system shown in FIGS. 1, 2 and 3, occurs sequentially in steps of increasing levels of specific-

Explore Litigation Insights

Docket Alarm provides insights to develop a more informed litigation strategy and the peace of mind of knowing you're on top of things.

Real-Time Litigation Alerts



Keep your litigation team up-to-date with **real-time alerts** and advanced team management tools built for the enterprise, all while greatly reducing PACER spend.

Our comprehensive service means we can handle Federal, State, and Administrative courts across the country.

Advanced Docket Research



With over 230 million records, Docket Alarm's cloud-native docket research platform finds what other services can't. Coverage includes Federal, State, plus PTAB, TTAB, ITC and NLRB decisions, all in one place.

Identify arguments that have been successful in the past with full text, pinpoint searching. Link to case law cited within any court document via Fastcase.

Analytics At Your Fingertips



Learn what happened the last time a particular judge, opposing counsel or company faced cases similar to yours.

Advanced out-of-the-box PTAB and TTAB analytics are always at your fingertips.

API

Docket Alarm offers a powerful API (application programming interface) to developers that want to integrate case filings into their apps.

LAW FIRMS

Build custom dashboards for your attorneys and clients with live data direct from the court.

Automate many repetitive legal tasks like conflict checks, document management, and marketing.

FINANCIAL INSTITUTIONS

Litigation and bankruptcy checks for companies and debtors.

E-DISCOVERY AND LEGAL VENDORS

Sync your system to PACER to automate legal marketing.