

# Tolerability and Patient/Physician Satisfaction with Subcutaneously Administered Methotrexate Provided in Two Formulations of Different Drug Concentrations in Patients with Rheumatoid Arthritis

Ulf Müller-Ladner<sup>\*1</sup>, Karin Rockwitz<sup>2</sup>, Jan Brandt-Jürgens<sup>3</sup>, Roland Haux<sup>3</sup>, Peter Kästner<sup>4</sup>, Jürgen Braun<sup>5</sup>, Winfried Demary<sup>6</sup>, Cécile Guimbal-Schmolck<sup>7</sup>, Uwe Pichlmeier<sup>7</sup> and Andreas Brandt<sup>7</sup> for the MC-MTX.10/RH Study Group

<sup>1</sup>Kerckhoff-Klinik, Bad Nauheim, Germany

<sup>2</sup>Practising Rheumatologist, Goslar, Germany

<sup>3</sup>Practising Rheumatologist, Berlin, Germany

<sup>4</sup>Practising Rheumatologist, Erfurt, Germany

<sup>5</sup>Rheumazentrum Ruhrgebiet, Herne, Germany

<sup>6</sup>Practising Rheumatologist, Hildesheim, Germany

<sup>7</sup>Medac Gesellschaft für klinische Spezialpräparate mbH, Hamburg, Germany

**Abstract:** *Objectives:* To determine preference, satisfaction, usability and local tolerability by patients, physicians and study nurses of two subcutaneously administered methotrexate (MTX) formulations of different concentrations.

*Methods:* This was an open-label, comparative, within-patient controlled, multicentre study of 132 patients with rheumatoid arthritis (RA). MTX treatment consisted of 20 mg/week administered as a medium-concentration formulation (MC) (2.0 ml of 10 mg/ml solution in prefilled syringe; separate needle) compared to a novel high-concentration formulation (HC) (0.4 ml of 50 mg/ml in prefilled syringe; pre-attached needle). Each treatment was given for three weeks. Questionnaires and visual analogue scales were used to measure outcomes.

*Results:* At the end of the study, 93% of the patients preferred HC over MC as further treatment. Overall assessment of HC was "good" or "very good" in 90.6% vs 34.4% in MC-treated patients. Physician's and patients global assessment of syringe usability showed highly statistically significant differences ( $P < 0.0001$ ) in favour of HC. Overall assessment by study nurses' and investigators' was "good" (18.8%) or "very good" (81.2%) for HC and "good" in 31.3% or "very good" in 12.5% for MC, and no preference in 50%. Local tolerability improved slightly also with HC.

*Conclusions:* The total smaller volume of administered drug and the improved usability of a pre-attached needle in combination with a smaller prefilled syringe resulted in preference of the patients of HC over MC. The slightly improved local tolerability may also have added to this preference. This assessment was confirmed by similar assessments made by healthcare professionals.

Eudra-CT number: 2007-003591-19.

**Keywords:** Methotrexate, subcutaneous injection, prefilled syringe, rheumatoid arthritis.

## INTRODUCTION

In the past decade, low-dose methotrexate (MTX) has become the disease-modifying antirheumatic drug of choice in the treatment of rheumatoid arthritis (RA). Subcutaneously (SC) administered MTX is well absorbed, appears to overcome the problems associated with oral administration, including variable absorption and saturation of the absorption mechanism with increasing doses, and is

well tolerated [1]. Recent studies have also confirmed the improved usability and tolerability of subcutaneous application [2-4], in particular in comparison to intramuscular injection [2]. However, several patients still experience problems to apply several millilitres of liquid MTX every week and report also local side effects associated with the injected volume.

A 6-month, prospective, randomized, double-dummy trial compared the efficacy and safety of SC versus oral administration of MTX in 384 patients with RA [5]. Patients were randomly assigned to receive 15 mg/week of MTX either orally (two 7.5 mg tablets) or SC (prefilled syringe containing 10 mg/ml). After 6 months, significantly more

\*Address correspondence to this author at the Kerckhoff-Klinik GmbH, Department of Rheumatology and Clinical Immunology, Benekestrasse 2-8, D-61231 Bad Nauheim, Germany; Tel: + 49-6032-9962101; Fax: + 49-6032-9962104; E-mail: u.mueller-ladner@kerckhoff-klinik.de

patients treated with SC MTX than with oral MTX showed ACR20 (78% vs 70%) and ACR70 (41% vs 33%) responses. Patients with disease duration  $\geq 12$  months had even higher ACR20 response rates (89% for SC administration and 63% for oral). Tolerability did not differ between the two groups.

In a phase I study, 12 healthy male subjects received 15 mg MTX SC either as 50 mg/ml solution or as a 10 mg/ml concentration. Both concentrations were shown to be bioequivalent with regard to AUC (medac, data on file). However, the rate of absorption expressed by  $C_{max}$  was different with higher  $C_{max}$  concentrations achieved after administration of the higher concentrated solution. For the metabolite 7-hydroxy-MTX, similarity in rate and extent of absorption for SC administration was confirmed. Because of the bioequivalence of AUC of both concentrations, no difference in the efficacy and the safety of the two formulations was expected. Local tolerability was similar in both groups. Only three cases of mild erythema were observed (one with the concentration of 50 mg/ml and two with the concentration of 10 mg/ml). All events occurred immediately after injection and resolved within 2 hours after injection.

The objectives of the subsequent study were the direct comparisons of local tolerability, usability, satisfaction and preference of two MTX solutions with different concentrations after SC administration in a larger number of patients with RA.

## STUDY PARTICIPANTS AND METHODS

### Objectives

The primary study objective was to assess the overall preference of RA patients for continuous MTX treatment with either the medium-concentration formulation (MC) (2.0 ml of 10 mg/ml solution; need to apply needle) or the high-concentration formulation (HC) (0.4 ml of 50 mg/ml pre-filled syringe; pre-attached needle) by repeated SC injections.

Secondary objectives included satisfaction, usability and local tolerability assessed by patients, physicians and study nurses.

### Study Design

This open, comparative, within-patient controlled, multicentre study enrolled 132 patients at 16 centres in Germany between November 2007 and November 2008. Patient enrolment by centre ranged between 1 and 24 patients. Patients received 20 mg MTX administered SC *via* MC (2 ml of the 10 mg/ml solution) once weekly for 3 weeks followed by HC (0.4 ml of the 50 mg/ml solution) for another three weeks. The physicians or the study nurses performed the first injection of every type of syringe (1<sup>st</sup> and 4<sup>th</sup> injection within the study), the following two injections of every type of syringe were performed by the patients themselves (2<sup>nd</sup>, 3<sup>rd</sup>, 5<sup>th</sup> and 6<sup>th</sup> injection within the study). Questionnaires and visual analogue scales were used to document satisfaction, usability and local tolerability. Safety laboratory testing (haematology and biochemistry) were performed at baseline, after 3 weeks and at the end of the study.

### Patients

The study included patients with a diagnosis of RA according to the ACR criteria [6]. Patients were 18 to 75 years old and had received oral MTX- which is among parenteral application also in accordance with national recommendations for treatment of RA [7] - for at least 6 weeks prior to study start and required an intensified therapy due to remaining RA activity (DAS28 > 2.6). After study termination every patient received appropriate RA treatment at the discretion of the investigator.

The main exclusion criteria were: prior treatment with parenteral MTX or biologicals; concomitant treatment with another DMARD or a biological; renal insufficiency (serum creatinine > 1.5 x ULN); liver function test abnormalities (AST or ALT > 2 x ULN, bilirubin > 5 mg/dl); impaired haematopoiesis (platelets < 100 x 10<sup>9</sup>/l, leukocytes < 3.5 x 10<sup>9</sup>/l), anaemia (haemoglobin < 10 g/dl); severe acute or chronic infections; malignant disease; alcohol or drug addiction; history of generalised allergic reactions or serious adverse reactions to the study medication or other components of the injection solution; women with child-bearing potential without reliable contraception; men who had a partner with child-bearing potential and did not use a condom or a cervical cap/diaphragm with spermicide during the study and for at least 6 months thereafter; pregnant or breast-feeding women; any other subcutaneously administered drugs (e.g. insulin, heparin); concurrent vaccination with live vaccines.

Previous therapy with other DMARDs and concomitant therapy with nonsteroidal antirheumatic drugs or corticosteroids were permitted during the study: combination therapy with one or more DMARDs or a biological immunomodulator (e.g. TNF- $\alpha$  blockers); drugs causing folate deficiency (e.g. sulfonamides, trimethoprim-sulfamethoxazole); live-virus vaccinations. Patients were allowed to receive oral folic acid once a week, 24 hours after the MTX dose, with the dose to remain constant throughout the study.

### Assessment of Patient-Reported, Physician-Reported and Study Nurse/Physician-Reported Outcomes

Table 1 summarises questions and answers concerning patient-reported, physician-reported and study nurse/physician-reported outcomes.

### Assessment of Safety

All patients who received at least one dose of study medication were evaluated for the occurrence of adverse events, serious adverse events and clinical laboratory abnormalities. Severity of adverse events was assessed by the investigator as mild, moderate, severe and life-threatening whereas clinical laboratory values were judged with respect to clinical significance.

### Study Medication

Study drug consisted of the commercially available MTX medium-concentration formulation (10 mg/ml solution; need to apply a needle; metex<sup>®</sup> in Germany, metoject<sup>®</sup> in other countries, manufacturer: medac Gesellschaft für klinische



Table 1. Preference and Usability Outcomes\*

<b>Patient-Reported Outcomes</b>
<p><b>Overall preference (primary endpoint)</b>  <i>"Which of the pre-filled syringes would you prefer from now on?"</i></p>
<p><b>Patient satisfaction</b>  <i>"How would you assess, in summary, the small/large syringe at the end of the study?"</i>            Five categories were suggested: "very poor", "poor", "no preference", "good" and "very good".</p>
<p><b>Syringe with or without pre-attached needle</b>  <i>"How do you like the pre-attached needle (small syringe) in comparison to one that still has to be attached (large syringe)?"</i>            Five categories were suggested: "great disadvantage", "disadvantage", "no difference", "advantage", and "great advantage".</p>
<p><b>Usability of syringe volume</b>  <i>"Do you feel comfortable with the fact that the injection liquid is five times less in the small syringe than in the large syringe?"</i>            Five possible answers were suggested: "fully disagree", "disagree", "indifferent", "agree" and "fully agree".</p>
<p><b>Local tolerability</b>            Occurrence of erythema, swelling, itching, pain and haematoma assessed as "none", "mild", "moderate" or "severe".</p>
<p><b>Usability of the 10 mg/ml syringe at the 2<sup>nd</sup> and 3<sup>rd</sup> injection (MC formulation) and of the 50 mg/ml syringe at the 5<sup>th</sup> and 6<sup>th</sup> injection (HC formulation)</b>            Rated on a visual scale from 0 (not convenient = 0 mm) to 10 (very convenient = 100 mm).</p>
<b>Physician-Reported Outcomes</b>
<p><b>Usability of the 10 mg/ml syringe at the 1<sup>st</sup> injection (MC formulation) and of the 50 mg/ml syringe at the 4<sup>th</sup> injection (HC formulation)</b>            Rated on a visual scale from 0 (not convenient = 0 mm) to 10 (very convenient = 100 mm).</p>
<p><b>Local tolerability</b>            Occurrence of erythema, swelling, itching, pain and haematoma assessed as "none", "mild", "moderate" or "severe".</p>
<b>Study Nurse/Physician-Reported Outcomes</b>
<p><b>Syringe with or without pre-attached needle</b>  <i>"How do you like the pre-attached needle (small syringe) in comparison to the one which still has to be attached (large syringe)?"</i>            Five categories were suggested: "great disadvantage", "disadvantage", "no difference", "advantage", and "great advantage".</p>
<p><b>Usability of syringe volume</b>  <i>"Do you feel comfortable with the fact that the injection liquid is five times less in the small syringe than in the large syringe?"</i>            Five possible answers were suggested: "fully disagree", "disagree", "indifferent", "agree" and "fully agree".</p>
<p><b>Overall assessment of the small prefilled syringe</b>            Five categories were suggested: "very poor", "poor", "no preference", "good" and "very good".</p>
<p><b>Overall assessment of the large prefilled syringe</b>            Five categories were suggested: "very poor", "poor", "no preference", "good" and "very good".</p>

\*Original in German.

syringe MTX high-concentration formulation (50 mg/ml solution; pre-attached needle) (Fig. 1); both formulations were provided by medac GmbH, Germany.

### Statistical Analysis

The primary objective, i.e. the proportion of patients deciding in favour of the HC syringe, was subjected to statistical testing by applying a two-sided one-group chi-square test on a significance level of 5%. For sample size estimation, sufficient power for the statistical test was required to detect an increase of the rate of patients deciding to use the HC syringe for future MTX treatment to at least

significance level would have 90% power to detect the difference between the null hypothesis rate of 55% and the alternative rate of 70% with a sample size of 110 patients.

To assess the local tolerability at the site of injection, frequency distributions of mild, moderate and severe signs and symptoms of swelling, itching, erythema, haematoma and pain were presented. Treatment-specific differences between ordinal data were evaluated using Wilcoxon signed-rank tests on an explorative perspective. All other parameters were analysed descriptively using robust measures of location and dispersion such as medians and 1<sup>st</sup> (Q1) and 3<sup>rd</sup> quartiles (Q3).

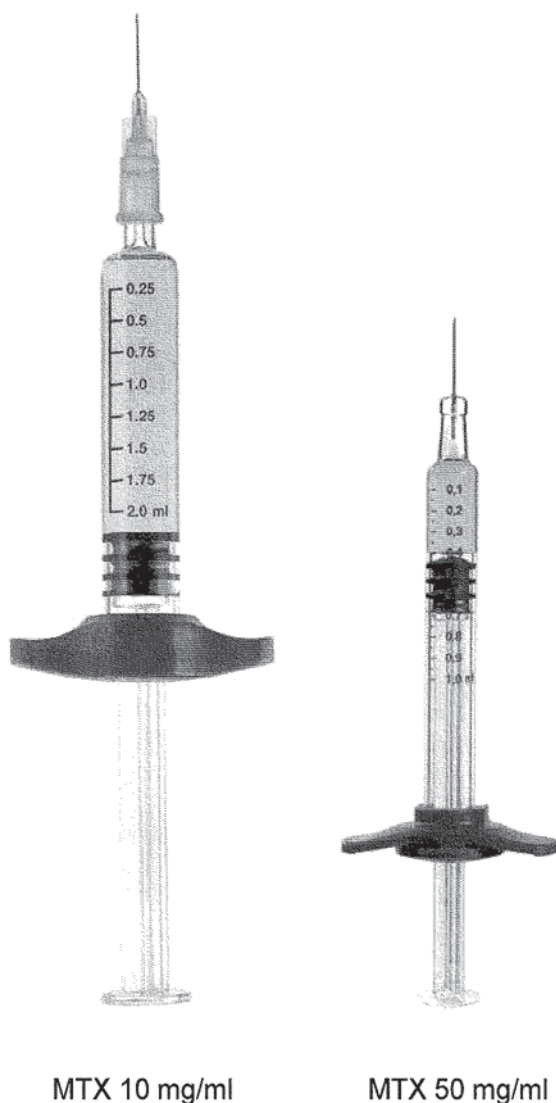


Fig. (1). Comparison of the methotrexate prefilled syringe 10 mg/ml and 50 mg/ml true to scale. MTX=methotrexate.

### Ethics

The study was performed in accordance with the Good Clinical Practice guidelines recommended by the International Conference on Harmonization (ICH) of Technical Requirements. Ethics committees relevant to the respective study sites approved the study protocol. Written informed consent was obtained from all patients.

### Funding

The study was supported by medac Gesellschaft für klinische Spezialpräparate mbH, Hamburg, Germany.

## RESULTS

### Patient Characteristics

Of the 132 patients enrolled, one was excluded from the safety-analysis set (due to missing study visits (1<sup>st</sup>, 2<sup>nd</sup> and

were excluded from the full-analysis set (due to injection of merely one type of syringe). Of the 128 patients included in the full-analysis set, 34 were men and 94 women. Median age was 56 years (range: 18 to 75 years), median weight 78 kg (range: 49 to 116 kg) and median body height 165 cm (range: 150 to 188 cm). Median baseline Disease Activity Score of 28 joints (DAS28) was 4.3 (range 2 to 8) and median duration of RA in the patients was 3 years (range: 1 to 39 years). Sixty-three (49.2%) patients had previously received MTX treatment at dosages ranging between 7.5 to 25 mg/week and differed from those dosages given at study start. 85.1% of the patients received MTX dosages of 15 or 20 mg/week (6 patients received more than 20mg oral MTX, 1 patient received 25 mg, the other ones 22.5 mg).

### Efficacy

#### Patient-Reported Outcomes

The primary efficacy variable was to quantify the decision of the patient for future MTX treatment (50 mg/ml syringe vs 10 mg/ml syringe) following repeated SC injections of both formulations. At the end of the study, 93.0% of all patients stated that they would prefer the HC formulation compared to 2.3% of the patients expressing a preference for the MC formulation (95% confidence interval: [87.1%; 96.7%]). The result was highly statistically significant ( $P < 0.0001$ ).

At the end of the study, overall assessment of the patients of the HC formulation was “good” and “very good” in 90.6% of the patients compared to 1.6% with a “poor” and “very poor” overall assessment. The patients’ overall assessment of the MC formulation was “good” and “very good” in 34.4% of the patients compared to 17.2% with a “poor” and “very poor” overall assessment (Fig. 2). This advantage in favour of the HC formulation was statistically significant ( $P < 0.0001$ ).

89.1% of the patients assessed the usability of having a pre-attached needle with the small syringe (HC formulation) as an “advantage” and “great advantage” and 3.1% as a “disadvantage” and “great disadvantage”.

87.5% of the patients reported that the smaller volume in the HC formulation was more suitable (“agree” and “fully agree”) compared to the larger volume with the MC formulation. 1.6% of the patients disagreed in this regard.

Using a visual analogue scale, patient’s global assessment of syringe usability was 63.5 mm (Q1-Q3: 49-92) after MC administrations which increased significantly to 95.0 mm (Q1-Q3: 85-99) after administration of the HC formulation ( $P < 0.0001$ ).

#### Physician-Reported Outcomes

Using a visual analogue scale, physician-reported global assessment of syringe usability was 82.0 mm (Q1-Q3: 59-100) at the time of administration of the MC formulation. A significant increase in to 96.0 mm (Q1-Q3: 86-100) was observed at time of HC administration ( $P < 0.0001$ ).

#### Study Nurse/Physician-Reported Outcomes

All study nurses and physicians assessed the usability of having a pre-attached needle with the small syringe (HC

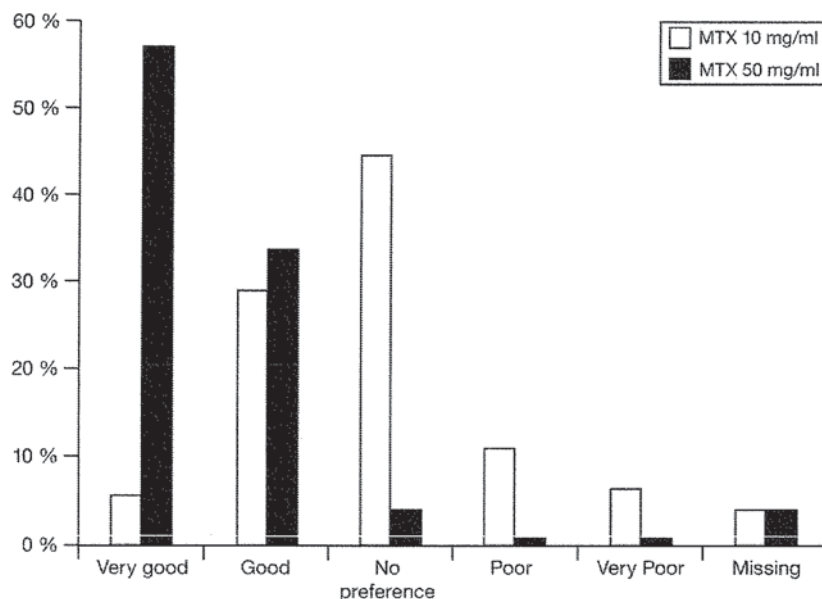


Fig. (2). Patients' overall assessment of methotrexate prefilled syringe 10 mg/ml and 50 mg/ml.

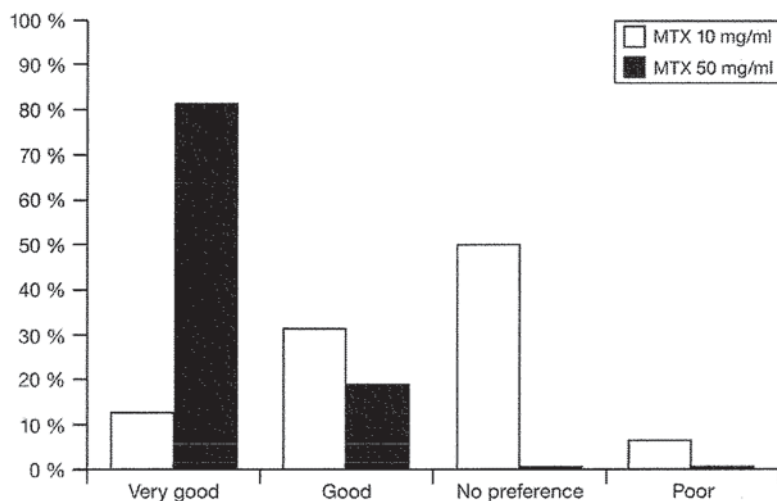


Fig. (3). Study nurses' and physicians' overall assessment of methotrexate prefilled syringe 10 mg/ml and 50 mg/ml.

87.5% found that the smaller volume in the HC formulation was more suitable (“agree” and “fully agree”) compared to the larger volume with the MC formulation. 12.5% saw no difference in this regard.

At the end of the study, study nurses' and investigators' overall assessment of the HC formulation was “good” (18.8%) and “very good” (81.2%). The overall assessment of the MC formulation was “good” in 31.3% of cases, “very good” in 12.5% and no preference in 50% (Fig. 3).

**Safety**

Adverse events were coded according to the Medical Dictionary for Regulatory Affairs (MedDRA). Adverse

for safety analysis. The number of patients experiencing adverse events was 14 (10.7%) and 15 (11.5%) with MC and HC formulation, respectively (Table 2).

All adverse events except the one documented within the system organ class “Injury, poisoning and procedural complications” were judged to be at least possibly drug-related. The most frequent adverse events and drug-related adverse events were gastrointestinal disorders (6.1%), investigations (3.8%) and general disorders and administration site conditions irritations (3.1%). Most adverse events were of mild and moderate intensity. No relevant differences were observed between the two MTX formulations with the exception of five cases of mild and



# Explore Litigation Insights

Docket Alarm provides insights to develop a more informed litigation strategy and the peace of mind of knowing you're on top of things.

## Real-Time Litigation Alerts



Keep your litigation team up-to-date with **real-time alerts** and advanced team management tools built for the enterprise, all while greatly reducing PACER spend.

Our comprehensive service means we can handle Federal, State, and Administrative courts across the country.

## Advanced Docket Research



With over 230 million records, Docket Alarm's cloud-native docket research platform finds what other services can't. Coverage includes Federal, State, plus PTAB, TTAB, ITC and NLRB decisions, all in one place.

Identify arguments that have been successful in the past with full text, pinpoint searching. Link to case law cited within any court document via Fastcase.

## Analytics At Your Fingertips



Learn what happened the last time a particular judge, opposing counsel or company faced cases similar to yours.

Advanced out-of-the-box PTAB and TTAB analytics are always at your fingertips.

## API

Docket Alarm offers a powerful API (application programming interface) to developers that want to integrate case filings into their apps.

## LAW FIRMS

Build custom dashboards for your attorneys and clients with live data direct from the court.

Automate many repetitive legal tasks like conflict checks, document management, and marketing.

## FINANCIAL INSTITUTIONS

Litigation and bankruptcy checks for companies and debtors.

## E-DISCOVERY AND LEGAL VENDORS

Sync your system to PACER to automate legal marketing.