



US 20090136598A1

(19) **United States**

(12) **Patent Application Publication**
Chapin et al.

(10) **Pub. No.: US 2009/0136598 A1**

(43) **Pub. Date: May 28, 2009**

(54) **COMPOSITIONS FOR THE TREATMENT AND PREVENTION OF EYELID SWELLING**

Related U.S. Application Data

(75) Inventors: **Matthew Jonathan Chapin**,
Amesbury, MA (US); **Mark Barry Abelson**,
Andover, MA (US); **Keith Jeffrey Lane**,
Somerville, MA (US); **George Minno**,
Suwanee, GA (US)

(63) Continuation-in-part of application No. 11/796,278,
filed on Apr. 26, 2007.

(60) Provisional application No. 60/794,983, filed on Apr.
26, 2006, provisional application No. 60/845,479,
filed on Sep. 18, 2006, provisional application No.
61/007,511, filed on Nov. 8, 2007.

Publication Classification

Correspondence Address:
**MINTZ, LEVIN, COHN, FERRIS, GLOVSKY
AND POPEO, P.C**
ONE FINANCIAL CENTER
BOSTON, MA 02111 (US)

(51) **Int. Cl.**
A61K 33/14 (2006.01)
A61K 31/047 (2006.01)
A61K 31/4164 (2006.01)
A61P 27/02 (2006.01)

(73) Assignee: **ACIEX, INC.**, Westborough, MA
(US)

(52) **U.S. Cl.** **424/680**; 514/738; 514/400; 514/396

(57) **ABSTRACT**

(21) Appl. No.: **12/266,396**

The invention features topical formulations comprising an osmotically active agent and/or a vasoconstrictor and/or an astringent agent for the treatment and prevention of eyelid swelling, and methods of use thereof.

(22) Filed: **Nov. 6, 2008**

CONDITIONS THAT PRESENT EYELID SWELLING

<i>Condition</i>	<i>Eyelid presentation</i>	<i>Other early ocular characteristics of presenting sign</i>
Wegener's	Granulomatosis ¹² Unilateral swelling of upper lid	Exophthalmos, diplopia
Kimura's Disease	Bilateral lid swelling	Mass lesions, elevated IgE, eosinophil and lymphocyte infiltration
Conjunctival amyloidosis	Diffuse bilateral lid swelling	Amyloid deposits (group of disorder)
Orbital sarcoid	Lid swelling	Diplopia, conjunctival, retinal, optic nerve, and lacrimal gland involvement
Kikuchi's disease (necrotizing histiocytic lymphadenitis)	Lid swelling	Additional cutaneous manifestations (nonspecific)
Pediatric leukemia	Unilateral swelling of lower lid A	Acute dacryocystitis, preseptal cellulitis
Rosai-Dorfman disease	Lid swelling	Ocular presentation rare (11%), orbital
Rosacea	Periorbital edema	Blepharitis, conjunctivitis
Hemophagocytic syndrome	Unilateral swelling of upper lid	Bilateral visual disturbance, optic disk edema, retinal hemorrhages, perivenous retinal white patches
Melkersson-Rosenthal syndrome	Lid swelling	Facial edema, facial paralysis, furrowed tongue, perilymphatic granulomas, dermal edema
Acute infectious mononucleosis	Periorbital edema and lid swelling	Occur approximately one week prior to other
Blepharochalasis syndrome	Recurrent, intermittent eyelid swelling, typically bilateral	Leaves lids with stretched excess skin, aged appearance
Nephrotic syndrome	Bilateral lid swelling	Swollen face
Chronic dacryoadenitis	Intermittent swelling of upper lid	Nonspecific
Seborrheic dermatitis	Lid swelling	Blepharitis, scalp involvement, red lid margins

CONDITIONS THAT PRESENT EYELID SWELLING

<i>Condition</i>	<i>Eyelid presentation</i>	<i>Other early ocular characteristics of presenting sign</i>
Wegener's	Granulomatosis ¹² Unilateral swelling of upper lid	Exophthalmos, diplopia
Kimura's Disease	Bilateral lid swelling	Mass lesions, elevated IgE, eosinophil and lymphocyte infiltration
Conjunctival amyloidosis	Diffuse bilateral lid swelling	Amyloid deposits (group of disorder)
Orbital sarcoid	Lid swelling	Diplopia, conjunctival, retinal, optic nerve, and lacrimal gland involvement
Kikuchi's disease (necrotizing histiocytic lymphadenitis)	Lid swelling	Additional cutaneous manifestations (nonspecific)
Pediatric leukemia	Unilateral swelling of lower lid A	Acute dacryocystitis, preseptal cellulitis
Rosai-Dorfman disease	Lid swelling	Ocular presentation rare (11%), orbital
Rosacea	Periorbital edema	Blepharitis, conjunctivitis
Hemophagocytic syndrome	Unilateral swelling of upper lid	Bilateral visual disturbance, optic disk edema, retinal hemorrhages, perivenous retinal white patches
Melkersson-Rosenthal syndrome	Lid swelling	Facial edema, facial paralysis, furrowed tongue, perilymphatic granulomas, dermal edema
Acute infectious mononucleosis	Periorbital edema and lid swelling	Occur approximately one week prior to other
Blepharochalasis syndrome	Recurrent, intermittent eyelid swelling, typically bilateral	Leaves lids with stretched excess skin, aged appearance
Nephrotic syndrome	Bilateral lid swelling	Swollen face
Chronic dacryoadenitis	Intermittent swelling of upper lid	Nonspecific
Seborrheic dermatitis	Lid swelling	Blepharitis, scalp involvement, red lid margins
Lymphoma	Lid swelling/mass	Enlarged lymph nodes

Fig. 1

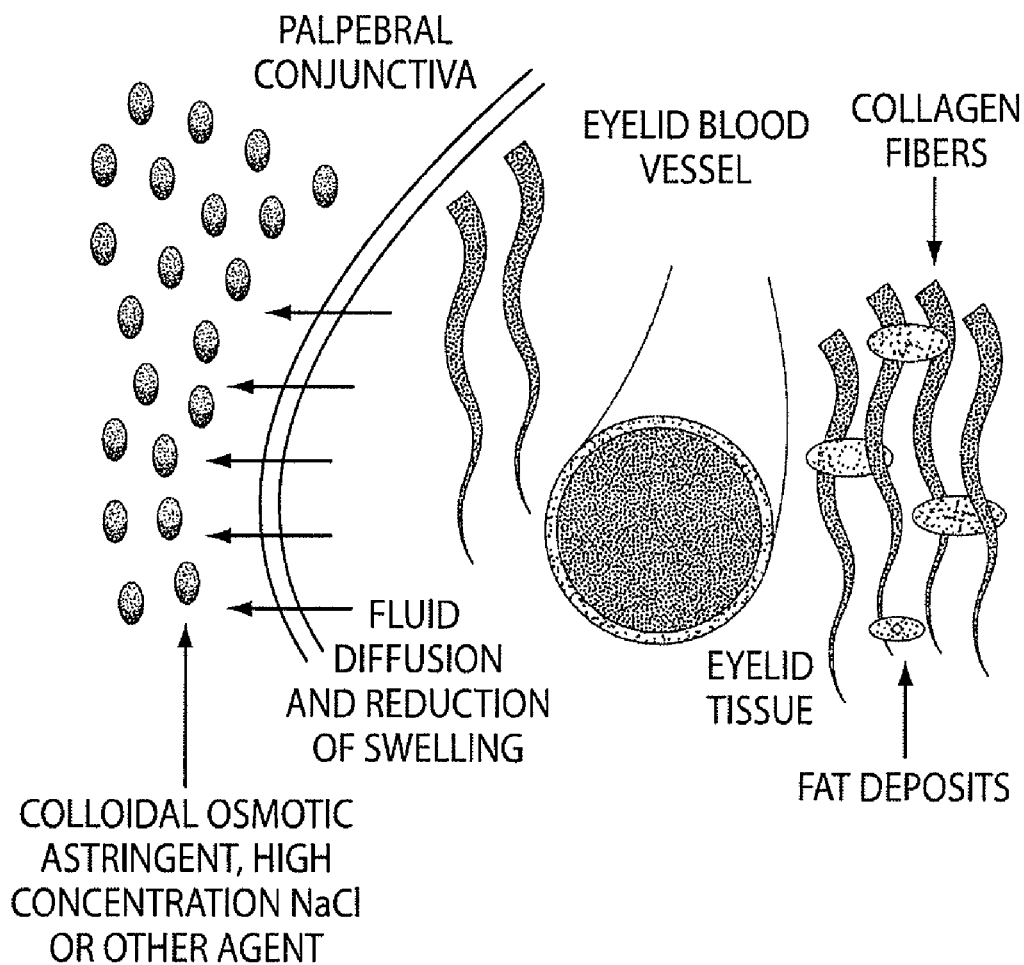


Fig. 2

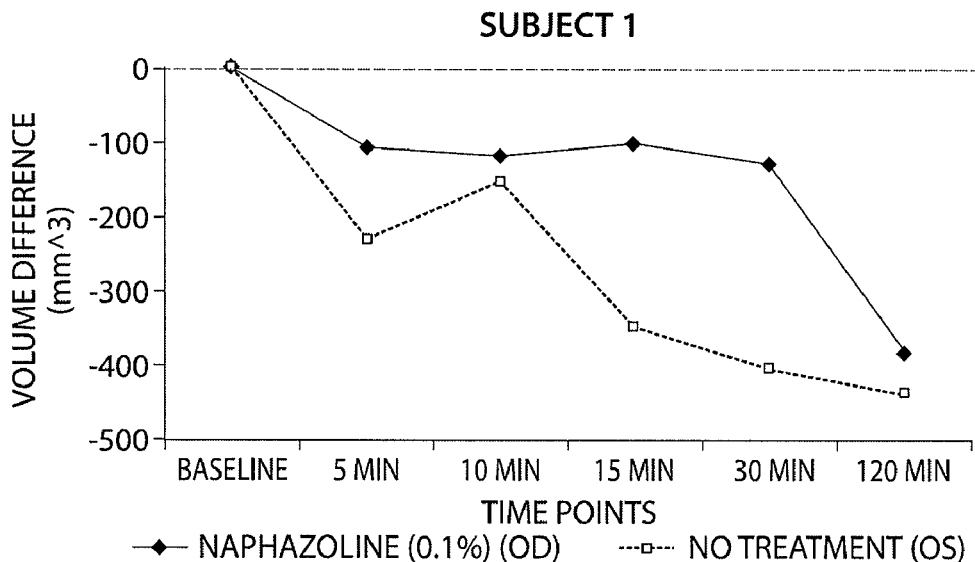


Fig. 3A

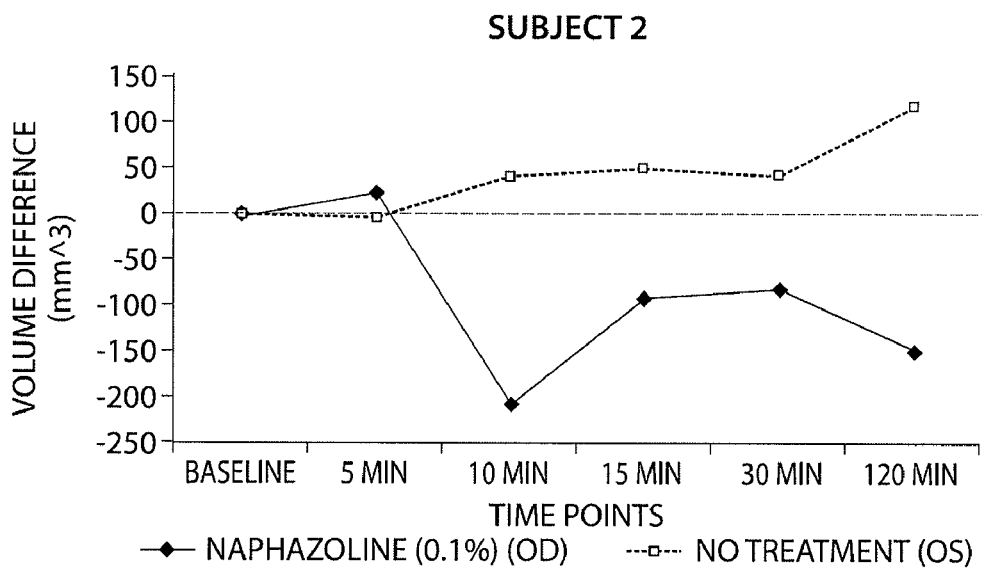


Fig. 3B

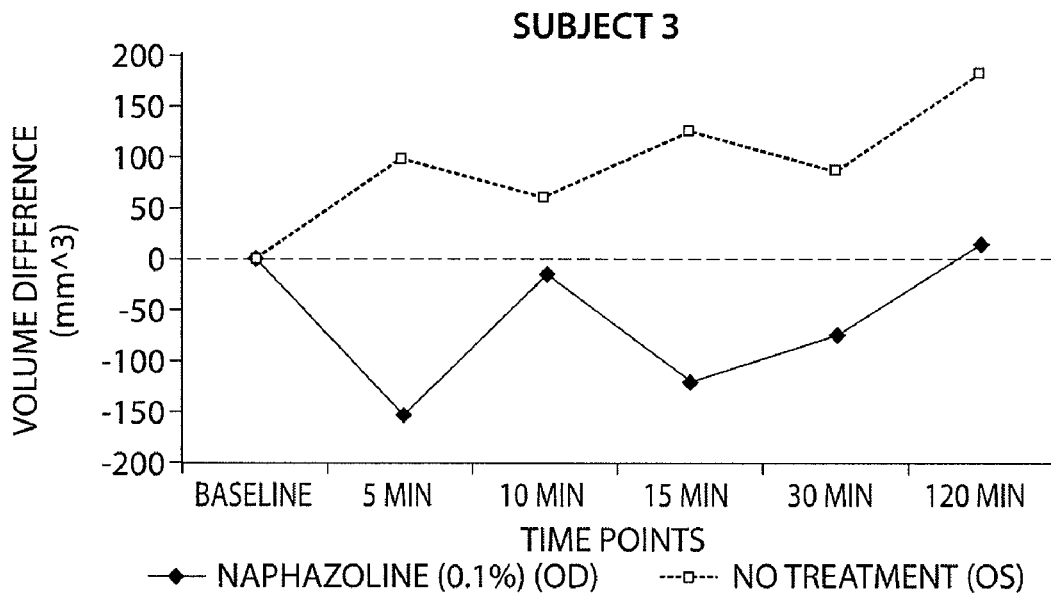


Fig. 3C

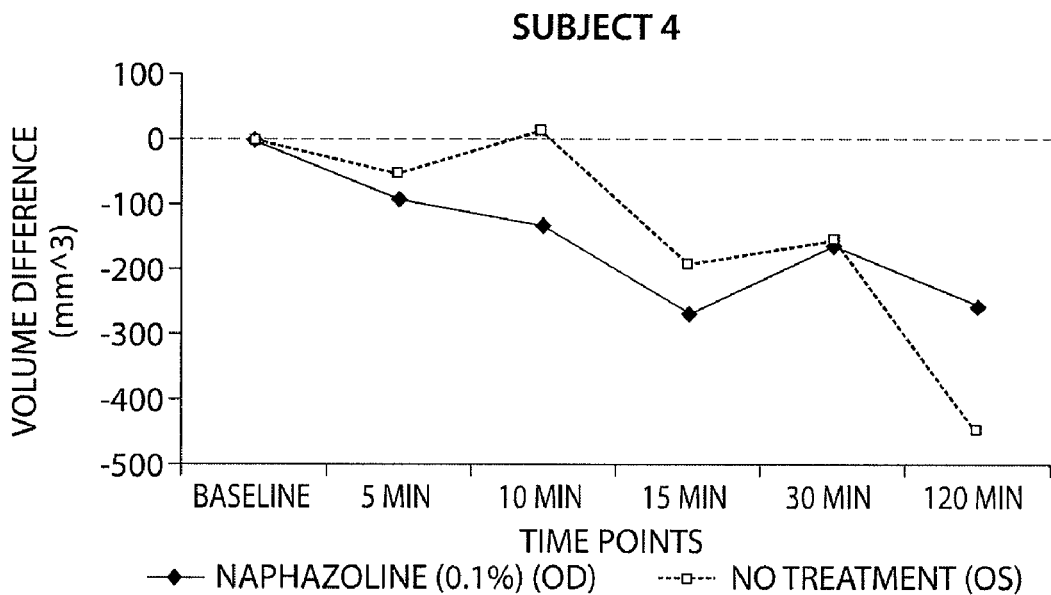


Fig. 3D

Explore Litigation Insights

Docket Alarm provides insights to develop a more informed litigation strategy and the peace of mind of knowing you're on top of things.

Real-Time Litigation Alerts



Keep your litigation team up-to-date with **real-time alerts** and advanced team management tools built for the enterprise, all while greatly reducing PACER spend.

Our comprehensive service means we can handle Federal, State, and Administrative courts across the country.

Advanced Docket Research



With over 230 million records, Docket Alarm's cloud-native docket research platform finds what other services can't. Coverage includes Federal, State, plus PTAB, TTAB, ITC and NLRB decisions, all in one place.

Identify arguments that have been successful in the past with full text, pinpoint searching. Link to case law cited within any court document via Fastcase.

Analytics At Your Fingertips



Learn what happened the last time a particular judge, opposing counsel or company faced cases similar to yours.

Advanced out-of-the-box PTAB and TTAB analytics are always at your fingertips.

API

Docket Alarm offers a powerful API (application programming interface) to developers that want to integrate case filings into their apps.

LAW FIRMS

Build custom dashboards for your attorneys and clients with live data direct from the court.

Automate many repetitive legal tasks like conflict checks, document management, and marketing.

FINANCIAL INSTITUTIONS

Litigation and bankruptcy checks for companies and debtors.

E-DISCOVERY AND LEGAL VENDORS

Sync your system to PACER to automate legal marketing.